

150 EMERGING COMPANIES[^] 19 SECTORS^{\$} 1 FUND

available at TER*

@ 5 PAISE*



*5 paise indicates that Scheme proposes to charge 0.05% per annum of daily net assets of the scheme as the Total expense ratio (TER). However, the same is subject to change within the limits defined under SEBI (Mutual Funds) Regulations, 1996. The above does not include the transaction costs which has to be borne by the investor. The minimum application amount during the NFO Period is Rs. 5,000 and in multiples of Re. 1 thereafter.

Invest in
Mirae Asset Nifty Midcap 150 ETF
An open ended scheme replicating/tracking Nifty Midcap 150 Total Return Index

Why invest in Nifty Midcap 150 Index?



To participate in entire midcap segment of the market.



Portfolio of companies with robust business models and the potential to become tomorrow's large caps.



Relatively low cost option to participate in Midcap segment of market.

[^]Classification as per SEBI circular (SEBI/HO/IMD/DF3/CIR/P/2017/114) dated October 6th, 2017, the universe of Mid Cap shall consist of 101st to 250th company, Large Cap shall consist of top 100 companies, Small Cap shall consist of 251st and onwards companies in terms of full market capitalization.

^{\$}Source: NSE, as on Mar 31, 2022. The sectoral composition of Nifty Midcap 150 Index may change in future as per index rebalancing.

About Nifty Midcap 150 Index

The Nifty Midcap 150 Index aims to track the performance of 150 mid-market capitalization companies.

Eligible Universe:

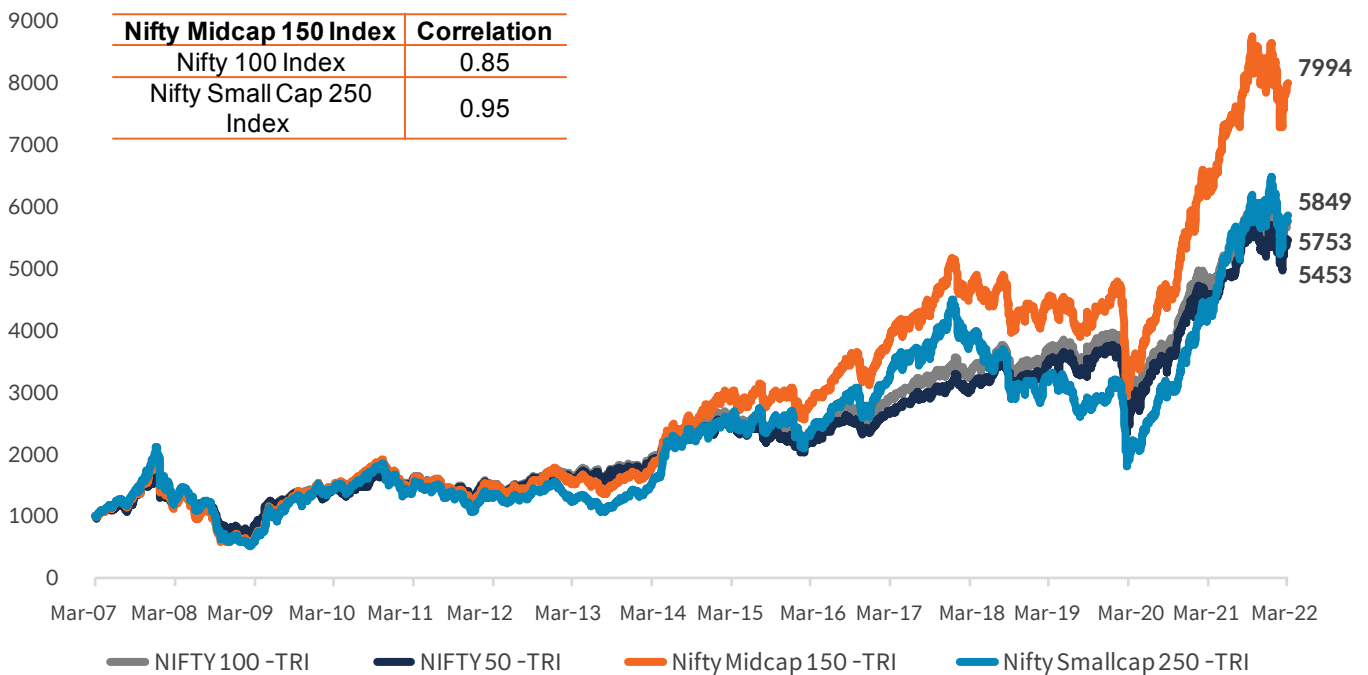
- To be considered for inclusion in NIFTY Midcap 150 index, companies must form part of NIFTY 500 and should not form part of NIFTY 100 Index

Security selection:

- Securities will be included if
 - Rank based on full market capitalization is among top 225 or
 - Full market capitalization is 1.50 times of the last constituent in NIFTY Midcap 150
- Securities will be excluded if
 - Rank based on full market capitalization falls below 275 or if constituents get excluded from NIFTY 500
 - Companies are selected as per the above rules, based on free float market cap to achieve portfolio of 150 companies. Weights are as per Free Float Market Cap
 - The index is reconstituted and rebalanced semi-annually in January and July.

Source: NSE, as on Mar 31, 2022. ; Index Methodology for Nifty Midcap 150 Index

Midcap segment has outperformed large-cap and small-cap segments in long run



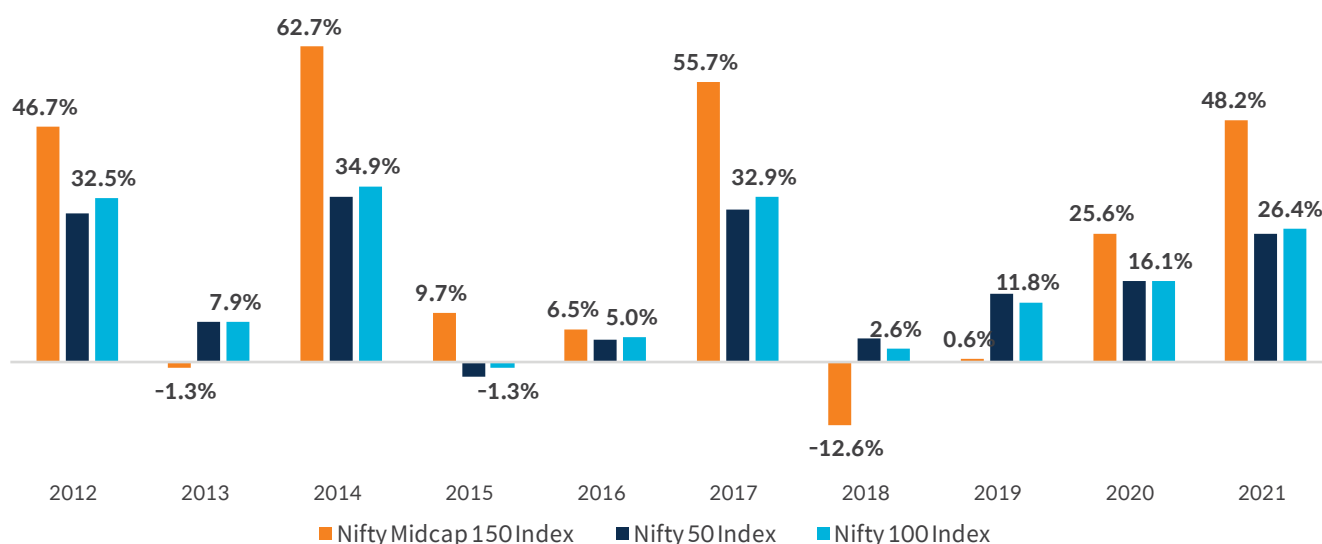
Data as on Mar 31, 2022. National Stock Exchange (NSE), Past performance may or may not sustain in future. The Index values have been rebased to 1,000. The index return is in Total Return Variant. The data shown above pertains to the Index and does not in manner indicate performance of any scheme-- of the Fund. Returns greater than one year are CAGR returns.

Nifty Midcap 150 Index has outperformed both Nifty 100 Index and Nifty 50 Index across all investment horizons.

Period	Nifty Midcap 150 Index	NIFTY 50 Index	NIFTY 100 Index	NIFTY 500 Index
1 Year	25.0%	20.6%	20.3%	22.3%
3 Years	20.7%	15.7%	15.8%	16.8%
5 Years	15.4%	14.7%	15.2%	14.6%
7 Years	15.6%	12.4%	12.2%	12.7%
10 Years	18.4%	14.5%	14.1%	14.8%
15 Years	14.9%	12.4%	12.0%	12.2%
Since Inception	16.7%	15.0%	14.8%	14.6%

Data as on Mar 31, 2022. National Stock Exchange (NSE), Past performance may or may not sustain in future. The index return is in Total Return Variant. The data shown above pertains to the Index and does not in manner indicate performance of any scheme of the Fund. Returns greater than one year are CAGR returns.

Nifty Midcap 150 Index has outperformed both Nifty 100 Index and Nifty 50 Index in 7 out of 10 calendar years.



Data as on Mar 31, 2022. National Stock Exchange (NSE), Past performance may or may not sustain in future. The index return is in Total Return Variant. The data shown above pertains to the Index and does not in manner indicate performance of any scheme of the Fund.

Returns greater than one year are CAGR returns. The mentioned return values pertain to Nifty Midcap 150 and Nifty 100 Index.

Sectorial Distribution

Top 10 Sectors	Nifty Midcap 150 Index	Nifty 50 Index	Nifty 100 Index	Nifty SmallCap 250 Index	Nifty 500 Index
Financial Services	16.3%	35.2%	32.9%	19.4%	29.4%
Capital Goods	12.5%	-	0.2%	13.0%	3.1%
Healthcare	9.9%	4.0%	4.3%	7.6%	5.4%
Chemicals	8.0%	0.6%	1.6%	7.8%	3.0%
IT	7.4%	18.2%	16.2%	9.1%	14.4%
Oil and Gas	7.2%	13.6%	12.4%	1.6%	10.8%
Automobile	6.8%	4.8%	4.3%	2.4%	4.6%
Consumer Durables	6.5%	-	3.3%	6.2%	4.0%
Consumer Services	4.8%	-	1.5%	4.7%	2.3%
Power	3.9%	1.8%	3.0%	0.9%	3.0%
Realty	3.2%	-	0.3%	2.0%	0.8%

Source: NSE, as on Mar 31, 2022. The sector(s)/stock(s)/issuer(s) mentioned in this presentation do not constitute any research report/recommendation of the same.

Relative to the Nifty 100 Index, the Nifty Midcap 150 Index has higher exposure to Capital Goods and Chemicals sectors and lower exposure to Financial Services and IT sector.









Top 15 stocks forming part of the Nifty Midcap 150 Index

Nifty Midcap 150 Index has been relatively the best performing index among all broad-based indices

S. No.	Company Name	Weightage
1	Adani Total Gas Ltd.	3.32%
2	Tata Power Co. Ltd.	2.27%
3	Tata Elxsi Ltd.	1.73%
4	Voltas Ltd.	1.62%
5	Trent Ltd.	1.61%
6	Mphasis Ltd.	1.57%
7	AU Small Finance Bank Ltd.	1.54%
8	Zee Entertainment Enterprises Ltd.	1.49%
9	Page Industries Ltd.	1.44%
10	Bharat Electronics Ltd.	1.42%
11	Persistent Systems Ltd.	1.33%
12	Laurus Labs Ltd.	1.30%
13	Shriram Transport Finance Co. Ltd.	1.28%
14	Crompton Greaves Consumer Electricals Ltd.	1.25%
15	Jindal Steel & Power Ltd.	1.22%

Data as on Mar 31, 2022. National Stock Exchange (NSE), Past performance may or may not sustain in future. The index return is in Total Return Variant. The data shown above pertains to the Index and does not in manner indicate performance of any scheme of the Fund. Returns greater than one year are CAGR returns.

FUND FACTS

 <p>Benchmark: Nifty Midcap 150 Total Return Index</p>	 <p>Fund Manager: Ms. Ekta Gala</p>	 <p>Minimum Investment Amount During NFO: ₹5000/- and in multiples of ₹1/- thereafter.</p>
 <p>Authorized Participant: Mirae Asset Capital Markets (India) Pvt Ltd.; East India Securities Limited; Kanjalochana Finserve Private Limited</p>	 <p>Taxation: Equity</p>	 <p>Allotment Date: 9th March 2022</p>
 <p>Minimum Application: On exchange In multiple of 1 units Directly with AMC In multiple of 4,00,000 units</p>		 <p>NAV: 11.112 (As on March 31, 2022)</p>

BSE/NSE Disclaimer: Every person who desires to apply for or otherwise acquires any unit of this Fund may do so pursuant to independent inquiry, investigation and analysis and shall not have any claim against the Exchange whatsoever by reason of any loss which may be suffered by such person consequent to or in connection with such subscription/ acquisition whether by reason of anything stated or omitted to be stated herein or any other reason whatsoever.

NSE Indices Limited Disclaimer: NSE INDICES LIMITED do not guarantee the accuracy and/or the completeness of the Nifty Midcap 150 Index or any data included therein and NSE INDICES LIMITED shall have no responsibility or liability for any errors, omissions, or interruptions therein. NSE INDICES LIMITED does not make any warranty, express or implied, as to results to be obtained by the Issuer, owners of the product(s), or any other person or entity from the use of the Nifty Midcap 150 Index or any data included therein. NSE INDICES LIMITED makes no express or implied warranties, and expressly disclaims all warranties of merchantability or fitness for a particular purpose or use with respect to the index or any data included therein. Without limiting any of the foregoing, NSE INDICES LIMITED expressly disclaim any and all liability for any claims, damages or losses arising out of or related to the Products, including any and all direct, special, punitive, indirect, or consequential damages (including lost profits), even if notified of the possibility of such damages.

Statutory Details: Trustee: Mirae Asset Trustee Company Private Limited; Investment Manager: Mirae Asset Investment Managers (India) Private Limited (AMC); Sponsor: Mirae Asset Global Investments Company Limited.

The information contained in this document is compiled from third party and publically available sources and is included for general information purposes only. There can be no assurance and guarantee on the yields. Views expressed by the Fund Manager cannot be construed to be a decision to invest. The statements contained herein are based on current views and involve known and unknown risks and uncertainties. Whilst Mirae Asset Investment Managers (India) Private Limited (the AMC) shall have no responsibility/liability whatsoever for the accuracy or any use or reliance thereof of such information. The AMC, its associate or sponsors or group companies, its Directors or employees accepts no liability for any loss or damage of any kind resulting out of the use of this document. The recipient(s) before acting on any information herein should make his/her/their own investigation and seek appropriate professional advice and shall alone be fully responsible / liable for any decision taken on the basis of information contained herein. Any reliance on the accuracy or use of such information shall be done only after consultation to the financial consultant to understand the specific legal, tax or financial implications.

For further information about other schemes (product labelling and performance of the fund) please visit the website of the AMC: www.miraeassetmf.co.in

Please consult your financial advisor or mutual fund distributor before investing

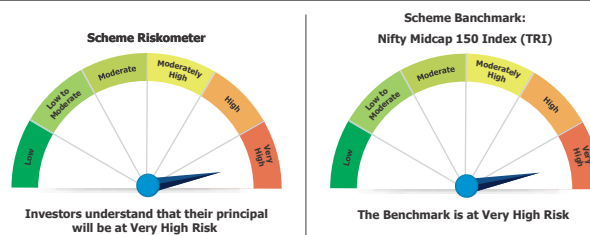
PRODUCT LABELLING

Mirae Asset Nifty Midcap 150 ETF is suitable for investors who are seeking*

- Returns that are commensurate with the performance of the NIFTY Midcap 150 Index, subject to tracking errors over the long-term
- Investment in equity securities covered by the NIFTY Midcap 150 Index

*Investors should consult their financial advisors, if they are not clear about the suitability of the product.

Follow us on:     



Mutual Fund investments are subject to market risks, read all scheme related documents carefully.

 1800-2090-777 (Toll Free) Mon-Sat: 9 am-6 pm |  customercare@miraeasset.com |  Contact your financial advisors or MFD for details