

Top 30 blue-chip companies that aim to reflect financial strength & market stability.



Invest in Mirae Asset BSE Sensex ETF

(NSE: SENSEXETF BSE:543999)

Erstwhile known as Mirae Asset S&P BSE Sensex ETF^{\$}
(An open-ended scheme replicating / tracking BSE Sensex Total Return Index)

Why you may consider investing in this ETF?



BSE Sensex is designed to measure the performance of the 30 largest and most liquid companies across key sectors of the Indian economy that are listed on BSE



The index has a long history of more than 40 years and represents more than 40% of the total Indian equity markets



Opportunity to trade in Mirae Asset BSE Sensex ETF with low spread and continuous liquidity provided by the market makers.



Relatively low-cost option to take exposure in Sensex ETFs and in active funds.

BSE Sensex Index: Portfolio and Sectoral Allocation

Sr. No.	Top 10 Stocks	% Wt.
1	HDFC Bank Ltd.	13.00%
2	Reliance Industries Ltd.	10.88%
3	ICICI Bank Ltd.	9.12%
4	Infosys Ltd.	7.21%
5	ITC Ltd.	4.88%
6	Larsen & Toubro Ltd.	4.76%
7	Tata Consultancy Services Ltd.	4.74%
8	Bharti Airtel Ltd.	4.25%
9	State Bank Of India	3.58%
10	Axis Bank Ltd.	3.50%

Sector	Wt. (%)
Banks	33.04
IT - Software	14.86
Petroleum Products	10.88
Diversified FMCG	7.46
Automobiles	6.77
Construction Project	4.76
Telecom - Services	4.25
Power	3.81
Consumer Durables	3.02
Finance	2.87
Ferrous Metals	2.40
Pharmaceuticals & Biotechnology	1.98
Cement & Cement Products	1.46
Transport Infrastructure	1.23
Food Products	0.94

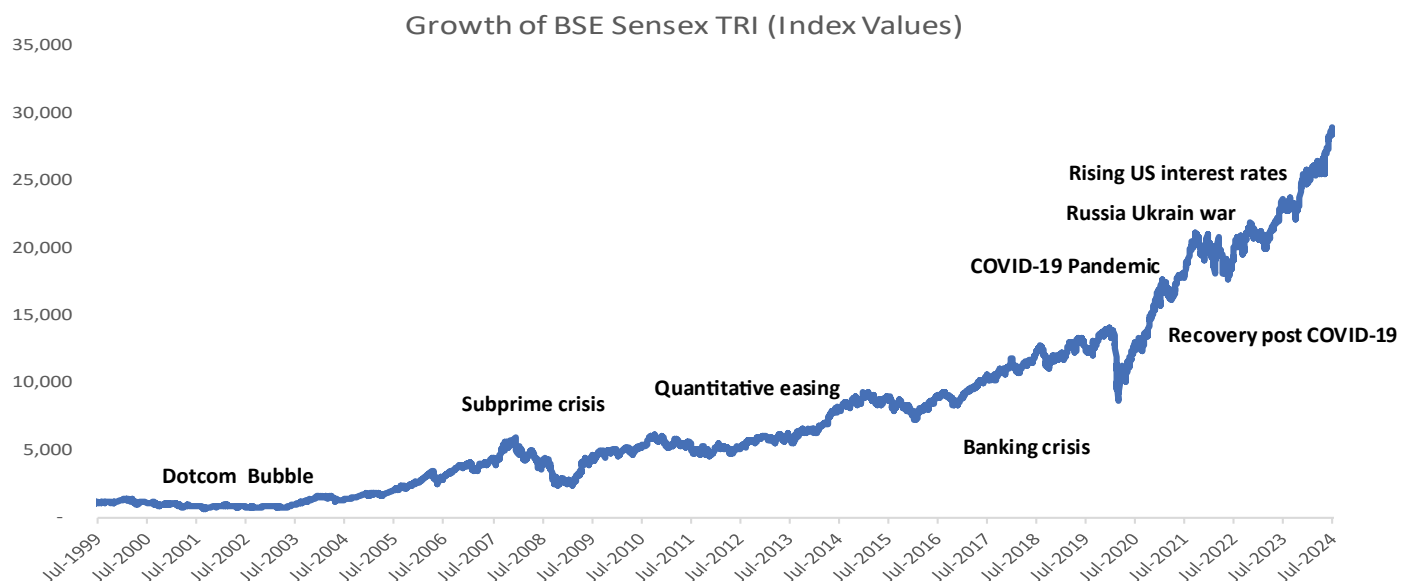
Index Construction at a Glance

- Companies: 30.
- Universe: Common stocks and/or DVRs included in the BSE 100.
- Market Capitalization: Top 75 companies are shortlisted based on average 6-month float or total market cap.
- Liquidity: Companies are sorted based on annualized traded value and bottom 2 percentiles are excluded
- Companies with weight less than 0.50% based on Float adjusted Market cap are excluded
- Compulsory inclusion: Top 21, Buffer for Existing: Top 39, Remaining: Based on sectoral representation
- Weighting: Float-adjusted market cap.
- Reconstitution Frequency: Semi-annual (June and December).

Source: ACE MF Limited, data as on July 31, 2024; **Past performance may or may not sustain in future.** The data shown above pertains to the index and does not in manner indicate performance of any scheme of the Fund. The sector(s) /stock(s)/issuer(s) mentioned in this presentation do not constitute any research report/recommendation of the same and the Fund may or may not have any future position in these sector(s) /stock(s)/issuer.

BSE Sensex: Gauge of the Indian capital market

Index Values



BSE Sensex is a bellwether index and has tracked the peaks and troughs of India's capital markets

Source: Bloomberg and BSE Indices ; Data as on July 31, 2024. **Past performance may or may not be sustained in future**

BSE Sensex Index: Return and Risk Profile

Period	Return		Risk		Return-to-Risk Ratio	
	BSE Sensex Index	Nifty 50 Index	BSE Sensex Index	Nifty 50 Index	BSE Sensex Index	Nifty 50 Index
Since Inception	14.4%	14.4%	22.3%	22.2%	0.6	0.7
15 Years	13.2%	13.2%	16.9%	16.9%	0.8	0.8
10 Years	13.6%	13.8%	16.7%	16.6%	0.8	0.8
7 Years	15.4%	15.2%	17.7%	17.5%	0.9	0.9
5 Years	18.3%	18.9%	19.5%	19.2%	0.9	1.0
3 Years	17.3%	17.9%	14.1%	14.1%	1.2	1.3
1 Year	24.5%	27.8%	12.7%	12.7%	1.9	2.2
6 Month	14.9%	15.7%	14.3%	14.5%	1.0	1.1
3 Month	10.5%	11.1%	17.4%	17.7%	0.6	0.6
1 Month	3.5%	4.0%	8.1%	8.5%	0.4	0.5

Source: Bloomberg and BSE Indices ; Data as on July 31, 2024. Since Inception: 30/6/1999 for both indices. Past performance may or may not be sustained in future

BSE Sensex Index: Calendar Year Performance

Calendar Year	BSE Sensex TRI	Nifty 50 TRI	Calendar Year	BSE Sensex TRI	Nifty 50 TRI
2023	20.3%	21.3%	2013	10.7%	8.1%
2022	5.8%	5.7%	2012	28.0%	29.4%
2021	23.2%	25.6%	2011	-23.6%	-23.8%
2020	17.2%	16.1%	2010	19.1%	19.2%
2019	15.7%	13.5%	2009	83.3%	77.6%
2018	7.2%	4.6%	2008	-51.8%	-51.3%
2017	29.6%	30.3%	2007	48.8%	56.8%
2016	3.5%	4.4%	2006	48.8%	41.9%
2015	-3.7%	-3.0%	2005	46.4%	40.0%
2014	31.9%	32.9%	2004	15.2%	12.3%

BSE Sensex Index has generated positive calendar year returns in past 17 out of 20 calendar years

Source: Bloomberg and BSE Indices ; calendar year Data as on Dec 31, 2023. Past performance may or may not be sustained in future

Fund Facts



Fund Manager:
Ms. Ekta Gala & Mr. Vishal Singh



Exit Load:
Nil



Taxation:
Equity



Allotment Date:
29th September 2023



Benchmark:
BSE Sensex Index



Authorized Participants:
Mirae Asset Capital Markets (India) Private Limited
Kanjalochna Finserve Private Limited
East India Securities
Parwati Capital Markets Private Limited

BSE/NSE Disclaimer: -Every person who desires to apply for or otherwise acquires any unit of this Fund may do so pursuant to independent inquiry, investigation and analysis and shall not have any claim against the Exchange whatsoever by reason of any loss which may be suffered by such person consequent to or in connection with such subscription/ acquisition whether by reason of anything stated or omitted to be stated herein or any other reason whatsoever

Disclaimer by AIPL Limited:

The BSE Indices are published by Asia Index Private Limited ("AIPL"), which is a wholly owned subsidiary of BSE Limited ("BSE"). BSE* and SENSEX* are registered trademarks of BSE. The trademarks have been licensed to AIPL and have been sublicensed for use for certain purposes by Licensee. Licensee's "[Insert Product]" (the "Product") is/are not sponsored, endorsed, sold or promoted by AIPL or BSE. None of AIPL or BSE makes any representation or warranty, express or implied, to the owners of the Product(s) or any member of the public regarding the advisability of investing in securities generally or in the Product particularly or the ability of the Index to track general market performance. AIPL's and BSE's only relationship to Licensee with respect to the Index is the licensing of the Index and certain trademarks, service marks and/or trade names of AIPL, BSE and/or their licensors. The BSE Indices are determined, composed and calculated by AIPL or its agent without regard to Licensee or the Product. None of AIPL or BSE are responsible for and have not participated in the determination of the prices, and amount of the Product or the timing of the issuance or sale of the Product or in the determination or calculation of the equation by which the Product is to be converted into cash, surrendered or redeemed, as the case may be. AIPL and BSE have no obligation or liability in connection with the administration, marketing or trading of the Product. There is no assurance that investment products based on the Index will accurately track index performance or provide positive investment returns. AIPL and BSE are not investment advisors. Inclusion of a security within an index is not a recommendation by AIPL or BSE to buy, sell, or hold such security, nor is it considered to be investment advice.

AIPL, BSE AND THEIR THIRD PARTY LICENSORS DO NOT GUARANTEE THE ADEQUACY, ACCURACY, TIMELINESS AND/OR THE COMPLETENESS OF THE INDEX OR ANY DATA RELATED THERETO. AIPL, BSE AND THEIR THIRD PARTY LICENSORS SHALL NOT BE SUBJECT TO ANY DAMAGES OR LIABILITY FOR ANY ERRORS, OMISSIONS, OR DELAYS THEREIN. AIPL, BSE AND THEIR THIRD PARTY LICENSORS MAKE NO EXPRESS OR IMPLIED WARRANTIES, AND EXPRESSLY DISCLAIM ALL WARRANTIES, OF MERCHANTABILITY OR FITNESS FOR A PARTICULAR PURPOSE OR USE OR AS TO RESULTS TO BE OBTAINED BY LICENSEE, OWNERS OF THE PRODUCT, OR ANY OTHER PERSON OR ENTITY FROM THE USE OF THE INDEX OR WITH RESPECT TO ANY DATA RELATED THERETO. WITHOUT LIMITING ANY OF THE FOREGOING, IN NO EVENT WHATSOEVER SHALL AIPL, BSE OR THEIR THIRD PARTY LICENSORS BE LIABLE FOR ANY INDIRECT, SPECIAL, INCIDENTAL, PUNITIVE, OR CONSEQUENTIAL DAMAGES INCLUDING BUT NOT LIMITED TO, LOSS OF PROFITS, TRADING LOSSES, LOST TIME OR GOODWILL, EVEN IF THEY HAVE BEEN ADVISED OF THE POSSIBILITY OF SUCH DAMAGES, WHETHER IN CONTRACT, TORT, STRICT LIABILITY, OR OTHERWISE. THERE ARE NO THIRD PARTY BENEFICIARIES OF ANY AGREEMENTS OR ARRANGEMENTS BETWEEN AIPL AND LICENSEE, OTHER THAN THE LICENSORS OF AIPL (INCLUDING BSE).

Statutory Details: Trustee: Mirae Asset Trustee Company Private Limited; Investment Manager: Mirae Asset Investment Managers (India) Private Limited (AMC); Sponsor: Mirae Asset Global Investments Company Limited.

The information contained in this document is compiled from third party and publically available sources and is included for general information purposes only. There can be no assurance and guarantee on the yields. Views expressed by the Fund Manager cannot be construed to be a decision to invest. The statements contained herein are based on current views and involve known and unknown risks and uncertainties. Whilst Mirae Asset Investment Managers (India) Private Limited (the AMC) shall have no responsibility/liability whatsoever for the accuracy or any use or reliance thereof of such information. The AMC, its associate or sponsors or group companies, its Directors or employees accepts no liability for any loss or damage of any kind resulting out of the use of this document. The recipient(s) before acting on any information herein should make his/her/their own investigation and seek appropriate professional advice and shall alone be fully responsible / liable for any decision taken on the basis of information contained herein. Any reliance on the accuracy or use of such information shall be done only after consultation to the financial consultant to understand the specific legal, tax or financial implications.

-Mutual fund investments are subject to market risks, read all scheme related documents carefully.

For further information about other schemes (product labelling and performance of the fund) please visit the website of the AMC: www.miraeassetmf.co.in

Please consult your financial advisor or mutual fund distributor before investing

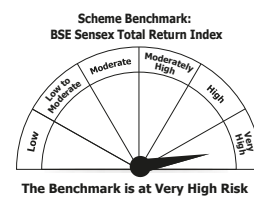
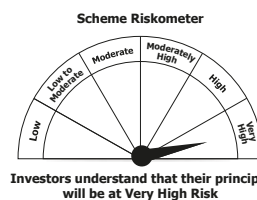
PRODUCT LABELLING

Mirae Asset BSE Sensex ETF is suitable for investors who are seeking*

- Returns that commensurate with performance of BSE Sensex Total Return Index, subject to tracking error over long term.
- Investments in equity securities covered by BSE Sensex Total Return Index

*Investors should consult their financial advisors if they are not clear about the suitability of the product.

Mirae Asset ETF is a part of Mirae Asset Mutual Fund and is used for Exchange Traded Funds managed by Mirae Asset Investment Managers (India) Private Limited.



SCAN QR CODE



TO KNOW MORE

Follow us on: [f](#) [X](#) [v](#) [in](#) [@](#)

Mutual Fund investments are subject to market risks, read all scheme related documents carefully.

1800-2090-777 (Toll Free) Mon-Sat: 9 am-6 pm

customercare@miraeasset.com

Contact your financial advisor or mutual fund distributor for details