




Aim to do good for
your wealth and the planet.

ESG

ENVIRONMENTAL | SOCIAL | GOVERNANCE



Aim to invest in

Mirae Asset ESG Sector Leaders ETF

An open ended scheme replicating/tracking Nifty100 ESG Sector Leaders Total Return Index

NSE Symbol: MAESGETF | BSE Symbol: 543246

Why invest in ESG Sector Leaders ETF?



Invest in companies which aim to have lower business risk and higher sustainable growth opportunity



Avoid companies with major controversies



Aim to grow wealth and contribute to community with sustainable investing

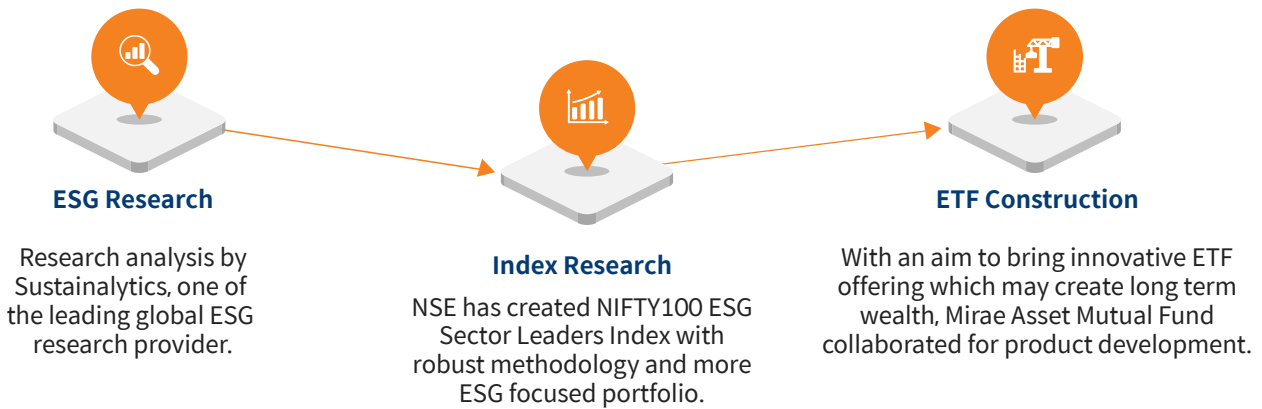
SCAN HERE



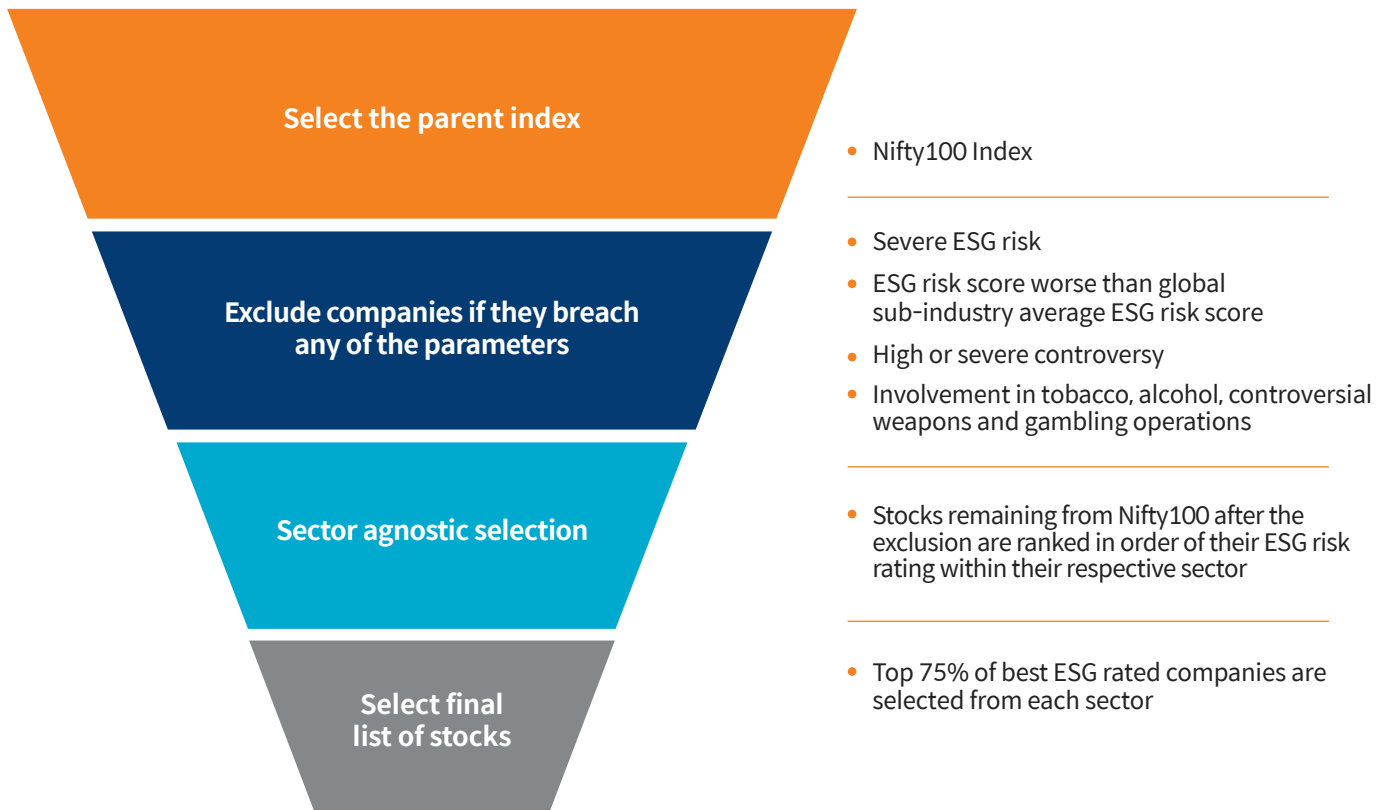
TO KNOW MORE

Mirae Asset ESG Sector Leaders ETF

A product created with expertise of multiple specialized entities.



How is Nifty100 ESG Sector Leader Index constructed?



A robust new methodology aims to create a portfolio of companies having superior ESG performance, no major controversy and no involvement in questionable businesses.

Performance & Portfolio Comparison

Calendar Year Returns

Period	Nifty100 ESG Sector Leader TRI	NIFTY 100 - TRI	NIFTY 50 - TRI
2014	37.3%	34.8%	32.9%
2015	-1.3%	-1.3%	-3.0%
2016	2.8%	5.0%	4.4%
2017	31.4%	32.9%	30.3%
2018	7.0%	2.6%	4.6%
2019	10.8%	11.8%	13.5%
2020	22.6%	16.1%	16.1%
2021	24.2%	26.4%	25.6%

Periodic Performance

Period	Nifty100 ESG Sector Leader Index	NIFTY 100 Index	NIFTY 50 Index
7 Years	12.6%	12.4%	12.2%
5 Years	16.0%	14.7%	15.2%
3 Years	16.2%	15.7%	15.9%
1 Year	18.6%	20.6%	20.3%
6 Months	-1.2%	-0.6%	-0.5%
3 Months	-0.4%	0.5%	0.8%

NSE data as on March 31, 2022, Past performance may or may not sustain in future. The index return are in Total Return Variant.

Top 10 Sector Holdings of Nifty 100 ESG Sectors Leaders Index

Sector	Nifty100 ESG Sector Leader Index	Nifty 100 Index	Nifty 50 Index
Financial Services	26.6%	32.9%	35.2%
IT	19.9%	16.2%	18.2%
Oil & Gas	13.5%	12.4%	13.6%
Fast Moving Consumer Goods	6.3%	7.8%	7.2%
Metals & Mining	4.8%	4.4%	3.4%
Consumer Durables	4.7%	3.3%	3.2%
Healthcare	3.7%	4.3%	4.0%
Construction	3.6%	2.4%	2.8%
Power	3.5%	3.0%	1.8%
Automobile & Auto Components	3.4%	4.3%	4.8%





Top 10 Stock Holdings of Nifty 100 ESG Sector Leaders Index


Top 10 Stocks	Weightage
Reliance Industries Ltd.	10.97%
Infosys Ltd.	10.09%
HDFC Bank Ltd.	10.05%
HDFC Ltd.	7.46%
Tata Consultancy Services Ltd.	6.68%
Kotak Mahindra Bank Ltd.	4.44%
Larsen & Toubro Ltd.	3.69%
Bajaj Finance Ltd.	3.33%
Hindustan Unilever Ltd.	3.16%
Bharti Airtel Ltd.	3.08%

Source: NSE, Portfolio as on Mar 31, 2022 The sector(s)/stock(s)/issuer(s) mentioned in this presentation do not constitute any research report/recommendation of the same and the Fund may or may not have any future position in these sector(s)/stock(s)/issuer(s)

Mirae Asset ESG Sector Leaders ETF

The scheme will aim to track the performance of Nifty100 ESG Sector Leader Index.










 <p>New index by NSE which incorporates the latest research methodology by Sustainalytics, one of the global leaders in ESG research.</p>	 <p>Index comprises of companies which have scored well on management of Environmental, Social and Governance (ESG) factors.</p>
 <p>Avoid investments in companies with controversies on E, S and G pillar.</p>	 <p>Compared against the best of the world.</p>


 Aims to generate higher returns with lower volatility and drawdowns.

IDEAL INVESTOR PROFILE

 <p>Goal: Aim for wealth creation</p>	 <p>Investment Time Horizon: 3+ years</p>	 <p>Risk Profile: Aggressive</p>
---	---	--

FUND FACTS

 <p>Benchmark: Nifty100 ESG Sector Leaders Index (TRI)</p>	 <p>Symbol: NSE: MAESGETF BSE: 543246</p>	 <p>Fund Manager: Ms. Ekta Gala</p>
 <p>Allotment Date: 17th November 2020</p>	 <p>Minimum Application: On exchange (in multiple of 1 units) Directly with AMC (in multiple of 2,50,000 units)</p>	 <p>NAV: (as on Mar 31, 2022) Rs. 29.557</p>
 <p>Minimum Investment Amount: ₹5000/- and in multiples of ₹1/- thereafter.</p>	 <p>Authorized Participant: Mirae Asset Capital Markets (India) Pvt. Ltd. Kanjalochna Finserve Private Limited East India Securities</p>	 <p>Taxation: Equity</p>

NSE Indices Ltd Disclaimer: NSE INDICES LIMITED do not guarantee the accuracy and/or the completeness of the Nifty100 ESG Sector Leaders Index or any data included therein and NSE INDICES LIMITED shall have not have any responsibility or liability for any errors, omissions, or interruptions therein. NSE INDICES LIMITED does not make any warranty, express or implied, as to results to be obtained by the Issuer, owners of the product(s), or any other person or entity from the use of the Nifty100 ESG Sector Leaders Index or any data included therein. NSE INDICES LIMITED makes no express or implied warranties, and expressly disclaims all warranties of merchantability or fitness for a particular purpose or use with respect to the index or any data included therein. Without limiting any of the foregoing, NSE INDICES LIMITED expressly disclaim any and all liability for any claims, damages or losses arising out of or related to the Products, including any and all direct, special, punitive, indirect, or consequential damages (including lost profits), even if notified of the possibility of such damages.

NSE/BSE Disclaimer: It is to be distinctly understood that the permission given by NSE/BSE should not in any way be deemed or construed that the Scheme Information Document has been cleared or approved by NSE/BSE nor does it certify the correctness or completeness of any of the contents of the Draft Scheme Information Document. The investors are advised to refer to the Scheme Information Document for the full text of the 'Disclaimer Clause of NSE/BSE.

Sustainalytics Disclaimer: This [publication/ report/ section] contains information developed by Sustainalytics. Such information and data are proprietary of Sustainalytics and/or its third party suppliers (Third Party Data) and are provided for informational purposes only. They do not constitute an endorsement of any product or project, nor an investment advice and are not warranted to be complete, timely, accurate or suitable for a particular purpose. Their use is subject to conditions available at [https://www.sustainalytics.com/legal-disclaimers.](https://www.sustainalytics.com/legal-disclaimers)

Statutory Details: Trustee: Mirae Asset Trustee Company Private Limited; Investment Manager: Mirae Asset Investment Managers (India) Private Limited (AMC); Sponsor: Mirae Asset Global Investments Company Limited.

PRODUCT LABELLING

Mirae Asset ESG Sector Leaders ETF is suitable for investors who are seeking*

- Returns that are commensurate with the performance of NIFTY100 ESG Sector Leaders Total Return Index, subject to tracking error over long term
- Investments in equity securities covered by NIFTY100 ESG Sector Leaders Total Return Index

*Investors should consult their financial advisers, if they are not clear about the suitability of the product.


Mirae Asset ETF is a part of Mirae Asset Mutual Fund and is used for Exchange Traded Funds managed by Mirae Asset Investment Managers (India) Private Limited.

Follow us on     

Mutual Fund investments are subject to market risks, read all scheme related documents carefully.

 1800-2090-777 (Toll Free) Mon - Sat: 9 am - 6 pm

 customer@miraeasset.com

 contact your financial advisor or MFD for details