

Get exposure in a spectrum of
Top 30 Tech companies of China*

*Top 30 technology companies with highest Market Value Rank listed on Hong kong stock exchange

Invest in

Mirae Asset Hang Seng TECH ETF Fund of Fund

An open-ended fund of fund scheme predominantly investing in units of Mirae Asset Hang Seng TECH ETF

Why invest in Hang Seng TECH ETF Fund of Fund?



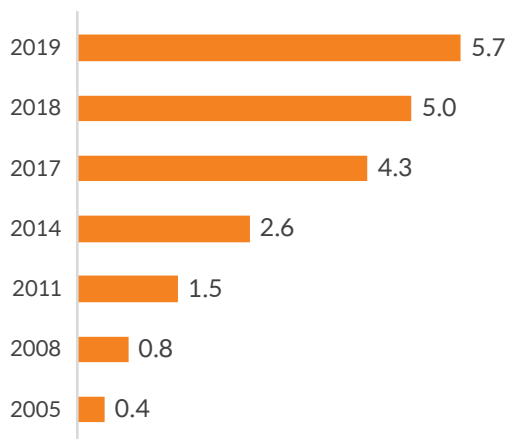
Consists of companies catering to 1.02 Billion Chinese internet users and USD 5.7 Tn Chinese digital and tech market



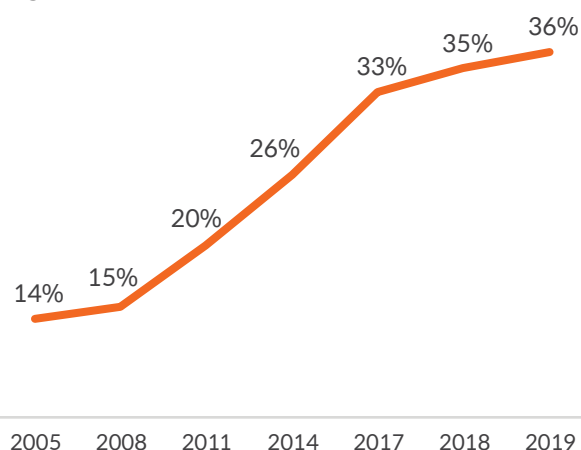
Provides access to companies which are also focusing on emerging technologies like Autonomous Vehicles, Cloud Computing, IoT, AI etc

Rise in China's Digital Economy and its GDP

Total Scale of Tech and Digital Economy (in US \$ Trillion)



Proportion of Tech and Digital Economy in GDP



Tech and Digital economy has grown exponentially and its share in China's GDP has increased to 36% and is expected to grow more in coming years.

Source: Digital Economy Development in China Report, China Academy of Information and Communication Technology, July 2020 Report

- Growth in digital economy has given rise to 165 unicorns and this growth is expected to continue
- Focus on innovation and R&D investments is expected to propel Chinese companies to leadership position in emerging disruptive technologies

Source: CB Insights, Dec 31st, 2021.

About Hang Seng TECH Index

- Diversified across 30 large tech-themed companies
- Consists of companies driven by strong revenue growth and R&D investment
- Fast Track IPO Entry: Qualified IPOs are included in Index shortly after listing
- The index focuses on companies engaged in Internet (including mobile); FinTech; Cloud; E-Commerce; Digital; or Autonomous Vehicle

Note: A newly listed security will be added to index if its full market capitalization ranks within the top 10 of the existing constituents on its first trading day. The ad hoc addition will normally be implemented after the close of the 10th trading day of the new issue.

Source: Hang Seng TECH Index Methodology

Index Performance

Index Name	Hang Seng Index (HKD) (TRI)	Hang Seng TECH Index (HKD) (TRI)	INR/HKD	Hang Seng Index (INR) (TRI)	Hang Seng TECH Index (INR) (TRI)
Since Inception	-0.6%	2.9%	3.2%	2.6%	6.2%
7 Years	0.7%	3.0%	2.9%	3.7%	6.1%
5 Years	-5.9%	-7.3%	4.3%	-1.8%	-3.2%
3 Years	-10.2%	-3.6%	4.7%	-6.0%	0.9%
1 Years	-27.5%	-43.1%	8.7%	-21.2%	-38.1%
YTD 2022	-30.6%	-48.0%	11.8%	-22.4%	-41.9%

Source: Bloomberg data as on Sep 30, 2022; Exchange rate of Bloomberg are used for conversion of index value from HKD to INR. Past performance may or may not sustain in future. The index return are in Total Return Variant. The data shown above pertains to the Index and does not in manner indicate performance of any scheme of the Fund. Risk is nothing but computed as annualized standard deviation of daily return observation for specific investment horizon for all the indices using their INR total return variant.

Industry Exposure and Top index constituents

S.No.	Top 15 Industries of the Index	Weight (in %)	Top 15 Stocks of the Index	Weight (in %)
1	Internet & Direct Marketing Retail	30.5%	Meituan	8.78%
2	Interactive Media & Services	20.5%	Tencent Holdings Limited	8.07%
3	Technology Hardware, Storage & Peripherals	10.8%	Alibaba Group Holdings Ltd	8.03%
4	Entertainment	9.3%	JD.com Inc	7.88%
5	Semiconductors & Semiconductor Equipment	6.3%	Xiaomi Corp	7.75%
6	Electronic Equipment, Instruments & Components	4.8%	Kuaishou Technology	7.35%
7	Household Durables	4.5%	Netease Inc	6.56%
8	Software	4.2%	SMIC	5.52%
9	Automobiles	3.8%	Baidu	5.15%
10	Hotels, Restaurants & Leisure	1.4%	Haeir Smart Home	4.52%
11	Communications Equipment	1.2%	Sunny Optical	4.14%
12	Insurance	1.2%	JD Health International	3.87%
13	Media	0.8%	Lenovo Group Ltd	3.05%
14	Others	0.5%	Li Auto	2.67%
15	IT Services	0.4%	Kingdee International	2.21%

The Hang Seng TECH Index provides diversified exposure across the technology theme

Source: Data as on Sep 30, 2022, The GICS classification is based on Bloomberg, GICS is based on Global Industry Classification Standard

Softening of Tech Crackdown in China

Apr-22	China's powerful Politburo said it will step up policy support for the economy, including its so-called platform economy - referring to internet platforms such as online marketplaces
May-22	Top Chinese Communist Party officials held a symposium with leaders of big tech companies and offered to restore confidence in the battered sector
Jun-22	People's Bank of China accepted Ant Group's application to establish a financial holding company. Didi wrapped up and its apps were allowed back on Chinese app stores.
Jul-22	The Chinese regulators completed their probe on Chinese logistics platform Full Truck Alliance Co. and online recruitment firm Kanzhun Ltd and allowed new registrations on their apps.
Aug-22	China's cyberspace watchdog, Cyberspace Administration of China, affirmed to build an "affectionate" relationship between internet enterprises and the government.
Sep-22	China's gaming regulator, the National Press and Publication Administration, granted publishing licenses for 73 games including ones belonging to NetEase and Tencent

Why invest in Mirae Asset Hang Seng TECH ETF?

- Provides exposure to 30 largest Tech centric Chinese companies listed on Hong Kong Stock Exchange
- With recent corrections, the Chinese market may provide an attractive investment opportunity at lower valuations.
- Investor should assess their risk profile before investing in these products since volatility of Chinese market including Hang Seng TECH Index has been higher due to regulatory headwinds and other idiosyncratic risk.

FUND FACTS



Allotment Date:
8th December 2021



Fund Manager:
Ms. Ekta Gala
(Since Inception)



Benchmark:
Hang Seng TECH Index
Total Return Index (INR)



Plan & Options:
Regular Plan and Direct Plan
with Growth Option



Systematic Investment Plan Amount:
Monthly and Quarterly: ₹5000/-
(and in multiples of ₹1/-)



Minimum Investment Amount:
₹5000/- and in multiples
of ₹1/- thereafter



Taxation:
Debt



Redemption*:
T+4

* Redemption cycle for ETF will be T+ 4 days, but within the stipulated 10 Business days. Holiday / Business Day scenario of the underlying to be checked for actual pay out date.

Investors may note that they will bear recurring expense of the underlying scheme in addition to expenses of the scheme. The TER of the underlying scheme i.e Mirae Asset Hang Seng TECH ETF is 0.50%.

Hang Seng Indexes Company Limited Disclaimer: The mark and name "Hang Seng TECH Index" is proprietary to Hang Seng Data Services Limited ("HSDS") which has licensed its compilation and publication to Hang Seng Indexes Company Limited ("HSIL"). HSIL and HSDS have agreed to the use of, and reference to, the Hang Seng TECH Index by Mirae Asset Mirae Asset Investment Manager (India) Private Ltd ("the Issuer") in connection with the Mirae Asset Hang Seng TECH ETF and Mirae Asset Hang Seng TECH ETF Fund of Fund (the "Product"). However, neither HSIL nor HSDS warrants, represents or guarantees to any person the accuracy or completeness of the Hang Seng TECH Index, its computation or any information related thereto and no warranty, representation or guarantee of any kind whatsoever relating to the Hang Seng TECH Index is given or may be implied. Neither HSIL nor HSDS accepts any responsibility or liability for any economic or other loss which may be directly or indirectly sustained by any person as a result of or in connection with the use of and/or reference to the Hang Seng TECH Index by the Issuer in connection with the Product, or any inaccuracies, omissions or errors of HSIL in computing the Hang Seng TECH Index. Any person dealing with the Product shall place no reliance whatsoever on HSIL and/or HSDS nor bring any claims or legal proceedings against HSIL and/or HSDS in any manner whatsoever. For the avoidance of doubt, this disclaimer does not create any contractual or quasi-contractual relationship between any broker or other person dealing with the Product and HSIL and/or HSDS and must not be construed to have created such relationship.

Statutory Details: Trustee: Mirae Asset Trustee Company Private Limited; Investment Manager: Mirae Asset Investment Managers (India) Private Limited (AMC); Sponsor: Mirae Asset Global Investments Company Limited.

The information contained in this document is compiled from third party and publically available sources and is included for general information purposes only. There can be no assurance and guarantee on the yields. Views expressed by the Fund Manager cannot be construed to be a decision to invest. The statements contained herein are based on current views and involve known and unknown risks and uncertainties. Whilst Mirae Asset Investment Managers (India) Private Limited (the AMC) shall have no responsibility/liability whatsoever for the accuracy or any use or reliance thereof of such information. The AMC, its associate or sponsors or group companies, its Directors or employees accepts no liability for any loss or damage of any kind resulting out of the use of this document. The recipient(s) before acting on any information herein should make his/her/their own investigation and seek appropriate professional advice and shall alone be fully responsible / liable for any decision taken on the basis of information contained herein. Any reliance on the accuracy or use of such information shall be done only after consultation to the financial consultant to understand the specific legal, tax or financial implications

For further information about other schemes (product labelling and performance of the fund) please visit the website of the AMC: www.miraeassetmf.co.in

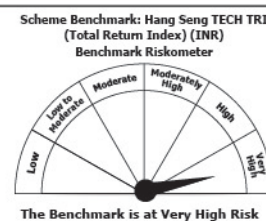
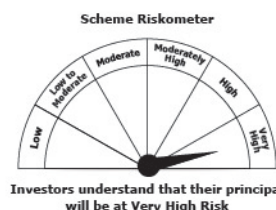
Please Consult your Financial Advisor or Mutual Fund Distributor before investing

PRODUCT LABELLING

Mirae Asset Hang Seng TECH ETF is suitable for investors who are seeking*

- Returns that are commensurate with the performance of Hang Seng TECH Total Return Index, subject to tracking error and foreign exchange movement
- Investments in equity securities covered by Hang Seng TECH Total Return Index

*Investors should consult their financial advisors if they are not clear about the suitability of the product.



Follow us on:

Mutual Fund investments are subject to market risks, read all scheme related documents carefully.



1800-2090-777 (Toll Free) Mon-Sat: 9 am - 6 pm



customer@miraeasset.com



Contact your financial advisor or MFD for details