

AIM TO DO GOOD FOR
YOUR WEALTH AND THE PLANET.



Invest in

Mirae Asset Nifty 100 ESG Sector Leaders ETF

(Formerly known as Mirae asset ESG Sector Leaders ETF)

NSE Symbol: MAESG ETF | BSE Symbol: 543246

An open-ended scheme replicating/tracking Nifty 100 ESG Sector Leaders Total Return Index

Why invest in ESG Sector Leaders ETF?



Invest in companies which aim to have lower business risk and higher sustainable growth opportunity



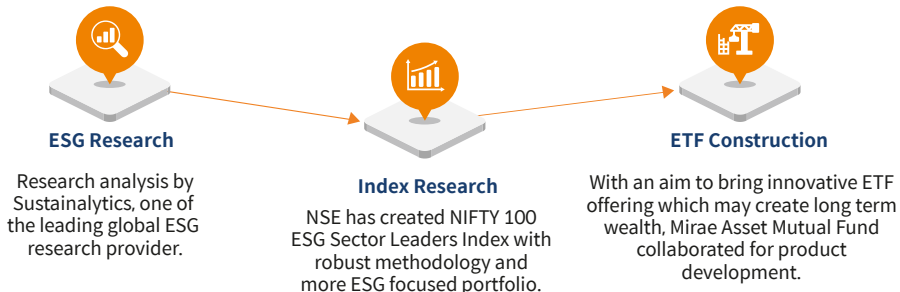
Avoid companies with major controversies



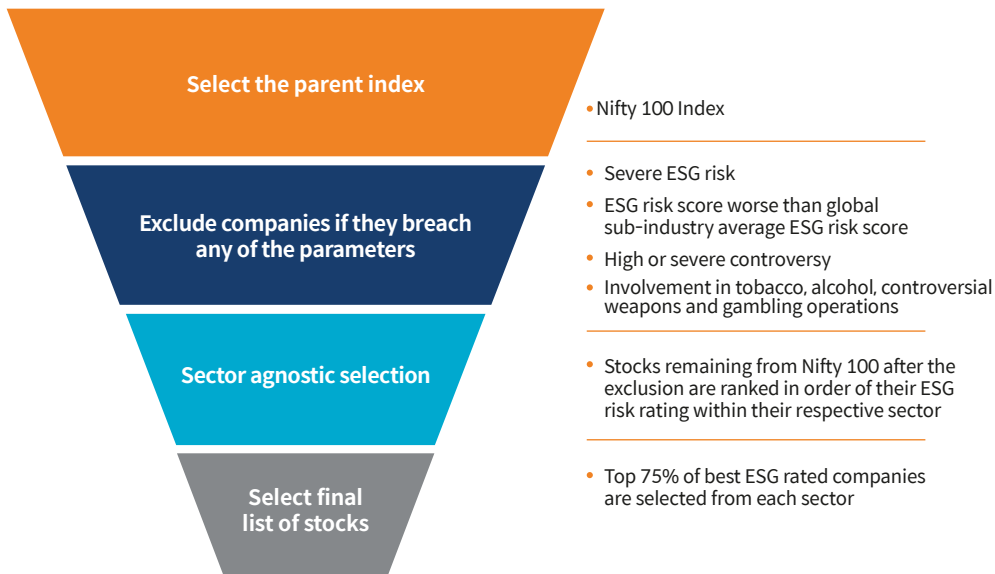
Aim to grow wealth and contribute to community with sustainable investing

Mire Asset Nifty 100 ESG Sector Leaders ETF

A product created with expertise of multiple specialized entities.



How is Nifty 100 ESG Sector Leader Index constructed?



A robust new methodology aims to create a portfolio of companies having superior ESG performance, no major controversy and no involvement in questionable businesses.

Performance & Portfolio Comparison

Calendar Year Returns			
CY	Nifty100 ESG Sector Leader Index	Nifty 50 Index	Nifty 100 Index
2014	37.3%	32.9%	34.3%
2015	-1.3%	-3.0%	-0.8%
2016	2.8%	4.4%	4.6%
2017	31.4%	30.3%	33.3%
2018	7.0%	4.6%	5.2%
2019	10.8%	13.5%	12.3%
2020	22.6%	16.1%	23.0%
2021	21.2%	25.6%	25.8%
2022 YTD	-3.4%	-0.3%	-4.6%

Periodic Performance			
PERIOD	Nifty 100 ESG Sector Leader Index	Nifty 50 Index	NIFTY 100 - Index
7 YEARS	12.9%	13.0%	13.1%
5 YEARS	13.7%	13.2%	12.9%
3 YEARS	15.5%	15.6%	15.8%
1 YEAR	-4.3%	-1.6%	-1.0%
6 MONTHS	-3.1%	-1.2%	-0.4%
3 MONTHS	7.7%	8.7%	9.9%

NSE data as on Sep 30, 2022. Past performance may or may not sustain in future. The index return are in Total Return Variant.
YTD 2022: 1st Jan 2022 to 30th Aug 2022.

Performance greater than 1 year is annualized return.

Top 10 Sector Holdings

TOP 10 SECTORS OF THE INDEX	WEIGHTAGE
Financial Services	32.2%
Information Technology	17.3%
Oil & Gas	10.6%
Fast Moving Consumer Goods	7.1%
Healthcare	5.3%
Consumer Durables	4.8%
Power	4.0%
Construction	3.7%
Metals & Mining	3.3%
Telecommunication	2.7%
Automobile & Auto Components	0.3%

Top 10 Stock Holdings of Nifty 100 ESG Sector Leaders Index

TOP 10 STOCKS OF THE INDEX	WEIGHTAGE
HDFC BANK LTD.	10.2%
RELIANCE INDUSTRIES LTD.	10.0%
INFOSYS LTD.	8.6%
HOUSING DEVELOPMENT FINANCE CORPORATION LTD.	7.0%
TATA CONSULTANCY SERVICES LTD.	5.3%
KOTAK MAHINDRA BANK LTD.	4.4%
HINDUSTAN UNILEVER LTD.	3.8%
LARSEN & TOUBRO LTD.	3.7%
STATE BANK OF INDIA	3.2%
AXIS BANK LTD.	3.1%

Source: NSE, Portfolio as on Sep 30, 2022 The sector(s)/stock(s)/issuer(s) mentioned in this presentation do not constitute any research report/recommendation of the same and the Fund may or may not have any future position in these sector(s)/stock(s)/issuer(s).

For more details visit : <https://www.niftyindices.com/indices/equity/thematic-indices/nifty100-esg-sector-leaders>

MIRE ASSET NIFTY 100 ESG SECTOR LEADERS ETF

The scheme will aim to track the performance of Nifty 100 ESG Sector Leader Index subject to tracking error.

The scheme will aim to track the performance of Nifty 100 ESG Sector Leader Index.



New index by NSE which incorporates the latest research methodology by Sustainalytics, one of the global leaders in ESG research.



Index comprises of companies which have scored well on management of Environmental, Social and Governance (ESG) factors.



Avoid investments in companies with controversies on E, S and G pillar.



Compared against the best of the world.



Aims to generate higher returns with lower volatility and drawdowns.

IDEAL INVESTOR PROFILE



Goal:
Aim for wealth creation



Investment Time Horizon:
3+ years



Risk Profile:
Aggressive

FUND FACTS



Benchmark:
Nifty 100 ESG Sector Leaders Index (TRI)



Symbol:
NSE: MAESG ETF BSE: 543246



Fund Manager:
Ms. Ekta Gala
(managing the scheme since 28th December 2020)



Allotment Date:
17th November 2020



Minimum Application:
On exchange (in multiple of 1 units) Directly with AMC (in multiple of 2,50,000 units)



NAV: (as on Sep 30, 2022)
₹ 28.556



Minimum Investment:
Amount: ₹5000/- and in multiples of ₹1/- thereafter.



Authorized Participant:
Mirae Asset Capital Markets (India) Pvt. Ltd.
Kanjaloचना Finserve Private Limited
East India Securities



Taxation:
Equity

NSE Indices Ltd Disclaimer: NSE INDICES LIMITED do not guarantee the accuracy and/or the completeness of the Nifty 100 ESG Sector Leaders Index or any data included therein and NSE INDICES LIMITED shall have not have any responsibility or liability for any errors, omissions, or interruptions therein. NSE INDICES LIMITED does not make any warranty, express or implied, as to results to be obtained by the Issuer, owners of the product(s), or any other person or entity from the use of the Nifty 100 ESG Sector Leaders Index or any data included therein. NSE INDICES LIMITED makes no express or implied warranties, and expressly disclaims all warranties of merchantability or fitness for a particular purpose or use with respect to the index or any data included therein. Without limiting any of the foregoing, NSE INDICES LIMITED expressly disclaim any and all liability for any claims, damages or losses arising out of or related to the Products, including any and all direct, special, punitive, indirect, or consequential damages (including lost profits), even if notified of the possibility of such damages.

NSE/BSE Disclaimer: It is to be distinctly understood that the permission given by NSE/BSE should not in any way be deemed or construed that the Scheme Information Document has been cleared or approved by NSE/BSE nor does it certify the correctness or completeness of any of the contents of the Draft Scheme Information Document. The investors are advised to refer to the Scheme Information Document for the full text of the 'Disclaimer Clause of NSE/BSE.

Sustainalytics Disclaimer: This [publication/ report/ section] contains information developed by Sustainalytics. Such information and data are proprietary of Sustainalytics and/or its third party suppliers (Third Party Data) and are provided for informational purposes only. They do not constitute an endorsement of any product or project, nor an investment advice and are not warranted to be complete, timely, accurate or suitable for a particular purpose. Their use is subject to conditions available at <https://www.sustainalytics.com/legal-disclaimers>."

The information contained in this document is compiled from third party and publically available sources and is included for general information purposes only. There can be no assurance and guarantee on the yields. Views expressed by the Fund Manager cannot be construed to be a decision to invest. The statements contained herein are based on current views and involve known and unknown risks and uncertainties. Whilst Mirae Asset Investment Managers (India) Private Limited (the AMC) shall have no responsibility/liability whatsoever for the accuracy or any use or reliance thereof of such information. The AMC, its associate or sponsors or group companies, its Directors or employees accepts no liability for any loss or damage of any kind resulting out of the use of this document. The recipient(s) before acting on any information herein should make his/her own investigation and seek appropriate professional advice and shall alone be fully responsible / liable for any decision taken on the basis of information contained herein. Any reliance on the accuracy or use of such information shall be done only after consultation to the financial consultant to understand the specific legal, tax or financial implications.

Statutory Details: Trustee: Mirae Asset Trustee Company Private Limited; Investment Manager: Mirae Asset Investment Managers (India) Private Limited (AMC); Sponsor: Mirae Asset Global Investments Company Limited.

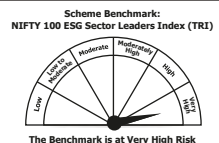
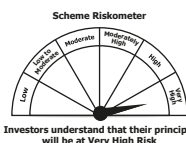
For further information about other schemes (Type of scheme, product labelling and performance of the fund) please visit the website of the AMC: www.miraeeasnetmf.co.in

PRODUCT LABELLING

Mirae Asset Nifty 100 ESG Sector Leaders Fund of Fund is suitable for investors who are seeking*

- To generate long term capital appreciation/income
- Investments predominantly in units of Mirae Asset Nifty 100 ESG Sector Leaders ETF

*Investors should consult their financial advisors if they are not clear about the suitability of the product.



Mirae Asset ETF is a part of Mirae Asset Mutual Fund and is used for Exchange Traded Funds managed by Mirae Asset Investment Managers (India) Private Limited.