

Experiencing Market Volatility?

Aim for a smoother ride.

Invest in

Mirae Asset Nifty 100 Low Volatility 30 ETF

An open ended scheme replicating/tracking Nifty 100 Low Volatility 30 Total Return Index
ETF Listing on exchange: Within 5 working days from the date of allotment

Why to invest?



In short term, it may be used as investment during the time of bear market/choppy market*



In long term, it can be potentially used for investment as Nifty 100 Low Volatility 30 Index has generated higher risk-adjusted return over longer horizon*



Nifty 100 Low Volatility 30 Index has relatively lower draw down compared to broad market as well other factor indices, thereby providing downside protection




Nifty 100 Low Volatility 30 Index provides alternate sectorial exposure which is different than Nifty 100 Index



This fund may be used by investors who are cautious about portfolio volatility, downside risk and are keen to generate long term wealth with lower risk

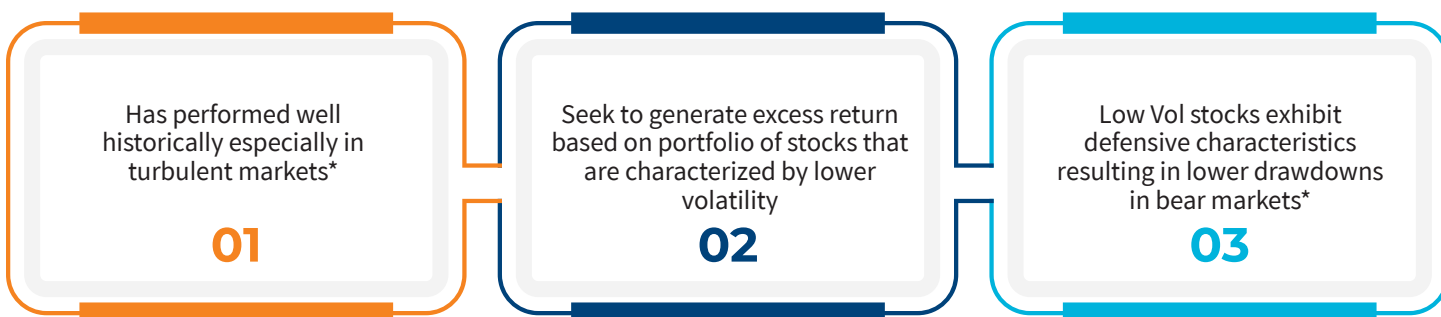
What is smart beta investing?

- Smart beta refers to an indexing strategy which seeks to use certain well researched factors like low volatility, quality etc. to select stocks and weigh stocks in order to create an index portfolio
- These factors have generated certain return and risk profile historically in active management which are now being used to create rule based smart beta passive products
- Smart beta strategies allow investors to retain many benefits of passive strategies while seeking to target certain risk and return profile compared to a simple traditional market cap-based benchmark index



Passive Investment	Smart - Beta	Active Investment
Market Return/Market Beta	Combines best of both the World	Potential to outperform market
Relatively Low Cost	(Rule based framework	Exploit market Inefficiencies
Transparent	+ Use of Factors)	Identify factors to generate alpha
Rule Based Framework		Fund Manager risk

Key Highlights:



*Refer Page 3 for complete performance.

Salient Features of Index

- The securities/stocks forming part of Nifty 100 Index are assessed on the basis of volatility for index inclusion
- Volatility is calculated as the standard deviation of daily price returns (log normal) for last one year
- Eligible stocks are then ranked based on their volatility score, with stock having lowest volatility getting a rank of 1
- Top 30 ranked stocks with least volatility form part of the index. These stock are weighted as per their low volatility score

Sector and stock-level distribution

Top 5 Sectors (Wts. in %)	Nifty 100 Low Volatility 30 Index	Nifty 50 Index	Nifty 100 Index
Fast Moving Consumer Goods	24.5%	9.0%	9.4%
Information Technology	17.1%	14.7%	13.3%
Financial Services	13.2%	36.8%	34.2%
Healthcare	7.4%	3.9%	3.7%
Automobile	7.1%	5.8%	5.4%

Nifty 100 Low Volatility 30 Index is skewed towards FMCG and Healthcare sectors compared to Nifty 100 Index

No.	Top 10 Stocks of Nifty 100 Low Volatility 30 Index	Holding(%)
1	Nestle India Ltd.	4.3%
2	ITC Ltd.	4.2%
3	Tata Consultancy Services Ltd.	3.9%
4	Bajaj Auto Ltd.	3.9%
5	Dr. Reddy's Laboratories Ltd.	3.8%
6	HCL Technologies Ltd.	3.7%
7	Britannia Industries Ltd.	3.7%
8	Hindustan Unilever Ltd.	3.6%
9	Cipla Ltd.	3.6%
10	Larsen & Toubro Ltd.	3.5%

Source: NSE Indices Limited, data as on Jan 31 2023; The data shown above pertains to the index and does not in manner indicate performance of any scheme of the Fund.. The sector(s) /stock(s)/issuer(s) mentioned in this presentation do not constitute any research report/recommendation of the same and the Fund may or may not have any future position in these sector(s)/stock(s)/issuer.

Historical Performance

Period	Nifty 100 Low Volatility 30 Index	Nifty 50 Index	Nifty 100 Index
Since Inception	17.5%	14.2%	14.3%
15 Years	14.2%	9.9%	10.1%
10 Years	14.1%	12.7%	12.9%
7 Years	13.9%	14.3%	14.0%
5 Years	11.4%	11.3%	10.4%
3 Years	16.1%	15.2%	14.6%
1 Year	3.4%	3.2%	1.6%
6 Months	2.1%	3.3%	1.5%
3 Months	-0.6%	-1.9%	-3.5%

*Data as on Jan 31, 2023. National Stock Exchange (NSE). Past performance may or may not sustain in future. The index return is in Total Return Variant. The data shown above pertains to the Index and does not in manner indicate performance of any scheme of the Fund. Since Inception is from April 1, 2005.

Nifty 100 Low Volatility 30 Index has been able to outperform other indices over long horizon at relatively lower volatility

Calendar Year Performance

Calendar Year	Calendar Year Returns			Calendar Year Return-to-Risk Ratio		
	Nifty 100 Low Volatility 30 Index	Nifty 100 Index	Nifty 50 Index	Nifty 100 Low Volatility 30 Index	Nifty 100 Index	Nifty 50 Index
2022	2.0%	4.9%	5.7%	0.13	0.29	0.33
2021	24.2%	26.4%	25.6%	1.94	1.73	1.64
2020	24.3%	16.1%	16.1%	0.96	0.53	0.52
2019	5.2%	11.8%	13.5%	0.44	0.86	0.98
2018	7.4%	2.6%	4.6%	0.65	0.20	0.36
2017	30.3%	32.9%	30.3%	3.87	3.53	3.35
2016	3.1%	5.0%	4.4%	0.23	0.33	0.29
2015	9.8%	-1.3%	-3.0%	0.68	-0.08	-0.19
2014	36.8%	34.9%	32.9%	3.01	2.69	2.60
2013	6.6%	7.9%	8.1%	0.44	0.45	0.45
2012	32.1%	32.5%	29.4%	2.89	2.16	1.94
2011	-12.0%	-24.9%	-23.8%	-0.83	-1.23	-1.14
2010	25.5%	19.3%	19.2%	2.30	1.20	1.18
2009	92.9%	84.9%	77.6%	3.86	2.47	2.24
2008	-42.3%	-53.1%	-51.3%	-1.26	-1.19	-1.16

*Data as on Dec 31, 2022. National Stock Exchange (NSE). Past performance may or may not sustain in future. The index return is in Total Return Variant. The data shown above pertains to the Index and does not in manner indicate performance of any scheme of the Fund.

Nifty 100 Low Volatility 30 Index has outperformed Nifty 100 Index in 8/15 Calendar Years and exhibited higher return-to-risk ratio in 10/15 Calendar Years since 2008.

Fund Details: Mirae Asset Nifty 100 Low Volatility 30 ETF



Benchmark:
Nifty 100 Low Volatility 30 Index



Fund Manager:
Ms. Ekta Gala



Minimum Investment Amount:
₹ 5,000/- and in multiples of ₹ 1/- thereafter.



Allotment Date:
March 24, 2023



Taxation:
Equity



Exit Load:
Nil

NSE Indices Ltd Disclaimer: Every person who desires to apply for or otherwise acquire any Units of the Mutual Fund may do so pursuant to independent inquiry, investigation and analysis and shall not have any claim against the Exchange whatsoever by reason of any loss which may be suffered by such person consequent to or in connection with such subscription/acquisition whether by reason of anything stated or omitted to be stated herein or any other reason whatsoever.

BSE/NSE Disclaimer: Every person who desires to apply for or otherwise acquire any unit of this Fund may do so pursuant to independent inquiry, investigation and analysis and shall not have any claim against the Exchange whatsoever by reason of any loss which may be suffered by such person consequent to or in connection with such subscription/acquisition whether by reason of anything stated or omitted to be stated herein or any other reason whatsoever.

Statutory Details: Trustee: Mirae Asset Trustee Company Private Limited; Investment Manager: Mirae Asset Investment Managers (India) Private Limited (AMC); Sponsor: Mirae Asset Global Investments Company Limited.

The information contained in this document is compiled from third party and publicly available sources and is included for general information purposes only. There can be no assurance and guarantee on the yields. Views expressed by the Fund Manager cannot be construed to be a decision to invest. The statements contained herein are based on current views and involve known and unknown risks and uncertainties. Whilst Mirae Asset Investment Managers (India) Private Limited (the AMC) shall have no responsibility/liability whatsoever for the accuracy or any use or reliance thereof of such information. The AMC, its associate or sponsors or group companies, its Directors or employees accepts no liability for any loss or damage of any kind resulting out of the use of this document. The recipient(s) before acting on any information herein should make his/her/their own investigation and seek appropriate professional advice and shall alone be fully responsible / liable for any decision taken on the basis of information contained herein. Any reliance on the accuracy or use of such information shall be done only after consultation to the financial consultant to understand the specific legal, tax or financial implications.

PRODUCT LABELLING

Mirae Asset Nifty 100 Low Volatility 30 ETF is suitable for investors who are seeking*

- Returns that commensurate with the performance of Nifty 100 Low Volatility 30 Total Return Index, subject to tracking error over long term
- Investment in equity securities covered by Nifty 100 Low Volatility 30 Total Return Index

*Investors should consult their financial advisors if they are not clear about the suitability of the product.

Mirae Asset ETF is a part of Mirae Asset Mutual Fund and is used for Exchange Traded Funds managed by Mirae Asset Investment Managers (India) Private Limited.

Follow us on

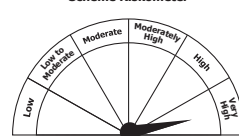
Mutual Fund investments are subject to market risks, read all scheme related documents carefully.

1800-2090-777 (Toll Free) Mon-Sat: 9 am-6 pm

customercare@miraeasset.com

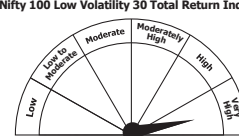
Contact your financial advisor or mutual fund distributor for details

Scheme Riskometer



Investors understand that their principal will be at Very High Risk

Scheme Benchmark: Nifty 100 Low Volatility 30 Total Return Index



The Benchmark is at Very High Risk

Scan here



for more details and disclaimers

