

# INVEST IN NEW AGE COMPANIES THAT MAY SOAR HIGH.



\*The above companies form part of the NYSE FANG+ Index

## Invest in **Mirae Asset NYSE FANG+ ETF Fund of Fund**

(An open-ended fund of fund scheme predominantly investing in Mirae Asset NYSE FANG+ ETF)

### Power of 10



**Market Cap \$11.5 Tn**

Could have been 03<sup>rd</sup> largest country in terms of Gross Domestic Product (GDP)



**Revenue \$1.6 Tn**

3x of Indian government total receipts of FY 2019 -2020



**Cash \$202 Bn**

36% of total forex reserve held by RBI in 2021



**Net Income \$343 Bn**

Exceeds combined net income of all Indian equities

**FANG+ companies are part of our daily lives and now you can seek to make their growth story part of your portfolio too.**

## Interesting facts of FANG



**Facebook** monthly active user across the globe is 2.79 Bn people (36% of the world's population)



**Apple** is the largest company in the world with Market cap of 2.9 Trillion and total revenue of USD 365BN.



**Amazon** is developing Prime Air delivery service which will deliver packages through drone in less than 30 minutes.



**Netflix.com** generated almost 1.5 billion global visits (50% of global streaming traffic)^



**Google** was down for 5 minutes in 2013, in that time the global Internet usage was decreased by 40%.

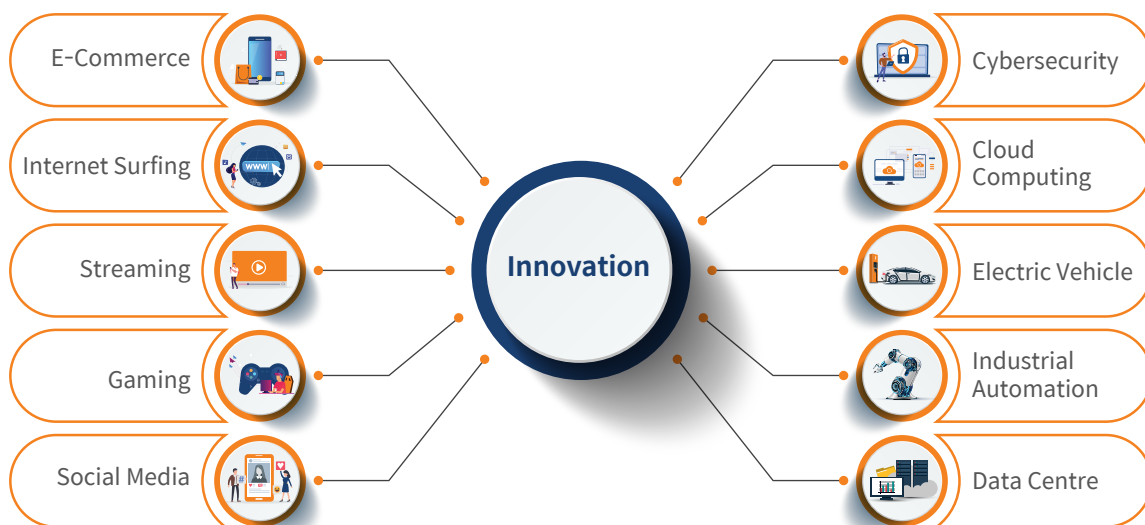
## Serial Innovators: In pursuit of next big disruption

### LIST OF INNOVATIVE COMPANIES BY RANK

Rank	Company
01	Apple
02	Alphabet
03	Amazon
04	Microsoft
07	Alibaba
10	Meta Platforms
11	Tesla
17	Netflix

- 8 out of 10 companies forming part of NYSE FANG+ Index have made it to the list of top 20.
- 5 of these companies are hailed as serial innovators (> 10 times)
- In 2018 alone, FANG+ companies invested USD 70 Bn. on research and development.

## NYSE FANG+ Index : Companies that capture the current mega trends



**Megatrends are structural shifts that are long term in nature and are transformative force that has potential to change global economy, business and society.**

^Statista, March 2021

Sources (Interesting Fact): Facebook: Q4 earning reports 2020, Amazon: 10-k 2020, Apple: 10 k 2020, Netflix: Statista, Google: cnet.com. Sources (Serial Innovator): The Most Innovative Companies 2020: The Serial Innovation Imperative study, Boston Consulting Group. Selected among over 2,500 companies, Tracxn: Technology and data for venture capital (Data pertains to all the investment/acquisition made by the companies till Feb 26, 2021), The Global Innovation 1000 study by Strategy, part of PWC network. Source: Definition of megatrend is defined as per BlackRock. Source: iShare, Pwc, Investing in Tomorrow: A Whitepaper on Thematic Investing by Global X.

## About NYSE FANG+ INDEX

The NYSE FANG+ Index is an equal weighted Index designed to represent a segment of the technology and consumer discretionary sectors consisting of highly traded growth stocks.

### INITIAL UNIVERSE



Representative of the high-growth technology and internet/media Industry



Full market capitalization of at least USD\$ 5 billion



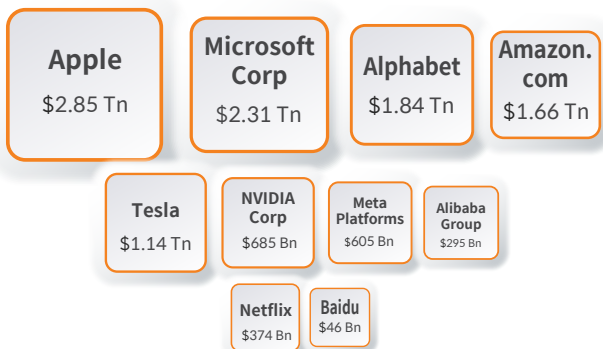
Trailing daily traded volume of USD\$ 50 million



The periodical rebalancing occurs quarterly

## NYSE FANG+ INDEX sector and stock weighing

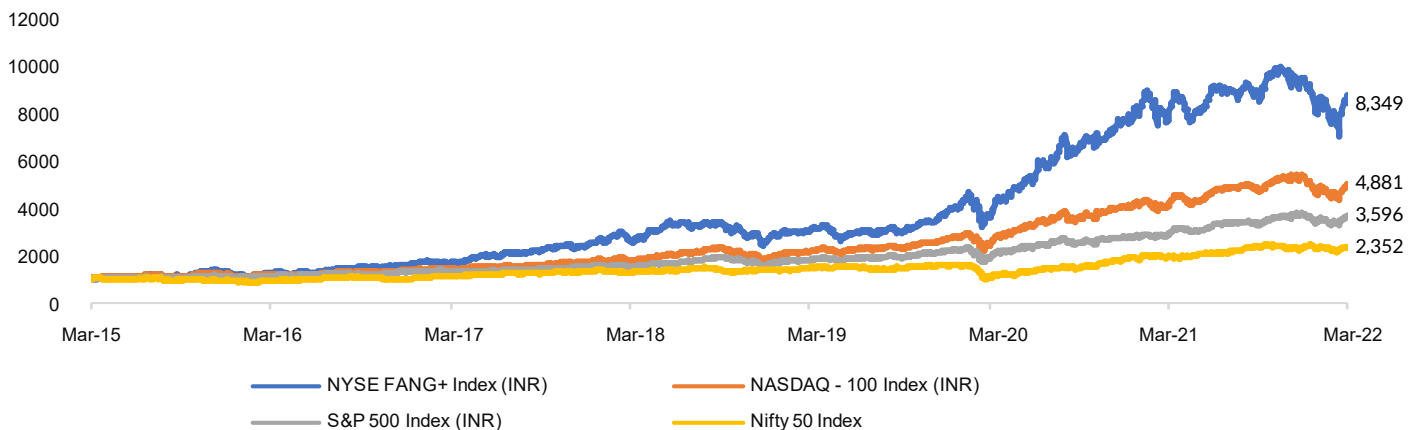
The total market cap of NYSE FANG + Index is almost 3.5 times of Indian equities listed on BSE\*



GICS Industry Classification *	Weight (in %)
Interactive Media & Services	28.7%
Internet and Direct Marketing Retail	19.7%
Automobiles	11.6%
Technology, Hardware & Storage Peripherals	10.4%
Semiconductors & Semiconductor Equipment	10.1%
Software	10.0%
Entertainment	9.6%

\*Global Industry Classification standard

## NYSE FANG+ Index has outperformed with lower correlation



Source: Bloomberg data as on March 31, 2022; Exchange rate of FBIL are used for conversion of index value from USD to INR. Past performance may or may not sustain in future. The index return are in Total Return Variant. The data shown above pertains to the Index and does not in manner indicate performance of any scheme of the Fund.  
\*The total market capitalization of all BSE listed companies is \$3.5 Tn.

Particular	Period	CAGR Returns			Absolute Returns			Calendar Year Returns						
		Since inception*	5 Years	3 Years	1 Year	6 Months	3 Months	2015	2016	2017	2018	2019	2020	2021
Return in INR (in %)	NYSE FANG + Index (INR)	32.5%	37.0%	40.0%	5.1%	-3.8%	-9.3%	36.2%	18.8%	49.3%	9.5%	42.9%	108.2%	19.7%
	NASDAQ 100 Index (INR)	23.4%	27.3%	31.2%	17.7%	3.5%	-7.1%	14.9%	9.9%	25.1%	9.2%	42.4%	52.6%	29.7%
	Nifty 50 Index	18.5%	15.2%	15.8%	20.3%	-0.5%	0.8%	-3.0%	4.4%	30.3%	4.6%	13.5%	16.1%	25.6%
	USD/INR	2.9%	3.2%	3.1%	3.1%	2.1%	2.0%	4.7%	2.5%	-5.9%	9.2%	2.1%	2.5%	1.7%

\*Since inception 19<sup>th</sup> Sep 2014

Source: Bloomberg data as on Mar 31, 2022; Exchange rate of FBIL are used for conversion of index value from USD to INR. Past performance may or may not sustain in future. The index return are in Total Return Variant. The data shown above pertains to the Index and does not in manner indicate performance of any scheme of the Fund.

## FUND FACTS

 <b>Benchmark:</b> NYSE FANG+ (TRI) Index (INR)	 <b>Allotment Date:</b> 10 <sup>th</sup> May 2021	 <b>Minimum Investment Amount:</b> Rs. 5000/- and in multiples of Rs. 1/- thereafter.
 <b>Fund Manager:</b> Ms. Ekta Gala	 <b>Taxation:</b> Debt	 <b>SIP Amount:</b> Monthly & Quarterly: Rs. 5000/- (and in multiples of Re. 1/-)
 <b>Plan &amp; Options</b> Regular Plan & Direct Plan with Growth Option	 <b>Redemption*:</b> T+5	 <b>Exit Load:</b> If redeemed within 3 months from the date of allotment: 0.50% If redeemed after 3 months from the date of allotment: NIL

\* Redemption cycle for Fund of Fund will be T+5 days which is one day after the ETF pays to the FOF, but within the stipulated 10 Business days. Holiday / Business Day scenario of the underlying to be checked for actual pay out date.

**ICE Disclaimer:** Source ICE Data Indices, LLC ("ICE Data") is used with permission. "[SM/™]" is a service/trade mark of ICE Data or its affiliates and has been licensed, along with the FANG + Index ("Index") for use by Mirae Asset Investment Manager (India) Pvt. Ltd. in connection with Mirae Asset NYSE FANG+ ETF (the "Product"). NYSE® is a registered trademark of NYSE Group, Inc., an affiliate of ICE Data and is used by ICE Data with permission and under a license. Neither the Mirae Asset Investment Manager (India) Pvt. Ltd., Mirae Asset Trustee Company Private Limited (the "Trust") nor the Product, as applicable, is sponsored, endorsed, sold or promoted by ICE Data, its affiliates or its Third Party Suppliers ("ICE Data and its Suppliers"). ICE Data and its Suppliers make no representations or warranties regarding the advisability of investing in securities generally, in the Product particularly, the Trust or the ability of the Index to track general stock market performance. ICE Data's only relationship to Mirae Asset Investment Manager (India) Pvt. is the licensing of certain trademarks and trade names and the Index or components thereof. The Index is determined, composed and calculated by ICE Data without regard to the LICENSEE or the Product or its holders. ICE Data has no obligation to take the needs of the Licensee or the holders of the Product into consideration in determining, composing or calculating the Index. ICE Data is not responsible for and has not participated in the determination of the timing of, prices of, or quantities of the Product to be issued or in the determination or calculation of the equation by which the Product is to be priced, sold, purchased, or redeemed. Except for certain custom index calculation services, all information provided by ICE Data is general in nature and not tailored to the needs of LICENSEE or any other person, entity or group of persons. ICE Data has no obligation or liability in connection with the administration marketing, or trading of the Product. ICE Data is not an investment advisor. Inclusion of a security within an index is not a recommendation by ICE Data to buy, sell, or hold such security, nor is it considered to be investment advice.

ICE DATA AND ITS SUPPLIERS DISCLAIM ANY AND ALL WARRANTIES AND REPRESENTATIONS, EXPRESS AND/OR IMPLIED, INCLUDING ANY WARRANTIES OF MERCHANTABILITY OR FITNESS FOR A PARTICULAR PURPOSE OR USE, INCLUDING THE INDICES, INDEX DATA AND ANY INFORMATION INCLUDED IN, RELATED TO, OR DERIVED THEREFROM ("INDEX DATA"). ICE DATA AND ITS SUPPLIERS SHALL NOT BE SUBJECT TO ANY DAMAGES OR LIABILITY WITH RESPECT TO THE ADEQUACY, ACCURACY, TIMELINESS OR COMPLETENESS OF THE INDICES AND THE INDEX DATA, WHICH ARE PROVIDED ON AN "AS IS" BASIS AND YOUR USE IS AT YOUR OWN RISK.

Apple® is a registered trademark of Apple, Inc. Facebook® is a registered trademark of Facebook, Inc. Amazon® is a registered trademark of Amazon Technologies, Inc. Netflix® is a registered trademark of Netflix, Inc. Google® is a registered trademark of Google, Inc. Alibaba® is a registered trademark of Alibaba Group Holding Limited. Baidu® is a registered trademark of Baidu.com, Inc. Nvidia® is a registered trademark of Nvidia Corporation. Tesla® is a registered 11 V. 20 Nov 2019 trademark of Tesla, Inc. Microsoft® is a registered trademark of Microsoft, Inc. S&P 500® is a registered trademark of Standard & Poor's Financial Services LLC. NASDAQ-100® is a registered trademark of NASDAQ, INC. None of the foregoing entities are affiliated with, endorsed by, or sponsored by Intercontinental Exchange, Inc., or any of its subsidiaries or affiliates, and the inclusion of the entities on our web site does not evidence a relationship with those entities in connection with the Index, nor does it constitute an endorsement by those entities of the Index or NYSE.

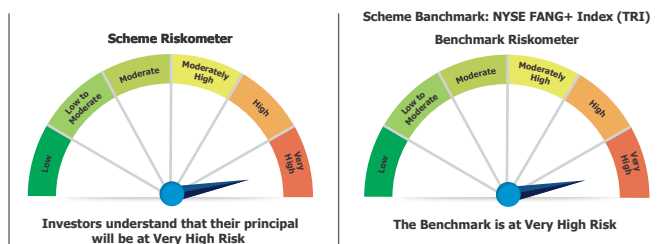
**Statutory Details:** Trustee: Mirae Asset Trustee Company Private Limited; Investment Manager: Mirae Asset Investment Managers (India) Private Limited (AMC); Sponsor: Mirae Asset Global Investments Company Limited"

## PRODUCT LABELLING

Mirae Asset NYSE FANG+ ETF Fund of Fund is suitable for investors who are seeking\*

- To generate long term capital appreciation/income
- Investments predominantly in units of Mirae Asset NYSE FANG + ETF

\*Investors should consult their financial advisers, if they are not clear about the suitability of the product.



Follow us on



**Mutual Fund investments are subject to market risks, read all scheme related documents carefully.**

1800-2090-777 (Toll Free) Mon-Sat: 9 am-6 pm | [customercare@miraeasset.com](mailto:customercare@miraeasset.com) |  Contact your financial advisor or MFD for details