

AIM TO INVEST IN NEXT BIG POTENTIALS WITH NIFTY NEXT 50 ETF



Invest in

Mirae Asset Nifty Next 50 ETF

(NSE: MANXT50ETF BSE:542922)

(An open ended scheme replicating/tracking Nifty Next 50 Total Return Index)

Mirae Asset Nifty Next 50 ETF consists of 50 Large Cap companies that are part of the Nifty 100 index, but do not form part of the Nifty 50 index. Effectively, Nifty Next 50 index consists of next 50 Blue-chip companies; which have historically provided a blend of Large Cap and Mid Cap segments both in terms of portfolio and performance.#

Here's why you may consider investing:



On an average Nifty Next 50 Index gave rolling return of 14.3% and Nifty 50 Index gave rolling return of 12.1% in last ten years for an investment horizon of 3 years*



Over investment horizon of 10 years, Nifty Next 50 Index has generated return of 17.5% and Nifty 50 Index has generated returns of 14.9% ^

SCAN HERE



TO KNOW MORE

*The above rolling returns are of Nifty 50 Index and Nifty Next 50 Index in last 10 years over investment horizon of 3 years. 3 year rolling return in 10 year period provides the return which investor has realized in last 10 years (average), with investment starting in last 13 years. 1 year rolling return- Nifty 50 Index: 17.0% ; Nifty Next 50 Index: 16.3% 5 year rolling return- Nifty 50 Index: 12.1% ; Nifty Next 50 Index: 11.2%. Returns less than 1 year are absolute return and above 1 year are CAGR returns.

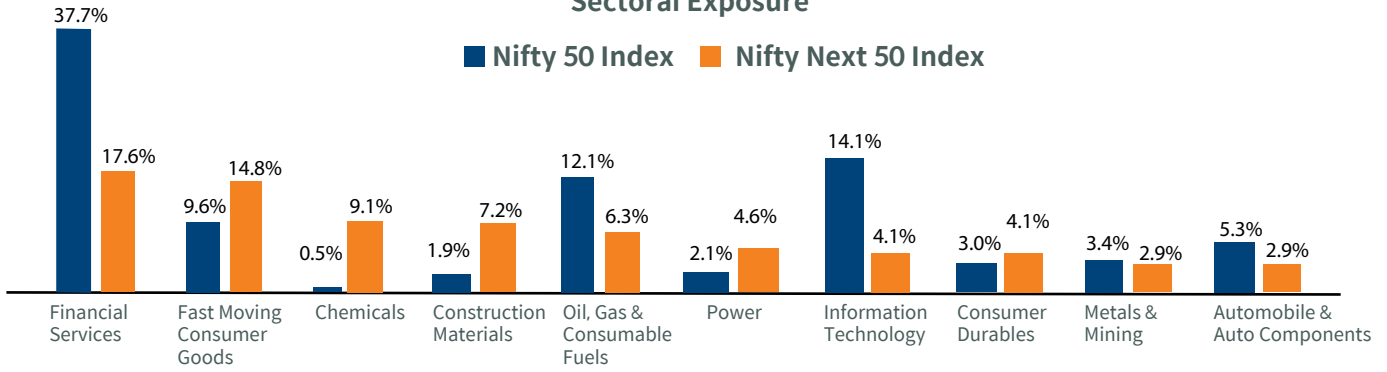
^ Source: NSE, as on Mar 31, 2023 Returns of period more than 1 year are CAGR returns. Past performance may or may not sustain in future. The above is performance of the Index and does not in any manner indicate the performance of any individual scheme of Mutual Fund. 1 year return- Nifty 50 Index: -1.6% ; Nifty Next 50 Index: 1.3% ; 5 year return- Nifty 50 Index: 13.2% ; Nifty Next 50 Index: 10.1%. Returns less than 1 year are absolute return and above 1 year are CAGR returns.

Large Cap & Mid Cap companies as per AMFI classification # Large Cap companies: 1st-100th company in terms of full market capitalization # Mid Cap companies: 101st-250th company in terms of full market capitalization

~ Blue-chip companies are large and well recognised compnies with a long history of sound financial performance

WHY MIRAE ASSET NIFTY NEXT 50 ETF?

Sectoral Exposure



Source: NSE, Portfolio as on Mar 31, 2023. The sector(s)/stock(s)/issuer(s) mentioned in this presentation do not constitute any research report/recommendation of the same and the Fund may or may not have any future position in these sector(s)/stock(s)/issuer(s). Sector exposure is as per AMFI classification

PERFORMANCE PROFILE

NIFTY Next 50 Index has given better rolling returns than NIFTY 50 Index and Nifty Midcap 100 Index for investment horizon of 10 years or more over a 3 year investment period

3 year average Rolling Returns*

Period	NIFTY 50 Index	NIFTY Next 50 Index
15 years	11.7%	13.6%
10 years	12.1%	14.3%
7 years	12.3%	14.0%
5 years	12.7%	10.7%
3 years	13.0%	9.9%
1 year	15.4%	15.3%

Source: NSE, as on Mar 31, 2023. Past performance may or may not sustain in future. 3 year rolling return in five year period provides the return which investor has realized in last 5 years (daily average), with investment horizon/period of 3 years. The above is performance of the Index and does not in any manner indicate the performance of any individual scheme of Mutual Fund

NIFTY Next 50 Index has outperformed Nifty 50 Index and Nifty Midcap 100 Index over 10 year investment horizon

CAGR Returns*

Period	NIFTY 50 Index	NIFTY Next 50 Index
15 Years	10.4%	12.2%
10 Years	13.2%	14.3%
7 Years	13.6%	11.8%
5 Years	12.8%	6.8%
3 Years	27.8%	22.4%
1 Year	0.6%	-7.3%

Source: NSE, as on Mar 31, 2023 Returns of period more than 1 year are CAGR returns. Past performance may or may not sustain in future. The above is performance of the Index and does not in any manner indicate the performance of any individual scheme of Mutual Fund.

IDEAL INVESTOR PROFILE



Goal:
Aim for Wealth Creation



Investment Horizon as:
3+ years



Investor Risk Profile:
Aggressive

TRADING CHANNELS

Retail/HNI

Through Stock Broker

NSE Symbol: **MANXT50** | BSE Symbol: **542922**

ETF can be bought in multiples of 1 unit

Institutions/HNI

Through AMC or Authorised Participant (AP)

Buy in multiples of 10,000 units

NAV (As on Mar 31, 2023): 381.5553

*All data as on March 31, 2023 based on total return index. Source: ACE MF & NSE. For further details, please refer to SID, KIM and product presentation on AMC website. The sector (s) / stock (s) / issuer (s) mentioned in this document do not constitute any research report/recommendation of the same. All the data/performance provided in the document is pertaining to the Index and does not in any manner constitute performance of any scheme of Mirae Asset Mutual Fund. There is no guarantee or assurance of returns/income generation/capital protection in any scheme of the Fund.

Statutory Details: Trustee: Mirae Asset Trustee Company Private Limited; Investment Manager: Mirae Asset Investment Managers (India) Private Limited (AMC); Sponsor: Mirae Asset Global Investments Company Limited.

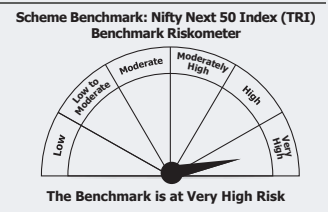
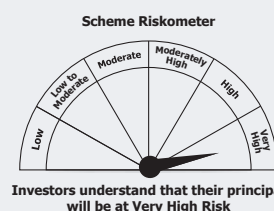
Disclaimer: "It is to be distinctly understood that the permission given by NSE/BSE should not in any way be deemed or construed that the Scheme Information Document has been cleared or approved by NSE/BSE nor does it certify the correctness or completeness of any of the contents of the Draft Scheme Information Document. The investors are advised to refer to the Scheme Information Document for the full text of the "Disclaimer Clause of NSE/BSE". NSE Indices Ltd Disclaimer: NSE INDICES LIMITED do not guarantee the accuracy and/or the completeness of the Nifty Next 50 Index or any data included therein and NSE INDICES LIMITED shall have not have any responsibility or liability for any errors, omissions, or interruptions therein. NSE INDICES LIMITED does not make any warranty, express or implied, as to results to be obtained by the Issuer, owners of the product(s), or any other person or entity from the use of the Nifty Next 50 Index or any data included therein. NSE INDICES LIMITED makes no express or implied warranties, and expressly disclaims all warranties of merchantability or fitness for a particular purpose or use with respect to the index or any data included therein. Without limiting any of the foregoing, NSE INDICES LIMITED expressly disclaim any and all liability for any claims, damages or losses arising out of or related to the Products, including any and all direct, special, punitive, indirect, or consequential damages (including lost profits), even if notified of the possibility of such damages.

PRODUCT LABELLING

Mirae Asset Nifty Next 50 ETF is suitable for investors who are seeking*

- Returns that are commensurate with the performance of the Nifty Next 50, subject to tracking errors over long term
- Investment in equity securities covered by the Nifty Next 50

*Investors should consult their financial advisors if they are not clear about the suitability of the product.



Mirae Asset ETF is a part of Mirae Asset Mutual Fund and is used for Exchange Traded Funds managed by Mirae Asset Investment Managers (India) Private Limited.

Follow us on



Mutual Fund investments are subject to market risks, read all scheme related documents carefully.

1800-2090-777 (Toll Free) Mon - Sat: 9 am - 6 pm

customercare@miraeasset.com

Contact your financial advisor or mutual fund distributor for details