

Top 30 blue-chip companies that aim to reflect financial strength & market stability.



Invest in  
**Mirae Asset BSE Sensex ETF**

(An open-ended scheme replicating / tracking BSE Sensex Total Return Index)

(NSE: SENSEXETF BSE:543999)

Why you may consider investing in this ETF?



BSE Sensex is designed to measure the performance of the 30 largest and most liquid companies across key sectors of the Indian economy that are listed on BSE



The index has a long history of more than 40 years and represents more than 40% of the total Indian equity markets



Opportunity to trade in Mirae Asset BSE Sensex ETF with low spread and continuous liquidity provided by the market makers.



Relatively low-cost option to take exposure in Sensex ETFs and in Large cap category vis-à-vis Active funds\*

## BSE Sensex Index: Portfolio and Sectoral Allocation

Sr. No.	Top 10 Stocks	% Wt.
1	HDFC BANK LTD.	15.73%
2	RELIANCE INDUSTRIES LTD.	10.81%
3	ICICI BANK LTD.	8.47%
4	INFOSYS LTD.	6.68%
5	LARSEN & TOUBRO LTD	5.17%
6	ITC LTD	4.96%
7	TATA CONSULTANCY SERVICES	4.71%
8	AXIS BANK LTD.	3.79%
9	KOTAK MAHINDRA BANK LTD.	3.31%
10	BHARTI AIRTEL LTD	3.17%

Sector	Wt. (%)
Financial Services	39.14%
Information Technology	15.04%
Oil Gas & Consumable Fuels	10.82%
Fast Moving Consumer Goods	8.99%
Construction	5.17%
Automobile Auto Components	5.36%
Consumer Durables	3.72%
Telecommunication	3.17%
Power	3.10%
Metals & Mining	2.38%
Healthcare	1.65%
Construction Materials	1.46%

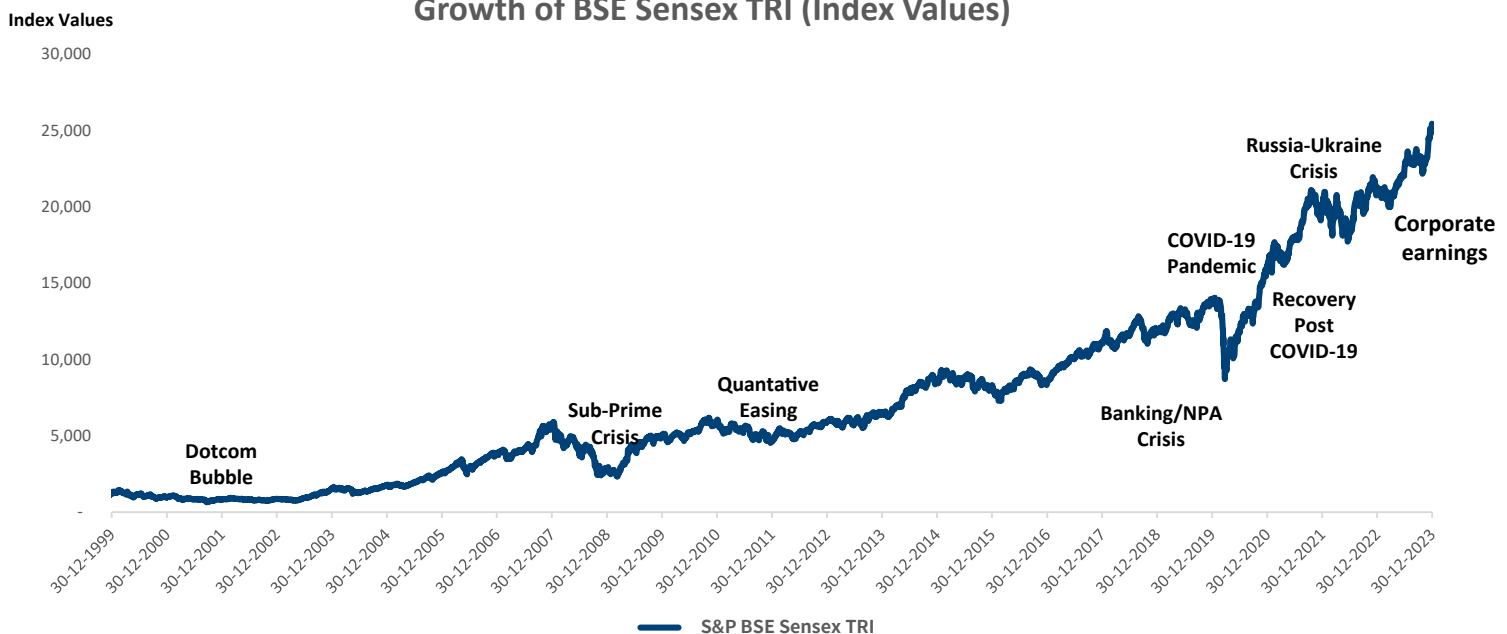
### Index Construction at a Glance

- Companies: 30.
- Universe: Common stocks and/or DVRs included in the BSE 100.
- Market Capitalization: Top 75 companies are shortlisted based on average 6-month float or total market cap.
- Liquidity: Companies are sorted based on annualized traded value and bottom 2 percentiles are excluded
- Companies with weight less than 0.50% based on Float adjusted Market cap are excluded
- Compulsory inclusion: Top 21, Buffer for Existing: Top 39, Remaining: Based on sectoral representation
- Weighting: Float-adjusted market cap.
- Reconstitution Frequency: Semi-annual (June and December).

Source: ACE MF Limited, data as on December 31, 2023; **Past performance may or may not sustain in future.** The data shown above pertains to the index and does not in manner indicate performance of any scheme of the Fund. The sector(s)/stock(s)/issuer(s) mentioned in this presentation do not constitute any research report/recommendation of the same and the Fund may or may not have any future position in these sector(s)/stock(s)/issuer.

## BSE Sensex: Gauge of the Indian capital market

### Growth of BSE Sensex TRI (Index Values)



**S&P BSE Sensex is a bellwether index and has tracked the peaks and troughs of India's capital markets**

Source: Bloomberg and S&P BSE Indices ; Data as on December 31, 2023. **Past performance may or may not be sustained in future**

## BSE Sensex Index: Return and Risk Profile

Period	Return		Risk		Return-to-Risk Ratio	
	BSE Sensex-Index	Nifty 50 Index	BSE Sensex-Index	Nifty 50 Index	BSE Sensex-Index	Nifty 50 Index
Since Inception	14.1%	14.1%	22.4%	22.3%	0.6	0.6
15 Years	15.9%	15.5%	18.6%	18.5%	0.8	0.8
10 Years	14.5%	14.6%	16.5%	16.4%	0.8	0.8
7 Years	16.7%	16.4%	17.3%	17.1%	0.9	0.9
5 Years	16.3%	16.2%	19.3%	19.0%	0.8	0.8
3 Years	16.2%	17.2%	14.7%	14.6%	1.1	1.1
1 Year	20.3%	21.3%	9.8%	9.7%	2.0	2.1
YTD 2023	20.3%	21.3%	9.8%	9.8%	2.0	2.1
6 Months	12.2%	13.8%	9.5%	9.4%	1.2	1.4
3 Months	13.2%	13.9%	9.6%	9.5%	1.3	1.4
1 Month	7.84%	7.9%	11.3%	11.3%	0.6	0.7

Source: Bloomberg and BSE Indices ; Data as on December 31, 2023. Since Inception: 30/6/1999 for both indices. **Past performance may or may not be sustained in future**

## BSE Sensex Index: Calendar Year Performance

Calendar Year	BSE Sensex TRI	Nifty 50 TRI	Calendar Year	BSE Sensex TRI	Nifty 50 TRI
<b>2023</b>	20.3%	21.3%	<b>2013</b>	10.7%	8.1%
<b>2022</b>	5.8%	5.7%	<b>2012</b>	28.0%	29.4%
<b>2021</b>	23.2%	25.6%	<b>2011</b>	-23.6%	23.8%
<b>2020</b>	17.2%	16.1%	<b>2010</b>	19.1%	19.2%
<b>2019</b>	15.7%	13.5%	<b>2009</b>	83.3%	77.6%
<b>2018</b>	7.2%	4.6%	<b>2008</b>	-51.8%	-51.3%
<b>2017</b>	29.6%	30.3%	<b>2007</b>	48.8%	56.8%
<b>2016</b>	3.5%	4.4%	<b>2006</b>	48.8%	41.9%
<b>2015</b>	-3.7%	-3.0%	<b>2005</b>	46.4%	40.0%
<b>2014</b>	31.9%	32.9%	<b>2004</b>	15.2%	12.3%

**BSE Sensex Index has generated positive calendar year returns in past 17 out of 20 calendar years**

Source: Bloomberg and BSE Indices ; Data as on December 31, 2023. **Past performance may or may not be sustained in future**

## Fund Facts



**Fund Manager:**  
Ms. Ekta Gala & Mr. Vishal Singh  
(since August 28, 2023)



**Exit Load:**  
Nil



**Taxation:**  
Equity



**Allotment Date:**  
29th September 2023



**Benchmark:**  
BSE Sensex  
Index



**Minimum Investment: On exchange** In multiple of 1 units  
**Directly with AMC\*** In multiple of 1,00,000 units



**Authorized Participants:**  
Mirae Asset Capital Markets (India) Private Limited  
Kanjalochna Finserve Private Limited  
East India Securities  
Parwati Capital Markets Private Limited

### Disclaimers

**\*Market Maker:** A pplication for subscription of Units directly with the Fund in Creation Unit Size at NAV based prices in exchange of Portfolio Deposit and Cash Component. Large Investors: Minimum amount of ₹25 crores for transacting directly with the AMC

**BSE/NSE disclaimer:** - Every person who desires to apply for or otherwise acquires any unit of this fund may do so pursuant to independent inquiry, investigation and analysis and shall not have any claim against the exchange whatsoever by reason of any loss which may be suffered by such person consequent to or in connection with such subscription/ acquisition whether by reason of anything stated or omitted to be stated herein or any other reason whatsoever

**Disclaimer by AIPL Limited:-** "The BSE Sensex is product of AIPL, which is a wholly owned subsidiary of BSE and has been licensed for use by Mirae Asset Investment Managers (India) Private Limited. BSE® is a registered trademark of BSE Limited ("BSE") and these trademarks have been licensed for use by AIPL and subsidiaries for certain purpose by Mirae Asset Investment Managers (India) Private Limited. All right reserved. Redistribution, reproduction and/or photocopying in whole or in part are prohibited without written permission of AIPL. For more information on any of AIPL's indices, please visit <http://www.asiaindex.com>. None of AIPL, BSE, their affiliates nor their third-party licensor make any representation or warranty, express or implied, as to the ability of any index to accurately represent asset class or market sector that it purports to represents and none of AIPL, BSE or their affiliates nor their third-party licensor shall have any liability for any errors, omissions, or interpretations of any index or the data included therein.

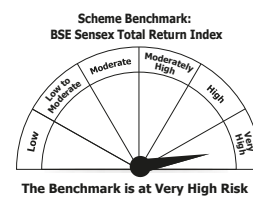
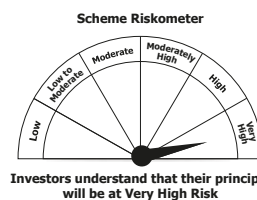
## PRODUCT LABELLING

### Mirae Asset BSE Sensex ETF is suitable for investors who are seeking\*

- Returns that commensurate with performance of BSE Sensex Total Return Index, subject to tracking error over long term.
- Investments in equity securities covered by BSE Sensex Total Return Index

\*Investors should consult their financial advisors if they are not clear about the suitability of the product.

Mirae Asset ETF is a part of Mirae Asset Mutual Fund and is used for Exchange Traded Funds managed by Mirae Asset Investment Managers (India) Private Limited.



SCAN QR CODE



TO KNOW MORE

Follow us on:

**Mutual Fund investments are subject to market risks, read all scheme related documents carefully.**

1800-2090-777 (Toll Free) Mon-Sat: 9 am-6 pm

[customercare@miraeasset.com](mailto:customercare@miraeasset.com)

Contact your financial advisor or mutual fund distributor for details