

INDIA'S TOP DIVIDEND LEADERS

One ETF. 50 Stocks.

Invest in

Mirae Asset BSE 500 Dividend Leaders 50 ETF

(NSE: DIVIDEND | BSE: 544661)

(An open-ended scheme replicating/tracking BSE 500 Dividend Leaders 50 Total Return Index.)

Passive Factsheet, April 2026

CONTENT	PAGE NO
How to read a Mutual Fund Factsheet?	5
Passive Funds Positioning	8
Passive Funds Offering	9
Spotlight of the Month	11
ETF Snapshot	12
ETF FUNDS	
Mirae Asset Nifty 50 ETF (NSE Symbol: NIFTYETF , BSE Scrip Code: 542131)	14
Mirae Asset Nifty Next 50 ETF (NSE Symbol: NEXT50 , BSE Scrip Code: 542922)	15
Mirae Asset Nifty Financial Services ETF (NSE Symbol: BFSI , BSE Scrip Code: 543323)	16
Mirae Asset Nifty India Manufacturing ETF (NSE Symbol: MAKEINDIA , BSE Scrip Code: 543454)	17
Mirae Asset Nifty Midcap 150 ETF (NSE Symbol: MIDCAPETF , BSE Scrip Code:543481)	18
Mirae Asset Nifty 100 Low Volatility 30 ETF (NSE Symbol: LOWVOL , BSE Scrip Code: 543858)	19
Mirae Asset BSE Sensex ETF* (Formerly Known as Mirae Asset S&P BSE Sensex ETF) (NSE Symbol: SENSEXETF , BSE Scrip Code: 543999)	20
Mirae Asset Nifty 200 Alpha 30 ETF (NSE Symbol: ALPHAETF , BSE Scrip Code: 544007)	21
Mirae Asset Nifty Smallcap 250 Momentum Quality 100 ETF (NSE Symbol: SMALLCAP , BSE Scrip Code: 544130)	22
Mirae Asset Nifty MidSmallcap400 Momentum Quality 100 ETF (NSE Symbol: MIDSMALL , BSE Scrip Code: 544180)	23
Mirae Asset Nifty500 Multicap 50:25:25 ETF (NSE Symbol: MULTICAP , BSE Scrip Code: 544241)	24
Mirae Asset Nifty India New Age Consumption ETF (NSE Symbol: CONSUMER , BSE Scrip Code: 544323)	25
Mirae Asset BSE 200 Equal Weight ETF (NSE Symbol: EQUAL200 , BSE Scrip Code: 544377)	26
Mirae Asset BSE Select IPO ETF (NSE Symbol: SELECTIPO , BSE Scrip Code: 544376)	27
Mirae Asset Nifty50 Equal Weight ETF (NSE Symbol: EQUAL50 , BSE Scrip Code: 544401)	28
Mirae Asset Nifty India Internet ETF (NSE Symbol: INTERNET , BSE Scrip Code: 544438)	29
Mirae Asset Nifty Smallcap 250 ETF (NSE Symbol: SMALL250 , BSE Scrip Code: 544605)	30
Mirae Asset Nifty Energy ETF (NSE Symbol: ENERGY , BSE Scrip Code: 544604)	31
Mirae Asset BSE 500 Dividend Leaders 50 ETF (NSE Symbol: DIVIDEND , BSE Scrip Code: 544661)	32
Mirae Asset Nifty Top 20 Equal Weight ETF (NSE Symbol: TOP20 , BSE Scrip Code: 544660)	33
Mirae Asset Nifty 500 Healthcare ETF (NSE Symbol: HEALTHCARE , BSE Scrip Code: 544701)	34
Mirae Asset Nifty India Infrastructure & Logistics ETF (NSE Symbol: INFRA , BSE Scrip Code: 544704)	35
Mirae Asset BSE India Defence ETF (NSE Symbol: DEFENCE , BSE Scrip Code: 544705)	36
Mirae Asset Nifty 500 Value 50 ETF (NSE Symbol: VALUE , BSE Scrip Code: 544737)	37
Mirae Asset Nifty 100 ESG Sector Leaders ETF (NSE Symbol: ESG , BSE Scrip Code: 543246)	38
Mirae Asset NYSE FANG + ETF (NSE Symbol: MAFANG , BSE Scrip Code: 543291)	39
Mirae Asset S&P 500 TOP 50 ETF (NSE Symbol: MASPTOP50 , BSE Scrip Code: 543365)	40
Mirae Asset Hang Seng TECH ETF (NSE Symbol: MAHKTECH , BSE Scrip Code: 543414)	41
Mirae Asset Nifty Bank ETF (NSE Symbol: BANKETF , BSE Scrip Code: 543944)	42
Mirae Asset Nifty IT ETF (NSE Symbol: ITETF , BSE Scrip Code: 544006)	43
Mirae Asset Nifty EV and New Age Automotive ETF (NSE Symbol: EVINDIA , BSE Scrip Code: 544212)	44
Mirae Asset Nifty PSU Bank ETF (NSE Symbol: BANKPSU , BSE Scrip Code: 544266)	45
Mirae Asset Nifty Metal ETF (NSE Symbol: METAL , BSE Scrip Code: 544268)	46
Mirae Asset Gold ETF (NSE Symbol: GOLDETF , BSE Scrip Code: 543781)	47
Mirae Asset Silver ETF (NSE Symbol: SILVERAG , BSE Scrip Code: 543922)	48
Mirae Asset Nifty 8-13 yr G-Sec ETF (NSE Symbol: GSEC10YEAR , BSE Scrip Code: 543875)	49
Mirae Asset Nifty 1D Rate Liquid ETF - IDCW** (Formerly Known as Mirae Asset Nifty 1D Rate Liquid ETF) (NSE Symbol: LIQUID , BSE Scrip Code: 543946)	50
Mirae Asset Nifty 1D Rate Liquid ETF - Growth (NSE Symbol: LIQUIDPLUS , BSE Scrip Code: 544284)	51
FOF FUNDS	
Mirae Asset Diversified Equity Allocator Passive FOF^ (Formerly Known as Mirae Asset Equity Allocator Fund of Fund)	52
Mirae Asset Nifty 100 ESG Sector Leaders Fund of Fund	53
Mirae Asset NYSE FANG + ETF Fund of Fund	54
Mirae Asset S&P 500 TOP 50 ETF Fund of Fund	55
Mirae Asset Hang Seng TECH ETF Fund of Fund	56
Mirae Asset Nifty India Manufacturing ETF Fund of Fund	57
Mirae Asset Global X Artificial Intelligence & Technology ETF Fund of Fund	58
Mirae Asset Global Electric & Autonomous Vehicles Equity Passive FOF^ (Formerly Known as Mirae Asset Global Electric & Autonomous Vehicles ETFs Fund of Fund)	59
Mirae Asset Nifty Smallcap 250 Momentum Quality 100 ETF Fund Of Fund	60
Mirae Asset Nifty MidSmallcap400 Momentum Quality 100 ETF Fund of Fund	61
Mirae Asset Nifty 200 Alpha 30 ETF Fund of Fund	62
Mirae Asset Gold ETF Fund of Fund	63
Mirae Asset Nifty India New Age Consumption ETF Fund of Fund	64
Mirae Asset BSE 200 Equal Weight ETF Fund of Fund	65
Mirae Asset BSE Select IPO ETF Fund of Fund	66
Mirae Asset Multi Factor Passive FOF	67
Mirae Asset Gold Silver Passive FoF	68
Mirae Asset BSE India Defence ETF FOF	69
Mirae Asset Nifty Metal ETF FOF	70
Mirae Asset Silver ETF FOF	71

INDEX FUNDS	PAGE NO
Mirae Asset Nifty LargeMidcap 250 Index Fund	72
Mirae Asset Nifty 50 Index Fund	73
Mirae Asset Nifty Total Market Index Fund	74
Mirae Asset Nifty SDL Jun 2027 Index Fund	75
Mirae Asset Crisil IBX Gilt Index - April 2033 Index Fund	76
Mirae Asset Nifty AAA PSU Bond Plus SDL Apr 2026 50:50 Index Fund	77
Mirae Asset Nifty SDL June 2028 Index Fund	78
Mirae Asset CRISIL-IBX Financial Services 9-12 Months Debt Index Fund	79
CONTENT	
Performance of Underlying Indices	80
SIPs of Underlying Indices	81
Tax Reckoner	82
Glossary	84
Fund Facts	85
Fund Performance	108
Riskometer	123
PRC Matrix	124
Disclaimer	126
Asset Allocation	127

*Pursuant to notice cum addendum no. 28/2024, the name of scheme of Mirae Asset Mutual Fund has been changed with effect from June 01, 2024.
 **Pursuant to notice cum addendum no. 54/2024, the name of scheme of Mirae Asset Mutual Fund has been changed with effect from October 23, 2024.
 ^ Pursuant to notice cum addendum no. 29/2025, the name of scheme of Mirae Asset Mutual Fund has been changed with effect from May 06, 2025.

How to read a Mutual Fund Factsheet?

Know how your money is managed

The benefits of investing in mutual funds are well known. However, buying them on face value is not enough. Investors should know how their money is managed. They should research as much as possible on a scheme's strategy, performance, risks involved and how the money is invested. Many investors shy away from this exercise as they consider it cumbersome. To make life easy for investors, mutual funds disclose a fund factsheet which details the quintessential information required before investing.

The factsheet is a concise document with a plethora of information about how the fund is managed; it is disclosed on a monthly basis. This article tries to decode the factsheet and explains how investors should use it for making investment decisions.

Five things to look out for in mutual fund factsheets



Basic information

The factsheet provides all the general information on the fund – its objective or philosophy, options (growth or dividend), plans (direct and regular), net asset value (NAV) of each plan, minimum investment amount, systematic features (SIP, SWP, STP) and assets under management (AUM) data.

It is important to know about the fund's exit load, as it gets deducted from total gains if the investor exits during a specific period after investment. It is a small penalty charged on prevailing NAV to discourage premature redemption. Different schemes have different exit loads, while few such as Overnight fund generally do not have exit load. Some funds have a fixed exit load and some have a tiered structure. For instance, a fund may have nil exit load if the investor withdraws up to 10% of units per year. For units more than 10%, it charges 3% for exit before 12 months, 2% for exit before 24 months, 1% for exit before 36 months and nil after that.

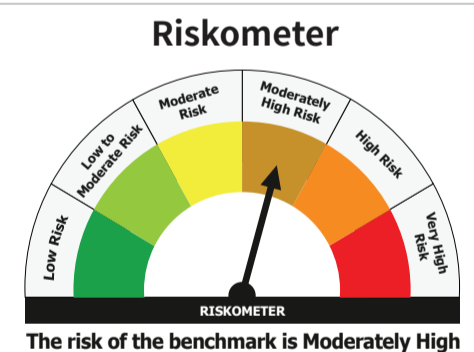
Investors should look out for the fund's product labeling and riskometer. Product labeling underlines product suitability for investors. It tells about ideal investment time frame required to benefit from the fund and where it invests. Riskometer is a presentation that helps investors measure the risk associated with the fund. It presents six levels of risks - low, Low to Moderate, moderate, moderately High, High and Very High. Since an equity fund typically has high risk involved, needle of the scale points towards moderately high /high, suggesting the fund is meant for investors with a high risk-taking appetite. Examples of equity and liquid funds are listed below:

Equity Fund

Product Labeling

This product is suitable for investors who are seeking:

- Growth of capital in the long term
- Investment predominantly in equity and equity-related instruments

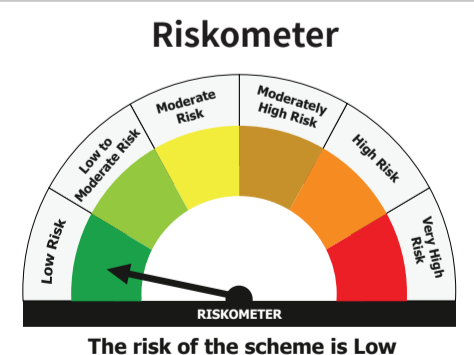


Debt Fund

Product Labeling

This product is suitable for investors who are seeking:

- Optimal returns in the short term
- Investment in portfolio of short duration money market and debt instruments

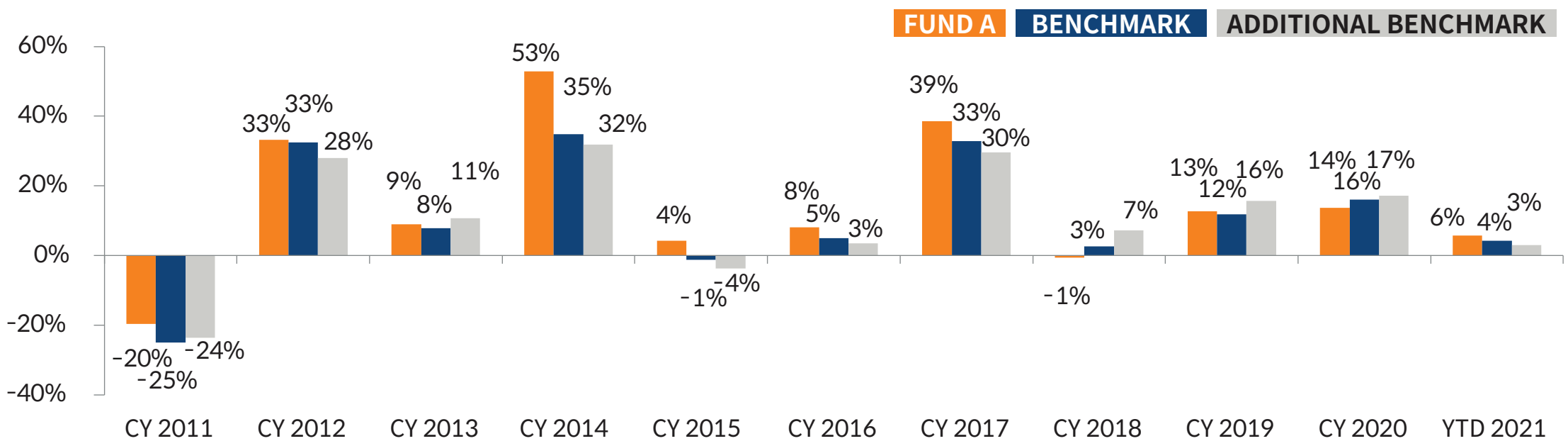


The data used is for illustration purpose only.

Performance aspects

Although the past performance does not guarantee future trend, investors can get a broad idea on how a fund may perform in future. This section looks at the fund's performance (lump sum as well as SIP) across time frames and compares it with the fund's benchmark and a

market benchmark. Many fund houses provide graphical representation of calendar year performance of funds along with standard SEBI prescribed performance tables.



The data used is for illustration purpose only.

Performance Report

Period	Returns (CAGR %)			Value of ₹10000 invested (in ₹)		
	Fund A Return	Scheme benchmark*	Additional benchmark**	Fund A Return	Scheme benchmark*	Additional benchmark**
Last 1 year	28.32	22.47	16.88	-	-	-
Last 3 year	21.81	14.17	9.77	-	-	-
Last 5 year	19.76	13.08	11.21	-	-	-
Since Inception	16.63	8.61	7.59	39,891	21,025	19,305
NAV as on 31st March 2020	39.891					
Index Value (31st March 2020)	Index Value of Nifty 100 TRI is 3991.85 and Index value of BSE Sensex is 29620.50					
Date of allotment	4th April, 2008					
Scheme Benchmark	Nifty 100 TRI					
Additional Benchmark	**BSE Sensex					

The data used is for illustration purpose only.

SIP Performance

SIP Investment	Since Inception	7 Years	5 Years	3 Years	1 Year
Total Amount Invested (In ₹)	1,070,000	840,000	600,000	360,000	120,000
Mkt Value as of 31st March 2020 (In ₹)	2,613,431	1,603,717	997,343	458,533	136,171
Fund Return (%)	19.26%	18.15%	20.45%	16.38%	26.03%
Benchmark Return (%) (Nifty 100 TRI)	11.87%	11.57%	13.45%	10.96%	21.24%
Add. Benchmark Return (%) (BSE Sensex)	9.95%	9.31%	10.19%	7.02%	16.72%

The data used is for illustration purpose only.

Fund manager details

In an investment voyage, mutual fund is the ship and fund manager is the sailor. Success of the voyage depends on the manager's expertise. Hence, it is imperative to know the fund manager well.

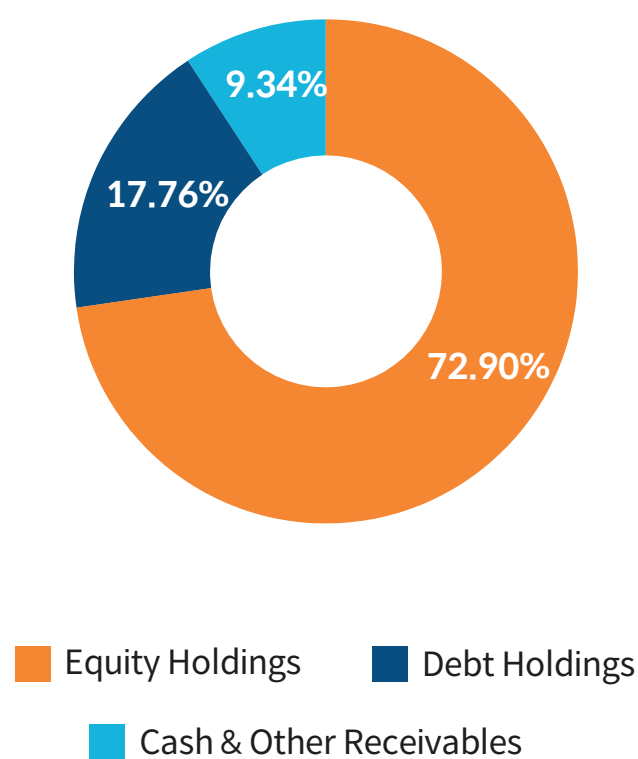
The factsheet provides information on the manager's experience and qualification. You can find out their track record by reviewing the performance of all schemes managed by them.

Portfolio aspects

Key portfolio attributes to look for in equity/ hybrid funds

Asset allocation

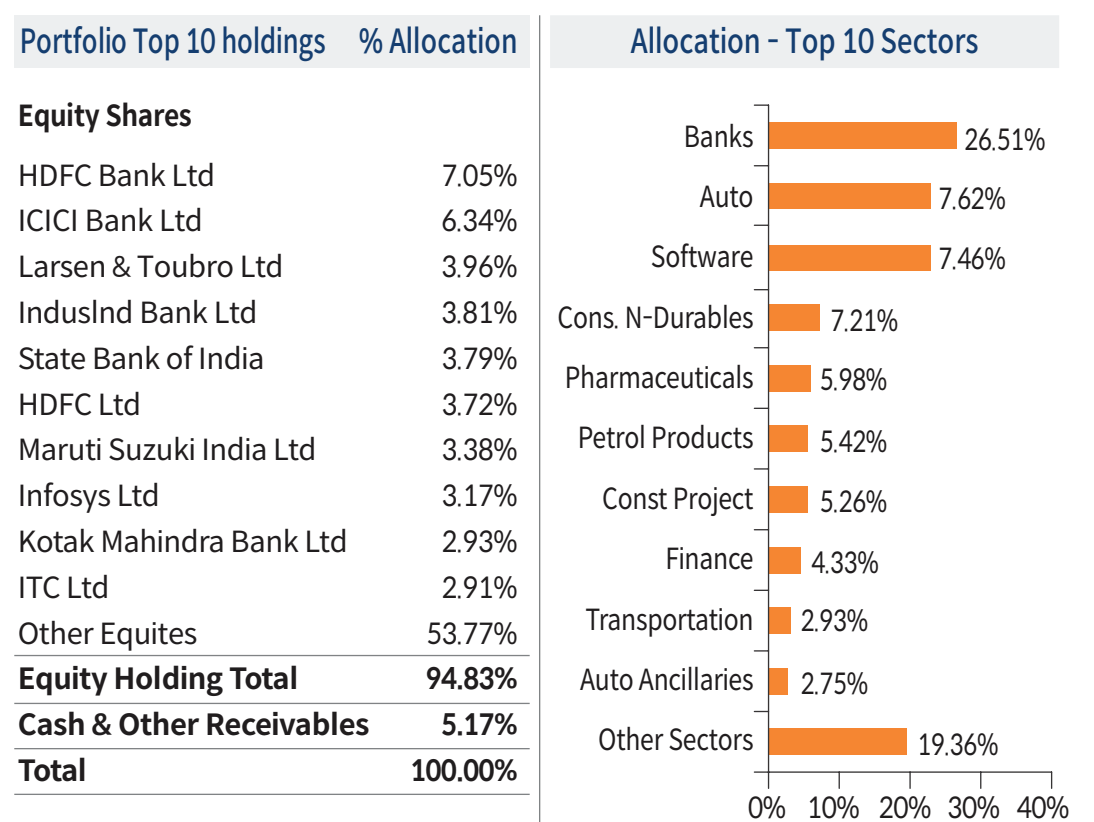
It highlights the exposure to different asset classes - equity, debt and cash - in a portfolio.



The data used is for illustration purpose only

Company and sector allocation

It informs investors about a fund's concentration level in sectors and stocks. An aggressive fund manager may have high concentration among fewer companies and sectors, which may not be appropriate for investors seeking diversification. Investors should check whether the fund has taken higher-than-prudent exposure to riskier sectors or low quality stocks.



The data used is for illustration purpose only.

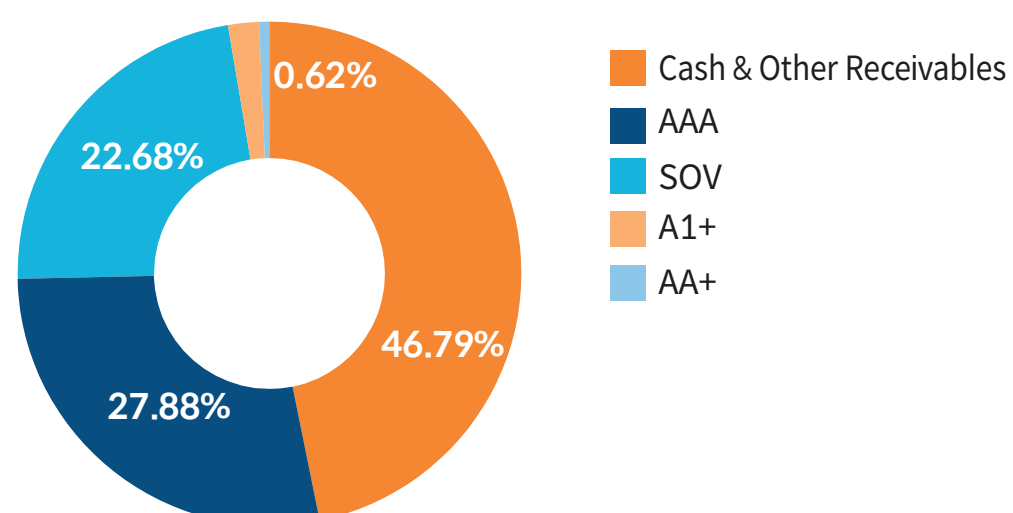
Key portfolio attributes to look for in debt funds

Credit quality profile

A debt fund's holdings are classified according to its credit ratings such as AAA, AA+, A1+ (given by credit rating agencies), etc.

Funds with higher exposure to AAA (top rated long-term debt) and A1+ (top rated short-term debt) have lower credit risk and higher credit quality.

Conservative investors should check whether the fund manager in order to boost performance is taking undue exposure to lower rated debt papers as they typically trade at higher yields but are exposed to high credit and liquidity risk vis-à-vis top rated papers.

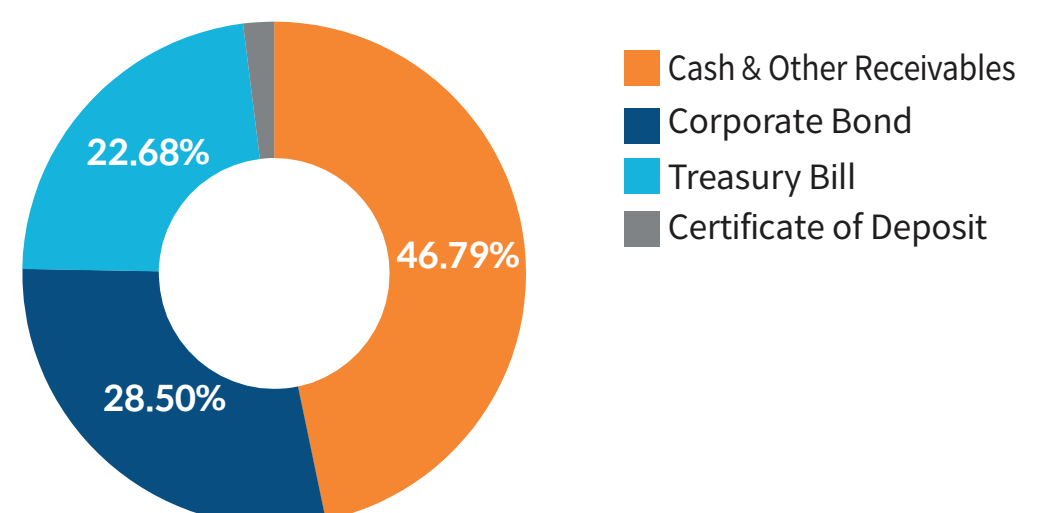


The data used is for illustration purpose only.

Instrument break-up

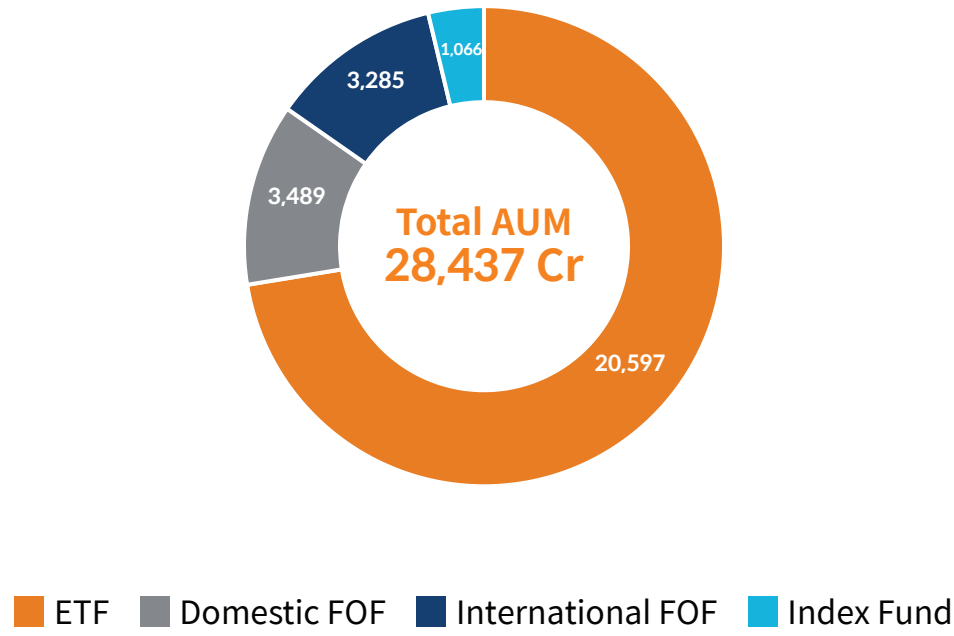
It highlights allocation to various debt instruments such as commercial papers (CPs), certificate of deposits (CDs), NCDs and bonds, gilts and cash equivalents.

Investors in shorter maturity debt funds such as liquid, ultra short term, short-term debt funds should check whether higher proportion has been allocated to shorter maturity instruments such as CPs and CDs. As long-term debt instruments such as gilts and bonds are typically more sensitive to interest rate changes compared with CPs and CDs, higher exposure to former instruments by liquid or ultra-short term may result in high risk.



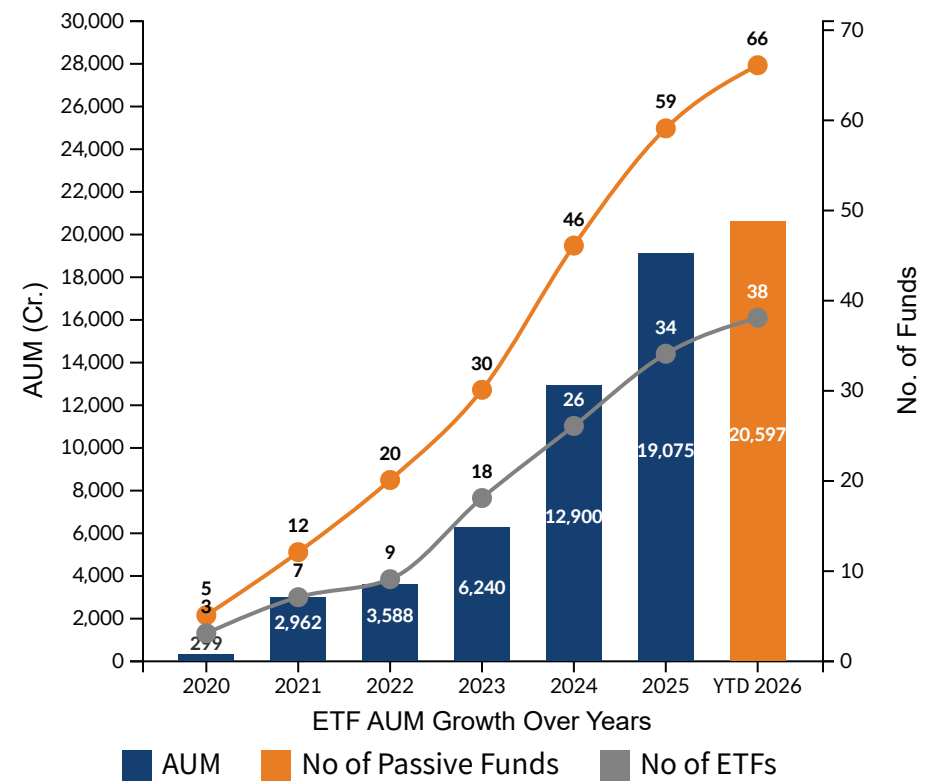
The data used is for illustration purpose only.

AUM by Product Category



Our Domestic Fund of Funds invest in underlying ETFs managed by Mirae Asset.

Growth Trends of ETF AUM



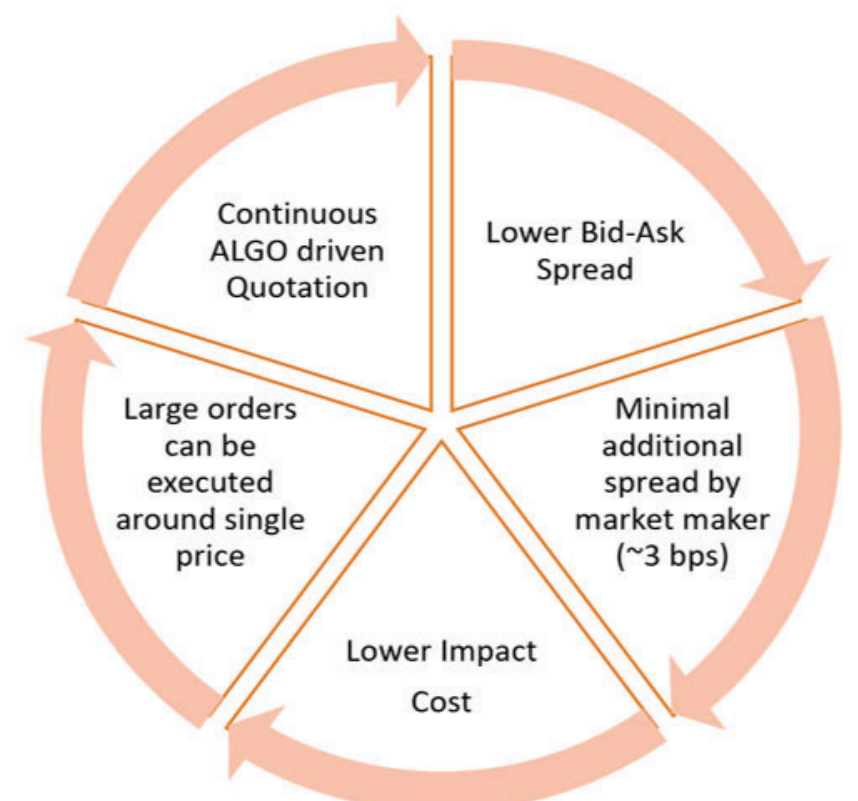
Mirae Asset ETF advantages on exchange

Exclusive Market Maker
 Mirae Asset Capital Market, a sister concern, is an exclusive market maker (APs) in our ETFs on exchange at all times

Low spread on exchange
 Lower effective spread of around 3 bps after considering STT, brokerage etc. (iNAV +/- 16 bps)

Continuous Liquidity
 Market makers provide liquidity on exchange at all times around latest NAV (iNAV), irrespective of market volatility

Relatively Low cost
 to trade in Mirae Asset ETFs due to lower spread and lower impact cost even for large orders.



Our Passive Fund Offerings

Domestic broad based offerings

- Mirae Asset Nifty 50 ETF
- Mirae Asset Nifty Next 50 ETF
- Mirae Asset Nifty Midcap 150 ETF
- Mirae Asset BSE Sensex ETF
- Mirae Asset Nifty500 Multicap 50:25:25 ETF
- Mirae Asset Nifty Smallcap 250 ETF
- Mirae Asset Diversified Equity Allocator Passive FOF
- Mirae Asset Nifty LargeMidcap 250 Index Fund
- Mirae Asset Nifty 50 Index Fund
- Mirae Asset Nifty Total Market Index Fund

Thematic offerings

- Mirae Asset Nifty Financial Services ETF
- Mirae Asset Nifty India Manufacturing ETF
- Mirae Asset Nifty India New Age Consumption ETF
- Mirae Asset BSE Select IPO ETF
- Mirae Asset Nifty India Internet ETF
- Mirae Asset Nifty Energy ETF
- Mirae Asset Nifty India Infrastructure & Logistics ETF
- Mirae Asset BSE India Defence ETF
- Mirae Asset Nifty 100 ESG Sector Leaders ETF
- Mirae Asset Nifty EV and New Age Automotive ETF
- Mirae Asset Nifty 100 ESG Sector Leaders Fund of Fund
- Mirae Asset Nifty India Manufacturing ETF Fund of Fund
- Mirae Asset Nifty India New Age Consumption ETF Fund of Fund
- Mirae Asset BSE Select IPO ETF Fund of Fund
- Mirae Asset BSE India Defence ETF FOF

Smart-Beta offerings

- Mirae Asset Nifty 100 Low Volatility 30 ETF
- Mirae Asset Nifty 200 Alpha 30 ETF
- Mirae Asset Nifty Smallcap 250 Momentum Quality 100 ETF
- Mirae Asset Nifty MidSmallcap400 Momentum Quality 100 ETF
- Mirae Asset BSE 200 Equal Weight ETF
- Mirae Asset Nifty50 Equal Weight ETF
- Mirae Asset BSE 500 Dividend Leaders 50 ETF
- Mirae Asset Nifty Top 20 Equal Weight ETF
- Mirae Asset Nifty 500 Value 50 ETF
- Mirae Asset Nifty Smallcap 250 Momentum Quality 100 ETF Fund Of Fund
- Mirae Asset Nifty MidSmallcap400 Momentum Quality 100 ETF Fund of Fund
- Mirae Asset Nifty 200 Alpha 30 ETF Fund of Fund
- Mirae Asset BSE 200 Equal Weight ETF Fund of Fund
- Mirae Asset Multi Factor Passive FOF

Sectorial offerings

- Mirae Asset Nifty 500 Healthcare ETF
- Mirae Asset Nifty Bank ETF
- Mirae Asset Nifty IT ETF
- Mirae Asset Nifty PSU Bank ETF
- Mirae Asset Nifty Metal ETF
- Mirae Asset Nifty Metal ETF FOF

Commodities offerings

- Mirae Asset Gold ETF
- Mirae Asset Silver ETF
- Mirae Asset Gold ETF Fund of Fund
- Mirae Asset Gold Silver Passive FoF
- Mirae Asset Silver ETF FOF

Debt offerings

- Mirae Asset Nifty 8-13 yr G-Sec ETF
- Mirae Asset Nifty 1D Rate Liquid ETF - IDCW
- Mirae Asset Nifty 1D Rate Liquid ETF - Growth
- Mirae Asset Nifty SDL Jun 2027 Index Fund
- Mirae Asset Crisil IBX Gilt Index - April 2033 Index Fund
- Mirae Asset Nifty AAA PSU Bond Plus SDL Apr 2026 50:50 Index Fund
- Mirae Asset Nifty SDL June 2028 Index Fund
- Mirae Asset CRISIL-IBX Financial Services 9-12 Months Debt Index Fund

Our Passive Fund Offerings

International Offerings

- Mirae Asset NYSE FANG + ETF
- Mirae Asset S&P 500 TOP 50 ETF
- Mirae Asset Hang Seng TECH ETF
- Mirae Asset NYSE FANG + ETF Fund of Fund
- Mirae Asset S&P 500 TOP 50 ETF Fund of Fund
- Mirae Asset Hang Seng TECH ETF Fund of Fund
- Mirae Asset Global X Artificial Intelligence & Technology ETF Fund of Fund
- Mirae Asset Global Electric & Autonomous Vehicles Equity Passive FOF

Spotlight: Funds of the month

Mirae Asset BSE 500 Dividend Leaders 50 ETF

- The index comprises companies with a track record of dividend payments, selected based on dividend yield criteria and defined eligibility parameters.
- Portfolio reflects a mix of PSU (55%) and private sector companies (45%), capturing dividend paying companies across ownership structures.
- The index's sector allocation is led by Energy (26.9%), Commodities (20.4%), Information Technology (19.5%), Utilities (12.3%), and Financial Services (10.0%), together forming the majority of the portfolio.
- The BSE 500 Dividend Leaders 50 Index has a dividend yield of 3.41%, compared to 1.39% for the Nifty 50, reflecting its dividend oriented construction.
- Over the last five years, the BSE 500 Dividend Leaders 50 Index has delivered a 5 year CAGR of 25.8%, compared to 10.0% for the Nifty 50, highlighting differentiated return characteristics over the period.

Mirae Asset Nifty 50 Equal Weight ETF

- The scheme tracks the Nifty 50 Equal Weight Index, where each of the 50 constituents is assigned an equal weight during periodic rebalancing, instead of market capitalisation weighting.
- The equal weight approach results in lower stock and sector concentration compared to market cap weighted indices, by distributing exposure more evenly across constituents.
- During market recoveries, while the Nifty 50 is often driven by a few heavyweight stocks, the Nifty 50 Equal Weight approach is more likely to reflect a broader rebound, given its evenly distributed exposure across constituents.

Mirae Asset Gold Silver Passive FoF

- A one-of-its-kind product in India that offers dynamic allocation between gold and silver based on current market conditions and future outlook, helping investors capture opportunities across both precious metals with better tax efficiency, as DIY triggers tax at every step.
- Gold prices remain supported by safe-haven demand and central bank buying, while silver continues to benefit from structural supply deficits and industrial usage.
- Post the recent correction, investors who were under-allocated or had missed the earlier rally may consider evaluating a calibrated approach to allocation, combining partial upfront deployment with phased investments over the next few months while accumulating on dips

Mirae Asset BSE India Defence ETF & Mirae Asset BSE India Defence ETF FOF

- India's defence allocation has increased from ₹2.53 lakh crore in FY14 to ₹7.85 lakh crore as per the Government's defence budgetary allocation up to FY27, reflecting a sustained policy focus on defence and modernisation.
- Defence capital outlay stands at ₹2.19 lakh crore under the defence budget up to FY27, with approximately 75% of the modernisation allocation reserved for domestic procurement, supporting Indian defence manufacturers.
- The underlying BSE India Defence Index offers diversified exposure across 34 companies, including pure-play defence companies and defence enablers, spanning large, mid and small caps, which may help manage concentration within the theme.
- In the context of rising domestic production (₹1.51 lakh crore in FY25) and improving export traction (₹23,622 crore, all-time high), Mirae Asset BSE India Defence ETF & Mirae Asset BSE India Defence ETF FOF aims to provide investors exposure to India's evolving defence manufacturing ecosystem in a measured and structured manner.

DIY – Do It Yourself | PSU – Public Sector Undertaking

(Source: Data as on April 13, 2026, NSE Nifty indices, Bloomberg, India Times, MCX, Internal Research, Ministry of Defence, Union Budget FY 2026 –27, Press Information Bureau releases dated February 2026; Ministry of Defence Year-End Review 2025; Defence Acquisition Council announcements, February 2026; DRDO Budget Documents FY27; DAP 2026 Draft, Ministry of Defence; SIPRI / IISS Global Defence Spending Data 2025; NATO Hague Summit Declaration, June 2025; Company Disclosures & Index Methodology – BSE India Defence Index; Data as on 02 March 2026. Past performance may or may not sustain in future. The index return is in Total Return Variant The data shown above pertains to the index and does not in manner indicate performance of any scheme of the Fund Request you to consult your financial advisor or distributor before making investment Historical portfolio of the index has been created and rebalanced periodically based on market data present on those concerned historical periods, which is captured by the index portfolio changes and performance metrics. No additional performance or portfolio assumptions have been made by the AMC)

ETF Snapshot

Scheme Name	Bloomberg Ticker	Net AUM (Rs Cr)	Allotment Date	Month End NAV	TER	Basket Size (For Direct - Transaction with AMC)
Mirae Asset Nifty 50 ETF (NSE Symbol: NIFTYETF , BSE Scrip Code: 542131)	MAN50ETF IN Equity	4,789.2126	20 th Nov, 2018	₹ 241.2450	0.04%	50,000
Mirae Asset Nifty Next 50 ETF (NSE Symbol: NEXT50 , BSE Scrip Code: 542922)	NEXT50 IN Equity	1,057.2574	24 th Jan, 2020	₹ 620.9508	0.06%	10,000
Mirae Asset Nifty Financial Services ETF (NSE Symbol: BFSI , BSE Scrip Code: 543323)	BFSI IN Equity	391.4753	30 th Jul, 2021	₹ 24.3018	0.13%	3,00,000
Mirae Asset Nifty India Manufacturing ETF (NSE Symbol: MAKEINDIA , BSE Scrip Code: 543454)	MAKEINDI IN Equity	226.9703	27 th Jan, 2022	₹ 142.3437	0.42%	50,000
Mirae Asset Nifty Midcap 150 ETF (NSE Symbol: MIDCAPETF , BSE Scrip Code: 543481)	MIDCAPET IN Equity	1,426.7197	9 th Mar, 2022	₹ 19.8123	0.06%	4,00,000
Mirae Asset Nifty 100 Low Volatility 30 ETF (NSE Symbol: LOWVOL , BSE Scrip Code: 543858)	LOWVOL IN Equity	43.3224	24 th Mar, 2023	₹ 187.2790	0.34%	30,000
Mirae Asset BSE Sensex ETF (NSE Symbol: SENSEXETF , BSE Scrip Code: 543999)	MBSensex IN Equity	40.1564	29 th Sept, 2023	₹ 73.7475	0.05%	1,00,000
Mirae Asset Nifty 200 Alpha 30 ETF (NSE Symbol: ALPHAETF , BSE Scrip Code: 544007)	MIRANAL IN Equity	353.8026	20 th Oct, 2023	₹ 22.0167	0.47%	2,00,000
Mirae Asset Nifty Smallcap 250 Momentum Quality 100 ETF (NSE Symbol: SMALLCAP , BSE Scrip Code: 544130)	MAS250MQ IN Equity	792.7541	23 rd Feb, 2024	₹ 37.6121	0.48%	2,00,000
Mirae Asset Nifty MidSmallcap400 Momentum Quality 100 ETF (NSE Symbol: MIDSMLL , BSE Scrip Code: 544180)	MS400MQ IN Equity	371.9656	22 nd May, 2024	₹ 42.8697	0.47%	2,00,000
Mirae Asset Nifty500 Multicap 50:25:25 ETF (NSE Symbol: MULTICAP , BSE Scrip Code: 544241)	MANM522 IN Equity	72.1832	30 th Aug, 2024	₹ 14.2971	0.14%	6,00,000
Mirae Asset Nifty India New Age Consumption ETF (NSE Symbol: CONSUMER , BSE Scrip Code: 544323)	MANINAC IN Equity	44.8617	26 th Dec, 2024	₹ 9.7173	0.28%	6,00,000
Mirae Asset BSE 200 Equal Weight ETF (NSE Symbol: EQUAL200 , BSE Scrip Code: 544377)	MIRAWRG IN Equity	15.9794	10 th Mar, 2025	₹ 11.8225	0.32%	8,00,000
Mirae Asset BSE Select IPO ETF (NSE Symbol: SELECTIPO , BSE Scrip Code: 544376)	MIRAERG IN Equity	15.9458	10 th Mar, 2025	₹ 38.1193	0.33%	1,00,000
Mirae Asset Nifty50 Equal Weight ETF (NSE Symbol: EQUAL50 , BSE Scrip Code: 544401)	MANEWRG IN Equity	134.1895	9 th May, 2025	₹ 297.7005	0.12%	5,000
Mirae Asset Nifty India Internet ETF (NSE Symbol: INTERNET , BSE Scrip Code: 544438)	MANIERG IN Equity	20.5524	1 st Jul, 2025	₹ 10.7641	0.24%	2,00,000
Mirae Asset Nifty Smallcap 250 ETF (NSE Symbol: SMALL250 , BSE Scrip Code: 544605)	MANSCRG IN Equity	48.5491	7 th Nov, 2025	₹ 14.3041	0.16%	2,00,000
Mirae Asset Nifty Energy ETF (NSE Symbol: ENERGY , BSE Scrip Code: 544604)	MEANERG IN Equity	234.0188	7 th Nov, 2025	₹ 34.9752	0.18%	1,00,000
Mirae Asset BSE 500 Dividend Leaders 50 ETF (NSE Symbol: DIVIDEND , BSE Scrip Code: 544661)	MABDLRG IN Equity	8.4666	15 th Dec, 2025	₹ 33.5342	0.19%	80,000
Mirae Asset Nifty Top 20 Equal Weight ETF (NSE Symbol: TOP20 , BSE Scrip Code: 544660)	MIANERG IN Equity	9.7103	15 th Dec, 2025	₹ 8.1707	0.09%	3,00,000
Mirae Asset Nifty 500 Healthcare ETF (NSE Symbol: HEALTHCARE , BSE Scrip Code: 544701)	MANHCRG IN EQUITY	7.6222	10 th Feb, 2026	₹ 17.8661	0.11%	2,00,000
Mirae Asset Nifty India Infrastructure & Logistics ETF (NSE Symbol: INFRA , BSE Scrip Code: 544704)	MANILRG IN EQUITY	7.2301	12 th Feb, 2026	₹ 10.1928	0.19%	5,00,000
Mirae Asset BSE India Defence ETF (NSE Symbol: DEFENCE , BSE Scrip Code: 544705)	MABINRG IN EQUITY	46.8256	13 th Feb, 2026	₹ 58.9797	0.34%	65,000
Mirae Asset Nifty 500 Value 50 ETF (NSE Symbol: VALUE , BSE Scrip Code: 544737)	MANVERG IN EQUITY	5.8188	20 th Mar, 2026	₹ 14.9875	0.12%	2,00,000
Mirae Asset Nifty 100 ESG Sector Leaders ETF (NSE Symbol: ESG , BSE Scrip Code: 543246)	ESG IN Equity	94.5758	17 th Nov, 2020	₹ 37.8102	0.41%	1,25,000
Mirae Asset NYSE FANG + ETF (NSE Symbol: MAFANG , BSE Scrip Code: 543291)	MFANGETF IN Equity	3,184.8628	6 th May, 2021	₹ 128.7835	0.66%	2,00,000
Mirae Asset S&P 500 TOP 50 ETF (NSE Symbol: MASPTOP50 , BSE Scrip Code: 543365)	MA500TF IN Equity	976.9134	20 th Sept, 2021	₹ 57.9344	0.61%	5,50,000
Mirae Asset Hang Seng TECH ETF (NSE Symbol: MAHKTECH , BSE Scrip Code: 543414)	MAHSTEC IN Equity	364.6304	6 th Dec, 2021	₹ 18.8233	0.62%	8,00,000
Mirae Asset Nifty Bank ETF (NSE Symbol: BANKETF , BSE Scrip Code: 543944)	MABNKTF IN Equity	269.1998	20 th Jul, 2023	₹ 510.0240	0.11%	10,000
Mirae Asset Nifty IT ETF (NSE Symbol: ITETF , BSE Scrip Code: 544006)	MANFYIT IN Equity	92.3658	20 th Oct, 2023	₹ 30.5597	0.10%	1,20,000
Mirae Asset Nifty EV and New Age Automotive ETF (NSE Symbol: EVINDIA , BSE Scrip Code: 544212)	MANEVAA IN Equity	137.3639	10 th Jul, 2024	₹ 26.3922	0.41%	1,50,000
Mirae Asset Nifty PSU Bank ETF (NSE Symbol: BANKPSU , BSE Scrip Code: 544266)	MAPSUBE IN Equity	53.4637	1 st Oct, 2024	₹ 79.0154	0.19%	40,000
Mirae Asset Nifty Metal ETF (NSE Symbol: METAL , BSE Scrip Code: 544268)	MANMETF IN Equity	428.7764	3 rd Oct, 2024	₹ 11.2111	0.40%	3,00,000
Mirae Asset Gold ETF (NSE Symbol: GOLDETF , BSE Scrip Code: 543781)	GOLDETF IN Equity	2,711.7715	20 th Feb, 2023	₹ 142.2772	0.34%	1,10,000
Mirae Asset Silver ETF (NSE Symbol: SILVERAG , BSE Scrip Code: 543922)	SILVRETF IN Equity	930.4232	9 th Jun, 2023	₹ 226.5712	0.34%	30,000

ETF Snapshot

Scheme Name	Bloomberg Ticker	Net AUM (Rs Cr)	Allotment Date	Month End NAV	TER	Basket Size (For Direct - Transaction with AMC)
Mirae Asset Nifty 8-13 yr G-Sec ETF (NSE Symbol: GSEC10YEAR, BSE Scrip Code: 543875)	GSEC10YE IN Equity	92.9601	31 st Mar, 2023	₹ 29.3591	0.11%	2,50,000
Mirae Asset Nifty 1D Rate Liquid ETF - IDCW (NSE Symbol: LIQUID, BSE Scrip Code: 543946)	MAN1DRL IN Equity	493.4681	27 th Jul, 2023	₹ 1,000.0000	0.29%	2,500
Mirae Asset Nifty 1D Rate Liquid ETF - Growth (NSE Symbol: LIQUIDPLUS, BSE Scrip Code: 544284)	MAN1DRG IN Equity	600.4711	7 th Nov, 2024	₹ 1,078.9135	0.16%	2,500

MIRAE ASSET NIFTY 50 ETF

NSE Symbol: NIFTYETF, BSE Scrip Code: 542131

(Exchange Traded Fund (ETF) - An open ended scheme replicating/tracking Nifty 50 Index)

Monthly Factsheet as on 31 March, 2026

Fund Information	
Fund Managers :	Ms. Ekta Gala Mr. Ritesh Patel
Allotment Date :	20 th November 2018
Benchmark:	Nifty 50 Index (TRI)
Net AUM (Cr.)	4,789.2126
Tracking Error Value ~ 1 Year Tracking Error is	0.02%
Exit Load:	Please refer page no.85
Plan Available:	The Scheme does not offer any Plans/Options for investment

Minimum Investment Amount

Market Maker: Application for subscription of Units directly with the Fund in Creation Unit Size at NAV based prices in exchange of Portfolio Deposit and Cash Component.

Large Investors: Minimum amount of ₹25 crores for transacting directly with the AMC.

Other investors (including Market Maker, Large Investors and Regulated Entities): Units of the Scheme can be subscribed (in lots of 1 Unit) during the trading hours on all trading days on the NSE and BSE on which the Units are listed.

On exchange (in multiple of 1 units) Directly with AMC or Market Maker (in multiple of 50,000 units)

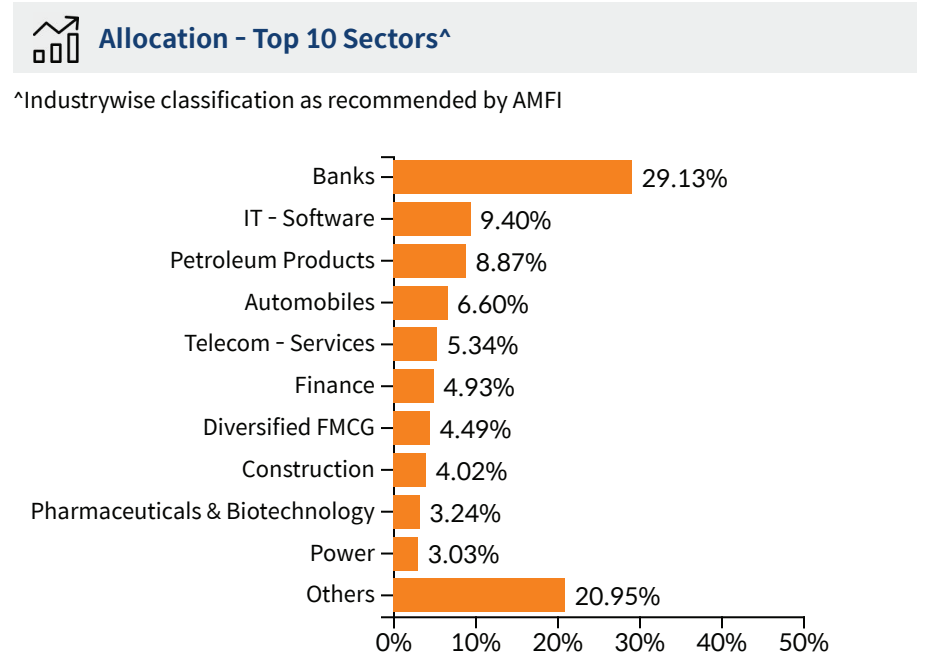
Net Asset Value (NAV)	
₹	241.2450 (Per Unit)

Market Makers	
Mirae Asset Capital Markets (India) Private Limited	
East India Securities Limited	
Kanjalochna Finserve Private Limited	
Parwati Capital Market Private Limited	
Vaibhav Stock & Derivatives Broking Private Limited	
IRage Broking Services LLP	
Junomoneta Finsol Pvt Ltd	
Motil Oswal Financial Services Limited [^]	

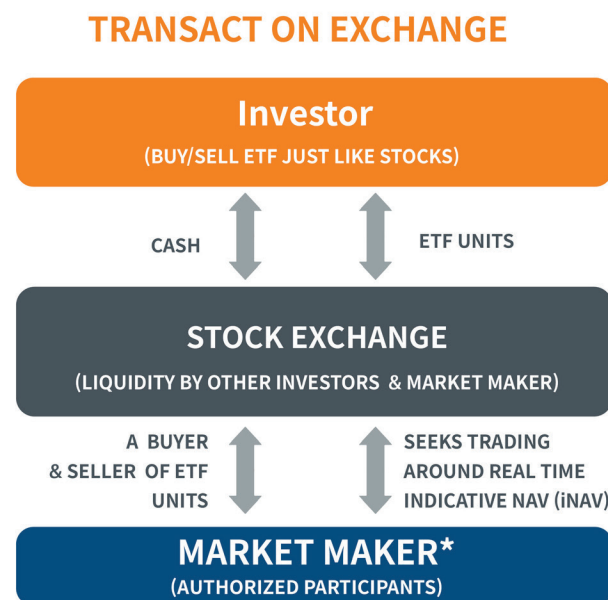
Others	
Live iNAV is updated on Mirae Asset Mutual Fund website.	
NSE Symbol: NIFTYETF	
BSE Code: 542131	
Bloomberg Code: NIFTYETF IN Equity	
Reuters Code: MIRA.NS	

Expense Ratio: 0.04%	
----------------------	--

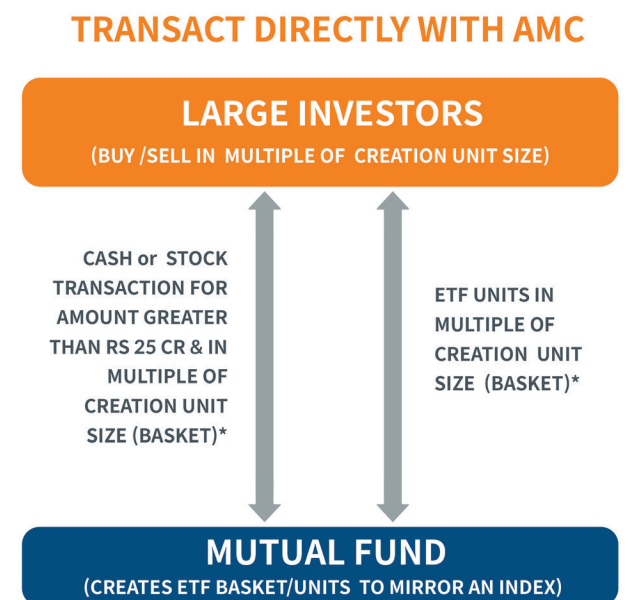
Portfolio Top 10 Holdings	
Equity Shares	
HDFC Bank Ltd.	10.94%
Reliance Industries Ltd.	8.87%
ICICI Bank Ltd.	8.42%
Bharti Airtel Ltd.	5.34%
Infosys Ltd.	4.28%
Larsen & Toubro Ltd.	4.02%
State Bank of India	3.97%
Axis Bank Ltd.	3.26%
ITC Ltd.	2.71%
Mahindra & Mahindra Ltd.	2.58%
Other Equities	45.61%
Equity Holding Total	100.00%
Total	100.00%



How to Trade in ETF ?



* Market Makers are assigned by the AMC to provide continuous liquidity on the exchange around real time NAV (iNAV). They provide both buy and sell quotes.



*Creation unit (basket) is the minimum portfolio size which the ETF deploy in the stocks of underlying index to create a replicable portfolio.

As per SEBI Regulation, from 1st July 2022 onwards, minimum purchase order for the transaction through AMC need to be greater than Rs. 25Cr. This limit doesn't apply to Employee Provident Fund Organisation, Recognized Provident Funds, Approved Gratuity Funds and Approved Superannuation Funds under Income Tax Act, 1961

Performance Report

Period	Mirae Asset Nifty 50 ETF	Scheme Benchmark*	Additional Benchmark**
Last 1 Year	-4.03%	-3.99%	-6.01%
Last 3 Years	9.96%	10.02%	8.14%
Last 5 Years	9.94%	10.01%	9.05%
Since Inception	11.73%	11.85%	11.35%
Value of Rs. 10000 invested Since Inception	₹22,639	₹22,811	₹22,074
NAV as on 31 st March, 2026	₹241.2450		
Index Value 31 st March, 2026		Index Value of Scheme Benchmark is ₹33,655.4300 and BSE Sensex (TRI) is ₹1,12,988.4783	
Allotment Date	20 th November 2018		
Scheme Benchmark	*Nifty 50 Index (TRI)		
Additional Benchmark	**BSE Sensex (TRI)		

Fund Managers : Ms. Ekta Gala (since December 28, 2020), Mr. Ritesh Patel (since March 12, 2025)
Note: Returns (%) for less than 1 year calculated on simple annualized basis, others are CAGR- Compounded Annualized Growth returns.
Latest available NAV has been taken for return calculation wherever applicable

Past Performance may or may not be sustained in future.

Note: For computation of since inception returns (%) the allotment NAV has been taken as ₹106.56

Note:1. The reference and details provided here in are of Regular Plan - Growth Option

[^]Pursuant to notice cum addendum no. 25/2026, a Market Maker has been added w.e.f March 25, 2026.

The performance of other funds managed by the same fund manager is given in the respective page of the schemes and on page No. 108, 109, 110, 111, 112, 114, 115, 116, 117, 118, 119, 120, 121, 122

MIRAE ASSET NIFTY NEXT 50 ETF

NSE Symbol: NEX50 , BSE Scrip Code: 542922

(Exchange Traded Fund (ETF) - An open ended scheme replicating/tracking Nifty Next 50 Total Return Index)

Monthly Factsheet as on 31 March, 2026

Fund Information	
Fund Managers :	Ms. Ekta Gala Mr. Ritesh Patel
Allotment Date :	24 th January 2020
Benchmark:	Nifty Next 50 Index (TRI)
Net AUM (Cr.)	1,057.2574
Tracking Error Value ~ 1 Year Tracking Error is	0.04%
Exit Load:	Please refer page no.85
Plan Available:	The Scheme does not offer any Plans/Options for investment

Minimum Investment Amount
Market Maker: Application for subscription of Units directly with the Fund in Creation Unit Size at NAV based prices in exchange of Portfolio Deposit and Cash Component.
Large Investors: Minimum amount of ₹25 crores for transacting directly with the AMC.
Other investors (including Market Maker, Large Investors and Regulated Entities): Units of the Scheme can be subscribed (in lots of 1 Unit) during the trading hours on all trading days on the NSE and BSE on which the Units are listed.

On exchange (in multiple of 1 units) Directly with AMC or Market Maker (in multiple of 10,000 units)

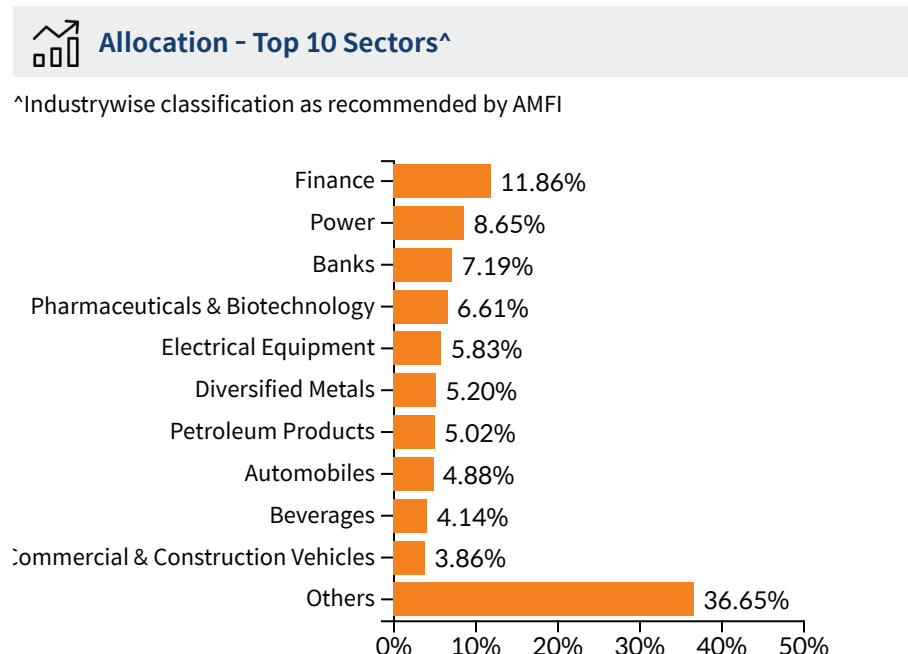
Net Asset Value (NAV)
₹ 620.9508 (Per Unit)

Market Makers
 Mirae Asset Capital Markets (India) Private Limited
 East India Securities Limited
 Kanjalochana Finserve Private Limited
 Parwati Capital Market Private Limited
 Vaibhav Stock & Derivatives Broking Private Limited
 IRage Broking Services LLP
 Junomoneta Finsol Pvt Ltd
 Motilal Oswal Financial Services Limited[^]

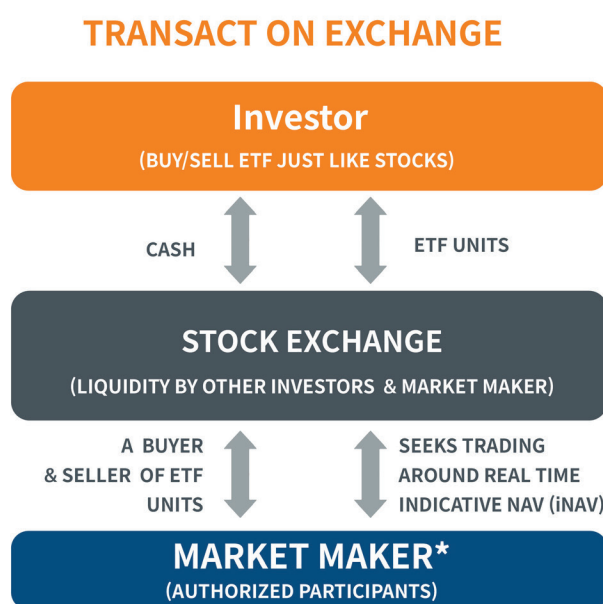
Others
 Live iNav is updated on Mirae Asset Mutual Fund website.
 NSE Symbol: NEX50
 BSE Code: 542922
 Bloomberg Code: NEX50 IN Equity
 Reuters Code: MIRA.NS

Expense Ratio: 0.06%

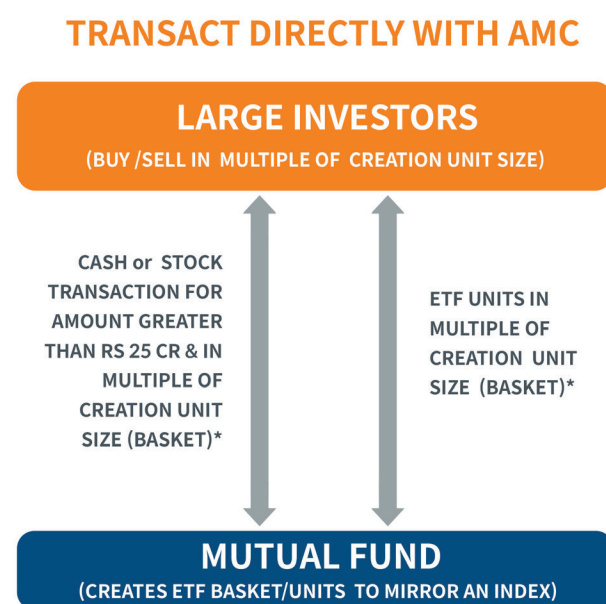
Portfolio Top 10 Holdings	
Equity Shares	
Vedanta Ltd.	5.20%
Tata Motors Ltd.	3.86%
TVS Motor Company Ltd.	3.69%
Divi's Laboratories Ltd.	3.53%
Hindustan Aeronautics Ltd.	3.09%
Britannia Industries Ltd.	2.99%
Tata Power Company Ltd.	2.96%
Adani Power Ltd.	2.91%
Cummins India Ltd.	2.84%
Avenue Supermarts Ltd.	2.72%
Other Equities	66.10%
Equity Holding Total	99.89%
Cash & Other Receivables	0.11%
Total	100.00%



How to Trade in ETF ?



* Market Makers are assigned by the AMC to provide continuous liquidity on the exchange around real time NAV (iNAV). They provide both buy and sell quotes.



*Creation unit (basket) is the minimum portfolio size which the ETF deploy in the stocks of underlying index to create a replicable portfolio.

As per SEBI Regulation, from 1st July 2022 onwards, minimum purchase order for the transaction through AMC need to be greater than Rs. 25Cr. This limit doesn't apply to Employee Provident Fund Organisation, Recognized Provident Funds, Approved Gratuity Funds and Approved Superannuation Funds under Income Tax Act, 1961

Performance Report

Period	Mirae Asset Nifty Next 50 ETF	Scheme Benchmark*	Additional Benchmark**
Last 1 Year	-3.39%	-3.33%	-6.01%
Last 3 Years	17.61%	17.78%	8.14%
Last 5 Years	12.78%	12.98%	9.05%
Since Inception	13.00%	13.44%	10.55%
Value of Rs. 10000 invested Since Inception	₹21,299	₹21,816	₹18,600
NAV as on 31 st March, 2026	₹620.9508		
Index Value 31 st March, 2026		Index Value of Scheme Benchmark is ₹87,002.3100 and BSE Sensex (TRI) is ₹1,12,988.4783	
Allotment Date	24 th January 2020		
Scheme Benchmark	*Nifty Next 50 Index (TRI)		
Additional Benchmark	**BSE Sensex (TRI)		

Fund Managers : Ms. Ekta Gala (since December 28, 2020), Mr. Ritesh Patel (since March 12, 2025)
 Note: Returns (%) for less than 1 year calculated on simple annualized basis, others are CAGR- Compounded Annualized Growth returns.
 Latest available NAV has been taken for return calculation wherever applicable

Past Performance may or may not be sustained in future.

Note: For computation of since inception returns (%) the allotment NAV has been taken as ₹291.5380

Note:1. The reference and details provided here in are of Regular Plan - Growth Option

[^]Pursuant to notice cum addendum no. 25/2026, a Market Maker has been added w.e.f March 25, 2026.

The performance of other funds managed by the same fund manager is given in the respective page of the schemes and on page No. 108, 109, 110, 111, 112, 114, 115, 116, 117, 118, 119, 120, 121, 122

MIRAE ASSET NIFTY FINANCIAL SERVICES ETF

NSE Symbol: BFSI , BSE Scrip Code: 543323

(Exchange Traded Fund (ETF) - An open ended scheme replicating/tracking Nifty Financial Services Total Return Index)

Monthly Factsheet as on 31 March, 2026

Fund Information	
Fund Managers :	Ms. Ekta Gala Mr. Ritesh Patel
Allotment Date :	30 th July 2021
Benchmark:	Nifty Financial Services Total Return Index (TRI)
Net AUM (Cr.)	391.4753
Tracking Error Value ~ 1 Year Tracking Error is	0.05%
Exit Load:	Please refer page no.85
Plan Available:	The Scheme does not offer any Plans/Options for investment

Minimum Investment Amount

Market Maker: Application for subscription of Units directly with the Fund in Creation Unit Size at NAV based prices in exchange of Portfolio Deposit and Cash Component.

Large Investors: Minimum amount of ₹25 crores for transacting directly with the AMC.

Other investors (including Market Maker, Large Investors and Regulated Entities): Units of the Scheme can be subscribed (in lots of 1 Unit) during the trading hours on all trading days on the NSE and BSE on which the Units are listed.

On exchange (in multiple of 1 units) Directly with AMC (in multiple of 3,00,000 units)

Net Asset Value (NAV)	
₹	24.3018 (Per Unit)

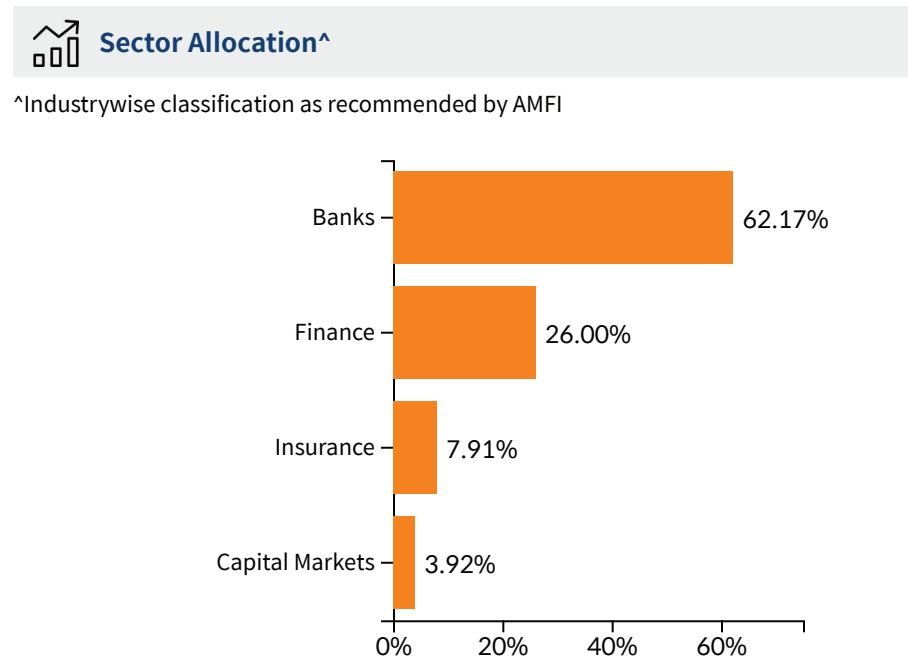
Market Makers	
Mirae Asset Capital Markets (India) Private Limited	East India Securities Limited
Kanjalochna Finserve Private Limited	Parwati Capital Market Private Limited
Vaibhav Stock & Derivatives Broking Private Limited	IRage Broking Services LLP
Junomoneta Finsol Pvt Ltd	Motilal Oswal Financial Services Limited*

Others	
Live iNav is updated on Mirae Asset Mutual Fund website.	
NSE Symbol: BFSI	
BSE Code: 543323	
Bloomberg Code: BFSI IN Equity	
Reuters Code: MIRA.NS	

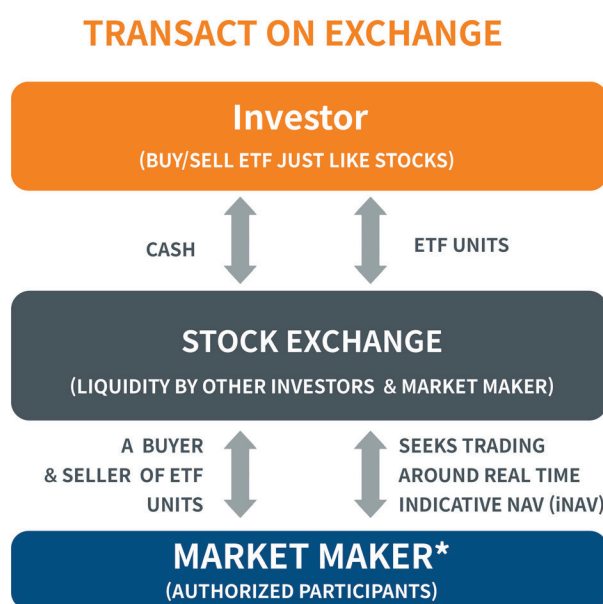
Expense Ratio: 0.13%	
----------------------	--

Expense Ratio: 0.13%	
----------------------	--

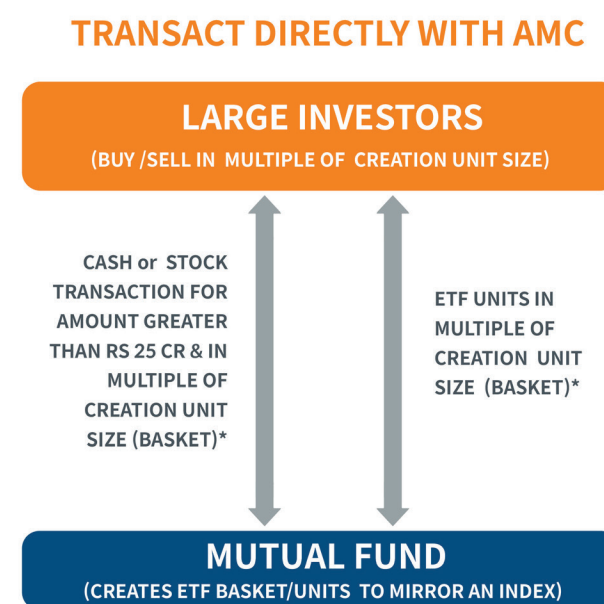
Portfolio Top 10 Holdings	
Equity Shares	
HDFC Bank Ltd.	18.92%
ICICI Bank Ltd.	14.05%
Axis Bank Ltd.	10.01%
State Bank of India	9.89%
Kotak Mahindra Bank Ltd.	9.31%
Bajaj Finance Ltd.	7.67%
Shriram Finance Ltd.	4.37%
BSE Ltd.	3.92%
Bajaj Finserv Ltd.	3.37%
SBI Life Insurance Co. Ltd.	2.86%
Other Equities	15.64%
Equity Holding Total	100.01%
Cash & Other Receivables	-0.01%
Total	100.00%



How to Trade in ETF ?



* Market Makers are assigned by the AMC to provide continuous liquidity on the exchange around real time NAV (iNAV). They provide both buy and sell quotes.



*Creation unit (basket) is the minimum portfolio size which the ETF deploy in the stocks of underlying index to create a replicable portfolio.

As per SEBI Regulation, from 1st July 2022 onwards, minimum purchase order for the transaction through AMC need to be greater than Rs. 25Cr. This limit doesn't apply to Employee Provident Fund Organisation, Recognized Provident Funds, Approved Gratuity Funds and Approved Superannuation Funds under Income Tax Act, 1961

Performance Report

Period	Mirae Asset Nifty Financial Services ETF	Scheme Benchmark*	Additional Benchmark**
Last 1 Year	-5.43%	-5.26%	-6.01%
Last 3 Years	10.15%	10.30%	8.14%
Since Inception	8.69%	8.84%	8.17%
Value of Rs. 10000 invested Since Inception	₹14,756	₹14,856	₹14,431
NAV as on 31 st March, 2026	₹24.3018		
Index Value 31 st March, 2026	Index Value of Scheme Benchmark is ₹29,861.6700 and BSE Sensex (TRI) is ₹1,12,988.4783		
Allotment Date	30 th July 2021		
Scheme Benchmark	*Nifty Financial Services Total Return Index (TRI)		
Additional Benchmark	**BSE Sensex (TRI)		

Fund Managers : Ms. Ekta Gala (since July 30, 2021), Mr. Ritesh Patel (since March 12, 2025)
Note: Returns (%) for less than 1 year calculated on simple annualized basis, others are CAGR- Compounded Annualized Growth returns.
Latest available NAV has been taken for return calculation wherever applicable

Past Performance may or may not be sustained in future.

Note: For computation of since inception returns (%) the allotment NAV has been taken as ₹16.4690

Note:1. The reference and details provided here in are of Regular Plan - Growth Option

[^]Pursuant to notice cum addendum no. 25/2026, a Market Maker has been added w.e.f March 25, 2026.

The performance of other funds managed by the same fund manager is given in the respective page of the schemes and on page No. 108, 109, 110, 111, 112, 114, 115, 116, 117, 118, 119, 120, 121, 122

MIRAE ASSET NIFTY INDIA MANUFACTURING ETF

NSE Symbol: MAKEINDIA, BSE Scrip Code: 543454

(Exchange Traded Fund (ETF) - An open ended scheme replicating/tracking Nifty India Manufacturing Total Return Index)

Monthly Factsheet as on 31 March, 2026

Fund Information	
Fund Managers@ :	Ms. Ekta Gala Mr. Vishal Singh
Allotment Date :	27 th January 2022
Benchmark:	Nifty India Manufacturing Index (TRI)
Net AUM (Cr.)	226.9703
Tracking Error Value ~ 1 Year Tracking Error is	0.07%
Exit Load:	Please refer page no.86
Plan Available:	The Scheme does not offer any Plans/Options for investment

Minimum Investment Amount

Market Maker: Application for subscription of Units directly with the Fund in Creation Unit Size at NAV based prices in exchange of Portfolio Deposit and Cash Component.

Large Investors: Minimum amount of ₹25 crores for transacting directly with the AMC.

Other investors (including Market Maker, Large Investors and Regulated Entities): Units of the Scheme can be subscribed (in lots of 1 Unit) during the trading hours on all trading days on the NSE and BSE on which the Units are listed.

On exchange in multiples of 1 units Directly with AMC (in multiples of 50,000 units)

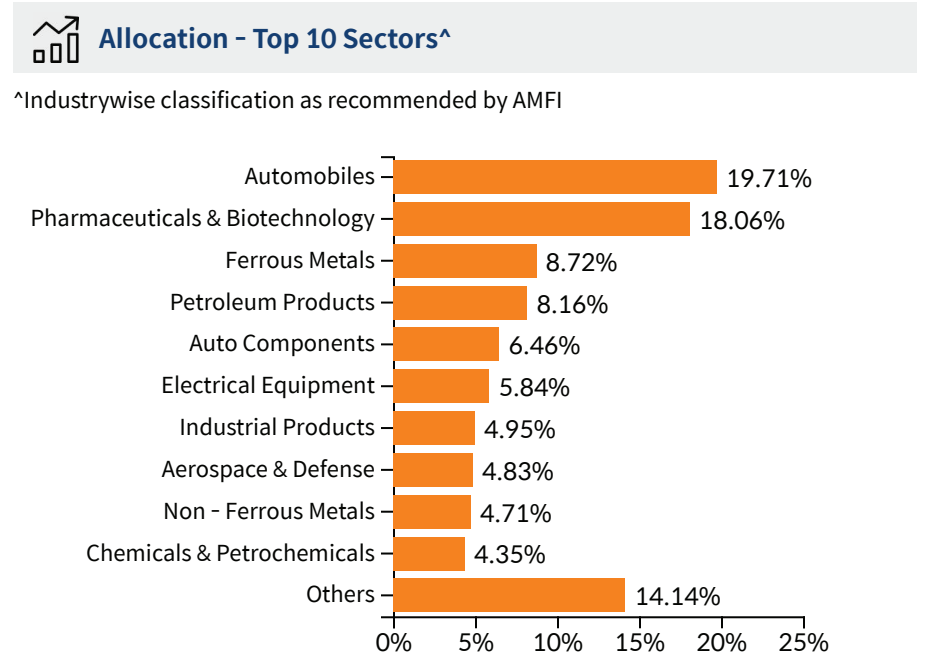
Net Asset Value (NAV)	
₹	142.3437 (Per Unit)

Market Makers	
Mirae Asset Capital Markets (India) Private Limited	East India Securities Limited
Kanjalochna Finsolve Private Limited	Parwati Capital Market Private Limited
Vaibhav Stock & Derivatives Broking Private Limited	IRage Broking Services LLP
Junomoneta Finsol Pvt Ltd	Motilal Oswal Financial Services Limited ^d

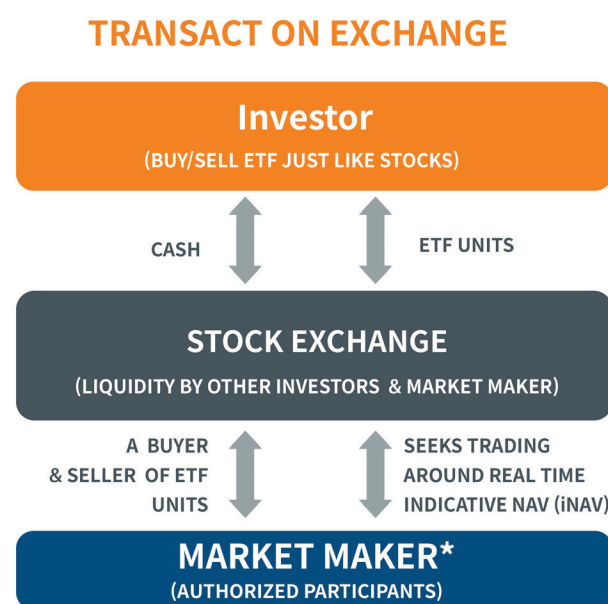
Others	
Live iNav is updated on Mirae Asset Mutual Fund website.	
NSE Symbol: MAKEINDIA	
BSE Code: 543454	
Bloomberg Code: MAKEINDIA IN Equity	
Reuters Code: MIRA.NS	

Expense Ratio: 0.42%	
----------------------	--

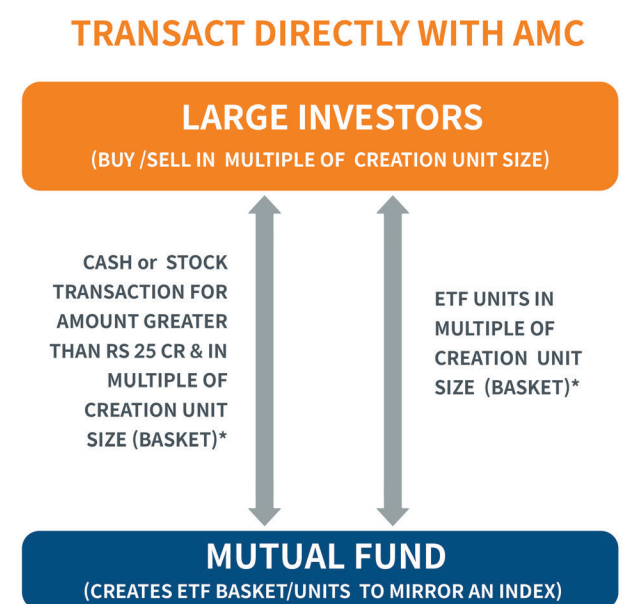
Portfolio Top 10 Holdings	
Equity Shares	
Sun Pharmaceutical Industries Ltd.	5.11%
Mahindra & Mahindra Ltd.	4.97%
Reliance Industries Ltd.	4.85%
Maruti Suzuki India Ltd.	4.62%
Tata Steel Ltd.	4.53%
Hindalco Industries Ltd.	3.66%
Bharat Electronics Ltd.	3.31%
Vedanta Ltd.	3.18%
JSW Steel Ltd.	3.01%
Bajaj Auto Ltd.	2.78%
Other Equities	59.91%
Equity Holding Total	99.93%
Cash & Other Receivables	0.07%
Total	100.00%



How to Trade in ETF ?



* Market Makers are assigned by the AMC to provide continuous liquidity on the exchange around real time NAV (iNAV). They provide both buy and sell quotes.



*Creation unit (basket) is the minimum portfolio size which the ETF deploy in the stocks of underlying index to create a replicable portfolio.

As per SEBI Regulation, from 1st July 2022 onwards, minimum purchase order for the transaction through AMC need to be greater than Rs. 25Cr. This limit doesn't apply to Employee Provident Fund Organisation, Recognized Provident Funds, Approved Gratuity Funds and Approved Superannuation Funds under Income Tax Act, 1961

Performance Report			
Period	Mirae Asset Nifty India Manufacturing ETF	Scheme Benchmark*	Additional Benchmark**
Last 1 Year	7.39%	7.94%	-6.01%
Last 3 Years	21.04%	21.67%	8.14%
Since Inception	15.61%	16.19%	6.91%
Value of Rs. 10000 invested Since Inception	₹18,325	₹18,710	₹13,216
NAV as on 31 st March, 2026	₹142.3437		
Index Value 31 st March, 2026		Index Value of Scheme Benchmark is ₹18,324.9400 and BSE Sensex (TRI) is ₹1,12,988.4783	
Allotment Date	27 th January 2022		
Scheme Benchmark		*Nifty India Manufacturing Index (TRI)	
Additional Benchmark		**BSE Sensex (TRI)	

Fund Managers : Ms. Ekta Gala (since January 27, 2022), Mr. Vishal Singh[@] (since March 25, 2026)
Note: Returns (%) for less than 1 year calculated on simple annualized basis, others are CAGR- Compounded Annualized Growth returns.
Latest available NAV has been taken for return calculation wherever applicable

Past Performance may or may not be sustained in future.

Note: For computation of since inception returns (%) the allotment NAV has been taken as ₹77.6760

Note: 1. The reference and details provided here in are of Regular Plan - Growth Option

[^]Pursuant to notice cum addendum no. 25/2026, a Market Maker has been added w.e.f March 25, 2026.

[@]Pursuant to notice cum addendum no. 25/2026, Fund Manager of the scheme has been changed with effect from March 25, 2026.

The performance of other funds managed by the same fund manager is given in the respective page of the schemes and on page No. 108, 109, 110, 111, 112, 114, 115, 116, 117, 118, 119, 120, 121, 122

MIRAE ASSET NIFTY MIDCAP 150 ETF

NSE Symbol: MIDCAPETF, BSE Scrip Code: 543481

(Exchange Traded Fund (ETF) - An open ended scheme replicating/tracking Nifty Midcap 150 Total Return Index)

Monthly Factsheet as on 31 March, 2026

Fund Information	
Fund Managers :	Ms. Ekta Gala Mr. Ritesh Patel
Allotment Date :	9 th March 2022
Benchmark:	Nifty Midcap 150 Index (TRI)
Net AUM (Cr.)	1,426.7197
Tracking Error Value ~ 1 Year Tracking Error is	0.05%
Exit Load:	Please refer page no.86
Plan Available:	The Scheme does not offer any Plans/Options for investment

Minimum Investment Amount

Market Maker: Application for subscription of Units directly with the Fund in Creation Unit Size at NAV based prices in exchange of Portfolio Deposit and Cash Component.

Large Investors: Minimum amount of ₹25 crores for transacting directly with the AMC.

Other investors (including Market Maker, Large Investors and Regulated Entities): Units of the Scheme can be subscribed (in lots of 1 Unit) during the trading hours on all trading days on the NSE and BSE on which the Units are listed.

On exchange In multiple of 1 units Directly with AMC
In multiple of 4,00,000 units

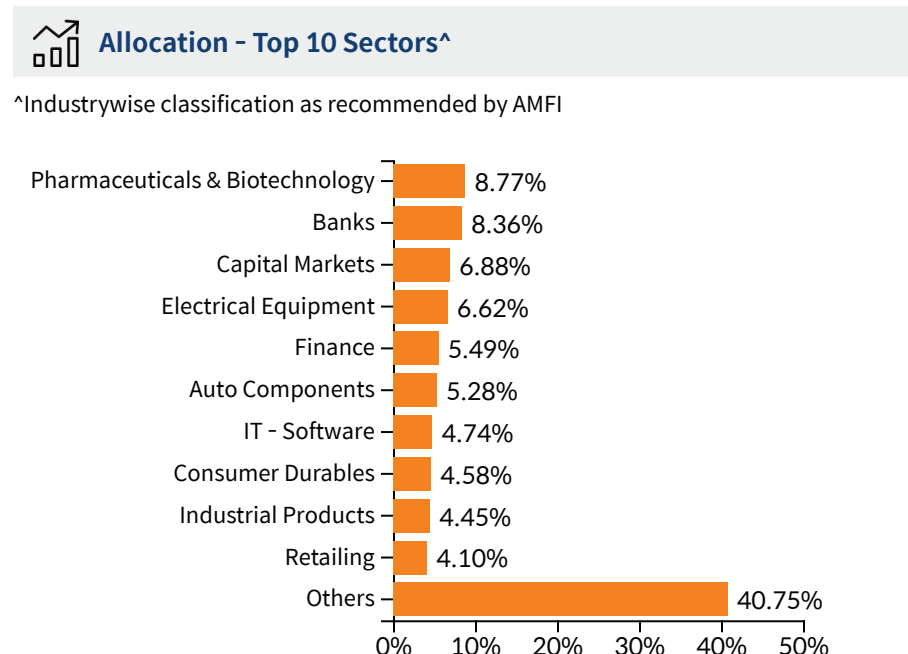
Net Asset Value (NAV)	
₹	19.8123 (Per Unit)

Market Makers	
Mirae Asset Capital Markets (India) Private Limited	East India Securities Limited
Kanjalochna Finserve Private Limited	Parwati Capital Market Private Limited
Vaibhav Stock & Derivatives Broking Private Limited	IRage Broking Services LLP
Junomoneta Finsol Pvt Ltd	Motilal Oswal Financial Services Limited*

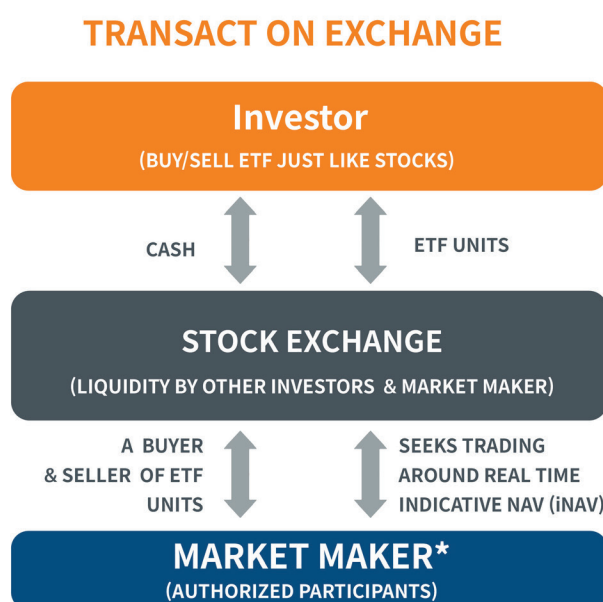
Others	
Live iNav is updated on Mirae Asset Mutual Fund website.	
NSE Symbol: MIDCAPETF	
BSE Code: 543481	
Bloomberg Code: MIDCAPETF IN Equity	
Reuters Code: MIRA.NS	

Expense Ratio: 0.06%	
----------------------	--

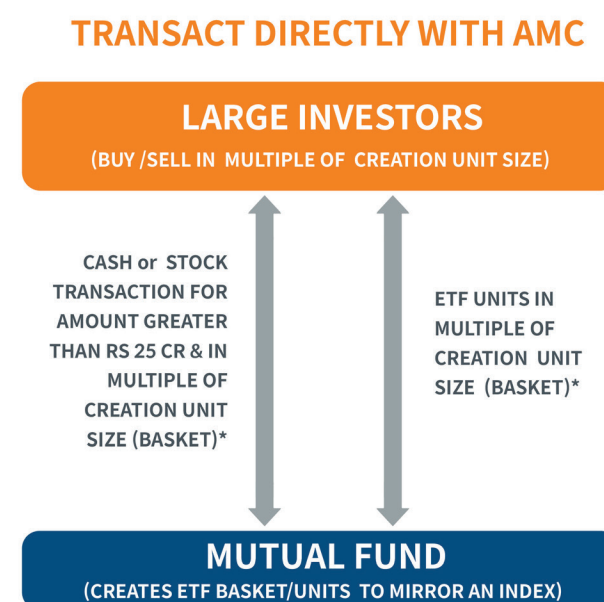
Portfolio Top 10 Holdings	
Equity Shares	
BSE Ltd.	3.17%
Hero MotoCorp Ltd.	1.90%
The Federal Bank Ltd.	1.84%
Multi Commodity Exchange of India Ltd.	1.76%
Lupin Ltd.	1.62%
Indus Towers Ltd.	1.56%
Persistent Systems Ltd.	1.53%
IndusInd Bank Ltd.	1.43%
PB Fintech Ltd.	1.40%
Suzlon Energy Ltd.	1.39%
Other Equities	82.42%
Equity Holding Total	100.02%
Cash & Other Receivables	-0.02%
Total	100.00%



How to Trade in ETF ?



* Market Makers are assigned by the AMC to provide continuous liquidity on the exchange around real time NAV (iNAV). They provide both buy and sell quotes.



*Creation unit (basket) is the minimum portfolio size which the ETF deploy in the stocks of underlying index to create a replicable portfolio.

As per SEBI Regulation, from 1st July 2022 onwards, minimum purchase order for the transaction through AMC need to be greater than Rs. 25Cr. This limit doesn't apply to Employee Provident Fund Organisation, Recognized Provident Funds, Approved Gratuity Funds and Approved Superannuation Funds under Income Tax Act, 1961

Performance Report

Period	Mirae Asset Nifty Midcap 150 ETF	Scheme Benchmark*	Additional Benchmark**
Last 1 Year	2.22%	2.27%	-6.01%
Last 3 Years	20.21%	20.32%	8.14%
Since Inception	17.08%	17.27%	8.31%
Value of Rs. 10000 invested Since Inception	₹18,979	₹19,103	₹13,832
NAV as on 31 st March, 2026	₹19.8123		
Index Value 31 st March, 2026		Index Value of Scheme Benchmark is ₹24,753.2100 and BSE Sensex (TRI) is ₹1,12,988.4783	
Allotment Date	9 th March 2022		
Scheme Benchmark		*Nifty Midcap 150 Index (TRI)	
Additional Benchmark		**BSE Sensex (TRI)	

Fund Managers : Ms. Ekta Gala (since March 09, 2022), Mr. Ritesh Patel (since March 12, 2025)
Note: Returns (%) for less than 1 year calculated on simple annualized basis, others are CAGR- Compounded Annualized Growth returns.
Latest available NAV has been taken for return calculation wherever applicable

Past Performance may or may not be sustained in future.

Note: For computation of sinceinception returns (%) the allotment NAV has been taken as ₹10.4390
Note:1. The reference and details provided herein are of Regular Plan - Growth Option

[^]Pursuant to notice cum addendum no. 25/2026, a Market Maker has been added w.e.f March 25, 2024.

The performance of other funds managed by the same fund manager is given in the respective page of the schemes and on page No. 108, 109, 110, 111, 112, 114, 115, 116, 117, 118, 119, 120, 121, 122

MIRAE ASSET NIFTY 100 LOW VOLATILITY 30 ETF

NSE Symbol: LOWVOL , BSE Scrip Code: 543858

(Exchange Traded Fund (ETF) - An open ended scheme replicating/tracking Nifty 100 Low Volatility 30 Total Return Index)

Monthly Factsheet as on 31 March, 2026

Fund Information	
Fund Managers :	Ms. Ekta Gala Mr. Akshay Udeshi
Allotment Date :	24 th March 2023
Benchmark:	Nifty 100 Low Volatility 30 (TRI)
Net AUM (Cr.)	43.3224
Tracking Error Value ~ 1 Year Tracking Error is	0.07%
Exit Load:	Please refer page no.86
Plan Available:	The Scheme does not offer any Plans/Options for investment

Minimum Investment Amount

Market Maker: Application for subscription of Units directly with the Fund in Creation Unit Size at NAV based prices in exchange of Portfolio Deposit and Cash Component.

Large Investors: Minimum amount of ₹25 crores for transacting directly with the AMC.

Other investors (including Market Maker, Large Investors and Regulated Entities): Units of the Scheme can be subscribed (in lots of 1 Unit) during the trading hours on all trading days on the NSE and BSE on which the Units are listed.

On exchange in multiple of 1 unit With AMC in multiples of 30,000 units

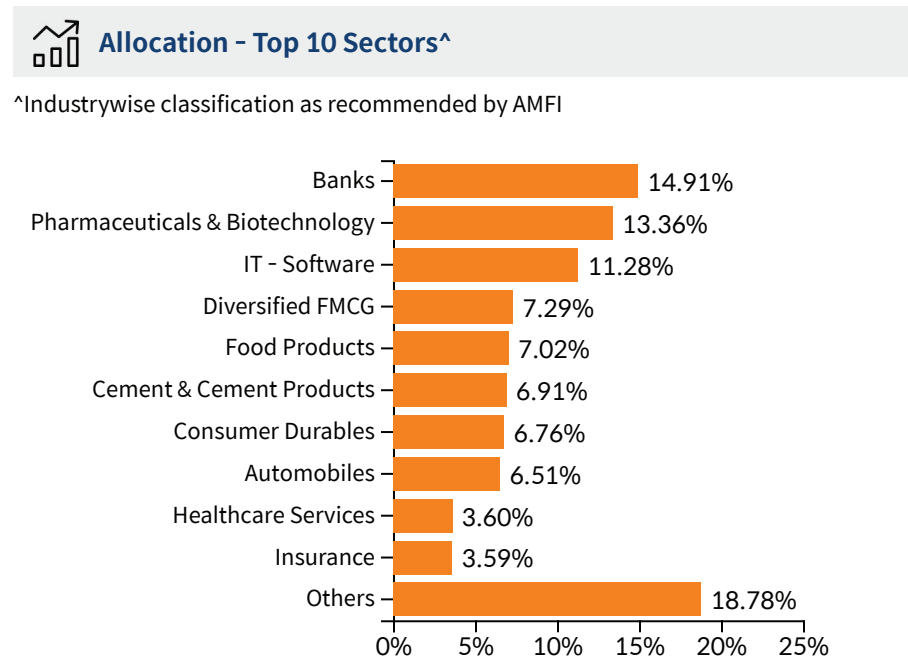
Net Asset Value (NAV)	
₹	187.2790 (Per Unit)

Market Makers	
Mirae Asset Capital Markets (India) Private Limited	East India Securities Limited
Kanjalochna Finserve Private Limited	Parwati Capital Market Private Limited
Vaibhav Stock & Derivatives Broking Private Limited	IRage Broking Services LLP
Junomoneta Finsol Pvt Ltd	Motilal Oswal Financial Services Limited*

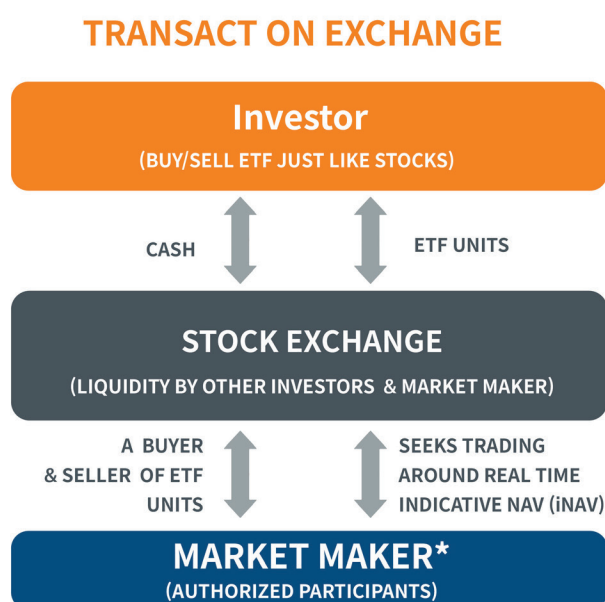
Others	
Live iNav is updated on Mirae Asset Mutual Fund website.	
NSE Symbol: LOWVOL	
BSE Code: 543858	
Bloomberg Code: LOWVOL IN Equity	
Reuters Code: MIRA.NS	

Expense Ratio: 0.34%	
----------------------	--

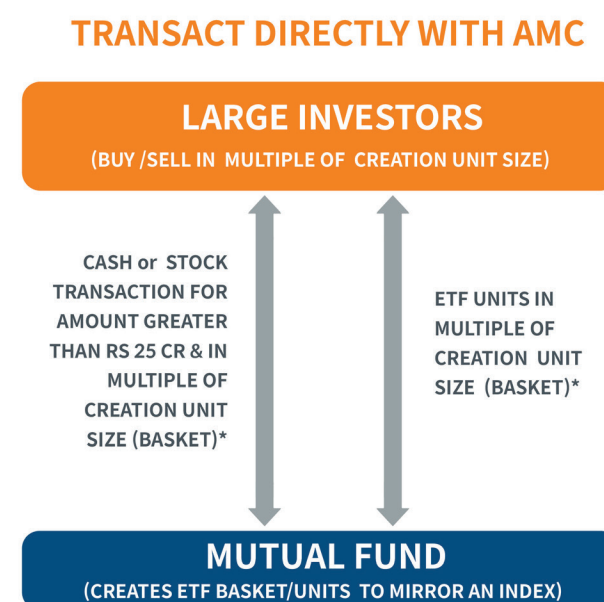
Portfolio Top 10 Holdings	
Equity Shares	
HDFC Bank Ltd.	4.40%
ICICI Bank Ltd.	3.96%
Ultratech Cement Ltd.	3.90%
Hindustan Unilever Ltd.	3.73%
Apollo Hospitals Enterprise Ltd.	3.60%
SBI Life Insurance Co. Ltd.	3.59%
Titan Company Ltd.	3.58%
ITC Ltd.	3.57%
Nestle India Ltd.	3.56%
Bharti Airtel Ltd.	3.55%
Other Equities	62.57%
Equity Holding Total	100.01%
Cash & Other Receivables	-0.01%
Total	100.00%



How to Trade in ETF ?



* Market Makers are assigned by the AMC to provide continuous liquidity on the exchange around real time NAV (iNAV). They provide both buy and sell quotes.



*Creation unit (basket) is the minimum portfolio size which the ETF deploy in the stocks of underlying index to create a replicable portfolio.

As per SEBI Regulation, from 1st July 2022 onwards, minimum purchase order for the transaction through AMC need to be greater than Rs. 25Cr. This limit doesn't apply to Employee Provident Fund Organisation, Recognized Provident Funds, Approved Gratuity Funds and Approved Superannuation Funds under Income Tax Act, 1961

Performance Report

Period	Mirae Asset Nifty 100 Low Volatility 30 ETF	Scheme Benchmark*	Additional Benchmark**
Last 1 Year	-1.90%	-1.51%	-3.99%
Last 3 Years	12.97%	13.37%	10.02%
Since Inception	13.45%	13.88%	10.84%
Value of Rs. 10000 invested Since Inception	₹14,641	₹14,811	₹13,646
NAV as on 31 st March, 2026	₹187.2790		
Index Value 31 st March, 2026		Index Value of Scheme Benchmark is ₹25,605.7600 and Nifty 50 Index (TRI) is ₹33,655.4300	
Allotment Date	24 th March 2023		
Scheme Benchmark		*Nifty 100 Low Volatility 30 (TRI)	
Additional Benchmark		**Nifty 50 Index (TRI)	

Fund Managers : Ms. Ekta Gala (since March 24, 2023), Mr. Akshay Udeshi (since March 12, 2025)
Note: Returns (%) for less than 1 year calculated on simple annualized basis, others are CAGR- Compounded Annualized Growth returns.
Latest available NAV has been taken for return calculation wherever applicable

Past Performance may or may not be sustained in future.

Note: For computation of since inception returns (%) the allotment NAV has been taken as ₹127.9150

Note:1. The reference and details provided here in are of Regular Plan - Growth Option

*Pursuant to notice cum addendum no. 25/2026, a Market Maker has been added w.e.f March 25, 2026.

The performance of other funds managed by the same fund manager is given in the respective page of the schemes and on page No. 108, 109, 110, 111, 112, 114, 115, 116, 117, 118, 119, 120, 121, 122

MIRAE ASSET BSE SENSEX ETF*

Formerly Known as Mirae Asset S&P BSE Sensex ETF
NSE Symbol: SENSEXETF, BSE Scrip Code: 543999

(Exchange Traded Fund (ETF) - An open ended scheme replicating/tracking BSE Sensex Total Return Index)

Monthly Factsheet as on 31 March, 2026

Fund Information	
Fund Managers :	Ms. Ekta Gala Mr. Ritesh Patel
Allotment Date :	29 th September 2023
Benchmark:	BSE Sensex (TRI)
Net AUM (Cr.)	40,1564
Tracking Error Value ~ 1 Year Tracking Error is	0.02%
Exit Load:	Please refer page no.87
Plan Available:	The Scheme does not offer any Plans/Options for investment

Minimum Investment Amount
Market Maker: Application for subscription of Units directly with the Fund in Creation Unit Size at NAV based prices in exchange of Portfolio Deposit and Cash Component.

Large Investors: Minimum amount of ₹25 crores for transacting directly with the AMC.

Other investors (including Market Maker, Large Investors and Regulated Entities): Units of the Scheme can be subscribed (in lots of 1 Unit) during the trading hours on all trading days on the NSE and BSE on which the Units are listed.

On exchange in multiple of 1 unit With AMC in multiples of 1,00,000 Units

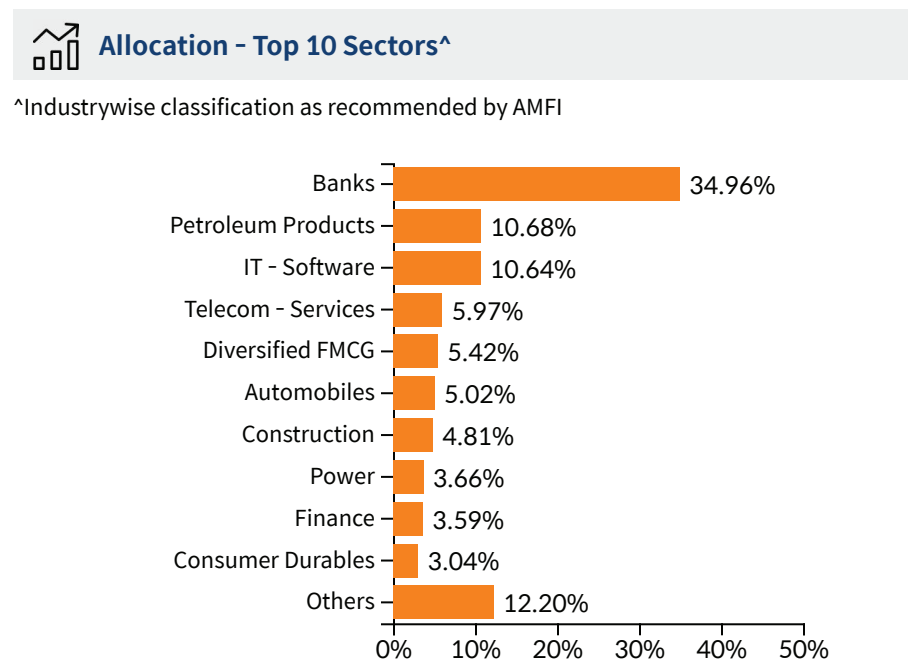
Net Asset Value (NAV)	
₹	73.7475 (Per Unit)

Market Makers	
Mirae Asset Capital Markets (India) Private Limited	East India Securities Limited
Kanjalochna Finserve Private Limited	Parwati Capital Market Private Limited
Vaibhav Stock & Derivatives Broking Private Limited	IRage Broking Services LLP
Junomoneta Finsol Pvt Ltd	Motilal Oswal Financial Services Limited*

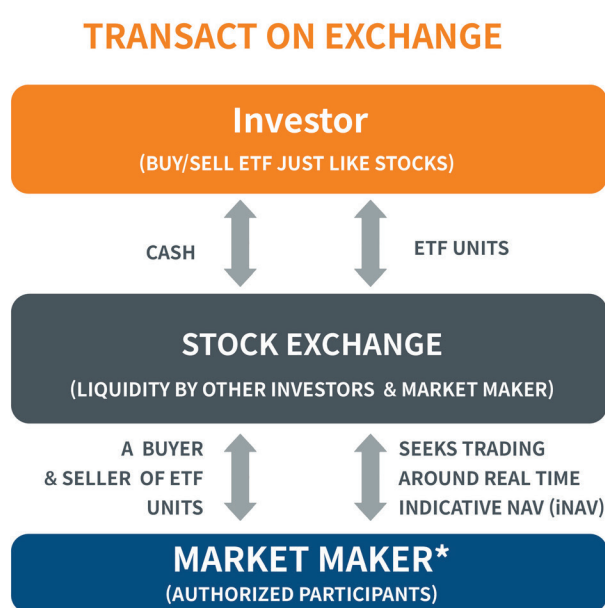
Others	
Live iNav is updated on Mirae Asset Mutual Fund website.	
NSE Symbol: SENSEXETF	
BSE Code: 543999	
Bloomberg Code: SENSEXETF IN Equity	
Reuters Code: MIRA.NS	

Expense Ratio: 0.05%	
----------------------	--

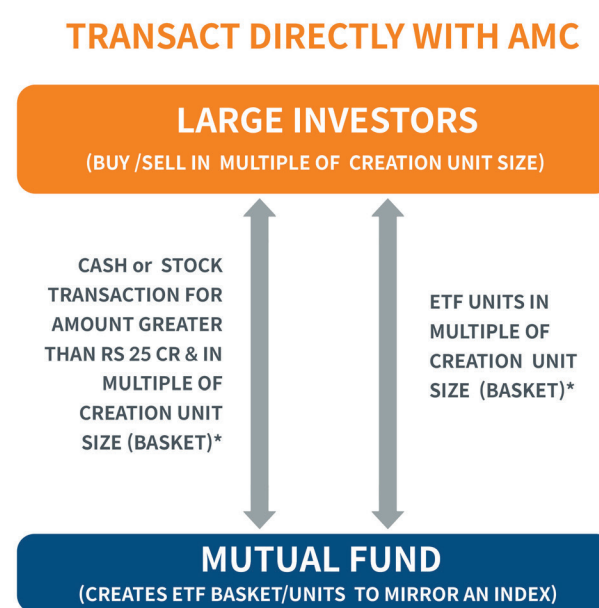
Portfolio Top 10 Holdings	
Equity Shares	
HDFC Bank Ltd.	13.10%
Reliance Industries Ltd.	10.68%
ICICI Bank Ltd.	10.13%
Bharti Airtel Ltd.	5.97%
Infosys Ltd.	5.12%
Larsen & Toubro Ltd.	4.81%
State Bank of India	4.78%
Axis Bank Ltd.	3.90%
ITC Ltd.	3.26%
Mahindra & Mahindra Ltd.	3.11%
Other Equities	35.13%
Equity Holding Total	99.99%
Cash & Other Receivables	0.01%
Total	100.00%



How to Trade in ETF ?



* Market Makers are assigned by the AMC to provide continuous liquidity on the exchange around real time NAV (iNAV). They provide both buy and sell quotes.



*Creation unit (basket) is the minimum portfolio size which the ETF deploy in the stocks of underlying index to create a replicable portfolio.

As per SEBI Regulation, from 1st July 2022 onwards, minimum purchase order for the transaction through AMC need to be greater than Rs. 25Cr. This limit doesn't apply to Employee Provident Fund Organisation, Recognized Provident Funds, Approved Gratuity Funds and Approved Superannuation Funds under Income Tax Act, 1961

Performance Report

Period	Mirae Asset BSE Sensex ETF*	Scheme Benchmark*	Additional Benchmark**
Last 1 Year	-6.07%	-6.01%	-3.99%
Since Inception	4.64%	4.73%	6.41%
Value of Rs. 10000 invested Since Inception	₹11,203	₹11,227	₹11,683
NAV as on 31st March, 2026	₹73.7475		
Index Value 31st March, 2026		Index Value of Scheme Benchmark is ₹1,12,988.4783 and Nifty 50 (TRI) is ₹33,655.4300	
Allotment Date	29 th September 2023		
Scheme Benchmark	*BSE Sensex (TRI)		
Additional Benchmark	**Nifty 50 (TRI)		

Fund Managers : Ms. Ekta Gala (since September 29, 2023), Mr. Ritesh Patel (since March 12, 2025)
Note: Returns (%) for less than 1 year calculated on simple annualized basis, others are CAGR- Compounded Annualized Growth returns.
Latest available NAV has been taken for return calculation wherever applicable

Past Performance may or may not be sustained in future.

Note: For computation of since inception returns (%) the allotment NAV has been taken as ₹65.8284

Note:1. The reference and details provided here in are of Regular Plan - Growth Option

* Pursuant to notice cum addendum no. 28/2024, the name of scheme of Mirae Asset Mutual Fund has been changed with effect from June 01, 2024.

[^]Pursuant to notice cum addendum no. 25/2026, a Market Maker has been added w.e.f March 25, 2026.

The performance of other funds managed by the same fund manager is given in the respective page of the schemes and on page No. 108, 109, 110, 111, 112, 114, 115, 116, 117, 118, 119, 120, 121, 122

MIRAE ASSET NIFTY 200 ALPHA 30 ETF

NSE Symbol: ALPHAETF, BSE Scrip Code: 544007

(Exchange Traded Fund (ETF) - An open ended scheme replicating/tracking Nifty 200 Alpha 30 Total Return Index)

Monthly Factsheet as on 31 March, 2026

Fund Information

Fund Managers :
Ms. Ekta Gala
Mr. Akshay Udeshi

Allotment Date : 20th October 2023

Benchmark: Nifty 200 Alpha 30 (TRI)

Net AUM (Cr.) 353.8026

Tracking Error Value ~ 0.22%
1 Year Tracking Error is

Exit Load: Please refer page no.87

Plan Available: The Scheme does not offer any Plans/Options for investment

Minimum Investment Amount
Market Maker: Application for subscription of Units directly with the Fund in Creation Unit Size at NAV based prices in exchange of Portfolio Deposit and Cash Component.

Large Investors: Minimum amount of ₹25 crores for transacting directly with the AMC.

Other investors (including Market Maker, Large Investors and Regulated Entities): Units of the Scheme can be subscribed (in lots of 1 Unit) during the trading hours on all trading days on the NSE and BSE on which the Units are listed.

On exchange in multiple of 1 unit With AMC in multiples of 2,00,000 Units

Net Asset Value (NAV)

₹ 22.0167 (Per Unit)

Market Makers

Mirae Asset Capital Markets (India) Private Limited
East India Securities Limited
Kanjalochna Finserve Private Limited
Parwati Capital Market Private Limited
Vaibhav Stock & Derivatives Broking Private Limited
IRage Broking Services LLP
Junomoneta Finsol Pvt Ltd
Motilal Oswal Financial Services Limited[^]

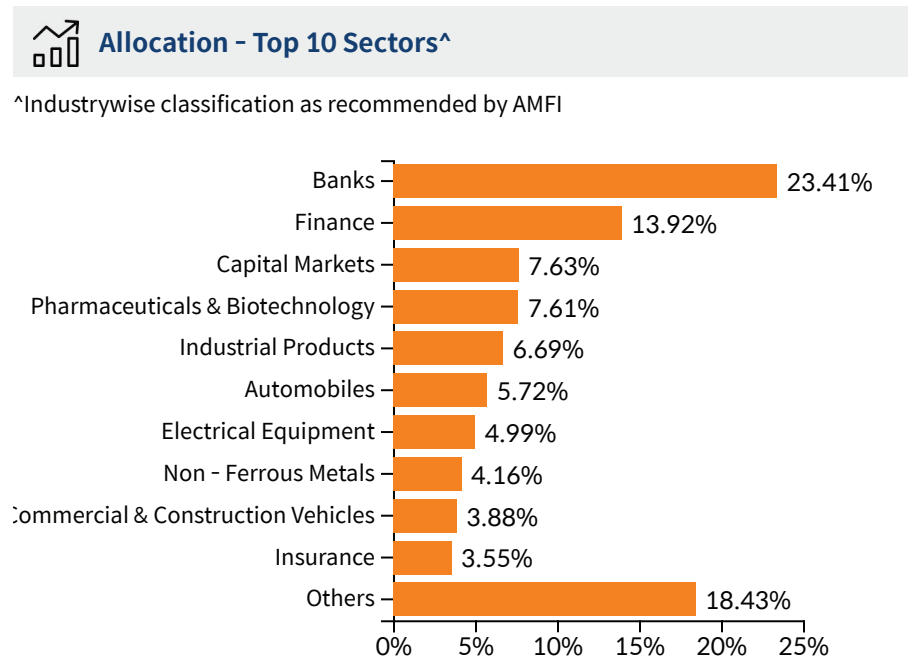
Others

Live iNav is updated on Mirae Asset Mutual Fund website.
NSE Symbol: ALPHAETF
BSE Code: 544007
Bloomberg Code: ALPHAETF IN Equity
Reuters Code: MIRA.NS

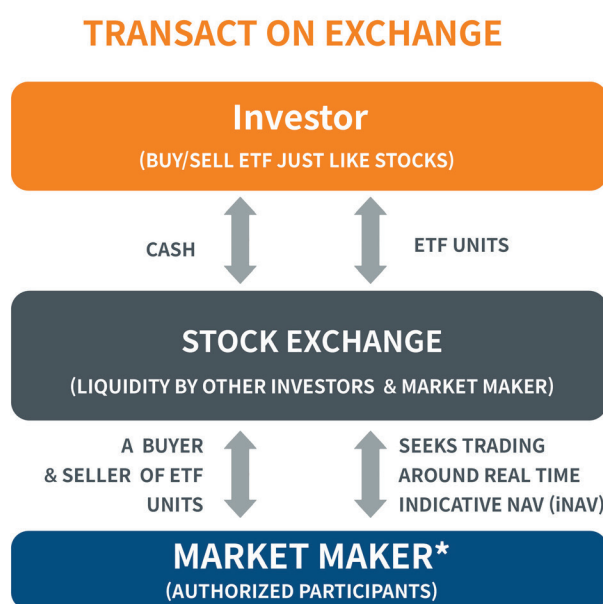
Expense Ratio: 0.47%

Portfolio Top 10 Holdings

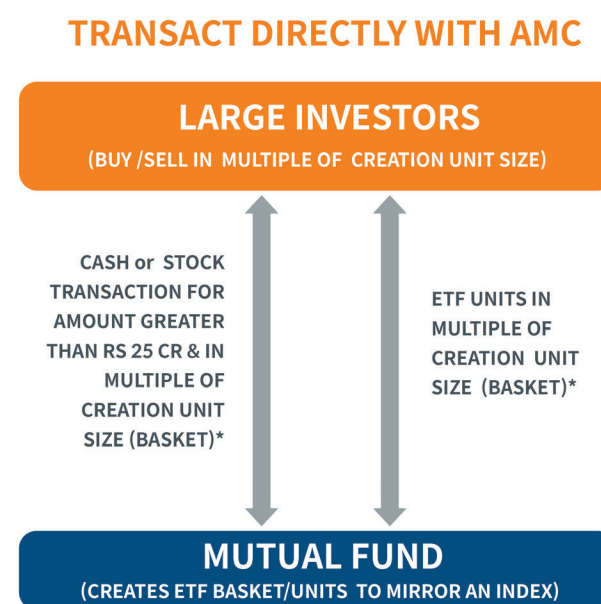
Equity Shares	Percentage
Multi Commodity Exchange of India Ltd.	5.09%
Hitachi Energy India Ltd.	4.99%
Aditya Birla Capital Ltd.	4.72%
Laurus Labs Ltd.	4.43%
L&T Finance Ltd.	4.22%
National Aluminium Company Ltd.	4.16%
Indian Bank	3.93%
Ashok Leyland Ltd.	3.88%
Canara Bank	3.83%
Max Financial Services Ltd.	3.55%
Other Equities	57.19%
Equity Holding Total	99.99%
Cash & Other Receivables	0.01%
Total	100.00%



How to Trade in ETF ?



* Market Makers are assigned by the AMC to provide continuous liquidity on the exchange around real time NAV (iNAV). They provide both buy and sell quotes.



*Creation unit (basket) is the minimum portfolio size which the ETF deploy in the stocks of underlying index to create a replicable portfolio.

As per SEBI Regulation, from 1st July 2022 onwards, minimum purchase order for the transaction through AMC need to be greater than Rs. 25Cr. This limit doesn't apply to Employee Provident Fund Organisation, Recognized Provident Funds, Approved Gratuity Funds and Approved Superannuation Funds under Income Tax Act, 1961

Performance Report

Period	Mirae Asset Nifty 200 Alpha 30 ETF	Scheme Benchmark*	Additional Benchmark**
Last 1 Year	-1.73%	-0.96%	-6.01%
Since Inception	10.91%	11.75%	5.11%
Value of Rs. 10000 invested Since Inception	₹12,883	₹13,124	₹11,297
NAV as on 31 st March, 2026	₹22.0167		
Index Value 31 st March, 2026	Index Value of Scheme Benchmark is ₹27,721.3600 and BSE Sensex (TRI) is ₹1,12,988.4783		
Allotment Date	20 th October 2023		
Scheme Benchmark	*Nifty 200 Alpha 30 (TRI)		
Additional Benchmark	**BSE Sensex (TRI)		

Fund Managers : Ms. Ekta Gala (since October 20, 2023), Mr. Akshay Udeshi (since March 12, 2025)
Note: Returns (%) for less than 1 year calculated on simple annualized basis, others are CAGR- Compounded Annualized Growth returns.
Latest available NAV has been taken for return calculation wherever applicable

Past Performance may or may not be sustained in future.

Note: For computation of since inception returns (%) the allotment NAV has been taken as ₹17.0896

Note:1. The reference and details provided here in are of Regular Plan - Growth Option

[^]Pursuant to notice cum addendum no. 25/2026, a Market Maker has been added w.e.f March 25, 2026.

The performance of other funds managed by the same fund manager is given in the respective page of the schemes and on page No. 108, 109, 110, 111, 112, 114, 115, 116, 117, 118, 119, 120, 121, 122

MIRAE ASSET NIFTY SMALLCAP 250 MOMENTUM QUALITY 100 ETF

NSE Symbol: SMALLCAP , BSE Scrip Code: 544130

(Exchange Traded Fund (ETF) - An open ended scheme replicating/tracking Nifty Smallcap 250 Momentum Quality 100 Total Return Index)

Monthly Factsheet as on 31 March, 2026

Fund Information	
Fund Managers :	Ms. Ekta Gala Mr. Akshay Udeshi
Allotment Date :	23 rd February 2024
Benchmark:	Nifty Smallcap 250 Momentum Quality 100 (TRI)
Net AUM (Cr.)	792.7541
Tracking Error Value ~ 1 Year Tracking Error is	0.13%
Exit Load:	Please refer page no.87
Plan Available:	The Scheme does not offer any Plans/Options for investment

Minimum Investment Amount

Market Maker: Application for subscription of Units directly with the Fund in Creation Unit Size at NAV based prices in exchange of Portfolio Deposit and Cash Component.

Large Investors: Minimum amount of ₹25 crores for transacting directly with the AMC.

Other investors (including Market Maker, Large Investors and Regulated Entities): Units of the Scheme can be subscribed (in lots of 1 Unit) during the trading hours on all trading days on the NSE and BSE on which the Units are listed.

On exchange in multiple of 1 unit With AMC In multiples of 2,00,000 units.

Net Asset Value (NAV)

₹ 37.6121 (Per Unit)

Market Makers

Mirae Asset Capital Markets (India) Private Limited
East India Securities Limited
Kanjalochna Finsolve Private Limited
Parwati Capital Market Private Limited
Vaibhav Stock & Derivatives Broking Private Limited
IRage Broking Services LLP
Junomoneta Finsol Pvt Ltd
Motilal Oswal Financial Services Limited*

Others

Live iNav is updated on Mirae Asset Mutual Fund website.

NSE Symbol: SMALLCAP

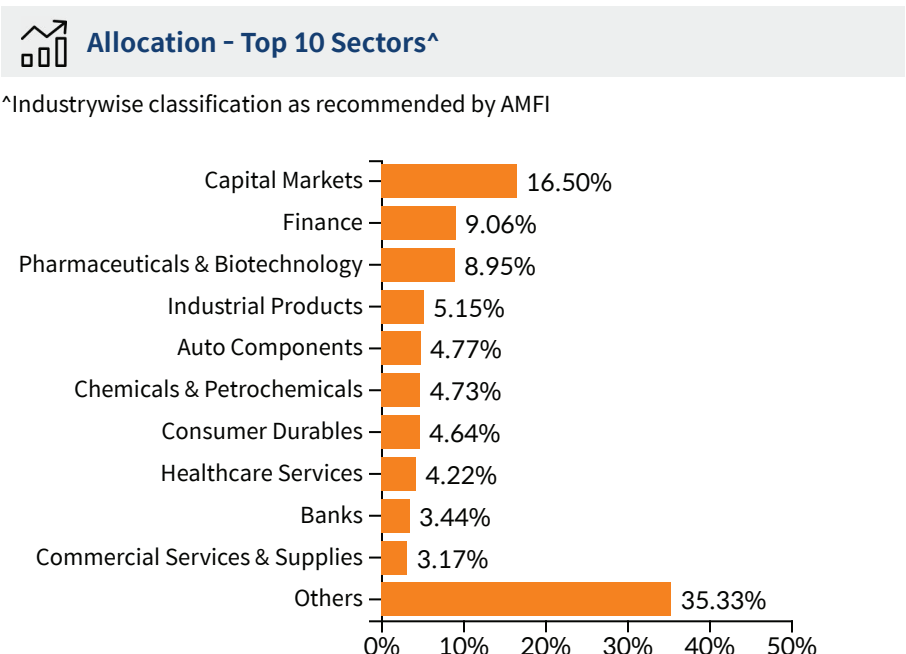
BSE Code: 544130

Bloomberg Code: MAS250MQ IN Equity

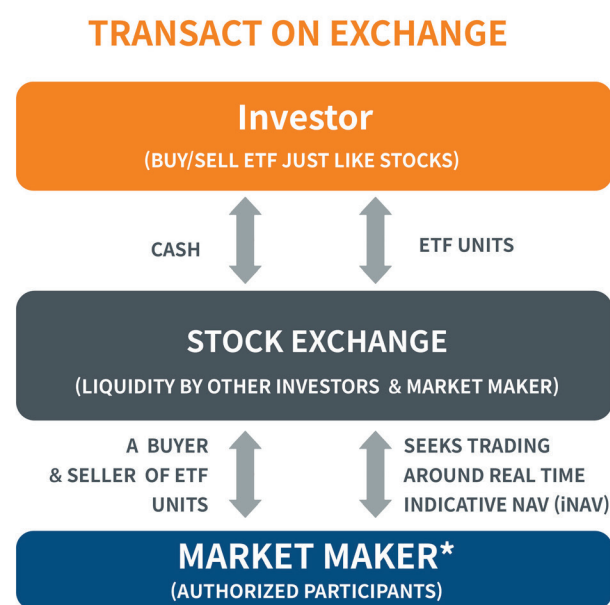
Reuters Code: MIRA.NS

Expense Ratio: 0.48%

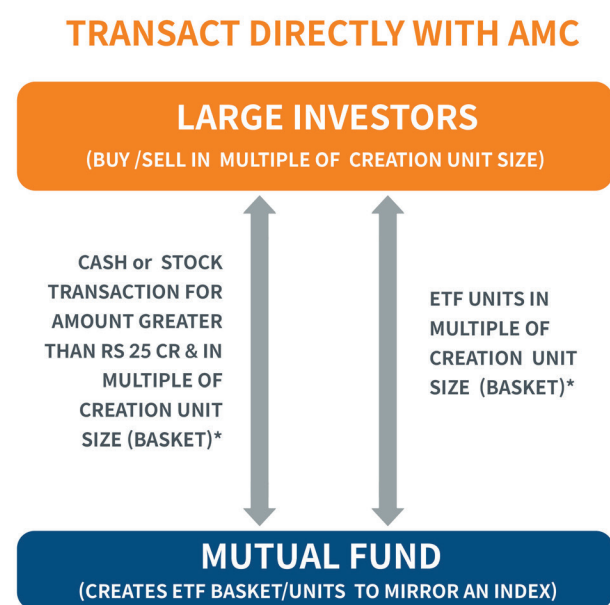
Portfolio Top 10 Holdings	
Equity Shares	
Multi Commodity Exchange of India Ltd.	3.76%
Navin Fluorine International Ltd.	3.71%
AnandRathi Wealth Ltd.	3.48%
Laurus Labs Ltd.	3.18%
City Union Bank Ltd.	2.86%
Radico Khaitan Ltd.	2.77%
Manappuram Finance Ltd.	2.66%
Central Depository Services (I) Ltd.	2.63%
Force Motors Ltd.	2.43%
Computer Age Management Services Ltd.	2.42%
Other Equities	70.06%
Equity Holding Total	99.96%
Cash & Other Receivables	0.04%
Total	100.00%



How to Trade in ETF ?



* Market Makers are assigned by the AMC to provide continuous liquidity on the exchange around real time NAV (iNAV). They provide both buy and sell quotes.



*Creation unit (basket) is the minimum portfolio size which the ETF deploy in the stocks of underlying index to create a replicable portfolio.

As per SEBI Regulation, from 1st July 2022 onwards, minimum purchase order for the transaction through AMC need to be greater than Rs. 25Cr. This limit doesn't apply to Employee Provident Fund Organisation, Recognized Provident Funds, Approved Gratuity Funds and Approved Superannuation Funds under Income Tax Act, 1961

Performance Report

Period	Mirae Asset Nifty Smallcap 250 Momentum Quality 100 ETF	Scheme Benchmark*	Additional Benchmark**
Last 1 Year	-10.69%	-10.18%	-3.99%
Since Inception	-8.08%	-7.36%	1.38%
Value of Rs. 10000 invested Since Inception	₹8,378	₹8,515	₹10,293
NAV as on 31st March, 2026	₹37.6121		
Index Value 31st March, 2026		Index Value of Scheme Benchmark is ₹50,402.1100 and Nifty 50 (TRI) is ₹33,655.4300	
Allotment Date	23 rd February 2024		
Scheme Benchmark		*Nifty Smallcap 250 Momentum Quality 100 (TRI)	
Additional Benchmark		**Nifty 50 (TRI)	

Fund Managers : Ms. Ekta Gala (since February 23, 2024), Mr. Akshay Udeshi (since March 12, 2025)
Note: Returns (%) for less than 1 year calculated on simple annualized basis, others are CAGR- Compounded Annualized Growth returns.
Latest available NAV has been taken for return calculation wherever applicable

Past Performance may or may not be sustained in future.

Note: For computation of since inception returns (%) the allotment NAV has been taken as ₹44.8919

Note:1. The reference and details provided here in are of Regular Plan - Growth Option

[^]Pursuant to notice cum addendum no. 25/2026, a Market Maker has been added w.e.f March 25, 2026.

The performance of other funds managed by the same fund manager is given in the respective page of the schemes and on page No. 108, 109, 110, 111, 112, 114, 115, 116, 117, 118, 119, 120, 121, 122

MIRAE ASSET NIFTY MIDSMALLCAP400 MOMENTUM QUALITY 100 ETF

NSE Symbol: MIDSMALL , BSE Scrip Code: 544180

(Exchange Traded Fund (ETF) - An open-ended scheme replicating/tracking Nifty MidSmallcap400 Momentum Quality 100 Total Return Index)

Monthly Factsheet as on 31 March, 2026

Fund Information	
Fund Managers :	Ms. Ekta Gala Mr. Akshay Udeshi
Allotment Date :	22 nd May 2024
Benchmark:	Nifty MidSmallcap400 Momentum Quality 100 (TRI)
Net AUM (Cr.)	371.9656
Tracking Error Value ~ 1 Year Tracking Error is	0.18%
Exit Load:	Please refer page no.88
Plan Available:	The Scheme does not offer any Plans/Options for investment

Minimum Investment Amount

Market Maker: Application for subscription of Units directly with the Fund in Creation Unit Size at NAV based prices in exchange of Portfolio Deposit and Cash Component.

Large Investors: Minimum amount of ₹25 crores for transacting directly with the AMC.

Other investors (including Market Maker, Large Investors and Regulated Entities): Units of the Scheme can be subscribed (in lots of 1 Unit) during the trading hours on all trading days on the NSE and BSE on which the Units are listed.

On exchange in multiple of 1 unit With AMC In multiples of 2,00,000 units

Net Asset Value (NAV)

₹ 42.8697 (Per Unit)

Market Makers

Mirae Asset Capital Markets (India) Private Limited
East India Securities Limited
Kanjalochna Finsolve Private Limited
Parwati Capital Market Private Limited
Vaibhav Stock & Derivatives Broking Private Limited
IRage Broking Services LLP
Junomoneta Finsol Pvt Ltd
Motilal Oswal Financial Services Limited*

Others

Live iNav is updated on Mirae Asset Mutual Fund website.

NSE Symbol: MIDSMALL

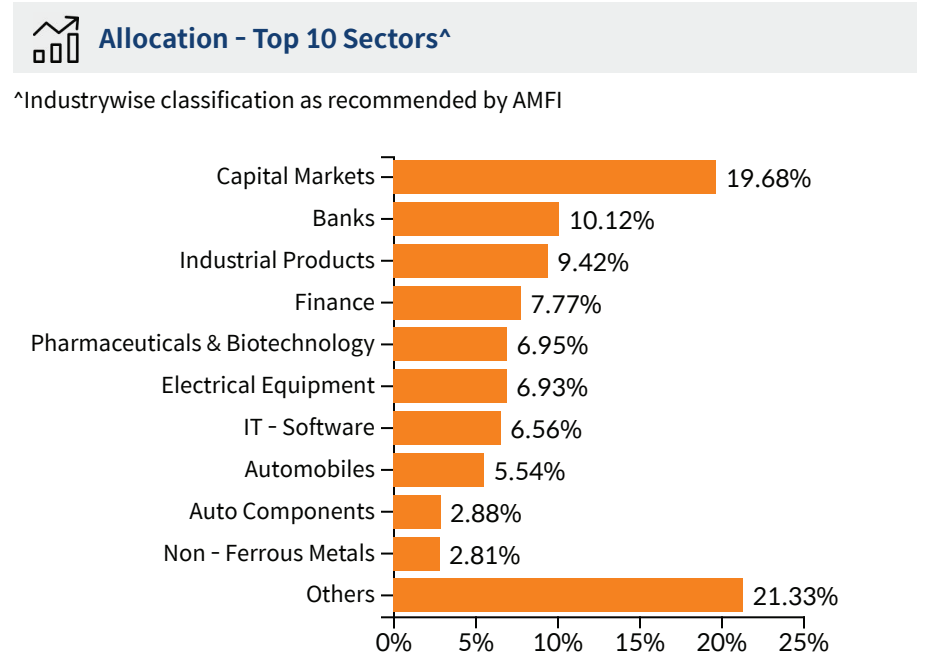
BSE Code: 544180

Bloomberg Code: MS400MQ IN Equity

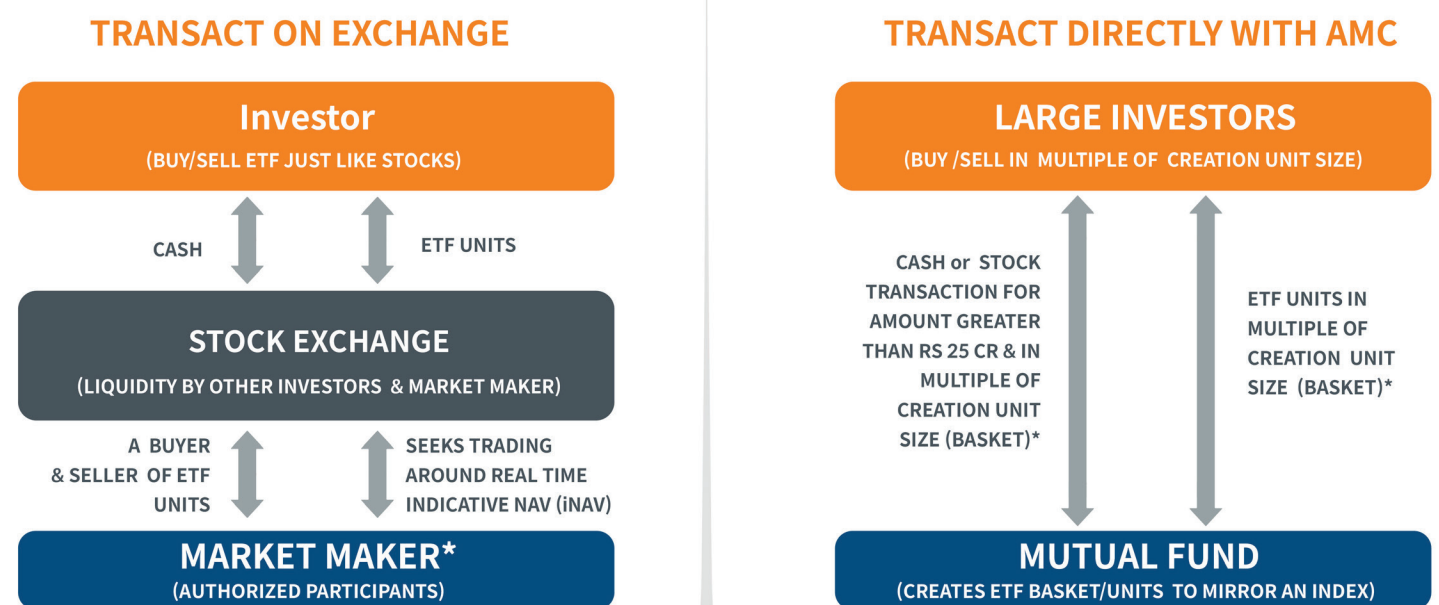
Reuters Code: MIRA.NS

Expense Ratio: 0.47%

Portfolio Top 10 Holdings	
Equity Shares	
BSE Ltd.	5.60%
Hero MotoCorp Ltd.	4.67%
Multi Commodity Exchange of India Ltd.	4.65%
Cummins India Ltd.	3.91%
The Federal Bank Ltd.	3.34%
Muthoot Finance Ltd.	3.04%
AU Small Finance Bank Ltd.	3.01%
GE Vernova T&D India Ltd.	2.63%
HDFC Asset Management Co. Ltd.	2.53%
Persistent Systems Ltd.	2.23%
Other Equities	64.38%
Equity Holding Total	99.99%
Cash & Other Receivables	0.01%
Total	100.00%



How to Trade in ETF ?



* Market Makers are assigned by the AMC to provide continuous liquidity on the exchange around real time NAV (iNAV). They provide both buy and sell quotes.

*Creation unit (basket) is the minimum portfolio size which the ETF deploy in the stocks of underlying index to create a replicable portfolio.

As per SEBI Regulation, from 1st July 2022 onwards, minimum purchase order for the transaction through AMC need to be greater than Rs. 25Cr. This limit doesn't apply to Employee Provident Fund Organisation, Recognized Provident Funds, Approved Gratuity Funds and Approved Superannuation Funds under Income Tax Act, 1961

Performance Report

Period	Mirae Asset Nifty MidSmallcap400 Momentum Quality 100 ETF	Scheme Benchmark*	Additional Benchmark**
Last 1 Year	-3.15%	-2.60%	-3.99%
Since Inception	-6.72%	-6.16%	0.49%
Value of Rs. 10000 invested Since Inception	₹8,788	₹8,887	₹10,092
NAV as on 31st March, 2026	₹42.8697		
Index Value 31st March, 2026		Index Value of Scheme Benchmark is ₹55,527.2500 and Nifty 50 (TRI) is ₹33,655.4300	
Allotment Date	22 nd May 2024		
Scheme Benchmark		*Nifty MidSmallcap400 Momentum Quality 100 (TRI)	
Additional Benchmark		**Nifty 50 (TRI)	

Fund Managers : Ms. Ekta Gala (since May 22, 2024), Mr. Akshay Udeshi (since March 12, 2025)
Note: Returns (%) for less than 1 year calculated on simple annualized basis, others are CAGR- Compounded Annualized Growth returns.
Latest available NAV has been taken for return calculation wherever applicable

Past Performance may or may not be sustained in future.

Note: For computation of since inception returns (%) the allotment NAV has been taken as ₹48.7796

Note:1. The reference and details provided here in are of Regular Plan - Growth Option

[^]Pursuant to notice cum addendum no. 25/2026, a Market Maker has been added w.e.f March 25, 2026.

The performance of other funds managed by the same fund manager is given in the respective page of the schemes and on page No. 108, 109, 110, 111, 112, 114, 115, 116, 117, 118, 119, 120, 121, 122

MIRAE ASSET NIFTY500 MULTICAP 50:25:25 ETF

NSE Symbol: MULTICAP , BSE Scrip Code: 544241

(Exchange Traded Fund (ETF) - An open ended scheme replicating/tracking Nifty500 Multicap 50:25:25 Total Return Index)

Monthly Factsheet as on 31 March, 2026

Fund Information	
Fund Managers :	Ms. Ekta Gala Mr. Ritesh Patel
Allotment Date :	30 th August 2024
Benchmark:	Nifty500 Multicap 50:25:25 (TRI)
Net AUM (Cr.)	72.1832
Tracking Error Value ~ 1 Year Tracking Error is	0.07%
Exit Load:	Please refer page no.88
Plan Available:	The Scheme does not offer any Plans/Options for investment

Minimum Investment Amount

Market Maker: Application for subscription of Units directly with the Fund in Creation Unit Size at NAV based prices in exchange of Portfolio Deposit and Cash Component.

Large Investors: Minimum amount of ₹25 crores for transacting directly with the AMC.

Other investors (including Market Maker, Large Investors and Regulated Entities): Units of the Scheme can be subscribed (in lots of 1 Unit) during the trading hours on all trading days on the NSE and BSE on which the Units are listed.

On exchange in multiple of 1 unit With AMC in multiples of 6,00,000 Units

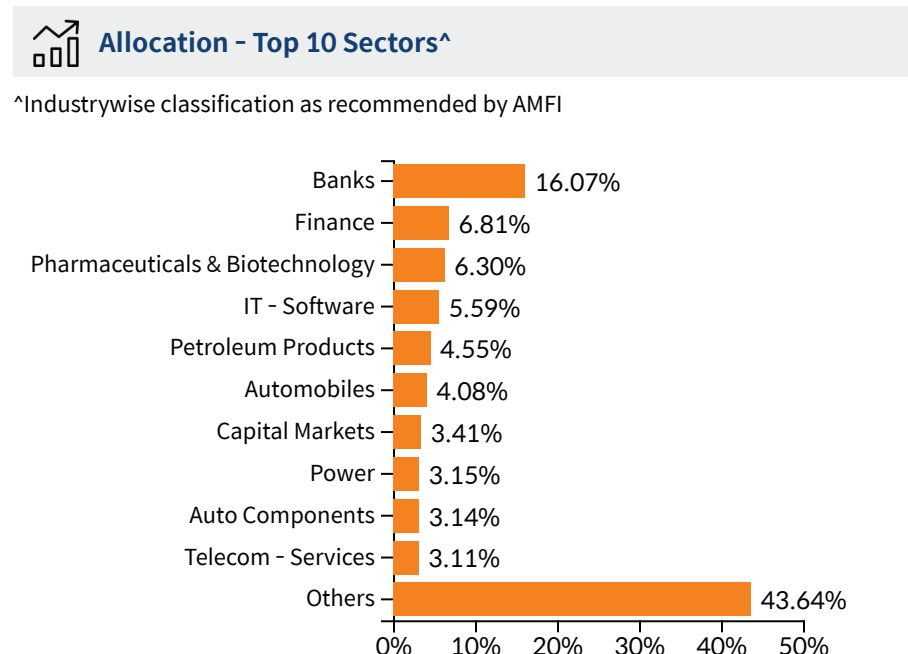
Net Asset Value (NAV)	
₹	14.2971 (Per Unit)

Market Makers	
Mirae Asset Capital Markets (India) Private Limited	East India Securities Limited
Kanjalochna Finserve Private Limited	Parwati Capital Market Private Limited
Vaibhav Stock & Derivatives Broking Private Limited	IRage Broking Services LLP
Junomoneta Finsol Pvt Ltd	Motilal Oswal Financial Services Limited [^]

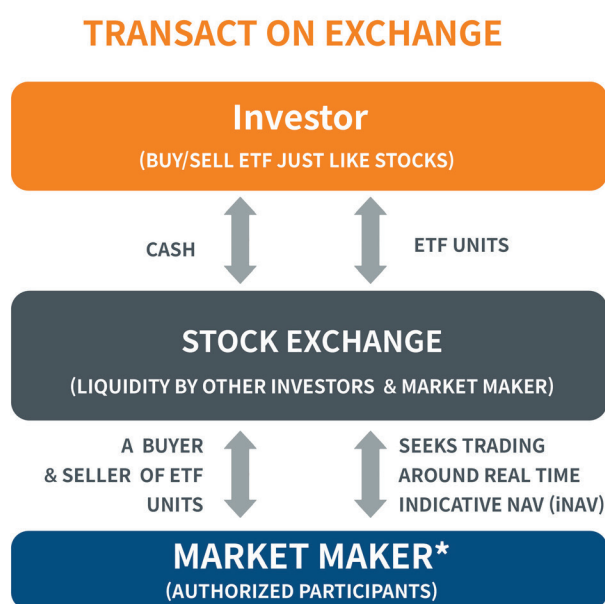
Others	
Live iNav is updated on Mirae Asset Mutual Fund website.	
NSE Symbol: MULTICAP	
BSE Code: 544241	
Bloomberg Code: MANM522 IN Equity	
Reuters Code: MIRA.NS	

Expense Ratio: 0.14%	
----------------------	--

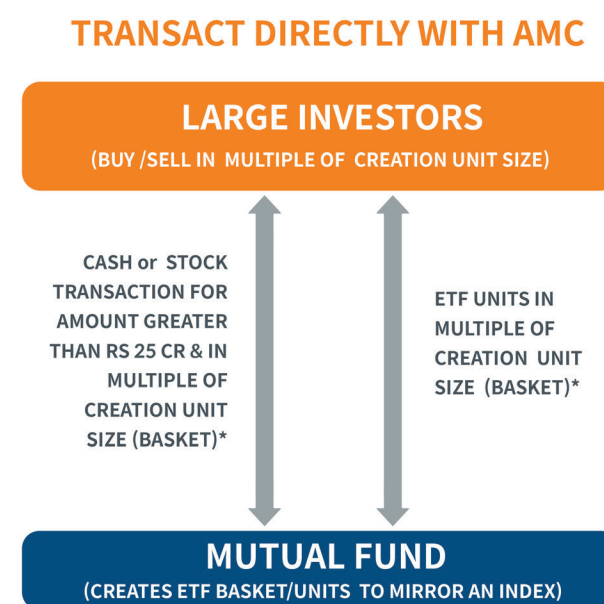
Portfolio Top 10 Holdings	
Equity Shares	
HDFC Bank Ltd.	4.50%
Reliance Industries Ltd.	3.65%
ICICI Bank Ltd.	3.47%
Bharti Airtel Ltd.	2.20%
Infosys Ltd.	1.76%
Larsen & Toubro Ltd.	1.65%
State Bank of India	1.63%
Axis Bank Ltd.	1.34%
ITC Ltd.	1.12%
Mahindra & Mahindra Ltd.	1.06%
Other Equities	77.47%
Equity Holding Total	99.85%
Cash & Other Receivables	0.15%
Total	100.00%



How to Trade in ETF ?



* Market Makers are assigned by the AMC to provide continuous liquidity on the exchange around real time NAV (iNAV). They provide both buy and sell quotes.



*Creation unit (basket) is the minimum portfolio size which the ETF deploy in the stocks of underlying index to create a replicable portfolio.

As per SEBI Regulation, from 1st July 2022 onwards, minimum purchase order for the transaction through AMC need to be greater than Rs. 25Cr. This limit doesn't apply to Employee Provident Fund Organisation, Recognized Provident Funds, Approved Gratuity Funds and Approved Superannuation Funds under Income Tax Act, 1961

Performance Report			
Period	Mirae Asset Nifty500 Multicap 50:25:25 ETF	Scheme Benchmark*	Additional Benchmark**
Last 1 Year	-2.71%	-2.54%	-3.99%
Since Inception	-8.99%	-8.76%	-6.54%
Value of Rs. 10000 invested Since Inception	₹8,614	₹8,648	₹8,984
NAV as on 31st March, 2026	₹14.2971		
Index Value 31st March, 2026		Index Value of Scheme Benchmark is ₹18,552.2500 and Nifty 50 (TRI) is ₹33,655.4300	
Allotment Date	30 th August 2024		
Scheme Benchmark	*Nifty500 Multicap 50:25:25 (TRI)		
Additional Benchmark	**Nifty 50 (TRI)		

Fund Managers : Ms. Ekta Gala (since August 30, 2024), Mr. Ritesh Patel (since March 12, 2025)
Note: Returns (%) for less than 1 year calculated on simple annualized basis, others are CAGR- Compounded Annualized Growth returns.
Latest available NAV has been taken for return calculation wherever applicable

Past Performance may or may not be sustained in future.

Note: For computation of since inception returns (%) the allotment NAV has been taken as ₹16.5973

Note:1. The reference and details provided here in are of Regular Plan - Growth Option

[^]Pursuant to notice cum addendum no. 25/2026, a Market Maker has been added w.e.f March 25, 2026.

The performance of other funds managed by the same fund manager is given in the respective page of the schemes and on page No. 108, 109, 110, 111, 112, 114, 115, 116, 117, 118, 119, 120, 121, 122

MIRAE ASSET NIFTY INDIA NEW AGE CONSUMPTION ETF

NSE Symbol: CONSUMER , BSE Scrip Code: 544323

(Exchange Traded Fund (ETF) - An open-ended scheme replicating/tracking Nifty India New Age Consumption Total Return Index)

Monthly Factsheet as on 31 March, 2026

Fund Information	
Fund Managers@ :	Ms. Ekta Gala Mr. Vishal Singh
Allotment Date :	26 th December 2024
Benchmark:	Nifty India New Age Consumption (TRI)
Net AUM (Cr.)	44.8617
Tracking Error Value ~ 1 Year Tracking Error is	0.08%
Exit Load:	Please refer page no.88
Plan Available:	The Scheme does not offer any Plans/Options for investment

Minimum Investment Amount

Market Maker: Application for subscription of Units directly with the Fund in Creation Unit Size at NAV based prices in exchange of Portfolio Deposit and Cash Component.

Large Investors: Minimum amount of Rs. 25 crores for transacting directly with the AMC.

Other investors (including Market Maker, Large Investors and Regulated Entities): Units of the Scheme can be subscribed (in lots of 1 Unit) during the trading hours on all trading days on the NSE and BSE on which the Units are listed.

On exchange in multiple of 1 unit With AMC In multiples of 6,00,000 units

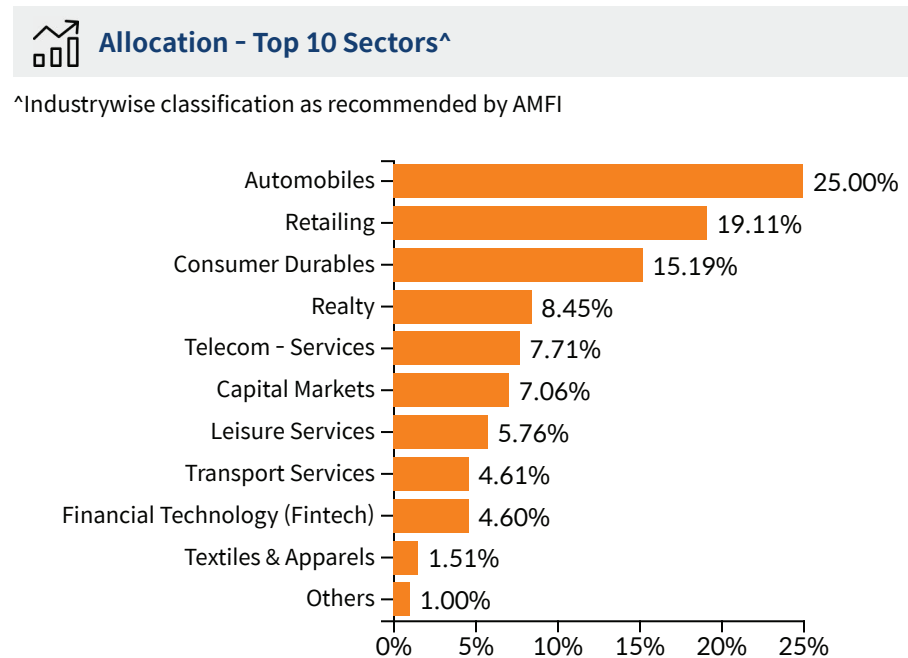
Net Asset Value (NAV)	
₹	9.7173 (Per Unit)

Market Makers	
Mirae Asset Capital Markets (India) Private Limited	East India Securities Limited
Kanjalochna Finsolve Private Limited	Parwati Capital Market Private Limited
Vaibhav Stock & Derivatives Broking Private Limited	IRage Broking Services LLP
Junomoneta Finsol Pvt Ltd	Motilal Oswal Financial Services Limited*

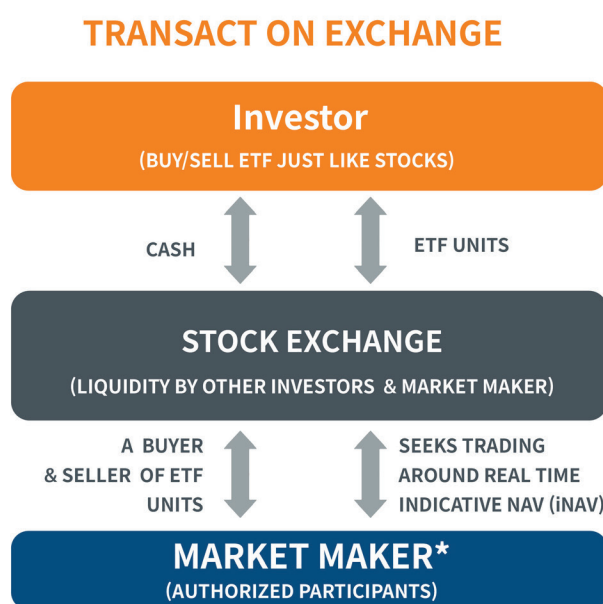
Others	
Live iNav is updated on Mirae Asset Mutual Fund website.	
NSE Symbol: CONSUMER	
BSE Code: 544323	
Bloomberg Code: MANINAC IN Equity	

Expense Ratio: 0.28%	
----------------------	--

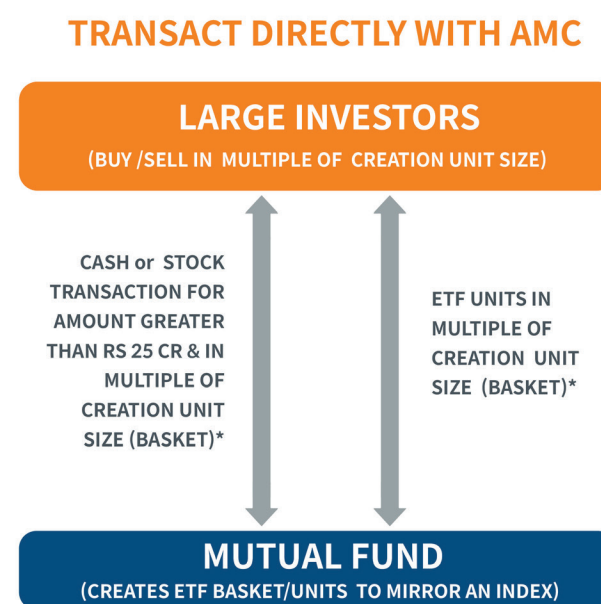
Portfolio Top 10 Holdings	
Equity Shares	
Titan Company Ltd.	5.21%
Bharti Airtel Ltd.	5.09%
Maruti Suzuki India Ltd.	5.08%
Mahindra & Mahindra Ltd.	5.02%
Eternal Ltd.	4.95%
Interglobe Aviation Ltd.	4.61%
Trent Ltd.	3.50%
Bajaj Auto Ltd.	3.24%
Eicher Motors Ltd.	3.01%
Avenue Supermarts Ltd.	2.79%
Other Equities	57.50%
Equity Holding Total	100.00%
Total	100.00%



How to Trade in ETF ?



* Market Makers are assigned by the AMC to provide continuous liquidity on the exchange around real time NAV (iNAV). They provide both buy and sell quotes.



*Creation unit (basket) is the minimum portfolio size which the ETF deploy in the stocks of underlying index to create a replicable portfolio.

As per SEBI Regulation, from 1st July 2022 onwards, minimum purchase order for the transaction through AMC need to be greater than Rs. 25Cr. This limit doesn't apply to Employee Provident Fund Organisation, Recognized Provident Funds, Approved Gratuity Funds and Approved Superannuation Funds under Income Tax Act, 1961

Performance Report			
Period	Mirae Asset Nifty India New Age Consumption ETF	Scheme Benchmark*	Additional Benchmark**
Last 1 Year	-7.14%	-6.80%	-6.01%
Since Inception	-14.13%	-13.81%	-5.71%
Value of Rs. 10000 invested Since Inception	₹8,254	₹8,292	₹9,286
NAV as on 31st March, 2026	₹9.7173		
Index Value 31st March, 2026	Index Value of Scheme Benchmark is ₹11,645.7900 and BSE Sensex (TRI) is ₹1,12,988.4783		
Allotment Date	26 th December 2024		
Scheme Benchmark	*Nifty India New Age Consumption (TRI)		
Additional Benchmark	**BSE Sensex (TRI)		

Fund Managers : Ms. Ekta Gala (since December 26, 2024), Mr. Vishal Singh® (since March 25, 2026)
Note: Returns (%) for less than 1 year calculated on simple annualized basis, others are CAGR- Compounded Annualized Growth returns.
Latest available NAV has been taken for return calculation wherever applicable

Past Performance may or may not be sustained in future.

Note: For computation of since inception returns (%) the allotment NAV has been taken as ₹11.7732

Note:1. The reference and details provided here in are of Regular Plan - Growth Option

*Pursuant to notice cum addendum no. 25/2026, a Market Maker has been added w.e.f March 25, 2026.

® Pursuant to notice cum addendum no. 25/2026, Fund Manager of the scheme has been changed with effect from March 25, 2026.

The performance of other funds managed by the same fund manager is given in the respective page of the schemes and on page No. 108, 109, 110, 111, 112, 114, 115, 116, 117, 118, 119, 120, 121, 122

MIRAE ASSET BSE 200 EQUAL WEIGHT ETF

NSE Symbol: EQUAL200 , BSE Scrip Code: 544377

(Exchange Traded Fund (ETF) - An open-ended scheme replicating/tracking BSE 200 Equal Weight Total Return Index)

Monthly Factsheet as on 31 March, 2026

Fund Information	
Fund Managers :	Ms. Ekta Gala Mr. Akshay Udeshi
Allotment Date :	10 th March 2025
Benchmark:	BSE 200 Equal Weight (TRI)
Net AUM (Cr.)	15.9794
Tracking Error Value ~ 1 Year Tracking Error is	0.48%
Exit Load:	Please refer page no.89
Plan Available:	The Scheme does not offer any Plans/Options for investment

Minimum Investment Amount

Market Maker: Application for subscription of Units directly with the Fund in Creation Unit Size at NAV based prices in exchange of Portfolio Deposit and Cash Component.

Large Investors: Minimum amount of ₹25 crores for transacting directly with the AMC.

Other investors (including Market Maker, Large Investors and Regulated Entities): Units of the Scheme can be subscribed (in lots of 1 Unit) during the trading hours on all trading days on the NSE and BSE on which the Units are listed.

On exchange (in multiple of 1 units) Directly with AMC (in multiple of 8,00,000 units)

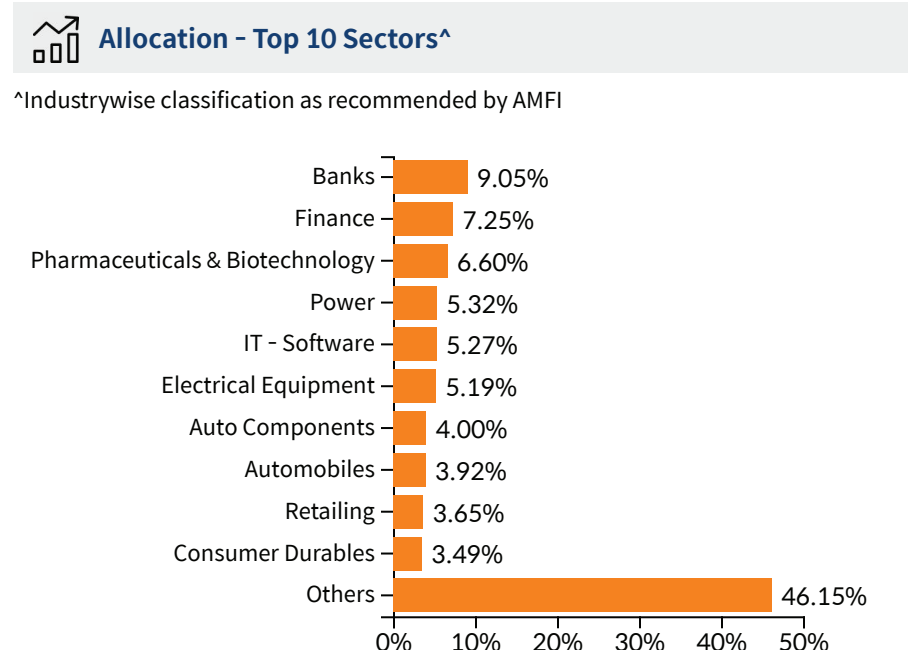
Net Asset Value (NAV)	
₹	11.8225 (Per Unit)

Market Makers	
Mirae Asset Capital Markets (India) Private Limited	East India Securities Limited
Kanjalochna Finserve Private Limited	Parwati Capital Market Private Limited
Vaibhav Stock & Derivatives Broking Private Limited	IRage Broking Services LLP
Junomoneta Finsol Pvt Ltd	Motilal Oswal Financial Services Limited [^]

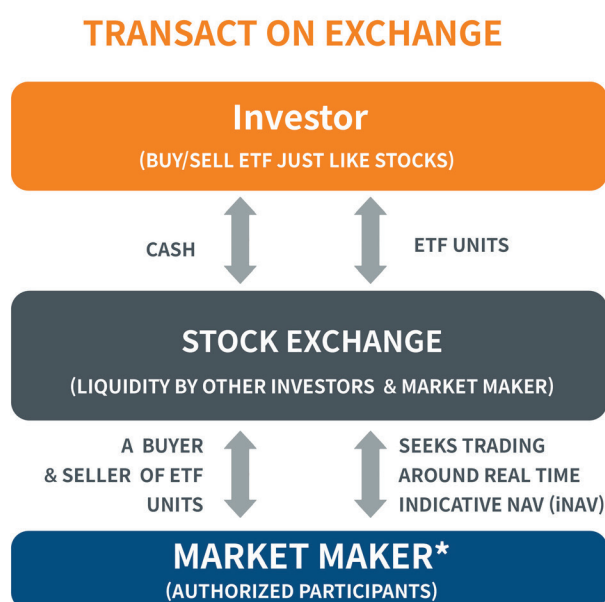
Others	
Live iNav is updated on Mirae Asset Mutual Fund website.	
NSE Symbol: EQUAL200	
BSE Code: 544377	
Bloomberg Code: MIRAWRG IN Equity	
Reuters Code: MIRA.NS	

Expense Ratio: 0.32%	
----------------------	--

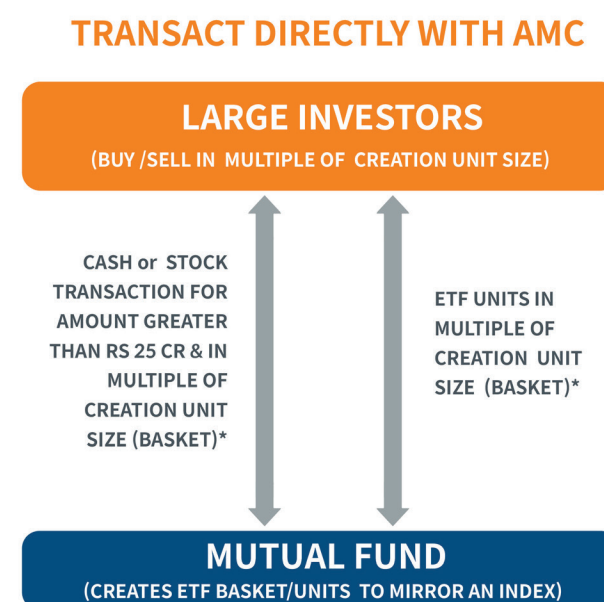
Portfolio Top 10 Holdings	
Equity Shares	
Waaree Energies Ltd.	0.62%
Adani Power Ltd.	0.58%
Lloyds Metals And Energy Ltd.	0.58%
NTPC Green Energy Ltd.	0.57%
Oil & Natural Gas Corporation Ltd.	0.57%
Tech Mahindra Ltd.	0.56%
Thermax Ltd.	0.56%
Persistent Systems Ltd.	0.55%
Eternal Ltd.	0.55%
Info Edge (India) Ltd.	0.55%
Other Equities	94.20%
Equity Holding Total	99.89%
Cash & Other Receivables	0.11%
Total	100.00%



How to Trade in ETF ?



* Market Makers are assigned by the AMC to provide continuous liquidity on the exchange around real time NAV (iNAV). They provide both buy and sell quotes.



*Creation unit (basket) is the minimum portfolio size which the ETF deploy in the stocks of underlying index to create a replicable portfolio.

As per SEBI Regulation, from 1st July 2022 onwards, minimum purchase order for the transaction through AMC need to be greater than Rs. 25Cr. This limit doesn't apply to Employee Provident Fund Organisation, Recognized Provident Funds, Approved Gratuity Funds and Approved Superannuation Funds under Income Tax Act, 1961

Performance Report			
Period	Mirae Asset BSE 200 Equal Weight ETF	Scheme Benchmark*	Additional Benchmark**
Last 1 Year	-0.87%	-0.75%	-6.01%
Since Inception	4.09%	4.40%	-1.73%
Value of Rs. 10000 invested Since Inception	₹10,433	₹10,466	₹9,818
NAV as on 31st March, 2026	₹11.8225		
Index Value 31st March, 2026	Index Value of Scheme Benchmark is ₹15,159.7649 and BSE Sensex (TRI) is ₹1,12,988.4783		
Allotment Date	10 th March 2025		
Scheme Benchmark	*BSE 200 Equal Weight (TRI)		
Additional Benchmark	**BSE Sensex (TRI)		

Fund Managers : Ms. Ekta Gala (since March 10, 2025), Mr. Akshay Udeshi (since March 12, 2025)
Note: Returns (%) for less than 1 year calculated on simple annualized basis, others are CAGR- Compounded Annualized Growth returns.
Latest available NAV has been taken for return calculation wherever applicable

Past Performance may or may not be sustained in future.

Note: For computation of since inception returns (%) the allotment NAV has been taken as ₹11.3320

Note:1. The reference and details provided here in are of Regular Plan - Growth Option

[^]Pursuant to notice cum addendum no. 25/2026, a Market Maker has been added w.e.f March 25, 2026.

The performance of other funds managed by the same fund manager is given in the respective page of the schemes and on page No. 108, 109, 110, 111, 112, 114, 115, 116, 117, 118, 119, 120, 121, 122

MIRAE ASSET BSE SELECT IPO ETF

NSE Symbol: SELECTIPO , BSE Scrip Code: 544376

(Exchange Traded Fund (ETF) - An open-ended scheme replicating/tracking BSE Select IPO Total Return Index)

Monthly Factsheet as on 31 March, 2026

Fund Information

Fund Managers@ :
Ms. Ekta Gala
Mr. Vishal Singh

Allotment Date : 10th March 2025

Benchmark: BSE Select IPO (TRI)

Net AUM (Cr.) 15.9458

Tracking Error Value ~
1 Year Tracking Error is 0.17%

Exit Load: Please refer page no.89

Plan Available: The Scheme does not offer any Plans/Options for investment

Minimum Investment Amount

Market Maker: Application for subscription of Units directly with the Fund in Creation Unit Size at NAV based prices in exchange of Portfolio Deposit and Cash Component.

Large Investors: Minimum amount of ₹25 crores for transacting directly with the AMC.

Other investors (including Market Maker, Large Investors and Regulated Entities): Units of the Scheme can be subscribed (in lots of 1 Unit) during the trading hours on all trading days on the NSE and BSE on which the Units are listed.

On exchange (in multiple of 1 units) Directly with AMC (in multiple of 1,00,000 units)

Net Asset Value (NAV)

₹ 38.1193 (Per Unit)

Market Makers

Mirae Asset Capital Markets (India) Private Limited
East India Securities Limited
Kanjalochna Finserve Private Limited
Parwati Capital Market Private Limited
Vaibhav Stock & Derivatives Broking Private Limited
IRage Broking Services LLP
Junomoneta Finsol Pvt Ltd
Motilal Oswal Financial Services Limited*

Others

Live iNav is updated on Mirae Asset Mutual Fund website.

NSE Symbol: SELECTIPO

BSE Code: 544376

Bloomberg Code: MIRAERG IN Equity

Reuters Code: MIRA.NS

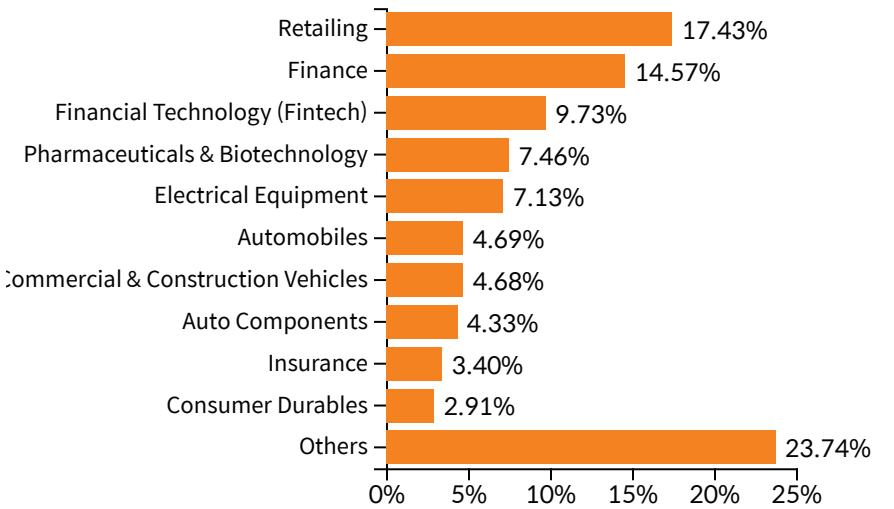
Expense Ratio: 0.33%

Portfolio Top 10 Holdings

Equity Shares	
Eternal Ltd.	5.41%
PB Fintech Ltd.	5.16%
Jio Financial Services Ltd.	4.96%
Tata Motors Ltd.	4.68%
One 97 Communications Ltd.	4.28%
Swiggy Ltd.	3.85%
FSN E-Commerce Ventures Ltd.	3.47%
Waaree Energies Ltd.	3.17%
Hyundai Motor India Ltd.	2.64%
Siemens Energy India Ltd.	2.46%
Other Equities	59.99%
Equity Holding Total	100.07%
Cash & Other Receivables	-0.07%
Total	100.00%

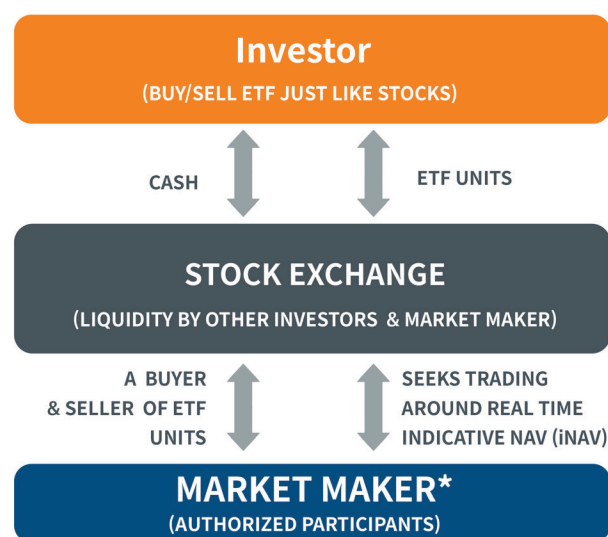
Allocation - Top 10 Sectors^

^Industrywise classification as recommended by AMFI



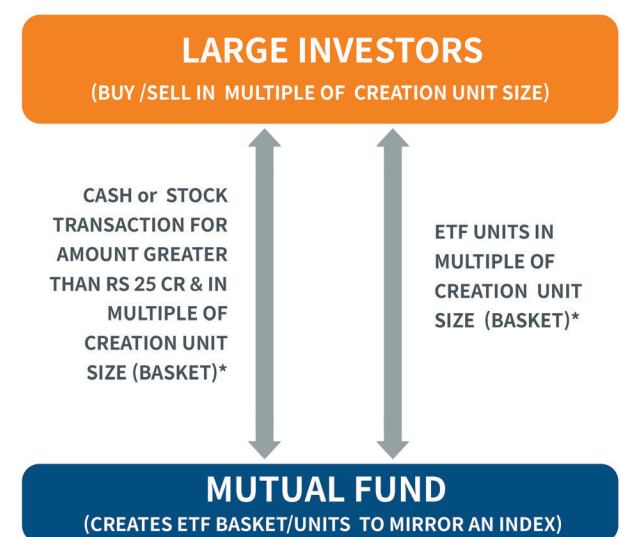
How to Trade in ETF ?

TRANSACTION ON EXCHANGE



* Market Makers are assigned by the AMC to provide continuous liquidity on the exchange around real time NAV (iNAV). They provide both buy and sell quotes.

TRANSACTION DIRECTLY WITH AMC



*Creation unit (basket) is the minimum portfolio size which the ETF deploy in the stocks of underlying index to create a replicable portfolio.

As per SEBI Regulation, from 1st July 2022 onwards, minimum purchase order for the transaction through AMC need to be greater than Rs. 25Cr. This limit doesn't apply to Employee Provident Fund Organisation, Recognized Provident Funds, Approved Gratuity Funds and Approved Superannuation Funds under Income Tax Act, 1961

Performance Report

Period	Mirae Asset BSE Select IPO ETF	Scheme Benchmark*	Additional Benchmark**
Last 1 Year	-9.15%	-8.74%	-6.01%
Since Inception	-3.76%	-3.15%	-1.73%
Value of Rs. 10000 invested Since Inception	₹9,603	₹9,667	₹9,818
NAV as on 31st March, 2026	₹38.1193		
Index Value 31st March, 2026		Index Value of Scheme Benchmark is ₹4,217.3345 and BSE Sensex (TRI) is ₹1,12,988.4783	
Allotment Date	10 th March 2025		
Scheme Benchmark	*BSE Select IPO (TRI)		
Additional Benchmark	**BSE Sensex (TRI)		

Fund Managers : Ms. Ekta Gala (since March 10, 2025), Mr. Vishal Singh (since March 25, 2026)

Note: Returns (%) for less than 1 year calculated on simple annualized basis, others are CAGR- Compounded Annualized Growth returns.

Latest available NAV has been taken for return calculation wherever applicable

Past Performance may or may not be sustained in future.

Note: For computation of since inception returns (%) the allotment NAV has been taken as ₹39.6952

Note:1. The reference and details provided here in are of Regular Plan - Growth Option

*Pursuant to notice cum addendum no. 25/2026, a Market Maker has been added w.e.f March 25, 2026.

© Pursuant to notice cum addendum no. 25/2026, Fund Manager of the scheme has been changed with effect from March 25, 2026.

The performance of other funds managed by the same fund manager is given in the respective page of the schemes and on page No. 108, 109, 110, 111, 112, 114, 115, 116, 117, 118, 119, 120, 121, 122

MIRAE ASSET NIFTY50 EQUAL WEIGHT ETF

NSE Symbol: EQUAL50, BSE Scrip Code: 544401

(Exchange Traded Fund (ETF) - An open-ended scheme replicating/tracking Nifty50 Equal Weight Total Return Index)

Monthly Factsheet as on 31 March, 2026

Fund Information	
Fund Managers :	Ms. Ekta Gala Mr. Akshay Udeshi
Allotment Date :	9 th May 2025
Benchmark:	Nifty50 Equal Weight (TRI)
Net AUM (Cr.)	134.1895
Tracking Error Value ~ Since Inception Tracking Error is	0.18%
Exit Load:	Please refer page no.89
Plan Available:	The Scheme does not offer any Plans/Options for investment

Minimum Investment Amount

Market Maker: Application for subscription of Units directly with the Fund in Creation Unit Size at NAV based prices in exchange of Portfolio Deposit and Cash Component.

Large Investors: Minimum amount of Rs. 25 crores for transacting directly with the AMC.

Other investors (including Market Maker, Large Investors and Regulated Entities): Units of the Scheme can be subscribed (in lots of 1 Unit) during the trading hours on all trading days on the NSE and BSE on which the Units are listed.

On exchange (in multiple of 1 units) Directly with AMC (in multiple of 5,000 units)

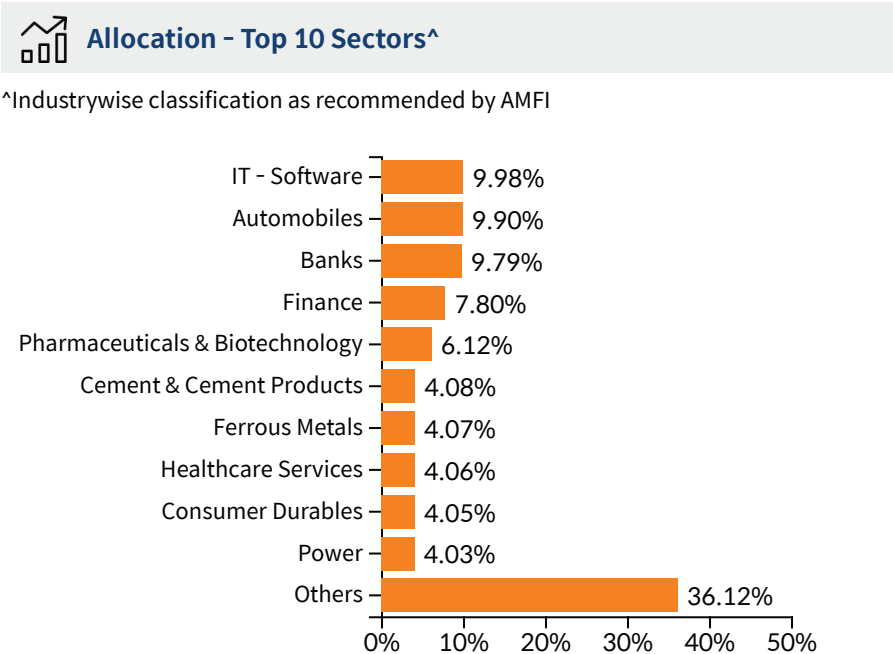
Net Asset Value (NAV)	
	₹ 297.7005 (Per Unit)

Market Makers	
Mirae Asset Capital Markets (India) Private Limited	
East India Securities Limited	
Kanjalochna Finserve Private Limited	
Parwati Capital Market Private Limited	
Vaibhav Stock & Derivatives Broking Private Limited	
IRage Broking Services LLP	
Junomoneta Finsol Pvt Ltd	
Motilal Oswal Financial Services Limited [^]	

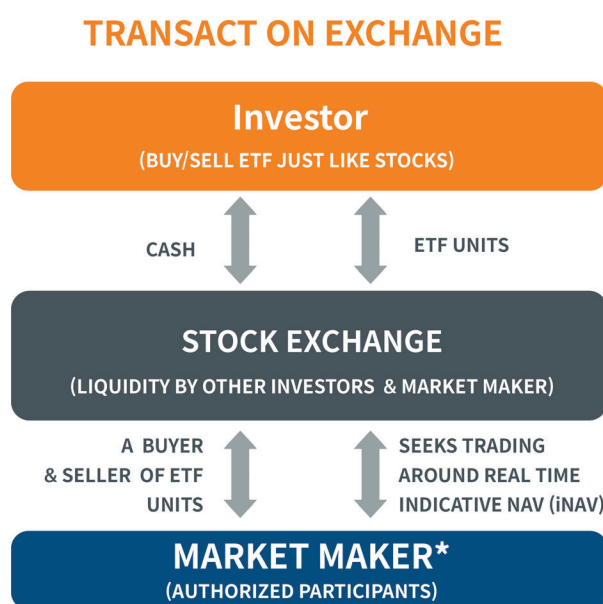
Others	
Live iNav is updated on Mirae Asset Mutual Fund website.	
NSE Symbol: EQUAL50	
BSE Code: 544401	
Bloomberg Code: MANEWRG IN Equity	
Reuters Code: MIRA.NS	

Expense Ratio: 0.12%	
----------------------	--

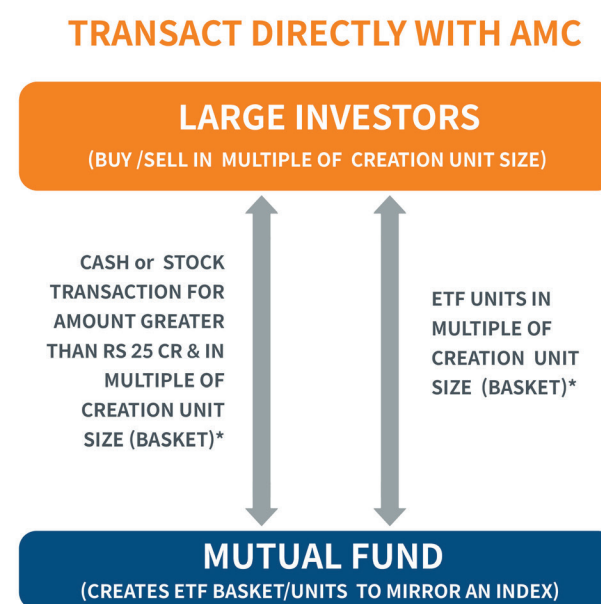
Portfolio Top 10 Holdings	
Equity Shares	
Oil & Natural Gas Corporation Ltd.	2.16%
Hindalco Industries Ltd.	2.11%
Coal India Ltd.	2.08%
Titan Company Ltd.	2.06%
Tata Steel Ltd.	2.05%
Cipla Ltd.	2.05%
Grasim Industries Ltd.	2.04%
Sun Pharmaceutical Industries Ltd.	2.04%
Apollo Hospitals Enterprise Ltd.	2.04%
Ultratech Cement Ltd.	2.03%
Other Equities	79.34%
Equity Holding Total	100.00%
Total	100.00%



How to Trade in ETF ?



* Market Makers are assigned by the AMC to provide continuous liquidity on the exchange around real time NAV (iNAV). They provide both buy and sell quotes.



*Creation unit (basket) is the minimum portfolio size which the ETF deploy in the stocks of underlying index to create a replicable portfolio.

As per SEBI Regulation, from 1st July 2022 onwards, minimum purchase order for the transaction through AMC need to be greater than Rs. 25Cr. This limit doesn't apply to Employee Provident Fund Organisation, Recognized Provident Funds, Approved Gratuity Funds and Approved Superannuation Funds under Income Tax Act, 1961

Performance Report			
Period	Mirae Asset Nifty50 Equal Weight ETF	Scheme Benchmark*	Additional Benchmark**
6 Months (Simple Annualized)	-12.25%	-12.11%	-18.09%
Since Inception (Simple Annualized)	0.05%	0.34%	-6.68%
Value of Rs. 10000 invested Since Inception	₹10,004	₹10,030	₹9,404
NAV as on 31 st March, 2026	₹297.7005		
Index Value 31 st March, 2026	Index Value of Scheme Benchmark is ₹50,846.1400 and Nifty 50 (TRI) is ₹33,655.4300		
Allotment Date	9 th May 2025		
Scheme Benchmark	*Nifty50 Equal Weight (TRI)		
Additional Benchmark	**Nifty 50 (TRI)		

Fund Managers : Ms. Ekta Gala (since May 09, 2025), Mr. Akshay Udeshi (since May 09, 2025)
Note: Returns (%) for less than 1 year calculated on simple annualized basis, others are CAGR- Compounded Annualized Growth returns.
Latest available NAV has been taken for return calculation wherever applicable

Past Performance may or may not be sustained in future.

Note: For computation of since inception returns (%) the allotment NAV has been taken as ₹297.5765

Note:1. The reference and details provided here in are of Regular Plan - Growth Option

[^]Pursuant to notice cum addendum no. 25/2026, a Market Maker has been added w.e.f March 25, 2026.

The performance of other funds managed by the same fund manager is given in the respective page of the schemes and on page No. 108, 109, 110, 111, 112, 114, 115, 116, 117, 118, 119, 120, 121, 122

MIRAE ASSET NIFTY INDIA INTERNET ETF

NSE Symbol: INTERNET , BSE Scrip Code: 544438

(Exchange Traded Fund (ETF) - An open-ended scheme replicating/tracking Nifty India Internet Total Return Index)

Monthly Factsheet as on 31 March, 2026

Fund Information	
Fund Managers@ :	Ms. Ekta Gala Mr. Vishal Singh
Allotment Date :	1 st July 2025
Benchmark:	Nifty India Internet (TRI)
Net AUM (Cr.)	20.5524
Tracking Error Value ~ Since Inception Tracking Error is	0.41%
Exit Load:	Please refer page no.90
Plan Available:	The Scheme does not offer any Plans/Options for investment

Minimum Investment Amount
Market Maker: Application for subscription of Units directly with the Fund in Creation Unit Size at NAV based prices in exchange of Portfolio Deposit and Cash Component.
Large Investors: Minimum amount of Rs. 25 crores for transacting directly with the AMC.
Other investors (including Market Maker, Large Investors and Regulated Entities): Units of the Scheme can be subscribed (in lots of 1 Unit) during the trading hours on all trading days on the NSE and BSE on which the Units are listed.

On exchange (in multiple of 1 units) Directly with AMC (in multiple of 2,00,000 units)

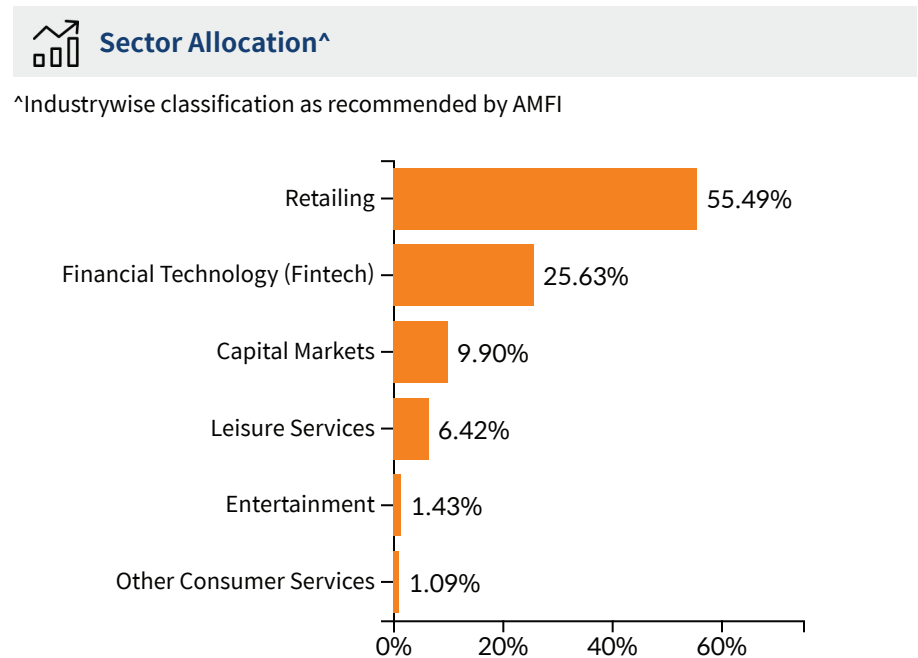
Net Asset Value (NAV)
₹ 10.7641 (Per Unit)

Market Makers
 Mirae Asset Capital Markets (India) Private Limited
 East India Securities Limited
 Kanjalochana Finserve Private Limited
 Parwati Capital Market Private Limited
 Vaibhav Stock & Derivatives Broking Private Limited
 IRage Broking Services LLP
 Junomoneta Finsol Pvt Ltd
 Motilal Oswal Financial Services Limited*

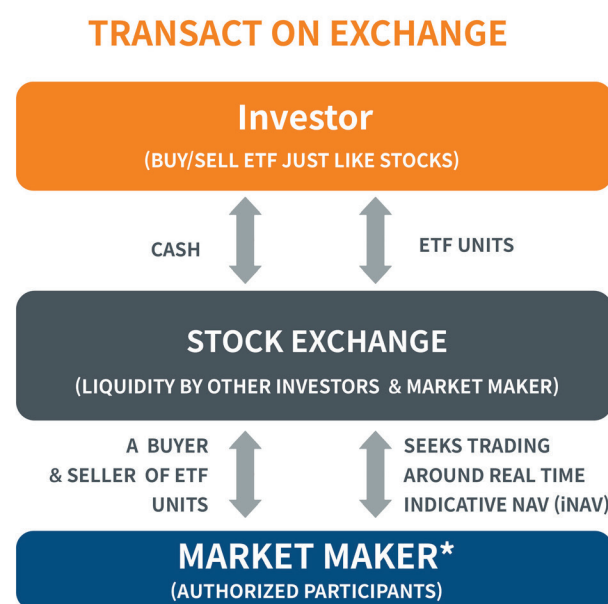
Others
 Live iNav is updated on Mirae Asset Mutual Fund website.
 NSE Symbol: INTERNET
 BSE Code: 544438
 Bloomberg Code: MANIERG IN Equity
 Reuters Code: MIRA.NS

Expense Ratio: 0.24%

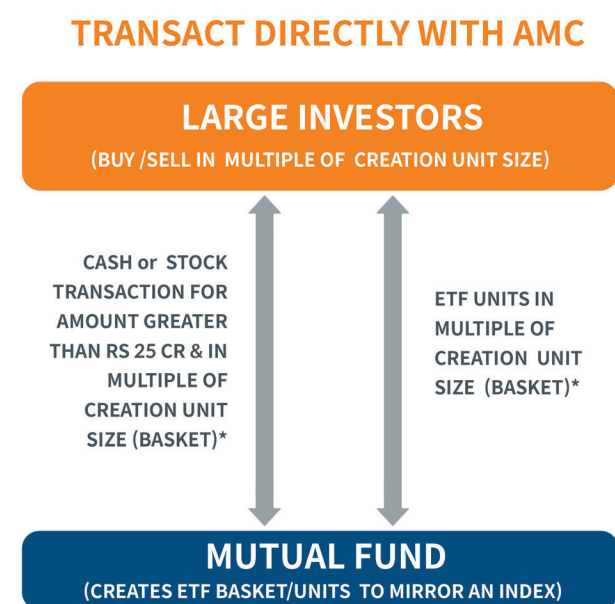
Portfolio Top 10 Holdings	
Equity Shares	
Eternal Ltd.	19.97%
PB Fintech Ltd.	13.16%
One 97 Communications Ltd.	10.91%
Info Edge (India) Ltd.	10.00%
Swiggy Ltd.	9.65%
FSN E-Commerce Ventures Ltd.	8.69%
Indian Railway Catering & Tourism Corporation Ltd.	4.03%
Angel One Ltd.	3.99%
Motilal Oswal Financial Services Ltd.	2.66%
Billionbrains Garage Ventures Ltd.	2.48%
Other Equities	14.43%
Equity Holding Total	99.97%
Cash & Other Receivables	0.03%
Total	100.00%



How to Trade in ETF ?



* Market Makers are assigned by the AMC to provide continuous liquidity on the exchange around real time NAV (iNAV). They provide both buy and sell quotes.



*Creation unit (basket) is the minimum portfolio size which the ETF deploy in the stocks of underlying index to create a replicable portfolio.

As per SEBI Regulation, from 1st July 2022 onwards, minimum purchase order for the transaction through AMC need to be greater than Rs. 25Cr. This limit doesn't apply to Employee Provident Fund Organisation, Recognized Provident Funds, Approved Gratuity Funds and Approved Superannuation Funds under Income Tax Act, 1961

Performance Report			
Period	Mirae Asset Nifty India Internet ETF	Scheme Benchmark*	Additional Benchmark**
6 Months (Simple Annualized)	-45.90%	-45.74%	-18.09%
Since Inception (Simple Annualized)	-26.83%	-26.61%	-16.07%
Value of Rs. 10000 invested Since Inception	₹7,993	₹8,009	₹8,798
NAV as on 31st March, 2026	₹10.7641		
Index Value 31st March, 2026	Index Value of Scheme Benchmark is ₹1,098.3934 and Nifty 50 (TRI) is ₹33,655.4300		
Allotment Date	1 st July 2025		
Scheme Benchmark	*Nifty India Internet (TRI)		
Additional Benchmark	**Nifty 50 (TRI)		

Fund Managers : Ms. Ekta Gala (since July 01, 2025), Mr. Vishal Singh® (since March 25, 2026)
 Note: Returns (%) for less than 1 year calculated on simple annualized basis, others are CAGR- Compounded Annualized Growth returns.
 Latest available NAV has been taken for return calculation wherever applicable

Past Performance may or may not be sustained in future.

Note: For computation of since inception returns (%) the allotment NAV has been taken as ₹13.4663

Note:1. The reference and details provided here in are of Regular Plan - Growth Option

*Pursuant to notice cum addendum no. 25/2026, a Market Maker has been added w.e.f March 25, 2026.

® Pursuant to notice cum addendum no. 25/2026, Fund Manager of the scheme has been changed with effect from March 25, 2026.

The performance of other funds managed by the same fund manager is given in the respective page of the schemes and on page No. 108, 109, 110, 111, 112, 114, 115, 116, 117, 118, 119, 120, 121, 122

MIRAE ASSET NIFTY SMALLCAP 250 ETF

NSE Symbol: SMALL250 , BSE Scrip Code: 544605

(Exchange Traded Fund (ETF) - An open-ended scheme replicating/tracking Nifty Smallcap 250 Total Return Index)

Monthly Factsheet as on 31 March, 2026

Fund Information	
Fund Managers :	Ms. Ekta Gala Mr. Ritesh Patel
Allotment Date :	7 th November 2025
Benchmark:	Nifty Smallcap 250 (TRI)
Net AUM (Cr.)	48,5491
Tracking Error Value ~ Since Inception Tracking Error is	0.17%
Exit Load:	Please refer page no.90
Plan Available:	The Scheme does not offer any Plans/Options for investment

Minimum Investment Amount
Market Maker: Application for subscription of Units directly with the Fund in Creation Unit Size at NAV based prices in exchange of Portfolio Deposit and Cash Component.
Large Investors: Minimum amount of Rs. 25 crores for transacting directly with the AMC.
Other investors (including Market Maker, Large Investors and Regulated Entities): Units of the Scheme can be subscribed (in lots of 1 Unit) during the trading hours on all trading days on the NSE and BSE on which the Units are listed.

On exchange (in multiple of 1 units) Directly with AMC (in multiple of 2,00,000 units)

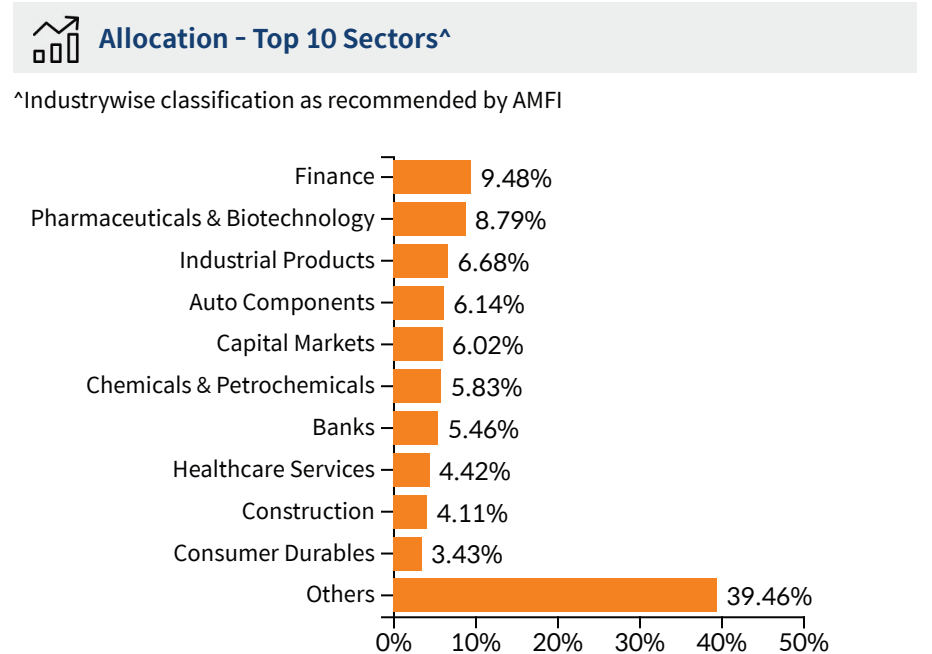
Net Asset Value (NAV)
₹ 14.3041 (Per Unit)

Market Makers
Mirae Asset Capital Markets (India) Private Limited
East India Securities Limited
Kanjalochna Finserve Private Limited
Parwati Capital Market Private Limited
Vaibhav Stock & Derivatives Broking Private Limited
IRage Broking Services LLP
Junomoneta Finsol Pvt Ltd
Motilal Oswal Financial Services Limited*

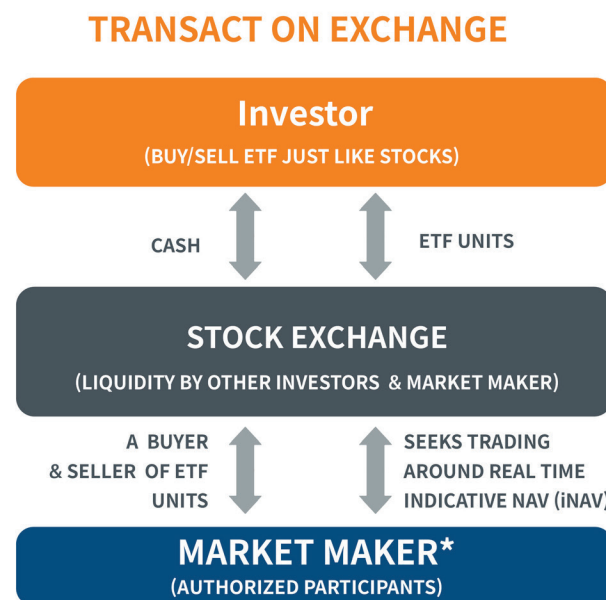
Others
Live iNav is updated on Mirae Asset Mutual Fund website.
NSE Symbol: SMALL250
BSE Code: 544605
Bloomberg Code: MANSCRG IN Equity
Reuters Code: MIRA.NS

Expense Ratio: 0.16%

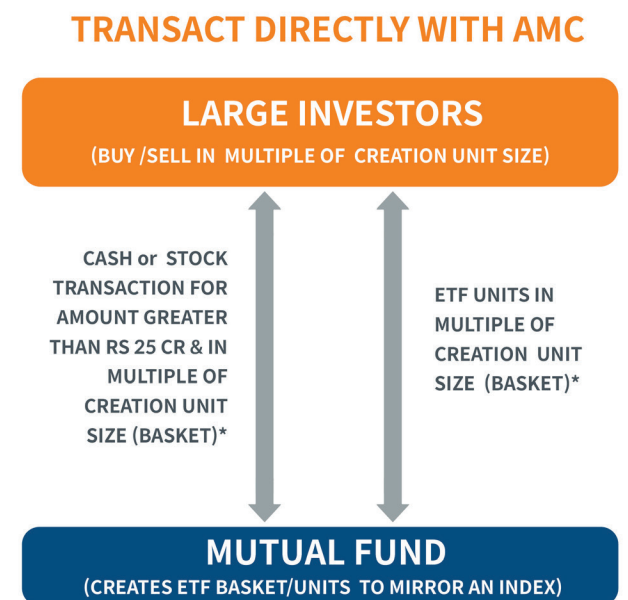
Portfolio Top 10 Holdings	
Equity Shares	
Karur Vysya Bank Ltd.	1.60%
Delhivery Ltd.	1.36%
Navin Fluorine International Ltd.	1.33%
Piramal Finance Ltd.	1.29%
Sona Blw Precision Forgings Ltd.	1.26%
Central Depository Services (I) Ltd.	1.17%
RBL Bank Ltd.	1.02%
City Union Bank Ltd.	1.01%
Aster DM Healthcare Ltd.	0.99%
JB Chemicals & Pharmaceuticals Ltd.	0.99%
Other Equities	87.80%
Equity Holding Total	99.82%
Cash & Other Receivables	0.18%
Total	100.00%



How to Trade in ETF ?



* Market Makers are assigned by the AMC to provide continuous liquidity on the exchange around real time NAV (iNAV). They provide both buy and sell quotes.



*Creation unit (basket) is the minimum portfolio size which the ETF deploy in the stocks of underlying index to create a replicable portfolio.

As per SEBI Regulation, from 1st July 2022 onwards, minimum purchase order for the transaction through AMC need to be greater than Rs. 25Cr. This limit doesn't apply to Employee Provident Fund Organisation, Recognized Provident Funds, Approved Gratuity Funds and Approved Superannuation Funds under Income Tax Act, 1961

MIRAE ASSET NIFTY ENERGY ETF

NSE Symbol: ENERGY , BSE Scrip Code: 544604

(Exchange Traded Fund (ETF) - An open-ended scheme replicating/tracking Nifty Energy Total Return Index)

Monthly Factsheet as on 31 March, 2026

Fund Information

Fund Managers@ :
Ms. Ekta Gala
Mr. Vishal Singh

Allotment Date : 7th November 2025

Benchmark: Nifty Energy (TRI)

Net AUM (Cr.) 234.0188

Tracking Error Value ~ 0.15%
Since Inception Tracking Error is

Exit Load: Please refer page no.90

Plan Available: The Scheme does not offer any Plans/Options for investment

Minimum Investment Amount

Market Maker: Application for subscription of Units directly with the Fund in Creation Unit Size at NAV based prices in exchange of Portfolio Deposit and Cash Component.

Large Investors: Minimum amount of Rs. 25 crores for transacting directly with the AMC.

Other investors (including Market Maker, Large Investors and Regulated Entities): Units of the Scheme can be subscribed (in lots of 1 Unit) during the trading hours on all trading days on the NSE and BSE on which the Units are listed.

On exchange (in multiple of 1 units) Directly with AMC (in multiple of 1,00,000 units)

Net Asset Value (NAV)

₹ 34.9752 (Per Unit)

Market Makers

Mirae Asset Capital Markets (India) Private Limited
East India Securities Limited
Kanjalochna Finserve Private Limited
Parwati Capital Market Private Limited
Vaibhav Stock & Derivatives Broking Private Limited
IRage Broking Services LLP
Junomoneta Finsol Pvt Ltd
Motilal Oswal Financial Services Limited^

Others

Live iNav is updated on Mirae Asset Mutual Fund website.

NSE Symbol: ENERGY

BSE Code: 544604

Bloomberg Code: MEANERG IN Equity

Reuters Code: MIRA.NS

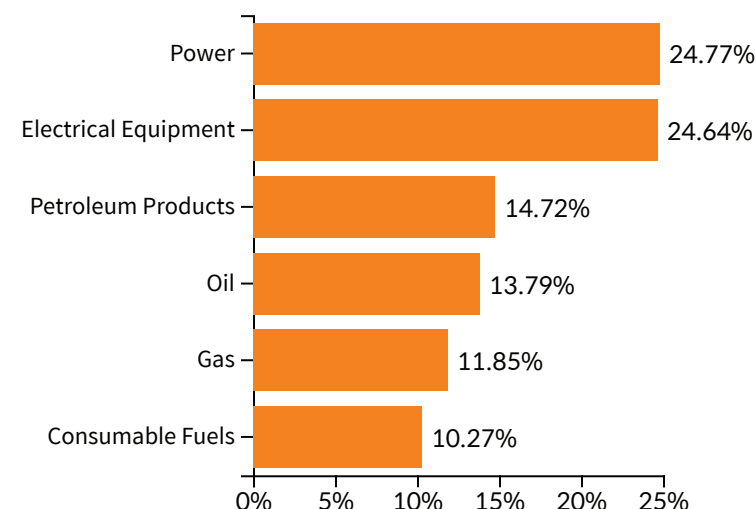
Expense Ratio: 0.18%

Portfolio Top 10 Holdings

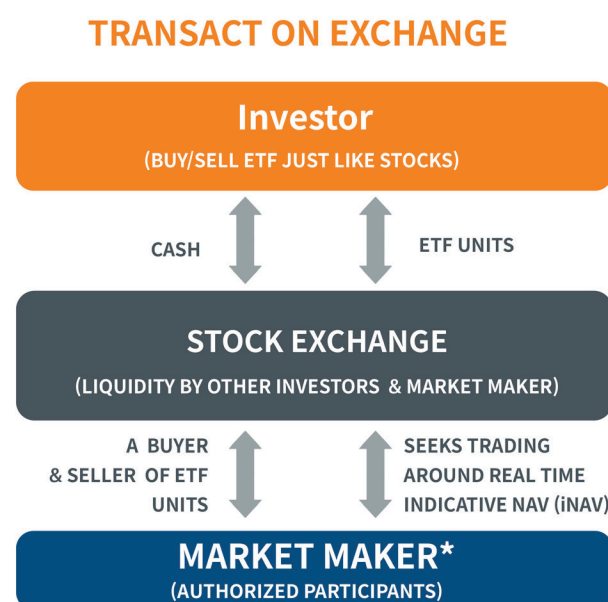
Equity Shares	
Oil & Natural Gas Corporation Ltd.	10.70%
Coal India Ltd.	10.27%
Reliance Industries Ltd.	9.59%
NTPC Ltd.	7.10%
Power Grid Corporation of India Ltd.	5.42%
GAIL (India) Ltd.	4.42%
Suzlon Energy Ltd.	3.89%
GE Vernova T&D India Ltd.	3.65%
CG Power and Industrial Solutions Ltd.	3.64%
Oil India Ltd.	3.09%
Other Equities	38.24%
Equity Holding Total	100.01%
Cash & Other Receivables	-0.01%
Total	100.00%

Sector Allocation^

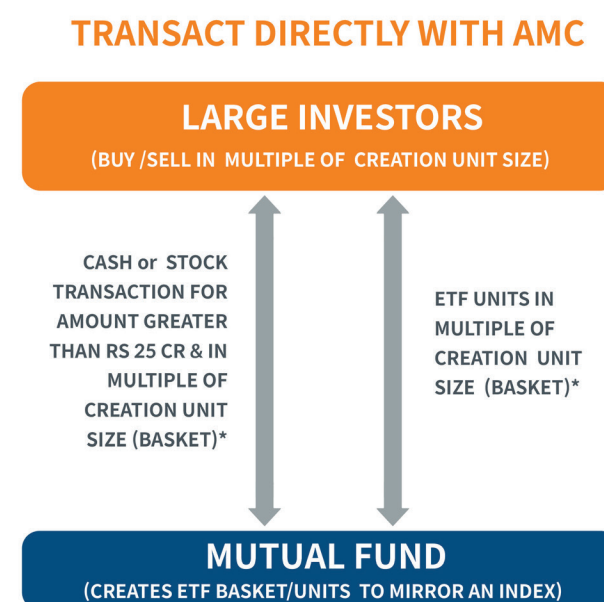
^Industrywise classification as recommended by AMFI



How to Trade in ETF ?



* Market Makers are assigned by the AMC to provide continuous liquidity on the exchange around real time NAV (iNAV). They provide both buy and sell quotes.



*Creation unit (basket) is the minimum portfolio size which the ETF deploy in the stocks of underlying index to create a replicable portfolio.

As per SEBI Regulation, from 1st July 2022 onwards, minimum purchase order for the transaction through AMC need to be greater than Rs. 25Cr. This limit doesn't apply to Employee Provident Fund Organisation, Recognized Provident Funds, Approved Gratuity Funds and Approved Superannuation Funds under Income Tax Act, 1961

Pursuant to clause 14.2.2 of Chapter 14 in SEBI master circular dated March 20, 2026, the scheme is in existence for less than 6 months, hence performance shall not be provided.

@Pursuant to notice cum addendum no. 25/2026, Fund Manager of the scheme has been changed with effect from March 25, 2026.

^Pursuant to notice cum addendum no. 25/2026, a Market Maker has been added w.e.f March 25, 2026.

MIRAE ASSET BSE 500 DIVIDEND LEADERS 50 ETF

NSE Symbol: DIVIDEND , BSE Scrip Code: 544661

(Exchange Traded Fund (ETF) - An open-ended scheme replicating/tracking BSE 500 Dividend Leaders 50 Total Return Index)

Monthly Factsheet as on 31 March, 2026

Fund Information	
Fund Managers :	Ms. Ekta Gala Mr. Akshay Udeshi
Allotment Date :	15 th December 2025
Benchmark:	BSE 500 Dividend Leaders 50 (TRI)
Net AUM (Cr.)	8.4666
Tracking Error Value ~ Since Inception Tracking Error is	0.15%
Exit Load:	Please refer page no.91
Plan Available:	The Scheme does not offer any Plans/Options for investment

Minimum Investment Amount

Market Maker: Application for subscription of Units directly with the Fund in Creation Unit Size at NAV based prices in exchange of Portfolio Deposit and Cash Component.

Large Investors: Minimum amount of Rs. 25 crores for transacting directly with the AMC.

Other investors (including Market Maker, Large Investors and Regulated Entities): Units of the Scheme can be subscribed (in lots of 1 Unit) during the trading hours on all trading days on the NSE and BSE on which the Units are listed.

On exchange (in multiple of 1 units) Directly with AMC (in multiple of 80,000 units)

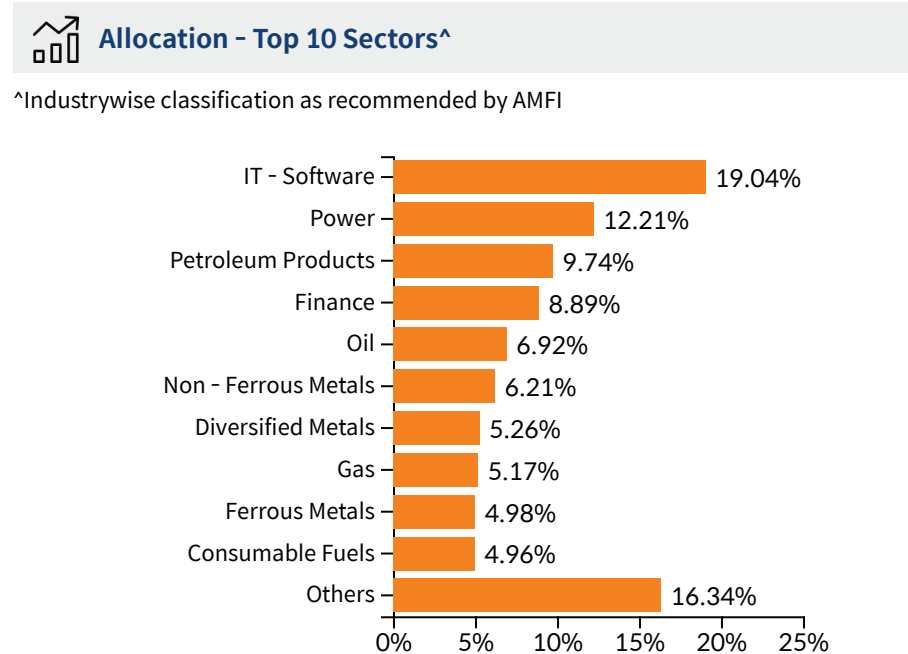
Net Asset Value (NAV)	
₹	33.5342 (Per Unit)

Market Makers	
Mirae Asset Capital Markets (India) Private Limited	
East India Securities Limited	
Kanjalochna Finserve Private Limited	
Parwati Capital Market Private Limited	
Vaibhav Stock & Derivatives Broking Private Limited	
IRage Broking Services LLP	
Junomoneta Finsol Pvt Ltd	
Motilal Oswal Financial Services Limited [^]	

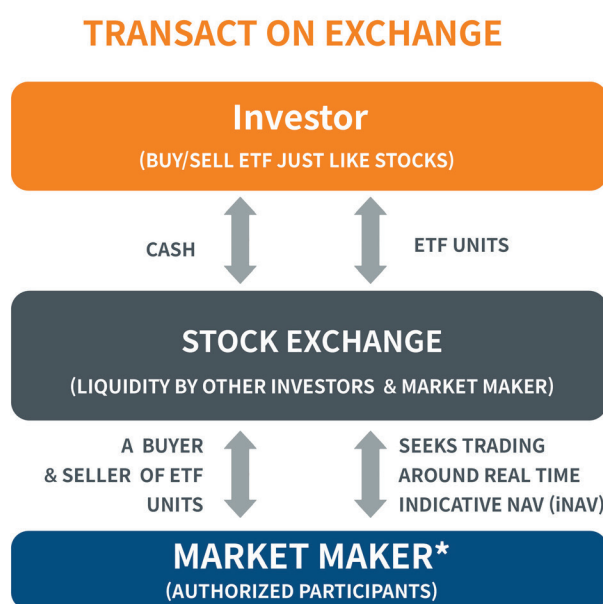
Others	
Live iNav is updated on Mirae Asset Mutual Fund website.	
NSE Symbol: DIVIDEND	
BSE Code: 544661	
Bloomberg Code: MABDLRG IN Equity	
Reuters Code: MIRA.NS	

Expense Ratio: 0.19%	
----------------------	--

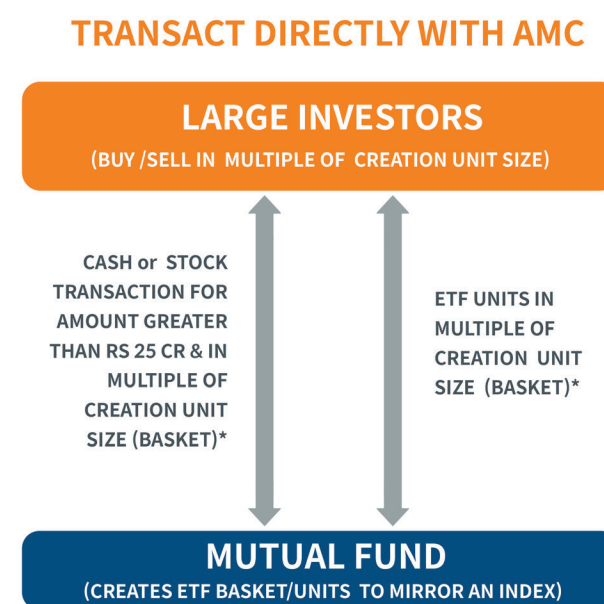
Portfolio Top 10 Holdings	
Equity Shares	
Vedanta Ltd.	5.26%
Oil & Natural Gas Corporation Ltd.	5.01%
Tata Steel Ltd.	4.98%
Coal India Ltd.	4.96%
NTPC Ltd.	4.86%
Power Grid Corporation of India Ltd.	4.70%
Power Finance Corporation Ltd.	4.65%
Tech Mahindra Ltd.	3.77%
REC Ltd.	3.75%
Hero MotoCorp Ltd.	3.58%
Other Equities	54.20%
Equity Holding Total	99.72%
Cash & Other Receivables	0.28%
Total	100.00%



How to Trade in ETF ?



* Market Makers are assigned by the AMC to provide continuous liquidity on the exchange around real time NAV (iNAV). They provide both buy and sell quotes.



*Creation unit (basket) is the minimum portfolio size which the ETF deploy in the stocks of underlying index to create a replicable portfolio.

As per SEBI Regulation, from 1st July 2022 onwards, minimum purchase order for the transaction through AMC need to be greater than Rs. 25Cr. This limit doesn't apply to Employee Provident Fund Organisation, Recognized Provident Funds, Approved Gratuity Funds and Approved Superannuation Funds under Income Tax Act, 1961

MIRAE ASSET NIFTY TOP 20 EQUAL WEIGHT ETF

NSE Symbol: TOP20 , BSE Scrip Code: 544660

(Exchange Traded Fund (ETF) - An open-ended scheme replicating/tracking Nifty Top 20 Equal Weight Total Return Index)

Monthly Factsheet as on 31 March, 2026

Fund Information	
Fund Managers :	Mr. Ritesh Patel Mr. Akshay Udeshi
Allotment Date :	15 th December 2025
Benchmark:	Nifty Top 20 Equal Weight (TRI)
Net AUM (Cr.)	9.7103
Tracking Error Value ~ Since Inception Tracking Error is	0.11%
Exit Load:	Please refer page no.91
Plan Available:	The Scheme does not offer any Plans/Options for investment

Minimum Investment Amount

Market Maker: Application for subscription of Units directly with the Fund in Creation Unit Size at NAV based prices in exchange of Portfolio Deposit and Cash Component.

Large Investors: Minimum amount of Rs. 25 crores for transacting directly with the AMC.

Other investors (including Market Maker, Large Investors and Regulated Entities): Units of the Scheme can be subscribed (in lots of 1 Unit) during the trading hours on all trading days on the NSE and BSE on which the Units are listed.

On exchange (in multiple of 1 units) Directly with AMC (in multiple of 3,00,000 units)

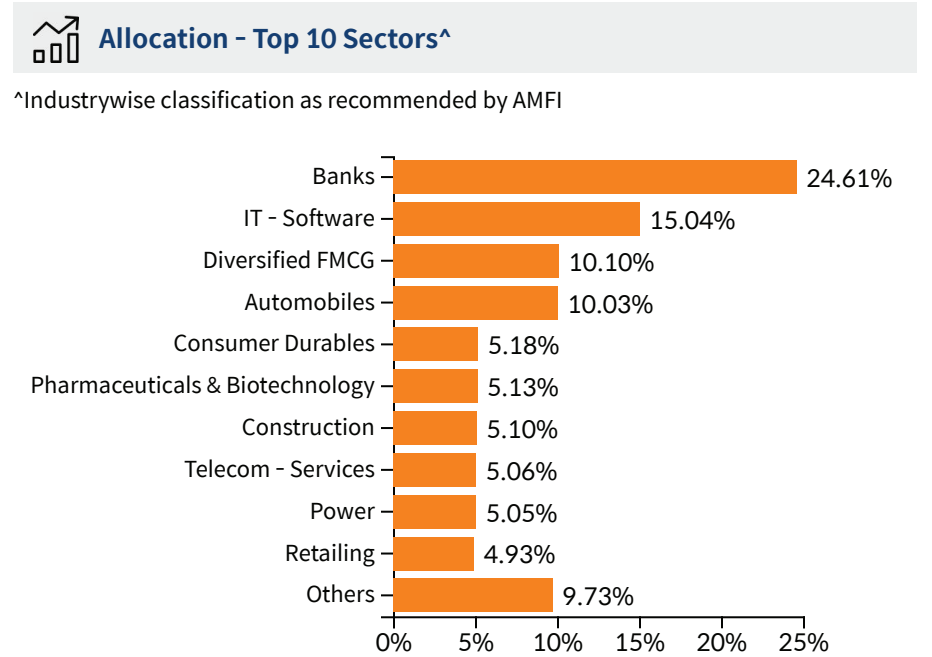
Net Asset Value (NAV)	
₹	8.1707 (Per Unit)

Market Makers	
Mirae Asset Capital Markets (India) Private Limited	
East India Securities Limited	
Kanjalochna Finserve Private Limited	
Parwati Capital Market Private Limited	
Vaibhav Stock & Derivatives Broking Private Limited	
IRage Broking Services LLP	
Junomoneta Finsol Pvt Ltd	
Motilal Oswal Financial Services Limited [^]	

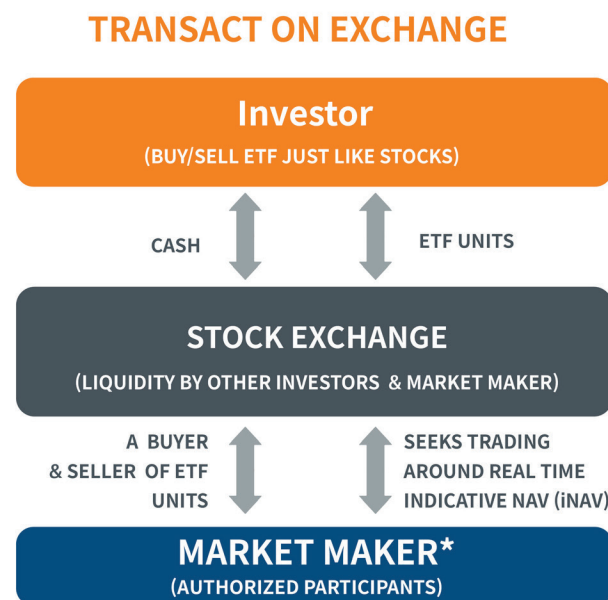
Others	
Live iNav is updated on Mirae Asset Mutual Fund website.	
NSE Symbol: TOP20	
BSE Code: 544660	
Bloomberg Code: MIANERG IN Equity	
Reuters Code: MIRA.NS	

Expense Ratio: 0.09%	
----------------------	--

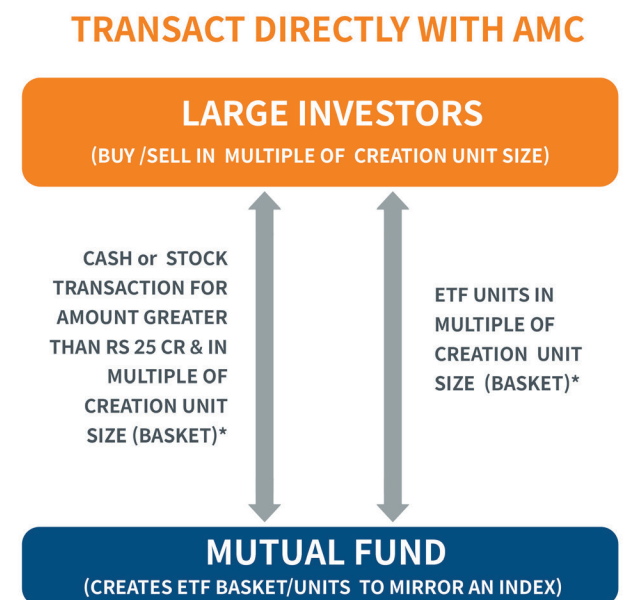
Portfolio Top 10 Holdings	
Equity Shares	
Titan Company Ltd.	5.18%
Sun Pharmaceutical Industries Ltd.	5.13%
Larsen & Toubro Ltd.	5.10%
Bharti Airtel Ltd.	5.06%
ITC Ltd.	5.06%
NTPC Ltd.	5.05%
Hindustan Unilever Ltd.	5.05%
Maruti Suzuki India Ltd.	5.04%
Tata Consultancy Services Ltd.	5.03%
Infosys Ltd.	5.01%
Other Equities	49.25%
Equity Holding Total	99.96%
Cash & Other Receivables	0.04%
Total	100.00%



How to Trade in ETF ?



^{*} Market Makers are assigned by the AMC to provide continuous liquidity on the exchange around real time NAV (iNAV). They provide both buy and sell quotes.



^{*}Creation unit (basket) is the minimum portfolio size which the ETF deploy in the stocks of underlying index to create a replicable portfolio.

As per SEBI Regulation, from 1st July 2022 onwards, minimum purchase order for the transaction through AMC need to be greater than Rs. 25Cr. This limit doesn't apply to Employee Provident Fund Organisation, Recognized Provident Funds, Approved Gratuity Funds and Approved Superannuation Funds under Income Tax Act, 1961

MIRAE ASSET NIFTY 500 HEALTHCARE ETF

NSE Symbol: HEALTHCARE , BSE Scrip Code: 544701

(Exchange Traded Fund (ETF) - An open-ended scheme replicating/tracking Nifty 500 Healthcare ETF Total Return Index)

Monthly Factsheet as on 31 March, 2026

Fund Information	
Fund Managers :	Ms. Ekta Gala Mr. Ritesh Patel
Allotment Date :	10 th February 2026
Benchmark:	Nifty 500 Healthcare (TRI)
Net AUM (Cr.)	7.6222
Tracking Error Value ~ Since Inception Tracking Error is	0.39%
Exit Load:	Please refer page no.91
Plan Available:	The Scheme does not offer any Plans/Options for investment

Minimum Investment Amount
Market Maker: Application for subscription of Units directly with the Fund in Creation Unit Size at NAV based prices in exchange of Portfolio Deposit and Cash Component.
Large Investors: Minimum amount of Rs. 25 crores for transacting directly with the AMC.
Other investors (including Market Maker, Large Investors and Regulated Entities): Units of the Scheme can be subscribed (in lots of 1 Unit) during the trading hours on all trading days on the NSE and BSE on which the Units are listed.

On exchange (in multiple of 1 units) Directly with AMC (in multiple of 2,00,000 units)

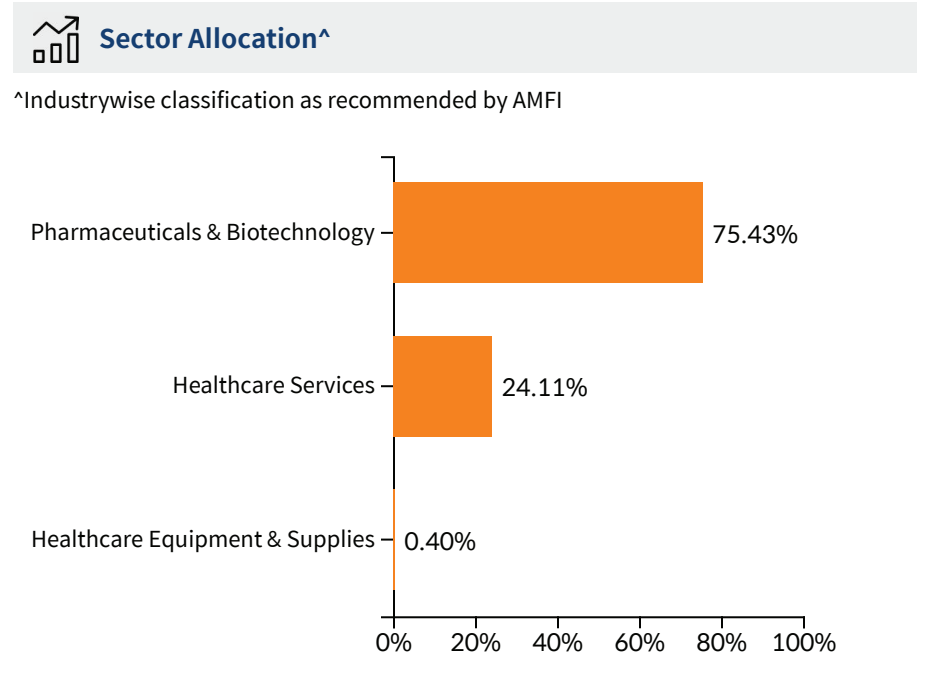
Net Asset Value (NAV)
 ₹ 17.8661 (Per Unit)

Market Makers
 Mirae Asset Capital Markets (India) Private Limited
 East India Securities Limited
 Kanjalochana Finserve Private Limited
 Parwati Capital Market Private Limited
 Vaibhav Stock & Derivatives Broking Private Limited
 IRage Broking Services LLP
 Junomoneta Finsol Pvt Ltd
 Motilal Oswal Financial Services Limited[^]

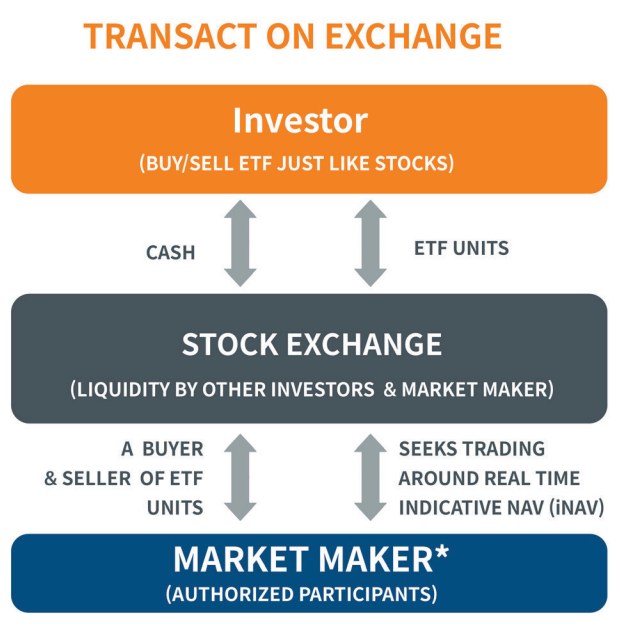
Others
 Live iNav is updated on Mirae Asset Mutual Fund website.
 NSE Symbol: HEALTHCARE
 BSE Code: 544701
 Bloomberg Code: MANHCRG IN EQUITY
 Reuters Code: MIRA.NS

Expense Ratio: 0.11%

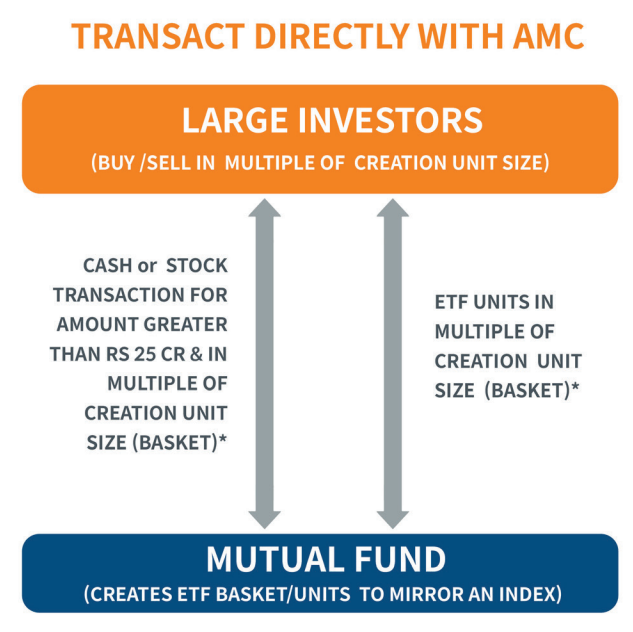
Portfolio Top 10 Holdings	
Equity Shares	
Sun Pharmaceutical Industries Ltd.	10.03%
Dr. Reddy's Laboratories Ltd.	6.75%
Apollo Hospitals Enterprise Ltd.	6.75%
Divi's Laboratories Ltd.	6.67%
Max Healthcare Institute Ltd.	6.32%
Cipla Ltd.	6.08%
Lupin Ltd.	4.95%
Torrent Pharmaceuticals Ltd.	3.90%
Fortis Healthcare Ltd.	3.66%
Laurus Labs Ltd.	3.41%
Other Equities	41.42%
Equity Holding Total	99.94%
Cash & Other Receivables	0.06%
Total	100.00%



How to Trade in ETF ?



* Market Makers are assigned by the AMC to provide continuous liquidity on the exchange around real time NAV (iNAV). They provide both buy and sell quotes.



*Creation unit (basket) is the minimum portfolio size which the ETF deploy in the stocks of underlying index to create a replicable portfolio.

As per SEBI Regulation, from 1st July 2022 onwards, minimum purchase order for the transaction through AMC need to be greater than Rs. 25Cr. This limit doesn't apply to Employee Provident Fund Organisation, Recognized Provident Funds, Approved Gratuity Funds and Approved Superannuation Funds under Income Tax Act, 1961

MIRAE ASSET NIFTY INDIA INFRASTRUCTURE & LOGISTICS ETF

NSE Symbol: INFRA , BSE Scrip Code: 544704

(Exchange Traded Fund (ETF) - An open-ended scheme replicating/tracking Nifty India Infrastructure & Logistics Total Return Index)

Monthly Factsheet as on 31 March, 2026

Fund Information	
Fund Managers@ :	Ms. Ekta Gala Mr. Vishal Singh
Allotment Date :	12 th February 2026
Benchmark:	Nifty India Infrastructure & Logistics (TRI)
Net AUM (Cr.)	7,2301
Tracking Error Value ~ Since Inception Tracking Error is	0.21%
Exit Load:	Please refer page no.92
Plan Available:	The Scheme does not offer any Plans/Options for investment

Minimum Investment Amount

Market Maker: Application for subscription of Units directly with the Fund in Creation Unit Size at NAV based prices in exchange of Portfolio Deposit and Cash Component.

Large Investors: Minimum amount of Rs. 25 crores for transacting directly with the AMC.

Other investors (including Market Maker, Large Investors and Regulated Entities): Units of the Scheme can be subscribed (in lots of 1 Unit) during the trading hours on all trading days on the NSE and BSE on which the Units are listed.

On exchange (in multiple of 1 units) Directly with AMC (in multiple of 5,00,000 units)

Net Asset Value (NAV)

₹ 10.1928 (Per Unit)

Market Makers

Mirae Asset Capital Markets (India) Private Limited
East India Securities Limited
Kanjalochna Finserve Private Limited
Parwati Capital Market Private Limited
Vaibhav Stock & Derivatives Broking Private Limited
IRage Broking Services LLP
Junomoneta Finsol Pvt Ltd
Motilal Oswal Financial Services Limited^

Others

Live iNav is updated on Mirae Asset Mutual Fund website.

NSE Symbol: INFRA

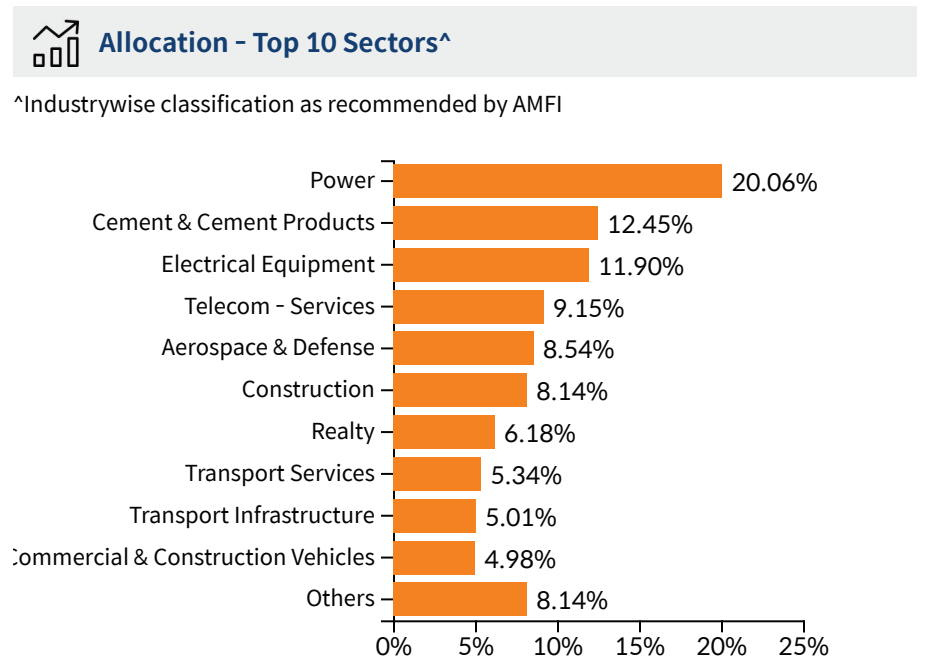
BSE Code: 544704

Bloomberg Code: MANILRG IN EQUITY

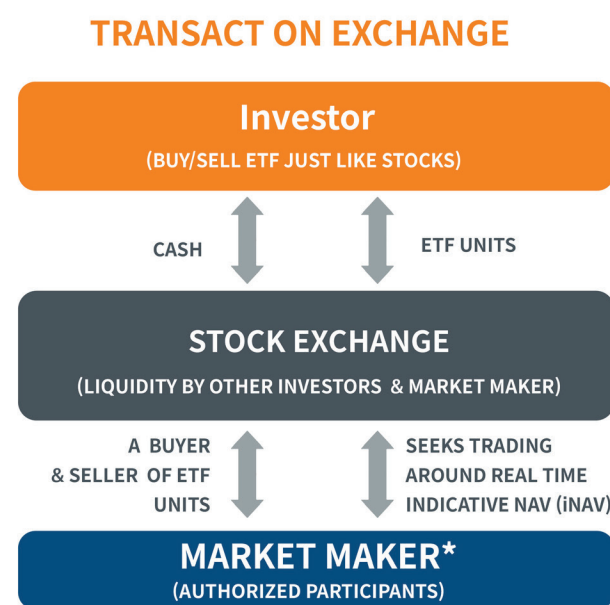
Reuters Code: MIRA.NS

Expense Ratio: 0.19%

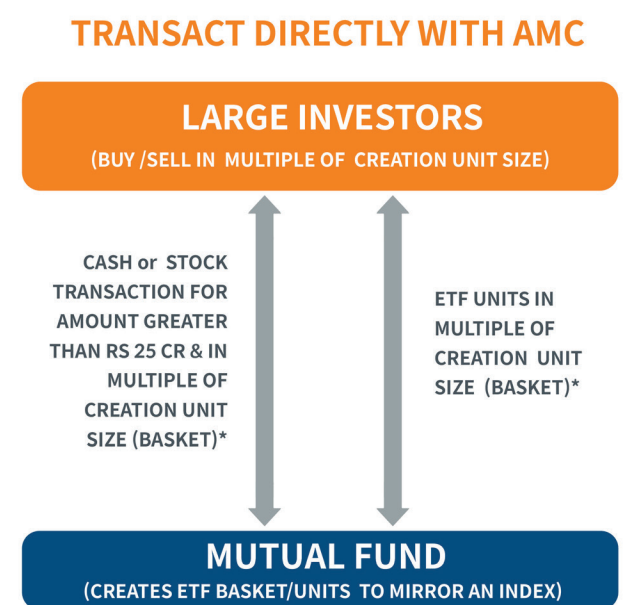
Portfolio Top 10 Holdings	
Equity Shares	
NTPC Ltd.	5.04%
Larsen & Toubro Ltd.	5.03%
Bharti Airtel Ltd.	4.99%
Bharat Electronics Ltd.	4.93%
Ultratech Cement Ltd.	4.74%
Power Grid Corporation of India Ltd.	4.54%
Grasim Industries Ltd.	3.62%
Adani Ports and Special Economic Zone Ltd.	3.60%
Interglobe Aviation Ltd.	3.32%
Tata Motors Ltd.	3.03%
Other Equities	57.05%
Equity Holding Total	99.89%
Cash & Other Receivables	0.11%
Total	100.00%



How to Trade in ETF ?



* Market Makers are assigned by the AMC to provide continuous liquidity on the exchange around real time NAV (iNAV). They provide both buy and sell quotes.



*Creation unit (basket) is the minimum portfolio size which the ETF deploy in the stocks of underlying index to create a replicable portfolio.

As per SEBI Regulation, from 1st July 2022 onwards, minimum purchase order for the transaction through AMC need to be greater than Rs. 25Cr. This limit doesn't apply to Employee Provident Fund Organisation, Recognized Provident Funds, Approved Gratuity Funds and Approved Superannuation Funds under Income Tax Act, 1961

Pursuant to clause 14.2.2 of Chapter 14 in SEBI master circular dated March 20, 2026, the scheme is in existence for less than 6 months, hence performance shall not be provided.

^Pursuant to notice cum addendum no. 25/2026, a Market Maker has been added w.e.f March 25, 2026.

@ Pursuant to notice cum addendum no. 25/2026, Fund Manager of the scheme has been changed with effect from March 25, 2026.

MIRAE ASSET BSE INDIA DEFENCE ETF

NSE Symbol: DEFENCE , BSE Scrip Code: 544705

(Exchange Traded Fund (ETF) - An open-ended scheme replicating/tracking BSE India Defence Total Return Index)

Monthly Factsheet as on 31 March, 2026

Fund Information

Fund Managers@ :
Ms. Ekta Gala
Mr. Vishal Singh

Allotment Date : 13th February 2026

Benchmark: BSE India Defence (TRI)

Net AUM (Cr.) 46.8256

Tracking Error Value ~ 0.39%
Since Inception Tracking Error is

Exit Load: Please refer page no.92

Plan Available: The Scheme does not offer any Plans/Options for investment

Minimum Investment Amount

Market Maker: Application for subscription of Units directly with the Fund in Creation Unit Size at NAV based prices in exchange of Portfolio Deposit and Cash Component.

Large Investors: Minimum amount of Rs. 25 crores for transacting directly with the AMC.

Other investors (including Market Maker, Large Investors and Regulated Entities): Units of the Scheme can be subscribed (in lots of 1 Unit) during the trading hours on all trading days on the NSE and BSE on which the Units are listed.

On exchange (in multiple of 1 units) Directly with AMC (in multiple of 65,000 units)

Net Asset Value (NAV)

₹ 58.9797 (Per Unit)

Market Makers

Mirae Asset Capital Markets (India) Private Limited
East India Securities Limited
Kanjalochna Finsolve Private Limited
Parwati Capital Market Private Limited
Vaibhav Stock & Derivatives Broking Private Limited
IRage Broking Services LLP
Junomoneta Finsol Pvt Ltd
Motilal Oswal Financial Services Limited*

Others

Live iNav is updated on Mirae Asset Mutual Fund website.

NSE Symbol: DEFENCE

BSE Code: 544705

Bloomberg Code: MABINRG IN EQUITY

Reuters Code: MIRA.NS

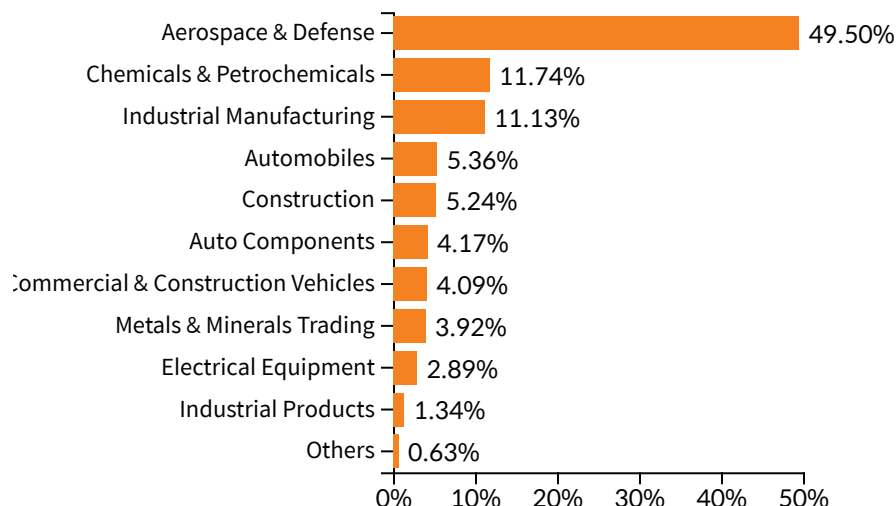
Expense Ratio: 0.34%

Portfolio Top 10 Holdings

Equity Shares	
Bharat Electronics Ltd.	15.21%
Hindustan Aeronautics Ltd.	15.00%
Solar Industries India Ltd.	11.59%
Mazagon Dock Shipbuilders Ltd.	6.21%
Mahindra & Mahindra Ltd.	5.36%
Larsen & Toubro Ltd.	5.24%
Cochin Shipyard Ltd.	3.95%
Bharat Dynamics Ltd.	3.95%
Adani Enterprises Ltd.	3.92%
Bharat Forge Ltd.	3.77%
Other Equities	25.81%
Equity Holding Total	100.01%
Cash & Other Receivables	-0.01%
Total	100.00%

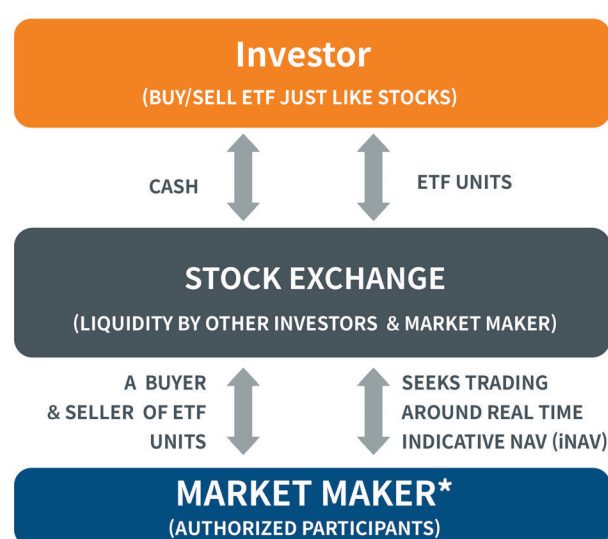
Allocation - Top 10 Sectors^

^Industrywise classification as recommended by AMFI



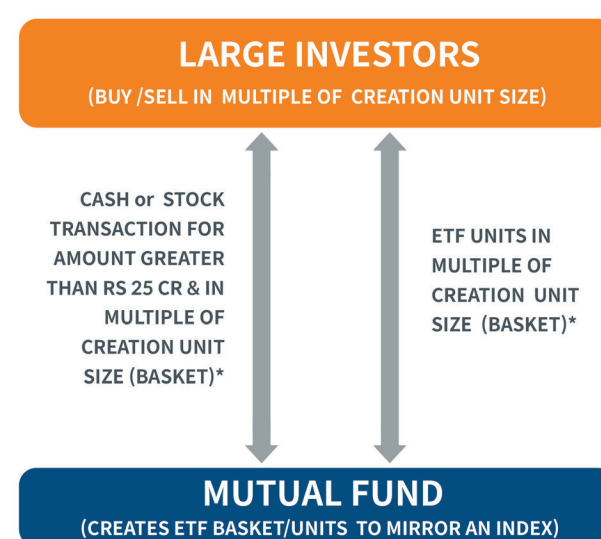
How to Trade in ETF ?

TRANSACTION ON EXCHANGE



* Market Makers are assigned by the AMC to provide continuous liquidity on the exchange around real time NAV (iNAV). They provide both buy and sell quotes.

TRANSACTION DIRECTLY WITH AMC



*Creation unit (basket) is the minimum portfolio size which the ETF deploy in the stocks of underlying index to create a replicable portfolio.

As per SEBI Regulation, from 1st July 2022 onwards, minimum purchase order for the transaction through AMC need to be greater than Rs. 25Cr. This limit doesn't apply to Employee Provident Fund Organisation, Recognized Provident Funds, Approved Gratuity Funds and Approved Superannuation Funds under Income Tax Act, 1961

Pursuant to clause 14.2.2 of Chapter 14 in SEBI master circular dated March 20, 2026, the scheme is in existence for less than 6 months, hence performance shall not be provided.

^Pursuant to notice cum addendum no. 25/2026, a Market Maker has been added w.e.f March 25, 2026.

@ Pursuant to notice cum addendum no. 25/2026, Fund Manager of the scheme has been changed with effect from March 25, 2026.

MIRAE ASSET NIFTY 500 VALUE 50 ETF

NSE Symbol: VALUE , BSE Scrip Code: 544737

(Exchange Traded Fund (ETF) - An open-ended scheme replicating/tracking Nifty 500 Value 50 ETF Total Return Index)

Monthly Factsheet as on 31 March, 2026

Fund Information	
Fund Managers :	Ms. Ekta Gala Mr. Akshay Udeshi
Allotment Date :	20 th March 2026
Benchmark:	Nifty 500 Value 50 (TRI)
Net AUM (Cr.)	5.8188
Tracking Error Value ~ Since Inception Tracking Error is	1.32%
Exit Load:	Please refer page no.92
Plan Available:	The Scheme does not offer any Plans/Options for investment

Minimum Investment Amount
Market Maker: Application for subscription of Units directly with the Fund in Creation Unit Size at NAV based prices in exchange of Portfolio Deposit and Cash Component.
Large Investors: Minimum amount of Rs. 25 crores for transacting directly with the AMC.
Other investors (including Market Maker, Large Investors and Regulated Entities): Units of the Scheme can be subscribed (in lots of 1 Unit) during the trading hours on all trading days on the NSE and BSE on which the Units are listed.

On exchange (in multiple of 1 units) Directly with AMC (in multiple of 2,00,000 units)

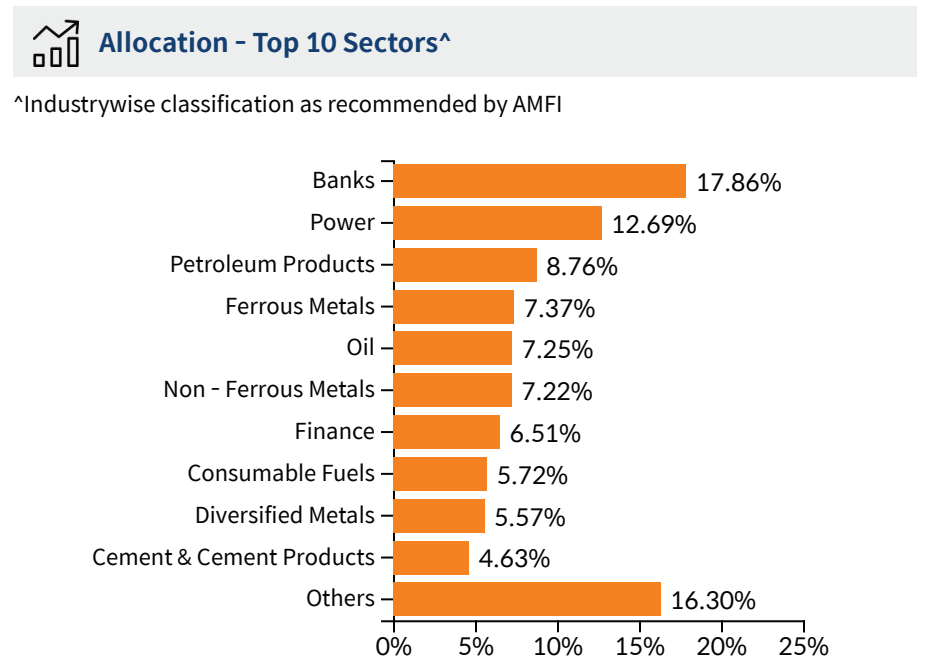
Net Asset Value (NAV)
 ₹ 14.9875 (Per Unit)

Market Makers
 Mirae Asset Capital Markets (India) Private Limited
 East India Securities Limited
 Kanjalochana Finsolve Private Limited
 Parwati Capital Market Private Limited
 Vaibhav Stock & Derivatives Broking Private Limited
 IRage Broking Services LLP
 Junomoneta Finsol Pvt Ltd
 Motilal Oswal Financial Services Limited[^]

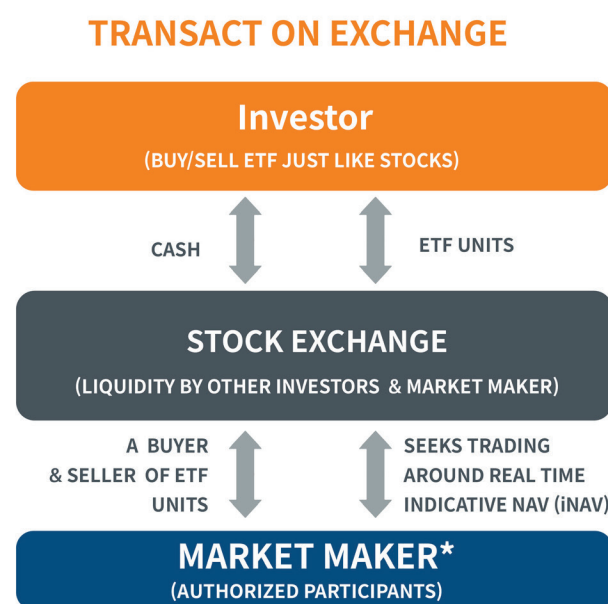
Others
 Live iNav is updated on Mirae Asset Mutual Fund website.
 NSE Symbol: VALUE
 BSE Code: 544737
 Bloomberg Code: MANVERG IN EQUITY
 Reuters Code: MIRA.NS

Expense Ratio: 0.12%

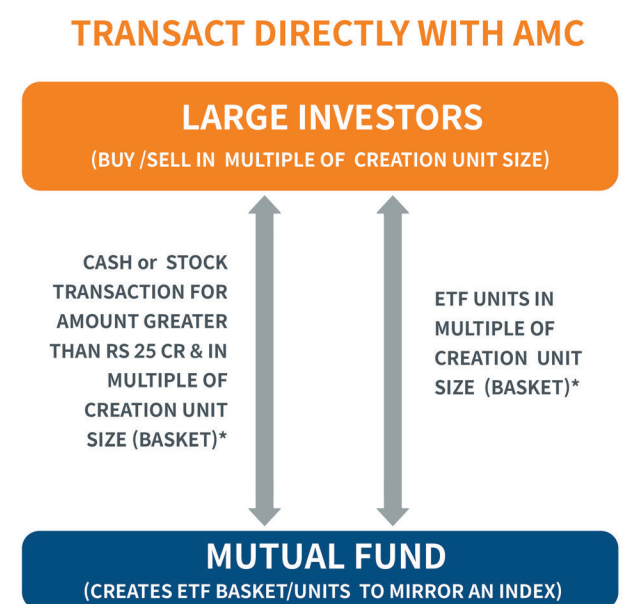
Portfolio Top 10 Holdings	
Equity Shares	
Oil & Natural Gas Corporation Ltd.	6.20%
NTPC Ltd.	5.84%
Tata Steel Ltd.	5.80%
Coal India Ltd.	5.72%
Power Grid Corporation of India Ltd.	5.70%
Vedanta Ltd.	5.57%
State Bank of India	5.18%
Hindalco Industries Ltd.	5.18%
Grasim Industries Ltd.	4.63%
Tata Motors Passenger Vehicles Ltd.	4.22%
Other Equities	45.84%
Equity Holding Total	99.88%
Cash & Other Receivables	0.12%
Total	100.00%



How to Trade in ETF ?



^{*} Market Makers are assigned by the AMC to provide continuous liquidity on the exchange around real time NAV (iNAV). They provide both buy and sell quotes.



^{*}Creation unit (basket) is the minimum portfolio size which the ETF deploy in the stocks of underlying index to create a replicable portfolio.

As per SEBI Regulation, from 1st July 2022 onwards, minimum purchase order for the transaction through AMC need to be greater than Rs. 25Cr. This limit doesn't apply to Employee Provident Fund Organisation, Recognized Provident Funds, Approved Gratuity Funds and Approved Superannuation Funds under Income Tax Act, 1961

Pursuant to clause 14.2.2 of Chapter 14 in SEBI master circular dated March 20, 2026, the scheme is in existence for less than 6 months, hence performance shall not be provided.

[^]Pursuant to notice cum addendum no. 25/2026, a Market Maker has been added w.e.f March 25, 2026.

MIRAE ASSET NIFTY 100 ESG SECTOR LEADERS ETF

NSE Symbol: ESG , BSE Scrip Code: 543246

(Exchange Traded Fund (ETF) - An open ended scheme replicating/tracking Nifty 100 ESG Sector Leaders Total Return Index)

Monthly Factsheet as on 31 March, 2026

Fund Information	
Fund Managers@ :	
Ms. Ekta Gala	
Mr. Vishal Singh	
Allotment Date :	17 th November 2020
Benchmark:	Nifty 100 ESG Sector Leaders Index (TRI)
Net AUM (Cr.)	94.5758
Tracking Error Value ~ 1 Year Tracking Error is	0.08%
Exit Load:	Please refer page no.93
Plan Available:	The Scheme does not offer any Plans/Options for investment

Minimum Investment Amount

Market Maker: Application for subscription of Units directly with the Fund in Creation Unit Size at NAV based prices in exchange of Portfolio Deposit and Cash Component.

Large Investors: Minimum amount of ₹25 crores for transacting directly with the AMC.

Other investors (including Market Maker, Large Investors and Regulated Entities): Units of the Scheme can be subscribed (in lots of 1 Unit) during the trading hours on all trading days on the NSE and BSE on which the Units are listed.

On exchange (in multiple of 1 units), Directly with AMC or Market Maker (in multiple of 1,25,000 units)

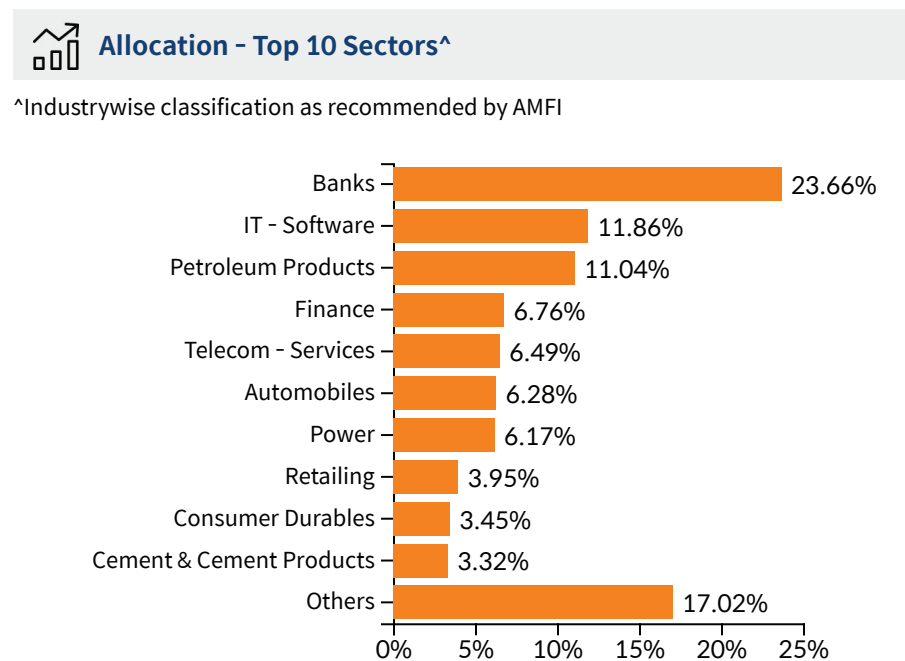
Net Asset Value (NAV)	
₹ 37.8102 (Per Unit)	

Market Makers	
Mirae Asset Capital Markets (India) Private Limited	
East India Securities Limited	
Kanjallochana Finserv Private Limited	
Parwati Capital Market Private Limited	
Vaibhav Stock & Derivatives Broking Private Limited	
IRage Broking Services LLP	
Junomoneta Finsol Pvt Ltd	
Motilal Oswal Financial Services Limited*	

Others	
Live iNav is updated on Mirae Asset Mutual Fund website.	
NSE Symbol: ESG	
BSE Code: 543246	
Bloomberg Code: ESG IN Equity	
Reuters Code: MIRA.NS	

Expense Ratio: 0.41%	

Portfolio Holdings		
Equity Shares		ESG Score*
Equity Holdings		
ICICI Bank Ltd.	9.89%	76.70
HDFC Bank Ltd.	9.82%	80.10
Reliance Industries Ltd.	9.77%	68.00
Bharti Airtel Ltd.	6.49%	74.80
Infosys Ltd.	5.20%	80.90
Axis Bank Ltd.	3.95%	81.70
Mahindra & Mahindra Ltd.	3.13%	77.90
Tata Consultancy Services Ltd.	2.86%	71.10
Bajaj Finance Ltd.	2.54%	78.70
Hindustan Unilever Ltd.	2.16%	77.20
NTPC Ltd.	2.08%	62.80
Eternal Ltd.	1.96%	70.30
Titan Company Ltd.	1.93%	71.10
Maruti Suzuki India Ltd.	1.92%	76.60
Tata Steel Ltd.	1.88%	69.30
HCL Technologies Ltd.	1.68%	79.40
Power Grid Corporation of India Ltd.	1.59%	61.90
Hindalco Industries Ltd.	1.52%	68.40
Ultratech Cement Ltd.	1.51%	71.10
Shriram Finance Ltd.	1.45%	81.10
Asian Paints Ltd.	1.16%	74.10
Grasim Industries Ltd.	1.16%	67.80
Adani Ports and Special Economic Zone Ltd.	1.15%	74.60
Tech Mahindra Ltd.	1.04%	77.90
Nestle India Ltd.	1.00%	70.80
SBI Life Insurance Co. Ltd.	0.95%	74.20
TVS Motor Company Ltd.	0.94%	73.30
Apollo Hospitals Enterprise Ltd.	0.91%	67.10
Jio Financial Services Ltd.	0.87%	77.20
Trent Ltd.	0.87%	68.90
Max Healthcare Institute Ltd.	0.85%	75.10
Britannia Industries Ltd.	0.76%	64.20
HDFC Life Insurance Company Ltd.	0.75%	76.00
Tata Power Company Ltd.	0.75%	68.10
Adani Power Ltd.	0.74%	64.90
Avenue Supermarts Ltd.	0.69%	70.00
Cholamandalam Investment & Finance Co. Ltd.	0.69%	79.80
Bharat Petroleum Corporation Ltd.	0.68%	63.90
Power Finance Corporation Ltd.	0.66%	74.30
Wipro Ltd.	0.64%	78.30
Indian Oil Corporation Ltd.	0.60%	61.30
Adani Enterprises Ltd.	0.54%	64.80
CG Power and Industrial Solutions Ltd.	0.53%	64.70
Torrent Pharmaceuticals Ltd.	0.52%	69.60
ICICI Lombard General Insurance Company Ltd.	0.49%	79.40
Pidilite Industries Ltd.	0.47%	69.40
Godrej Consumer Products Ltd.	0.47%	76.40
REC Ltd.	0.45%	79.30
LTIMindtree Ltd.	0.44%	78.90
GAIL (India) Ltd.	0.44%	68.90
Info Edge (India) Ltd.	0.44%	74.40
Adani Energy Solutions Ltd.	0.38%	74.20
DLF Ltd.	0.38%	70.00
ABB India Ltd.	0.37%	74.20
Shree Cement Ltd.	0.37%	66.40
Havells India Ltd.	0.36%	70.90
Adani Green Energy Ltd.	0.32%	71.20
Siemens Ltd.	0.31%	61.50
JSW Energy Ltd.	0.30%	70.00
Hyundai Motor India Ltd.	0.30%	69.10
Bosch Ltd.	0.29%	70.30
Ambuja Cements Ltd.	0.29%	66.60
Hindustan Zinc Ltd.	0.26%	67.80
Bajaj Housing Finance Ltd.	0.10%	76.60
Equity Holdings Total	100.00%	74.04 Weighted Average Fund Score
Cash & Other Receivables		
TREPS/Reverse Repo	0.07%	
Net Receivables / (Payables)	-0.07%	
Cash & Other Receivables Total	-0.00%	
Total	100.00%	



Performance Report			
Period	Mirae Asset Nifty 100 ESG Sector Leaders ETF	Scheme Benchmark*	Additional Benchmark**
Last 1 Year	-4.73%	-4.25%	-6.01%
Last 3 Years	10.14%	10.83%	8.14%
Last 5 Years	8.59%	9.27%	9.05%
Since Inception	10.29%	11.02%	10.87%
Value of Rs. 10000 invested Since Inception	₹16,922	₹17,534	₹17,406
NAV as on 31 st March, 2026	₹37.8102		
Index Value 31 st March, 2026		Index Value of Scheme Benchmark is ₹4,320.5500 and BSE Sensex (TRI) is ₹1,12,988.4783	
Allotment Date	17 th November 2020		
Scheme Benchmark	*Nifty 100 ESG Sector Leaders Index (TRI)		
Additional Benchmark	**BSE Sensex (TRI)		

Fund Managers : Ms. Ekta Gala (since November 17, 2020), Mr. Vishal Singh@ (since March 25, 2026)
Note: Returns (%) for less than 1 year calculated on simple annualized basis, others are CAGR- Compounded Annualized Growth returns.
Latest available NAV has been taken for return calculation wherever applicable

Past Performance may or may not be sustained in future.

Note: For computation of since inception returns (%) the allotment NAV has been taken as ₹22.3440.

Note:1. The reference and details provided here in are of Regular Plan - Growth Option

* Note: This section contains information developed by Stakeholders Empowerment Services. Such information and data are proprietary of Stakeholders Empowerment Services and/or its third party suppliers (Third Party Data) and are provided for informational purposes only. They do not constitute an endorsement of any product or project, nor an investment advice and are not warranted to be complete, timely, accurate or suitable for a particular purpose. Their use is subject to conditions available at <https://www.sesgovernance.com/>

*Pursuant to notice cum addendum no. 25/2026, a Market Maker has been added w.e.f March 25, 2026.

© Pursuant to notice cum addendum no. 25/2026, Fund Manager of the scheme has been changed with effect from March 25, 2026.

The performance of other funds managed by the same fund manager is given in the respective page of the schemes and on page No. 108, 109, 110, 111, 112, 114, 115, 116, 117, 118, 119, 120, 121, 122

MIRAE ASSET NYSE FANG + ETF

NSE Symbol: MAFANG , BSE Scrip Code: 543291

(Exchange Traded Fund (ETF) - An open ended scheme replicating/tracking NYSE FANG + Total Return Index)

Monthly Factsheet as on 31 March, 2026

Fund Information	
Fund Managers :	Mr. Siddharth Srivastava
Allotment Date :	6 th May 2021
Benchmark:	NYSE FANG + Index (TRI) (INR)
Net AUM (Cr.)	3,184.8628
Tracking Error Value ~ 1 Year Tracking Error is	0.04%
Exit Load:	Please refer page no.93
Plan Available:	The Scheme does not offer any Plans/Options for investment

Minimum Investment Amount
Market Maker: Application for subscription of Units directly with the Fund in Creation Unit Size at NAV based prices in exchange of Portfolio Deposit and Cash Component.
Large Investors: Minimum amount of ₹25 crores for transacting directly with the AMC.
Other investors (including Market Maker, Large Investors and Regulated Entities): Units of the Scheme can be subscribed (in lots of 1 Unit) during the trading hours on all trading days on the NSE and BSE on which the Units are listed.

On exchange (in multiple of 1 units), Directly with AMC or Market Maker (in multiple of 2,00,000 units)

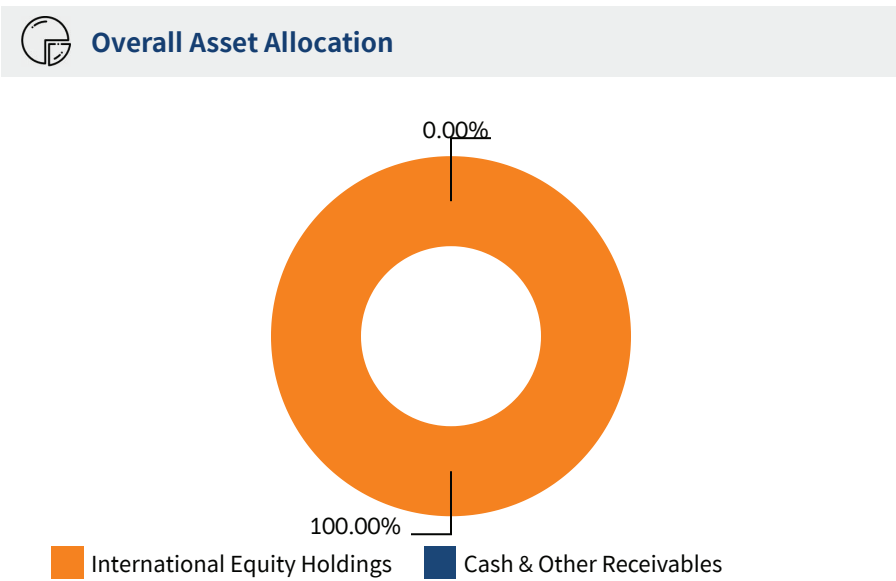
Net Asset Value (NAV)
 ₹ 128.7835 (Per Unit)

Market Makers
 Mirae Asset Capital Markets (India) Private Limited
 East India Securities Limited
 Kanjalochana Finserve Private Limited
 Parwati Capital Market Private Limited
 Vaibhav Stock & Derivatives Broking Private Limited
 IRage Broking Services LLP
 Junomoneta Finsol Pvt Ltd
 Motilal Oswal Financial Services Limited[^]

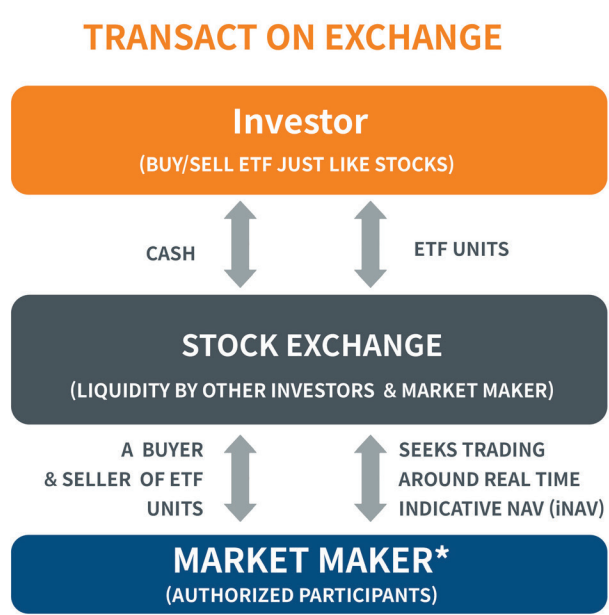
Others
 Live iNav is updated on Mirae Asset Mutual Fund website.
 NSE Symbol: MAFANG
 BSE Code: 543291
 Bloomberg Code: MAFANG IN Equity
 Reuters Code: MIRA.NS

Expense Ratio: 0.66%

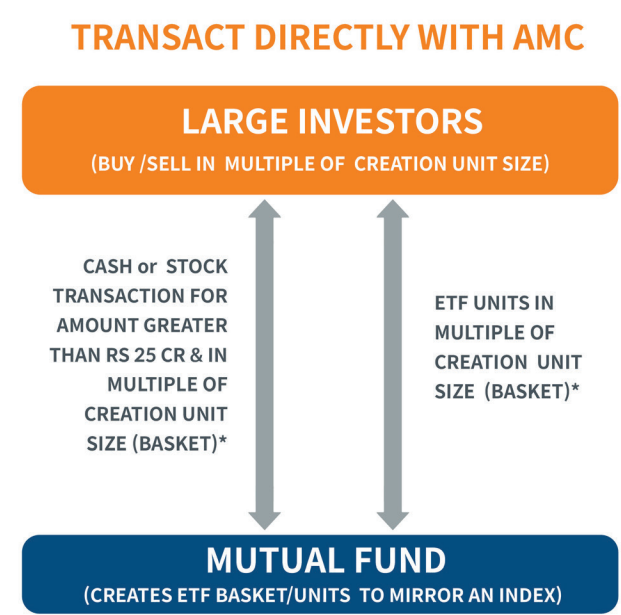
Portfolio Top 10 Holdings	
Equity Shares	
Apple Inc.	10.73%
Netflix Inc.	10.72%
Amazon.Com Inc	10.48%
Broadcom Inc	10.35%
Nvidia Corporation	10.21%
Palantir Technologies Inc. Class A	10.11%
Microsoft Corporation	9.98%
Alphabet Inc.	9.87%
Meta Platforms	9.82%
Micron Technology Inc	7.73%
Equity Holding Total	100.00%
Total	100.00%



How to Trade in ETF ?



* Market Makers are assigned by the AMC to provide continuous liquidity on the exchange around real time NAV (iNAV). They provide both buy and sell quotes.



*Creation unit (basket) is the minimum portfolio size which the ETF deploy in the stocks of underlying index to create a replicable portfolio.
 As per SEBI Regulation, from 1st July 2022 onwards, minimum purchase order for the transaction through AMC need to be greater than Rs. 25Cr. This limit doesn't apply to Employee Provident Fund Organisation, Recognized Provident Funds, Approved Gratuity Funds and Approved Superannuation Funds under Income Tax Act, 1961

Performance Report

Period	Mirae Asset NYSE FANG + ETF	Scheme Benchmark*	Additional Benchmark**
Last 1 Year	32.39%	33.34%	-6.01%
Last 3 Years	36.41%	37.46%	8.14%
Since Inception	21.98%	22.72%	9.49%
Value of Rs. 10000 invested Since Inception	₹26,500	₹27,298	₹15,596
NAV as on 31st March, 2026	₹128.7835		
Index Value 31st March, 2026		Index Value of Scheme Benchmark is ₹18,203.2196 and BSE Sensex (TRI) is ₹1,12,988.4783	
Allotment Date	6 th May 2021		
Scheme Benchmark	*NYSE FANG + Index (TRI) (INR)		
Additional Benchmark	**BSE Sensex (TRI)		

Fund Managers : Mr. Siddharth Srivastava (since May 06, 2021)
 Note: Returns (%) for less than 1 year calculated on simple annualized basis, others are CAGR- Compounded Annualized Growth returns.
 Latest available NAV has been taken for return calculation wherever applicable

Past Performance may or may not be sustained in future.

Note: For computation of since inception returns (%) the allotment NAV has been taken as ₹48.5970
 Note:1. The reference and details provided here in are of Regular Plan - Growth Option
[^]Pursuant to notice cum addendum no. 25/2026, a Market Maker has been added w.e.f March 25, 2026.
 The performance of other funds managed by the same fund manager is given in the respective page of the schemes and on page No. 109, 110, 111, 113, 116

MIRAE ASSET S&P 500 TOP 50 ETF

NSE Symbol: MASPTOP50, BSE Scrip Code: 543365

(Exchange Traded Fund (ETF) - An open ended scheme replicating/tracking S&P 500 Top 50 Total Return Index)

Monthly Factsheet as on 31 March, 2026

Fund Information	
Fund Managers :	Mr. Siddharth Srivastava
Allotment Date :	20 th September 2021
Benchmark:	S&P 500 Top 50 (TRI) (INR)
Net AUM (Cr.)	976.9134
Tracking Error Value ~ 1 Year Tracking Error is	0.04%
Exit Load:	Please refer page no.93
Plan Available:	The Scheme does not offer any Plans/Options for investment

Minimum Investment Amount
Market Maker: Application for subscription of Units directly with the Fund in Creation Unit Size at NAV based prices in exchange of Portfolio Deposit and Cash Component.
Large Investors: Minimum amount of ₹25 crores for transacting directly with the AMC.
Other investors (including Market Maker, Large Investors and Regulated Entities): Units of the Scheme can be subscribed (in lots of 1 Unit) during the trading hours on all trading days on the NSE and BSE on which the Units are listed.

On exchange in multiple of 1 unit With AMC In multiples of 5,50,000 units

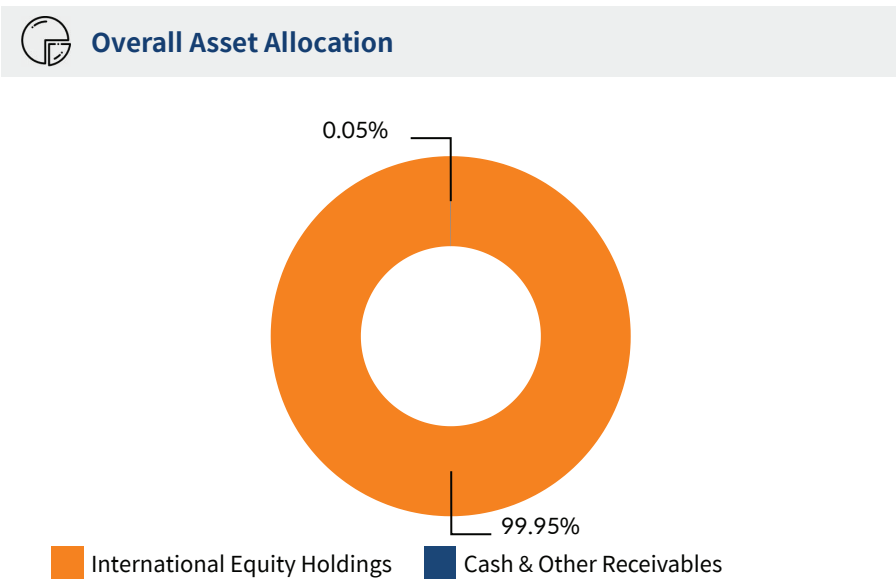
Net Asset Value (NAV)	
₹	57.9344 (Per Unit)

Market Makers	
Mirae Asset Capital Markets (India) Private Limited	
East India Securities Limited	
Kanjalochna Finserve Private Limited	
Parwati Capital Market Private Limited	
Vaibhav Stock & Derivatives Broking Private Limited	
IRage Broking Services LLP	
Junomoneta Finsol Pvt Ltd	
Motilal Oswal Financial Services Limited [^]	

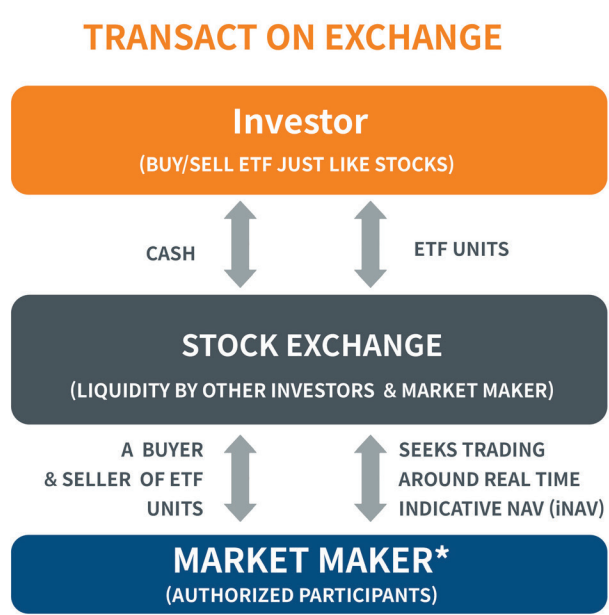
Others	
Live iNav is updated on Mirae Asset Mutual Fund website.	
NSE Symbol: MASPTOP50	
BSE Code: 543365	
Bloomberg Code: MASPTOP50 IN Equity	
Reuters Code: MIRA.NS	

Expense Ratio: 0.61%	
----------------------	--

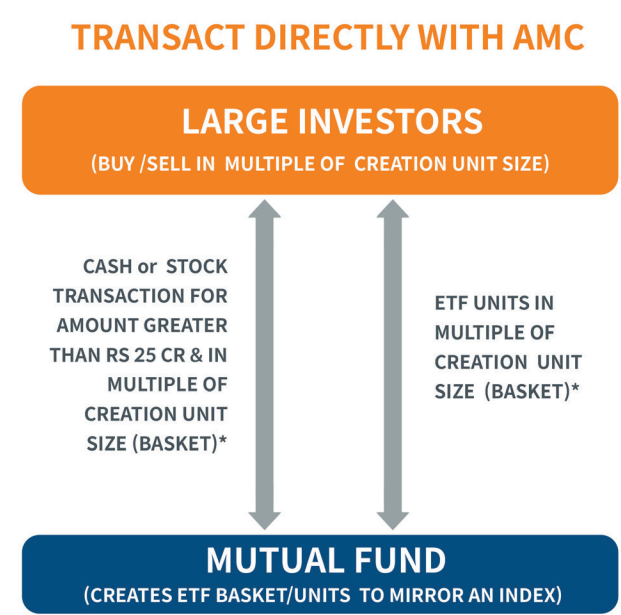
Portfolio Top 10 Holdings	
Equity Shares	
Nvidia Corporation	12.69%
Apple Inc.	11.16%
Alphabet Inc.	9.04%
Microsoft Corporation	8.24%
Amazon.Com Inc	6.10%
Broadcom Inc	4.40%
Meta Platforms	3.75%
Tesla Inc	3.13%
Berkshire Hathaway Inc	2.63%
Jpmorgan Chase & Co.	2.38%
Other Equities	36.43%
Equity Holding Total	99.95%
Cash & Other Receivables	0.05%
Total	100.00%



How to Trade in ETF ?



* Market Makers are assigned by the AMC to provide continuous liquidity on the exchange around real time NAV (INAV). They provide both buy and sell quotes.



*Creation unit (basket) is the minimum portfolio size which the ETF deploy in the stocks of underlying index to create a replicable portfolio.
 As per SEBI Regulation, from 1st July 2022 onwards, minimum purchase order for the transaction through AMC need to be greater than Rs. 25Cr. This limit doesn't apply to Employee Provident Fund Organisation, Recognized Provident Funds, Approved Gratuity Funds and Approved Superannuation Funds under Income Tax Act, 1961

Performance Report

Period	Mirae Asset S&P 500 TOP 50 ETF	Scheme Benchmark*	Additional Benchmark**
Last 1 Year	31.20%	32.34%	-6.01%
Last 3 Years	26.50%	27.75%	8.14%
Since Inception	17.98%	19.12%	5.90%
Value of Rs. 10000 invested Since Inception	₹21,146	₹22,089	₹12,966
NAV as on 31 st March, 2026	₹57.9344		
Index Value 31 st March, 2026		Index Value of Scheme Benchmark is ₹11,784.0600 and BSE Sensex (TRI) is ₹1,12,988.4783	
Allotment Date	20 th September 2021		
Scheme Benchmark	*S&P 500 Top 50 (TRI) (INR)		
Additional Benchmark	**BSE Sensex (TRI)		

Fund Managers : Mr. Siddharth Srivastava (since September 20, 2021)
 Note: Returns (%) for less than 1 year calculated on simple annualized basis, others are CAGR- Compounded Annualized Growth returns.
 Latest available NAV has been taken for return calculation wherever applicable

Past Performance may or may not be sustained in future.

Note: For computation of since inception returns (%) the allotment NAV has been taken as ₹27.3970
 Note:1. The reference and details provided here in are of Regular Plan - Growth Option
[^]Pursuant to notice cum addendum no. 25/2026, a Market Maker has been added w.e.f March 25, 2026.
 The performance of other funds managed by the same fund manager is given in the respective page of the schemes and on page No. 109, 110, 111, 113, 116

MIRAE ASSET HANG SENG TECH ETF

NSE Symbol: MAHKTECH , BSE Scrip Code: 543414

(Exchange Traded Fund (ETF) - An open ended scheme replicating/tracking Hang Seng TECH Total Return Index (INR))

Monthly Factsheet as on 31 March, 2026

Fund Information	
Fund Managers :	Mr. Siddharth Srivastava
Allotment Date :	6 th December 2021
Benchmark:	Hang Seng TECH Index (TRI) (INR)
Net AUM (Cr.)	364.6304
Tracking Error Value ~ 1 Year Tracking Error is	0.08%
Exit Load:	Please refer page no.94
Plan Available:	The Scheme does not offer any Plans/Options for investment

Minimum Investment Amount
Market Maker: Application for subscription of Units directly with the Fund in Creation Unit Size at NAV based prices in exchange of Portfolio Deposit and Cash Component.
Large Investors: Minimum amount of ₹25 crores for transacting directly with the AMC.
Other investors (including Market Maker, Large Investors and Regulated Entities): Units of the Scheme can be subscribed (in lots of 1 Unit) during the trading hours on all trading days on the NSE and BSE on which the Units are listed.

On exchange in multiple of 1 unit With AMC In multiples of 8,00,000 units.

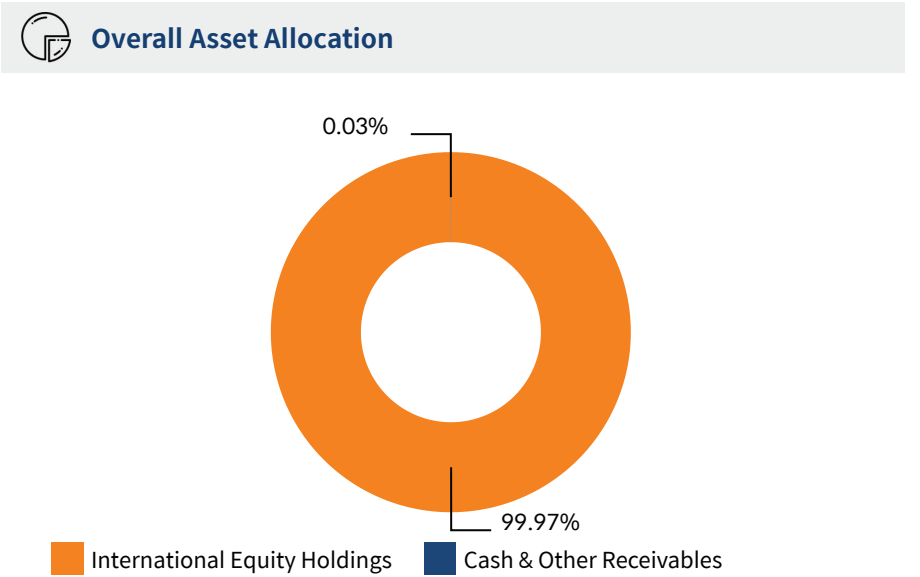
Net Asset Value (NAV)
 ₹ 18.8233 (Per Unit)

Market Makers
 Mirae Asset Capital Markets (India) Private Limited
 East India Securities Limited
 Kanjalochana Finserv Private Limited
 Parwati Capital Market Private Limited
 Vaibhav Stock & Derivatives Broking Private Limited
 IRage Broking Services LLP
 Junomoneta Finsol Pvt Ltd
 Motilal Oswal Financial Services Limited*

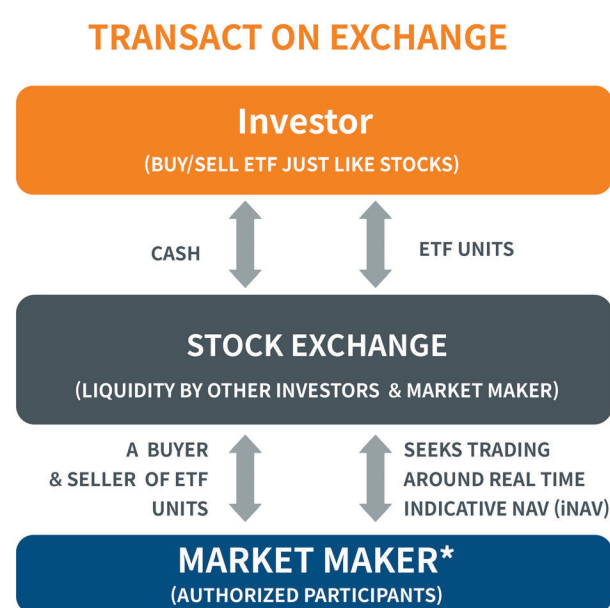
Others
 Live iNav is updated on Mirae Asset Mutual Fund website.
 NSE Symbol: MAHKTECH
 BSE Code: 543414
 Bloomberg Code: MAHKTECH IN Equity
 Reuters Code: MIRA.NS

Expense Ratio: 0.62%

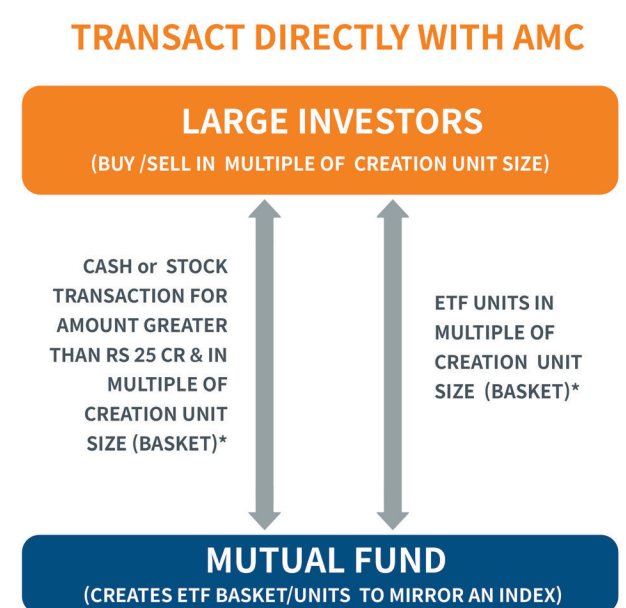
Portfolio Top 10 Holdings	
Equity Shares	
BYD Co Ltd.	9.22%
Meituan	9.19%
Xiaomi Corporation	8.43%
Tencent Holdings Ltd.	7.95%
Netease Inc	7.42%
Alibaba Group Holding Ltd.	7.40%
Semiconductor Manufacturing International Corp	6.50%
JD.com Inc	5.51%
Kuaishou Technology	4.17%
Baidu Inc	3.99%
Other Equities	30.19%
Equity Holding Total	99.97%
Cash & Other Receivables	0.03%
Total	100.00%



How to Trade in ETF ?



* Market Makers are assigned by the AMC to provide continuous liquidity on the exchange around real time NAV (iNAV). They provide both buy and sell quotes.



*Creation unit (basket) is the minimum portfolio size which the ETF deploy in the stocks of underlying index to create a replicable portfolio.

As per SEBI Regulation, from 1st July 2022 onwards, minimum purchase order for the transaction through AMC need to be greater than Rs. 25Cr. This limit doesn't apply to Employee Provident Fund Organisation, Recognized Provident Funds, Approved Gratuity Funds and Approved Superannuation Funds under Income Tax Act, 1961

Performance Report

Period	Mirae Asset Hang Seng TECH ETF	Scheme Benchmark*	Additional Benchmark**
Last 1 Year	-4.76%	-4.08%	-6.01%
Last 3 Years	7.92%	8.66%	8.14%
Since Inception	0.46%	1.17%	6.91%
Value of Rs. 10000 invested Since Inception	₹10,198	₹10,515	₹13,346
NAV as on 31 st March, 2026	₹18.8233		
Index Value 31 st March, 2026	Index Value of Scheme Benchmark is ₹6,499.2000 and BSE Sensex (TRI) is ₹1,12,988.4783		
Allotment Date	6 th December 2021		
Scheme Benchmark	*Hang Seng TECH Index (TRI) (INR)		
Additional Benchmark	**BSE Sensex (TRI)		

Fund Managers : Mr. Siddharth Srivastava (since December 06, 2021)
 Note: Returns (%) for less than 1 year calculated on simple annualized basis, others are CAGR- Compounded Annualized Growth returns.
 Latest available NAV has been taken for return calculation wherever applicable

Past Performance may or may not be sustained in future.

Note: For computation of since inception returns (%) the allotment NAV has been taken as ₹18.4570

Note:1. The reference and details provided here in are of Regular Plan - Growth Option

*Pursuant to notice cum addendum no. 25/2026, a Market Maker has been added w.e.f March 25, 2026.

The performance of other funds managed by the same fund manager is given in the respective page of the schemes and on page No. 109, 110, 111, 113, 116

MIRAE ASSET NIFTY BANK ETF

NSE Symbol: BANKETF , BSE Scrip Code: 543944

(Exchange Traded Fund (ETF) - An open ended scheme replicating/tracking Nifty Bank Total Return Index)

Monthly Factsheet as on 31 March, 2026

Fund Information	
Fund Managers :	Ms. Ekta Gala Mr. Ritesh Patel
Allotment Date :	20 th July 2023
Benchmark:	Nifty Bank Index (TRI)
Net AUM (Cr.)	269,1998
Tracking Error Value ~ 1 Year Tracking Error is	0.03%
Exit Load:	Please refer page no.94
Plan Available:	The Scheme does not offer any Plans/Options for investment

Minimum Investment Amount
Market Maker: Application for subscription of Units directly with the Fund in Creation Unit Size at NAV based prices in exchange of Portfolio Deposit and Cash Component.
Large Investors: Minimum amount of ₹25 crores for transacting directly with the AMC.
Other investors (including Market Maker, Large Investors and Regulated Entities): Units of the Scheme can be subscribed (in lots of 1 Unit) during the trading hours on all trading days on the NSE and BSE on which the Units are listed.

On exchange In multiple of 1 units Directly with AMC In multiple of 10,000 units

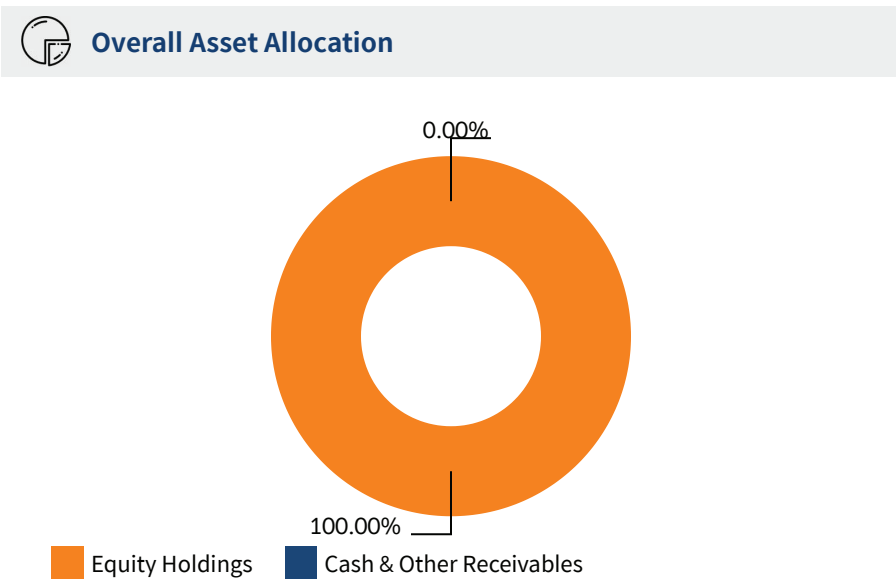
Net Asset Value (NAV)
₹ 510.0240 (Per Unit)

Market Makers
 Mirae Asset Capital Markets (India) Private Limited
 East India Securities Limited
 Kanjalochana Finserve Private Limited
 Parwati Capital Market Private Limited
 Vaibhav Stock & Derivatives Broking Private Limited
 IRage Broking Services LLP
 Junomoneta Finsol Pvt Ltd
 Motilal Oswal Financial Services Limited[^]

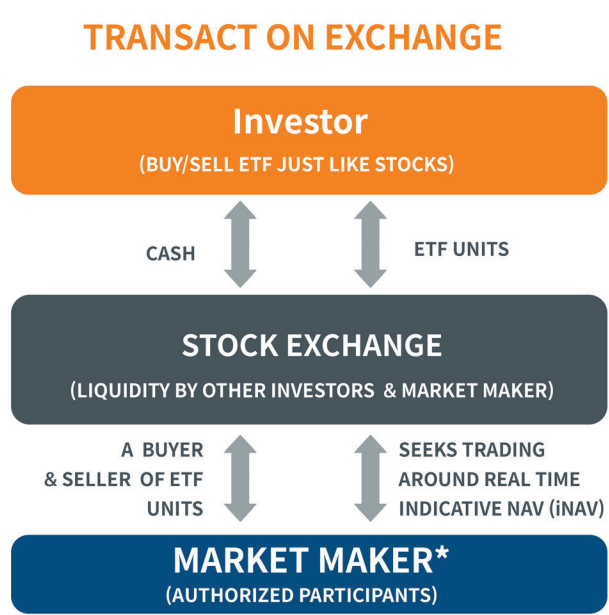
Others
 Live iNav is updated on Mirae Asset Mutual Fund website.
 NSE Symbol: BANKETF
 BSE Code: 543944
 Bloomberg Code: BANKETF IN Equity
 Reuters Code: MIRA.NS

Expense Ratio: 0.11%

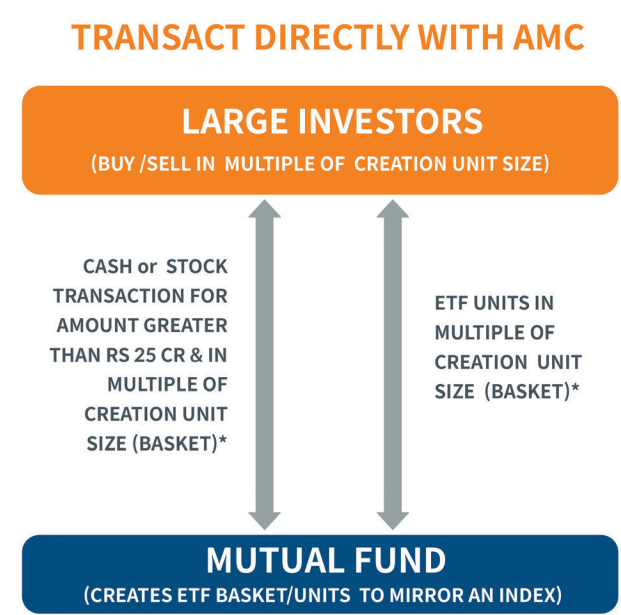
Portfolio Top 10 Holdings	
Equity Shares	
HDFC Bank Ltd.	19.01%
ICICI Bank Ltd.	14.11%
Axis Bank Ltd.	10.01%
State Bank of India	9.94%
Kotak Mahindra Bank Ltd.	9.73%
The Federal Bank Ltd.	6.18%
IndusInd Bank Ltd.	4.80%
AU Small Finance Bank Ltd.	4.49%
Bank of Baroda	4.45%
Canara Bank	4.06%
Other Equities	13.22%
Equity Holding Total	100.00%
Total	100.00%



How to Trade in ETF ?



* Market Makers are assigned by the AMC to provide continuous liquidity on the exchange around real time NAV (iNAV). They provide both buy and sell quotes.



*Creation unit (basket) is the minimum portfolio size which the ETF deploy in the stocks of underlying index to create a replicable portfolio.
 As per SEBI Regulation, from 1st July 2022 onwards, minimum purchase order for the transaction through AMC need to be greater than Rs. 25Cr. This limit doesn't apply to Employee Provident Fund Organisation, Recognized Provident Funds, Approved Gratuity Funds and Approved Superannuation Funds under Income Tax Act, 1961

Performance Report

Period	Mirae Asset Nifty Bank ETF	Scheme Benchmark*	Additional Benchmark**
Last 1 Year	-1.85%	-1.73%	-3.99%
Since Inception	3.74%	3.93%	5.36%
Value of Rs. 10000 invested Since Inception	₹11,043	₹11,095	₹11,513
NAV as on 31 st March, 2026	₹510.0240		
Index Value 31 st March, 2026	Index Value of Scheme Benchmark is ₹70,111.6200 and Nifty 50 (TRI) is ₹33,655.4300		
Allotment Date	20 th July 2023		
Scheme Benchmark	*Nifty Bank Index (TRI)		
Additional Benchmark	**Nifty 50 (TRI)		

Fund Managers : Ms. Ekta Gala (since July 20, 2023), Mr. Ritesh Patel (since March 12, 2025)
 Note: Returns (%) for less than 1 year calculated on simple annualized basis, others are CAGR- Compounded Annualized Growth returns.
 Latest available NAV has been taken for return calculation wherever applicable

Past Performance may or may not be sustained in future.

Note: For computation of since inception returns (%) the allotment NAV has been taken as ₹461.8690
 Note:1. The reference and details provided here in are of Regular Plan - Growth Option
[^]Pursuant to notice cum addendum no. 25/2026, a Market Maker has been added w.e.f March 25, 2026.
 The performance of other funds managed by the same fund manager is given in the respective page of the schemes and on page No. 108, 109, 110, 111, 112, 114, 115, 116, 117, 118, 119, 120, 121, 122

MIRAE ASSET NIFTY IT ETF

NSE Symbol: ITETF , BSE Scrip Code: 544006

(Exchange Traded Fund (ETF) - An open-ended scheme replicating/tracking Nifty IT Total Return Index)

Monthly Factsheet as on 31 March, 2026

Fund Information

Fund Managers :
Ms. Ekta Gala
Mr. Ritesh Patel

Allotment Date : 20th October 2023

Benchmark: Nifty IT (TRI)

Net AUM (Cr.) 92.3658

Tracking Error Value ~
1 Year Tracking Error is 0.04%

Exit Load: Please refer page no.94

Plan Available: The Scheme does not offer any Plans/Options for investment

Minimum Investment Amount
Market Maker: Application for subscription of Units directly with the Fund in Creation Unit Size at NAV based prices in exchange of Portfolio Deposit and Cash Component.
Large Investors: Minimum amount of ₹25 crores for transacting directly with the AMC.
Other investors (including Market Maker, Large Investors and Regulated Entities): Units of the Scheme can be subscribed (in lots of 1 Unit) during the trading hours on all trading days on the NSE and BSE on which the Units are listed.

On exchange in multiple of 1 unit With AMC In multiples of 1,20,000 units

Net Asset Value (NAV)

₹ 30.5597 (Per Unit)

Market Makers

Mirae Asset Capital Markets (India) Private Limited
East India Securities Limited
Kanjalochna Finserve Private Limited
Parwati Capital Market Private Limited
Vaibhav Stock & Derivatives Broking Private Limited
IRage Broking Services LLP
Junomoneta Finsol Pvt Ltd
Motilal Oswal Financial Services Limited*

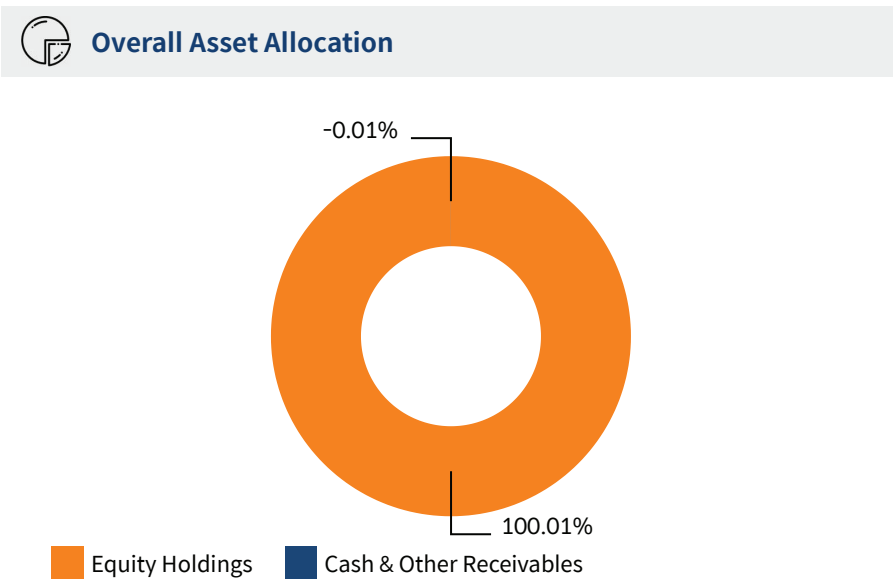
Others

Live iNav is updated on Mirae Asset Mutual Fund website.
NSE Symbol: ITETF
BSE Code: 544006
Bloomberg Code: ITETF IN Equity
Reuters Code: MIRA.NS

Expense Ratio: 0.10%

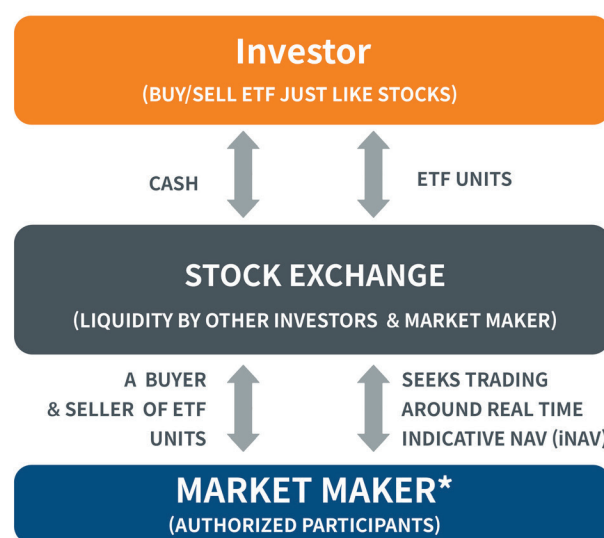
Portfolio Top 10 Holdings

Equity Shares	
Infosys Ltd.	29.23%
Tata Consultancy Services Ltd.	20.63%
HCL Technologies Ltd.	12.12%
Tech Mahindra Ltd.	10.70%
Wipro Ltd.	6.53%
Persistent Systems Ltd.	6.46%
Coforge Ltd.	4.56%
LTIMindtree Ltd.	4.53%
Mphasis Ltd.	3.31%
Oracle Financial Services Software Ltd.	1.95%
Other Equities	-0.01%
Equity Holding Total	100.01%
Cash & Other Receivables	-0.01%
Total	100.00%



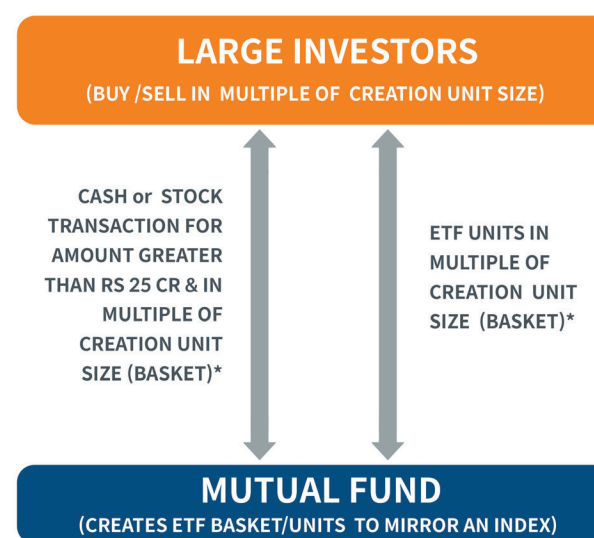
How to Trade in ETF ?

TRANSACTION ON EXCHANGE



* Market Makers are assigned by the AMC to provide continuous liquidity on the exchange around real time NAV (iNAV). They provide both buy and sell quotes.

TRANSACTION DIRECTLY WITH AMC



*Creation unit (basket) is the minimum portfolio size which the ETF deploy in the stocks of underlying index to create a replicable portfolio.

As per SEBI Regulation, from 1st July 2022 onwards, minimum purchase order for the transaction through AMC need to be greater than Rs. 25Cr. This limit doesn't apply to Employee Provident Fund Organisation, Recognized Provident Funds, Approved Gratuity Funds and Approved Superannuation Funds under Income Tax Act, 1961

Performance Report

Period	Mirae Asset Nifty IT ETF	Scheme Benchmark*	Additional Benchmark**
Last 1 Year	-19.40%	-19.35%	-6.01%
Since Inception	-1.19%	-1.06%	5.11%
Value of Rs. 10000 invested Since Inception	₹9,711	₹9,743	₹11,297
NAV as on 31 st March, 2026	₹30.5597		
Index Value 31 st March, 2026		Index Value of Scheme Benchmark is ₹41,606.8300 and BSE Sensex (TRI) is ₹1,12,988.4783	
Allotment Date	20 th October 2023		
Scheme Benchmark	*Nifty IT (TRI)		
Additional Benchmark	**BSE Sensex (TRI)		

Fund Managers : Ms. Ekta Gala (since October 20, 2023), Mr. Ritesh Patel (since March 12, 2025)
Note: Returns (%) for less than 1 year calculated on simple annualized basis, others are CAGR- Compounded Annualized Growth returns.
Latest available NAV has been taken for return calculation wherever applicable

Past Performance may or may not be sustained in future.

Note: For computation of since inception returns (%) the allotment NAV has been taken as ₹31.4694.

Note:1. The reference and details provided here in are of Regular Plan - Growth Option

*Pursuant to notice cum addendum no. 25/2026, a Market Maker has been added w.e.f March 25, 2026.

The performance of other funds managed by the same fund manager is given in the respective page of the schemes and on page No. 108, 109, 110, 111, 112, 114, 115, 116, 117, 118, 119, 120, 121, 122

MIRAE ASSET NIFTY EV AND NEW AGE AUTOMOTIVE ETF

NSE Symbol: EVINDIA , BSE Scrip Code: 544212

(Exchange Traded Fund (ETF) - An open-ended scheme replicating/tracking Nifty EV and New Age Automotive Total Return Index)

Monthly Factsheet as on 31 March, 2026

Fund Information	
Fund Managers® :	
Ms. Ekta Gala	
Mr. Vishal Singh	
Allotment Date :	10 th July 2024
Benchmark:	Nifty EV and New Age Automotive (TRI)
Net AUM (Cr.)	137.3639
Tracking Error Value ~ 1 Year Tracking Error is	0.04%
Exit Load:	Please refer page no.95
Plan Available:	The Scheme does not offer any Plans/Options for investment

Minimum Investment Amount

Market Maker: Application for subscription of Units directly with the Fund in Creation Unit Size at NAV based prices in exchange of Portfolio Deposit and Cash Component.

Large Investors: Minimum amount of ₹25 crores for transacting directly with the AMC.

Other investors (including Market Maker, Large Investors and Regulated Entities): Units of the Scheme can be subscribed (in lots of 1 Unit) during the trading hours on all trading days on the NSE and BSE on which the Units are listed.

On exchange in multiple of 1 unit With AMC In multiples of 1,50,000 units

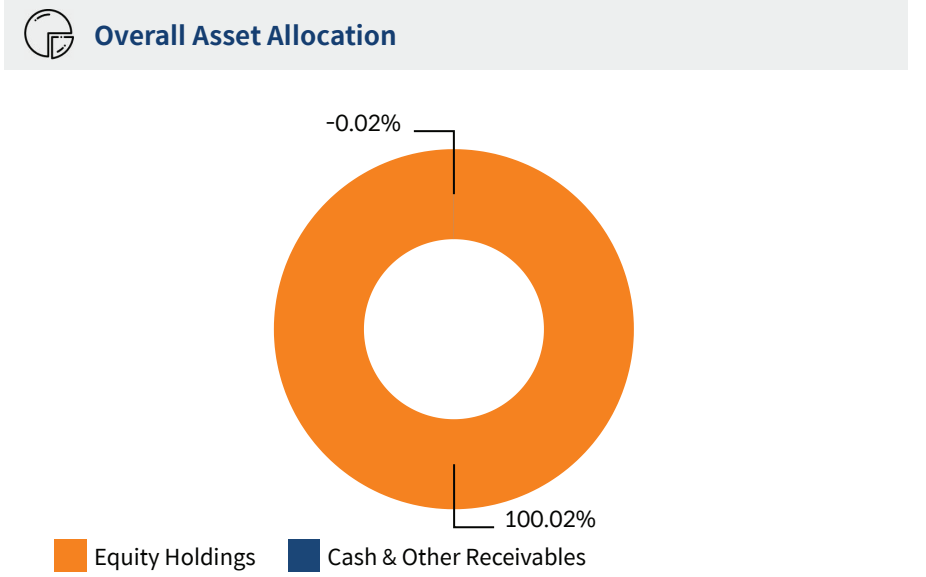
Net Asset Value (NAV)	
₹ 26.3922 (Per Unit)	

Market Makers	
Mirae Asset Capital Markets (India) Private Limited	
East India Securities Limited	
Kanjalochna Finsolve Private Limited	
Parwati Capital Market Private Limited	
Vaibhav Stock & Derivatives Broking Private Limited	
IRage Broking Services LLP	
Junomoneta Finsol Pvt Ltd	
Motilal Oswal Financial Services Limited*	

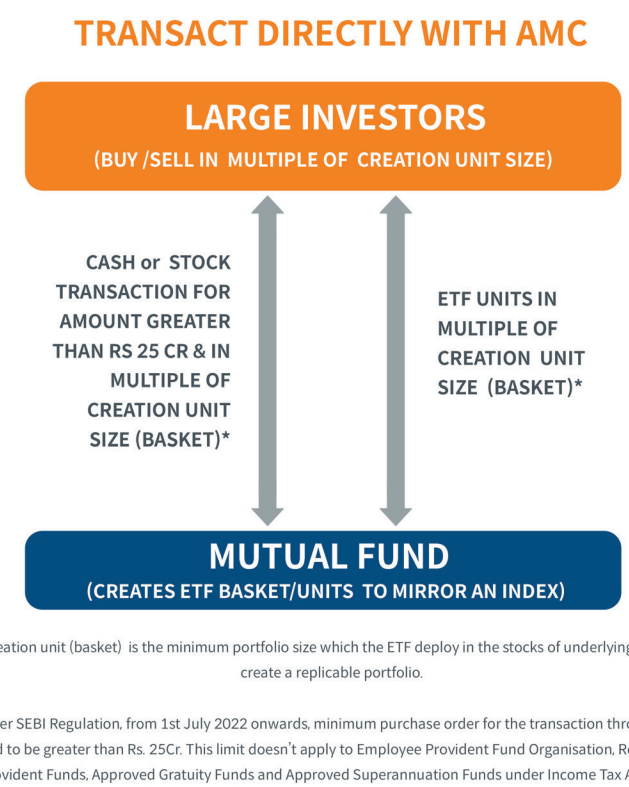
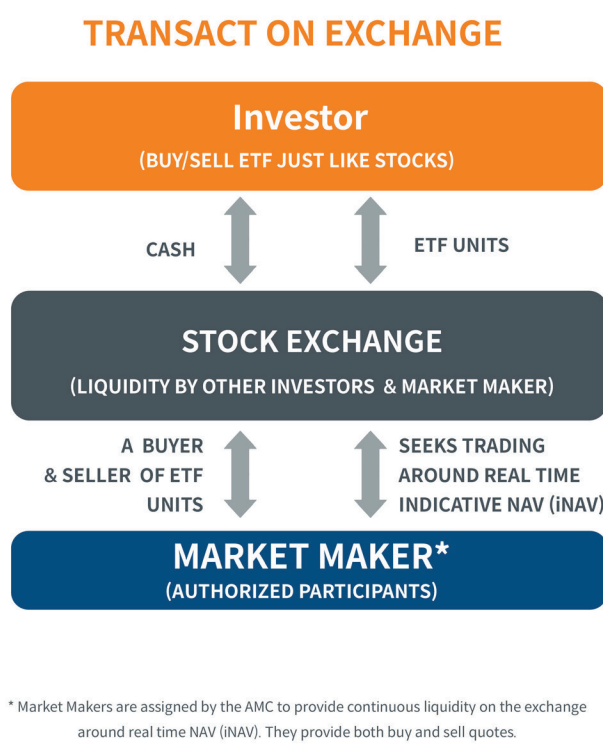
Others	
Live iNav is updated on Mirae Asset Mutual Fund website.	
NSE Symbol: EVINDIA	
BSE Code: 544212	
Bloomberg Code: MANEVA IN Equity	
Reuters Code: MIRA.NS	

Expense Ratio: 0.41%	
----------------------	--

Portfolio Top 10 Holdings	
Equity Shares	
Maruti Suzuki India Ltd.	8.16%
Mahindra & Mahindra Ltd.	8.06%
CG Power and Industrial Solutions Ltd.	4.06%
KEI Industries Ltd.	4.05%
Sona Blw Precision Forgings Ltd.	4.02%
UNO Minda Ltd.	3.98%
Bosch Ltd.	3.95%
Reliance Industries Ltd.	3.94%
Samvardhana Motherson International Ltd.	3.91%
Schaeffler India Ltd.	3.69%
Other Equities	52.20%
Equity Holding Total	100.02%
Cash & Other Receivables	-0.02%
Total	100.00%



How to Trade in ETF ?



Performance Report

Period	Mirae Asset Nifty EV and New Age Automotive ETF	Scheme Benchmark*	Additional Benchmark**
Last 1 Year	-0.95%	-0.52%	-3.99%
Since Inception	-12.41%	-12.00%	-3.85%
Value of Rs. 10000 invested Since Inception	₹7,959	₹8,023	₹9,345
NAV as on 31 st March, 2026	₹26.3922		
Index Value 31 st March, 2026	Index Value of Scheme Benchmark is ₹2,828.3300 and Nifty 50 (TRI) is ₹33,655.4300		
Allotment Date	10 th July 2024		
Scheme Benchmark	*Nifty EV and New Age Automotive (TRI)		
Additional Benchmark	**Nifty 50 (TRI)		

Fund Managers : Ms. Ekta Gala (since July 10, 2024), Mr. Vishal Singh® (since March 25, 2026)
Note: Returns (%) for less than 1 year calculated on simple annualized basis, others are CAGR- Compounded Annualized Growth returns.
Latest available NAV has been taken for return calculation wherever applicable

Past Performance may or may not be sustained in future.

Note: For computation of since inception returns (%) the allotment NAV has been taken as ₹33.1612

Note:1. The reference and details provided here in are of Regular Plan - Growth Option

*Pursuant to notice cum addendum no. 25/2026, a Market Maker has been added w.e.f March 25, 2026.

® Pursuant to notice cum addendum no. 25/2026, Fund Manager of the scheme has been changed with effect from March 25, 2026.

The performance of other funds managed by the same fund manager is given in the respective page of the schemes and on page No. 108, 109, 110, 111, 112, 114, 115, 116, 117, 118, 119, 120, 121, 122

MIRAE ASSET NIFTY PSU BANK ETF

NSE Symbol: BANKPSU , BSE Scrip Code: 544266

(Exchange Traded Fund (ETF) - An open ended scheme replicating/tracking Nifty PSU Bank Total Return Index)

Monthly Factsheet as on 31 March, 2026

Fund Information	
Fund Managers :	Ms. Ekta Gala Mr. Akshay Udeshi
Allotment Date :	1 st October 2024
Benchmark:	Nifty PSU Bank (TRI)
Net AUM (Cr.)	53.4637
Tracking Error Value ~ 1 Year Tracking Error is	0.08%
Exit Load:	Please refer page no.95
Plan Available:	The Scheme does not offer any Plans/Options for investment

Minimum Investment Amount
Market Maker: Application for subscription of Units directly with the Fund in Creation Unit Size at NAV based prices in exchange of Portfolio Deposit and Cash Component.
Large Investors: Minimum amount of ₹25 crores for transacting directly with the AMC.
Other investors (including Market Maker, Large Investors and Regulated Entities): Units of the Scheme can be subscribed (in lots of 1 Unit) during the trading hours on all trading days on the NSE and BSE on which the Units are listed.

On exchange in multiple of 1 unit With AMC in multiples of 40,000 Units

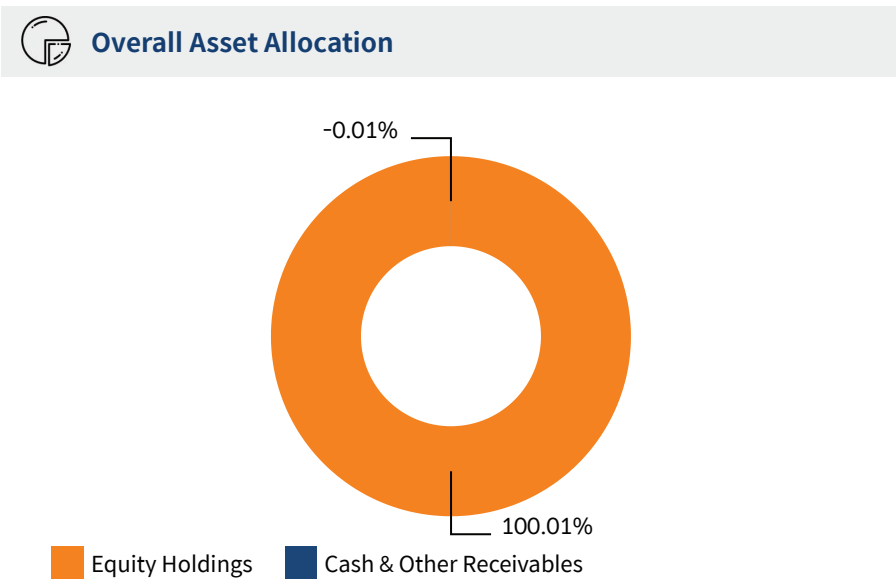
Net Asset Value (NAV)
₹ 79.0154 (Per Unit)

Market Makers
 Mirae Asset Capital Markets (India) Private Limited
 Kanjalochana Finserve Private Limited
 East India Securities Limited
 Parwati Capital Market Private Limited
 Vaibhav Stock & Derivatives Broking Private Limited
 IRage Broking Services LLP
 Junomoneta Finsol Pvt Ltd
 Motilal Oswal Financial Services Limited[^]

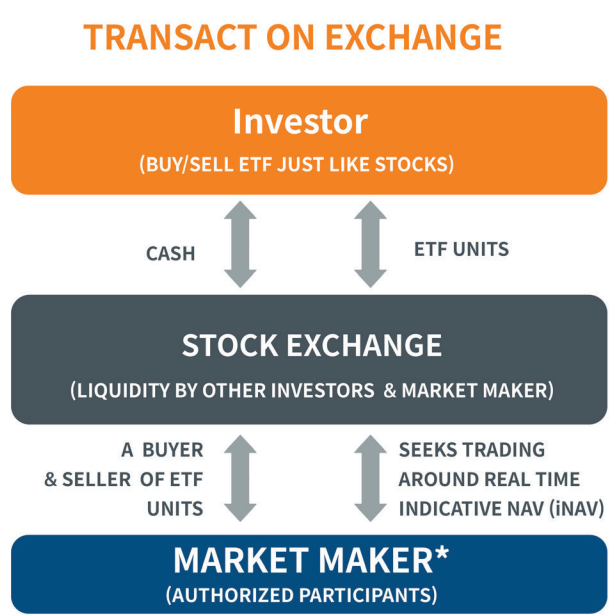
Others
 Live iNav is updated on Mirae Asset Mutual Fund website.
 NSE Symbol : BANKPSU
 BSE Code: 544266
 Bloomberg Code: MAPSUBE
 Reuters Code: MIRA.NS

Expense Ratio: 0.19%

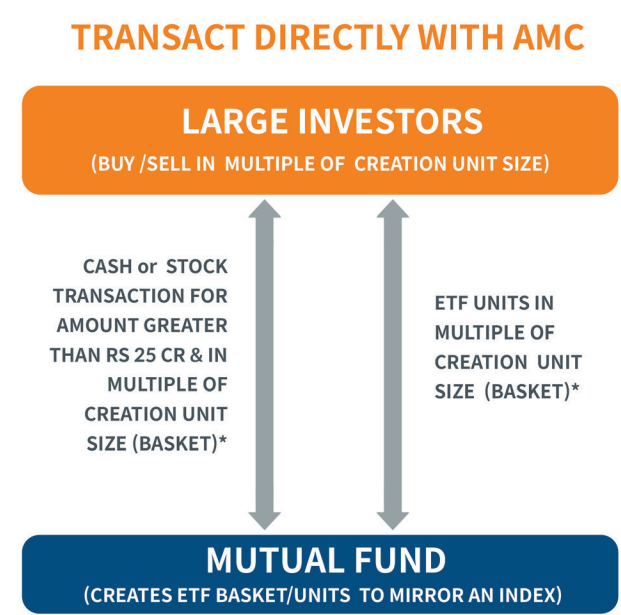
Portfolio Top 10 Holdings	
Equity Shares	
State Bank of India	33.29%
Bank of Baroda	13.68%
Canara Bank	12.39%
Punjab National Bank	10.32%
Union Bank of India	9.45%
Indian Bank	8.90%
Bank of India	4.96%
Bank of Maharashtra	3.72%
Indian Overseas Bank	1.36%
Central Bank of India	0.91%
Other Equities	1.03%
Equity Holding Total	100.01%
Cash & Other Receivables	-0.01%
Total	100.00%



How to Trade in ETF ?



* Market Makers are assigned by the AMC to provide continuous liquidity on the exchange around real time NAV (iNAV). They provide both buy and sell quotes.



*Creation unit (basket) is the minimum portfolio size which the ETF deploy in the stocks of underlying index to create a replicable portfolio.
 As per SEBI Regulation, from 1st July 2022 onwards, minimum purchase order for the transaction through AMC need to be greater than Rs. 25Cr. This limit doesn't apply to Employee Provident Fund Organisation, Recognized Provident Funds, Approved Gratuity Funds and Approved Superannuation Funds under Income Tax Act, 1961

Performance Report

Period	Mirae Asset Nifty PSU Bank ETF	Scheme Benchmark*	Additional Benchmark**
Last 1 Year	26.29%	26.61%	-3.99%
Since Inception	10.97%	11.24%	-8.27%
Value of Rs. 10000 invested Since Inception	₹11,685	₹11,727	₹8,789
NAV as on 31st March, 2026	₹79.0154		
Index Value 31st March, 2026		Index Value of Scheme Benchmark is ₹10,735.4900 and Nifty 50 (TRI) is ₹33,655.4300	
Allotment Date	1 st October 2024		
Scheme Benchmark	*Nifty PSU Bank (TRI)		
Additional Benchmark	**Nifty 50 (TRI)		

Fund Managers : Ms. Ekta Gala (since October 01, 2024), Mr. Akshay Udeshi (since October 01, 2024)
 Note: Returns (%) for less than 1 year calculated on simple annualized basis, others are CAGR- Compounded Annualized Growth returns.
 Latest available NAV has been taken for return calculation wherever applicable

Past Performance may or may not be sustained in future.

Note: For computation of since inception returns (%) the allotment NAV has been taken as ₹67.6225
 Note:1. The reference and details provided here in are of Regular Plan - Growth Option
[^]Pursuant to notice cum addendum no. 25/2026, a Market Maker has been added w.e.f March 25, 2026.
 The performance of other funds managed by the same fund manager is given in the respective page of the schemes and on page No. 108, 109, 110, 111, 112, 114, 115, 116, 117, 118, 119, 120, 121, 122

MIRAE ASSET NIFTY METAL ETF

NSE Symbol: METAL , BSE Scrip Code: 544268

(Exchange Traded Fund (ETF) - An open ended scheme replicating/tracking Nifty Metal Total Return Index)

Monthly Factsheet as on 31 March, 2026

Fund Information

Portfolio Top 10 Holdings

Overall Asset Allocation

Fund Managers :
Ms. Ekta Gala
Mr. Akshay Udeshi

Allotment Date : 3rd October 2024

Benchmark: Nifty Metal (TRI)

Net AUM (Cr.) 428.7764

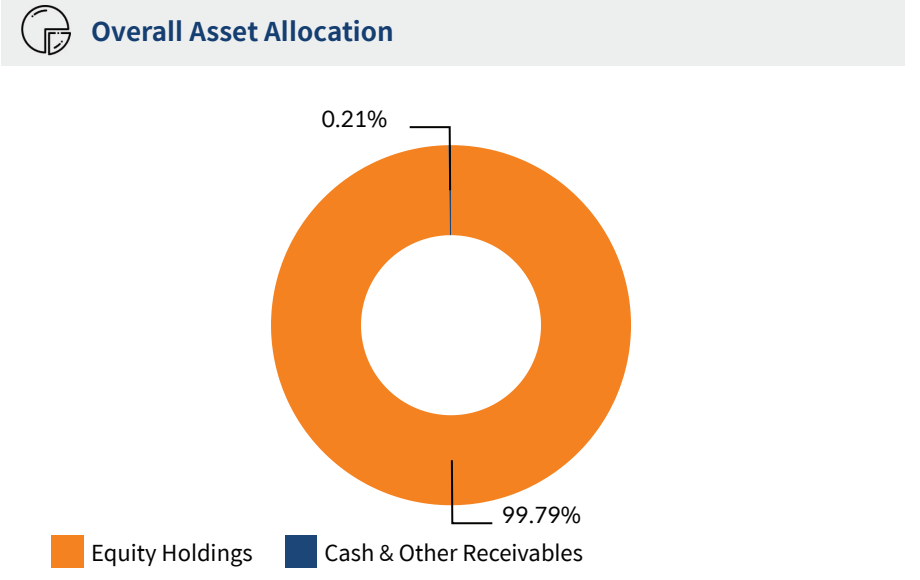
Tracking Error Value ~ 0.07%
1 Year Tracking Error is

Exit Load: Please refer page no.95

Plan Available: The Scheme does not offer any Plans/Options for investment

Equity Shares

Tata Steel Ltd.	19.92%
Hindalco Industries Ltd.	16.08%
Vedanta Ltd.	13.98%
JSW Steel Ltd.	13.22%
Adani Enterprises Ltd.	5.75%
Jindal Steel Ltd.	5.18%
APL Apollo Tubes Ltd.	4.43%
National Aluminium Company Ltd.	4.35%
NMDC Ltd.	3.31%
Jindal Stainless Ltd.	2.86%
Other Equities	10.71%
Equity Holding Total	99.79%
Cash & Other Receivables	0.21%
Total	100.00%



Minimum Investment Amount

Market Maker: Application for subscription of Units directly with the Fund in Creation Unit Size at NAV based prices in exchange of Portfolio Deposit and Cash Component.

Large Investors: Minimum amount of ₹25 crores for transacting directly with the AMC.

Other investors (including Market Maker, Large Investors and Regulated Entities): Units of the Scheme can be subscribed (in lots of 1 Unit) during the trading hours on all trading days on the NSE and BSE on which the Units are listed.

On exchange in multiple of 1 unit With AMC In multiples of 3,00,000 units.

Net Asset Value (NAV)
₹ 11.2111 (Per Unit)

Market Makers

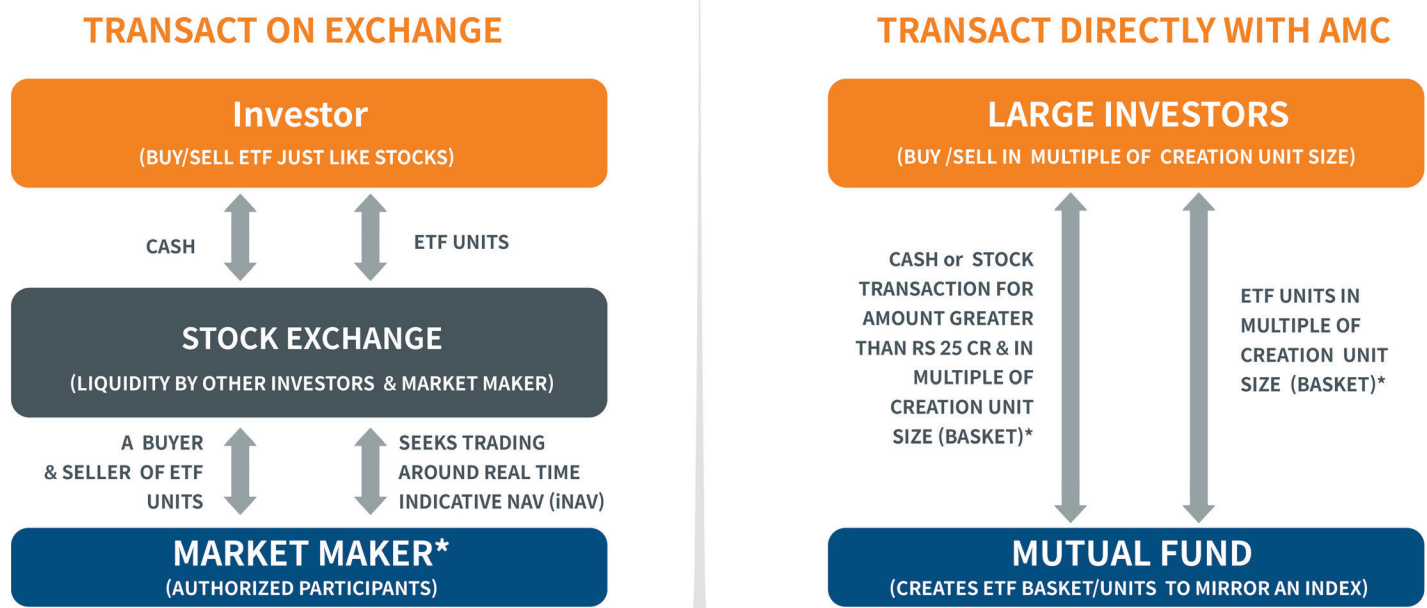
Mirae Asset Capital Markets (India) Private Limited
Kanjaloachana Finsolve Private Limited
East India Securities Limited
Parwati Capital Market Private Limited
Vaibhav Stock & Derivatives Broking Private Limited
IRage Broking Services LLP
Junomoneta Finsol Pvt Ltd
Motilal Oswal Financial Services Limited[^]

Others

Live iNav is updated on Mirae Asset Mutual Fund website.
NSE Symbol : METAL
BSE Code: 544268
Bloomberg Code: MANMETF
Reuters Code: MIRA.NS

Expense Ratio: 0.40%

How to Trade in ETF ?



* Market Makers are assigned by the AMC to provide continuous liquidity on the exchange around real time NAV (iNAV). They provide both buy and sell quotes.

*Creation unit (basket) is the minimum portfolio size which the ETF deploy in the stocks of underlying index to create a replicable portfolio.

As per SEBI Regulation, from 1st July 2022 onwards, minimum purchase order for the transaction through AMC need to be greater than Rs. 25Cr. This limit doesn't apply to Employee Provident Fund Organisation, Recognized Provident Funds, Approved Gratuity Funds and Approved Superannuation Funds under Income Tax Act, 1961

Performance Report

Period	Mirae Asset Nifty Metal ETF	Scheme Benchmark*	Additional Benchmark**
Last 1 Year	23.18%	23.60%	-3.99%
Since Inception	6.86%	7.25%	-6.97%
Value of Rs. 10000 invested Since Inception	₹11,040	₹11,100	₹8,979
NAV as on 31 st March, 2026	₹11.2111		
Index Value 31 st March, 2026		Index Value of Scheme Benchmark is ₹16,884.2600 and Nifty 50 (TRI) is ₹33,655.4300	
Allotment Date	3 rd October 2024		
Scheme Benchmark	*Nifty Metal (TRI)		
Additional Benchmark	**Nifty 50 (TRI)		

Fund Managers : Ms. Ekta Gala (since October 03, 2024), Mr. Akshay Udeshi (since October 03, 2024)
Note: Returns (%) for less than 1 year calculated on simple annualized basis, others are CAGR- Compounded Annualized Growth returns.
Latest available NAV has been taken for return calculation wherever applicable

Past Performance may or may not be sustained in future.

Note: For computation of since inception returns (%) the allotment NAV has been taken as ₹ 10.1550
Note:1. Different Plans under the scheme has different expense structure. The reference and details provided here in are of Regular Plan - Growth Option
[^]Pursuant to notice cum addendum no. 25/2026, a Market Maker has been added w.e.f March 25, 2026.
The performance of other funds managed by the same fund manager is given in the respective page of the schemes and on page No. 108, 109, 110, 111, 112, 114, 115, 116, 117, 118, 119, 120, 121, 122

MIRAE ASSET GOLD ETF

NSE Symbol: GOLDETF , BSE Scrip Code: 543781

(Exchange Traded Fund (ETF) - An open ended scheme replicating/tracking Domestic Price of Gold)

Monthly Factsheet as on 31 March, 2026

Fund Information	
Fund Managers : Mr. Ritesh Patel Mr. Akshay Udeshi (Co-fund manager)	
Allotment Date :	20 th February 2023
Benchmark:	Domestic Price of Physical Gold
Net AUM (Cr.)	2,711.7715
Tracking Error Value ~ 1 Year Tracking Error is	0.55%
Exit Load:	Please refer page no.96
Plan Available:	The Scheme does not offer any Plans/Options for investment

Minimum Investment Amount
Market Maker: Application for subscription of Units directly with the Fund in Creation Unit Size at NAV based prices in exchange of Portfolio Deposit and Cash Component.
Large Investors: Minimum amount of ₹25 crores for transacting directly with the AMC.
Other investors (including Market Maker, Large Investors and Regulated Entities): Units of the Scheme can be subscribed (in lots of 1 Unit) during the trading hours on all trading days on the NSE and BSE on which the Units are listed.

On exchange In multiple of 1 units Directly with AMC
In multiple of 1,10,000 units

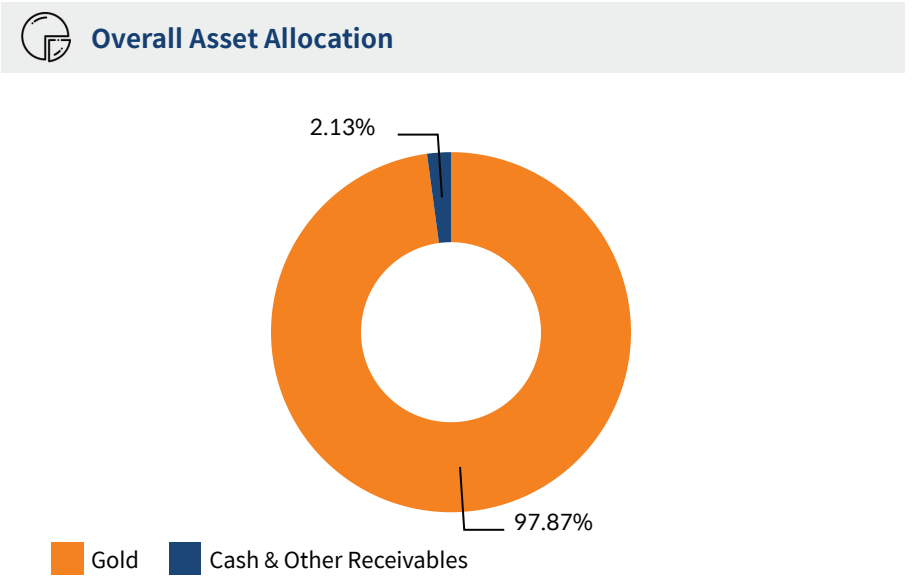
Net Asset Value (NAV)
₹ 142.2772 (Per Unit)

Market Makers
Augmont Enterprises Private Limited
Parshwa Prism Gems and Jewellery Limited
Raksha Bullion
Parwati Capital Market Private Limited
Amrapali Capital & Finance Services Limited
Mirae Asset Capital Markets Pvt. Ltd
Abans Broking Services Pvt. Ltd
Vaibhav Stock & Derivatives Broking Private Limited[^]
Motilal Oswal Financial Services Limited[^]

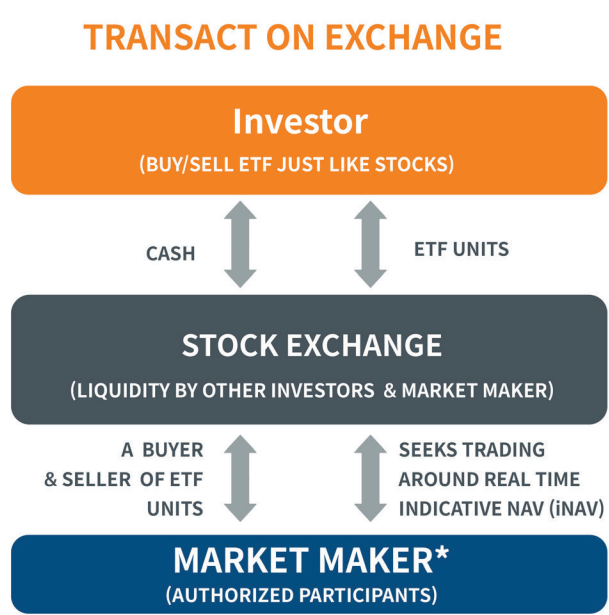
Others
Live iNAV is updated on Mirae Asset Mutual Fund website.
NSE Symbol: GOLDETF
BSE Code: 543781
Bloomberg Code: GOLDETF IN Equity
Reuters Code: MIRA.NS

Expense Ratio: 0.34%

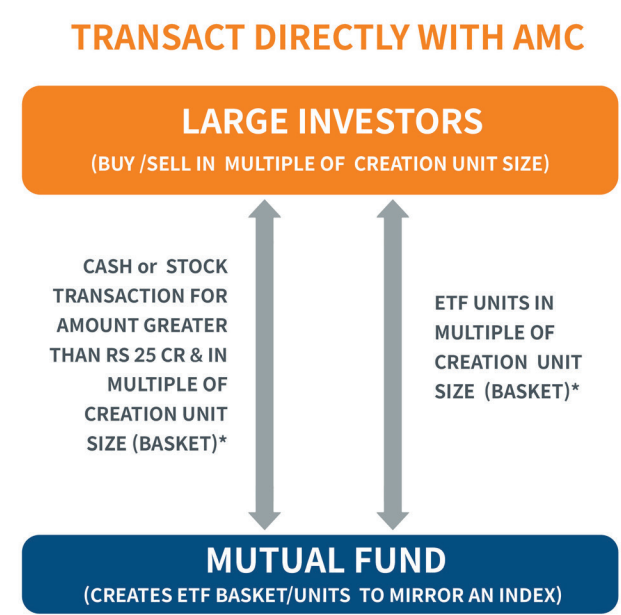
Portfolio Holdings	
Gold	
Gold 995 Purity	97.87%
Gold Total	97.87%
Cash & Other Receivables	
TREPS/Reverse Repo	0.02%
Net Receivables / (Payables)	2.11%
Cash & Other Receivables Total	2.13%
Total	100.00%



How to Trade in ETF ?



* Market Makers are assigned by the AMC to provide continuous liquidity on the exchange around real time NAV (iNAV). They provide both buy and sell quotes.



*Creation unit (basket) is the minimum portfolio size which the ETF deploy in the stocks of underlying index to create a replicable portfolio.

As per SEBI Regulation, from 1st July 2022 onwards, minimum purchase order for the transaction through AMC need to be greater than Rs. 25Cr. This limit doesn't apply to Employee Provident Fund Organisation, Recognized Provident Funds, Approved Gratuity Funds and Approved Superannuation Funds under Income Tax Act, 1961

Performance Report

Period	Mirae Asset Gold ETF	Scheme Benchmark*	Additional Benchmark**
Last 1 Year	60.33%	61.86%	-3.99%
Last 3 Years	33.69%	34.83%	10.02%
Since Inception	34.56%	35.84%	8.69%
Value of Rs. 10000 invested Since Inception	₹25,169	₹25,924	₹12,959
NAV as on 31st March, 2026	₹142.2772		
Index Value 31st March, 2026		Index Value of Scheme Benchmark is ₹1,46,12,600.0000 and Nifty 50 (TRI) is ₹33,655.4300	
Allotment Date	20 th February 2023		
Scheme Benchmark	*Domestic Price of Physical Gold		
Additional Benchmark	**Nifty 50 (TRI)		

Fund Managers : Mr. Ritesh Patel (since February 20, 2023), Mr. Akshay Udeshi (Co-fund manager) (since August 28, 2023)
Note: Returns (%) for less than 1 year calculated on simple annualized basis, others are CAGR- Compounded Annualized Growth returns.
Latest available NAV has been taken for return calculation wherever applicable

Past Performance may or may not be sustained in future.

Note: For computation of since inception returns (%) the allotment NAV has been taken as ₹56.5289

Note:1. The reference and details provided here in are of Regular Plan - Growth Option

[^]Pursuant to notice cum addendum no. 25/2026, a Market Maker has been added w.e.f March 25, 2026.

The performance of other funds managed by the same fund manager is given in the respective page of the schemes and on page No. 108, 110, 111, 112, 114, 115, 116, 117, 118, 119, 120, 121, 122

MIRAE ASSET SILVER ETF

NSE Symbol: SILVERAG , BSE Scrip Code: 543922

(Exchange Traded Fund (ETF) - An open ended scheme replicating/tracking Domestic Price of Silver)

Monthly Factsheet as on 31 March, 2026

Fund Information	
Fund Managers :	Mr. Ritesh Patel Mr. Akshay Udeshi (Co-fund manager)
Allotment Date :	9 th June 2023
Benchmark:	Domestic Price of Physical Silver (based on London Bullion Market association (LBMA) Silver daily spot fixing price.)
Net AUM (Cr.)	930.4232
Tracking Error Value ~ 1 Year Tracking Error is	0.83%
Exit Load:	Please refer page no.96
Plan Available:	The Scheme does not offer any Plans/Options for investment

Minimum Investment Amount
Market Maker: Application for subscription of Units directly with the Fund in Creation Unit Size at NAV based prices in exchange of Portfolio Deposit and Cash Component.
Large Investors: Minimum amount of ₹25 crores for transacting directly with the AMC.
Other investors (including Market Maker, Large Investors and Regulated Entities): Units of the Scheme can be subscribed (in lots of 1 Unit) during the trading hours on all trading days on the NSE and BSE on which the Units are listed.

On exchange in multiple of 1 unit With AMC In multiples of 30,000 units

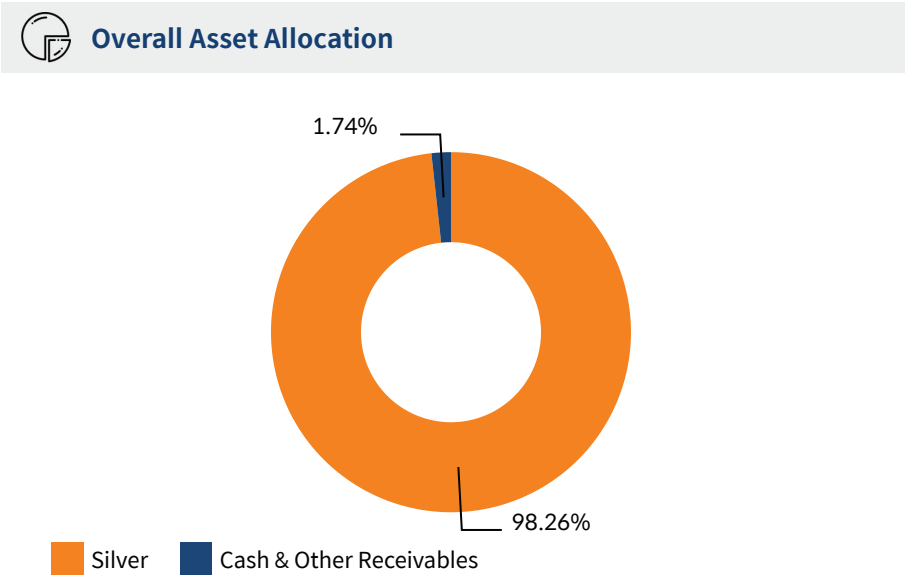
Net Asset Value (NAV)	
	₹ 226.5712 (Per Unit)

Market Makers	
	Augmont Enterprises Private Limited Parshwa Prism Gems and Jewellery Limited Raksha Bullion Parwati Capital Market Private Limited Amrapali Capital & Finance Services Limited Mirae Asset Capital Markets Pvt. Ltd Abans Broking Services Pvt. Ltd Motilal Oswal Financial Services Limited [*] Vaibhav Stock & Derivatives Broking Private Limited [*]

Others
 Live iNav is updated on Mirae Asset Mutual Fund website.
 NSE Symbol: SILVRETF
 BSE Code: 543922
 Bloomberg Code: SILVRETF IN Equity
 Reuters Code: MIRA.NS

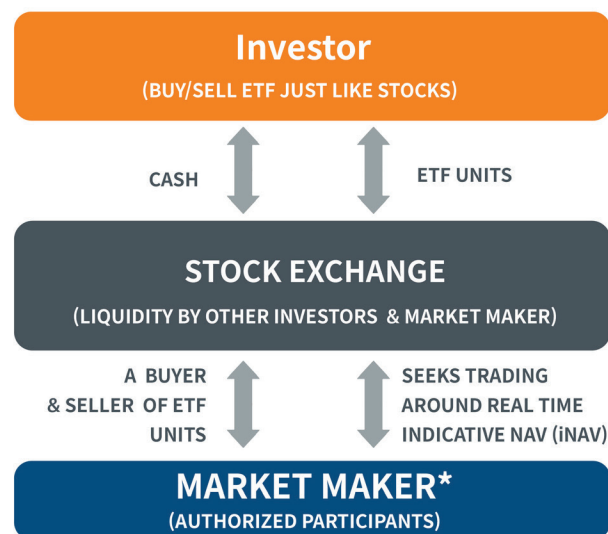
Expense Ratio:	0.34%
-----------------------	-------

Portfolio Holdings	
Silver	
Silver	98.26%
Silver Total	98.26%
Cash & Other Receivables	
TREPS/Reverse Repo	0.03%
Net Receivables / (Payables)	1.71%
Cash & Other Receivables Total	1.74%
Total	100.00%



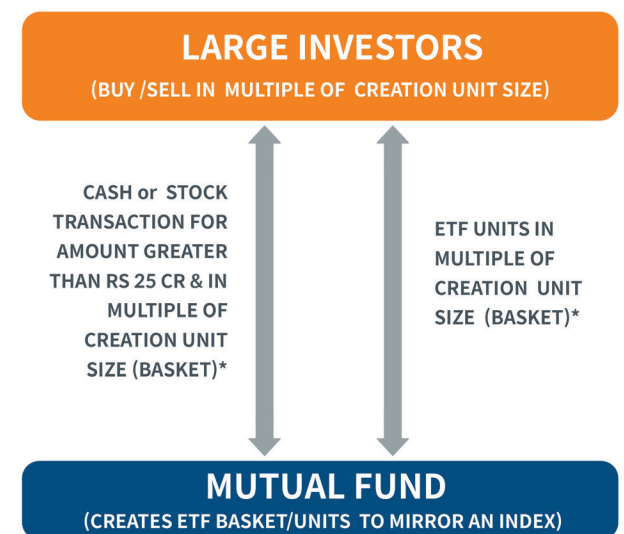
How to Trade in ETF ?

TRANSACT ON EXCHANGE



* Market Makers are assigned by the AMC to provide continuous liquidity on the exchange around real time NAV (iNAV). They provide both buy and sell quotes.

TRANSACT DIRECTLY WITH AMC



*Creation unit (basket) is the minimum portfolio size which the ETF deploy in the stocks of underlying index to create a replicable portfolio.

As per SEBI Regulation, from 1st July 2022 onwards, minimum purchase order for the transaction through AMC need to be greater than Rs. 25Cr. This limit doesn't apply to Employee Provident Fund Organisation, Recognized Provident Funds, Approved Gratuity Funds and Approved Superannuation Funds under Income Tax Act, 1961

Performance Report

Period	Mirae Asset Silver ETF	Scheme Benchmark*	Additional Benchmark**
Last 1 Year	129.77%	129.00%	-3.99%
Since Inception	48.90%	49.79%	7.97%
Value of Rs. 10000 invested Since Inception	₹30,619	₹31,139	₹12,407
NAV as on 31st March, 2026	₹226.5712		
Index Value 31st March, 2026		Index Value of Scheme Benchmark is ₹2,28,860.0000 and Nifty 50 (TRI) is ₹33,655.4300	
Allotment Date	9 th June 2023		
Scheme Benchmark		*Domestic Price of Physical Silver (based on London Bullion Market association (LBMA) Silver daily spot fixing price.)	
Additional Benchmark		**Nifty 50 (TRI)	

Fund Managers : Mr. Ritesh Patel (since June 09, 2023), Mr. Akshay Udeshi (Co-fund manager) (since August 28, 2023)
 Note: Returns (%) for less than 1 year calculated on simple annualized basis, others are CAGR- Compounded Annualized Growth returns.
 Latest available NAV has been taken for return calculation wherever applicable

Past Performance may or may not be sustained in future.

Note: For computation of since inception returns (%) the allotment NAV has been taken as ₹73.9962

Note:1. The reference and details provided here in are of Regular Plan - Growth Option

^{*}Pursuant to notice cum addendum no. 25/2026, a Market Maker has been added w.e.f March 25, 2026.

The performance of other funds managed by the same fund manager is given in the respective page of the schemes and on page No. 108, 110, 111, 112, 114, 115, 116, 117, 118, 119, 120, 121, 122

MIRAE ASSET NIFTY 8-13 YR G-SEC ETF

NSE Symbol: GSEC10YEAR , BSE Scrip Code: 543875

(Exchange Traded Fund (ETF) - An open ended Index Exchange Traded Fund tracking Nifty 8-13 yr G-Sec Index. Relatively High interest rate risk and Relatively Low Credit Risk)

Monthly Factsheet as on 31 March, 2026

Fund Information	
Fund Managers@ :	Ms. Pranavi Kulkarni
Allotment Date :	31 st March 2023
Benchmark:	Nifty 8-13 yr G-Sec Index
Net AUM (Cr.)	92.9601
Tracking Error Value ~ 1 Year Tracking Error is	0.25%
Exit Load:	Please refer page no.96
Plan Available:	The Scheme does not offer any Plans/Options for investment

Minimum Investment Amount

Market Maker: Application for subscription of Units directly with the Fund in Creation Unit Size at NAV based prices in exchange of Portfolio Deposit and Cash Component.

Large Investors: Minimum amount of ₹25 crores for transacting directly with the AMC.

Other investors (including Market Maker, Large Investors and Regulated Entities): Units of the Scheme can be subscribed (in lots of 1 Unit) during the trading hours on all trading days on the NSE and BSE on which the Units are listed.

On exchange in multiple of 1 unit With AMC In multiples of 2,50,000 units

Net Asset Value (NAV)	
₹ 29.3591 (Per Unit)	

Market Makers	
Mirae Asset Capital Markets (India) Private Limited	
East India Securities Limited	
Kanjalochna Finsolve Private Limited	
Parwati Capital Market Private Limited	
Vaibhav Stock & Derivatives Broking Private Limited	
IRage Broking Services LLP	
Junomoneta Finsol Pvt Ltd	
Motilal Oswal Financial Services Limited^	

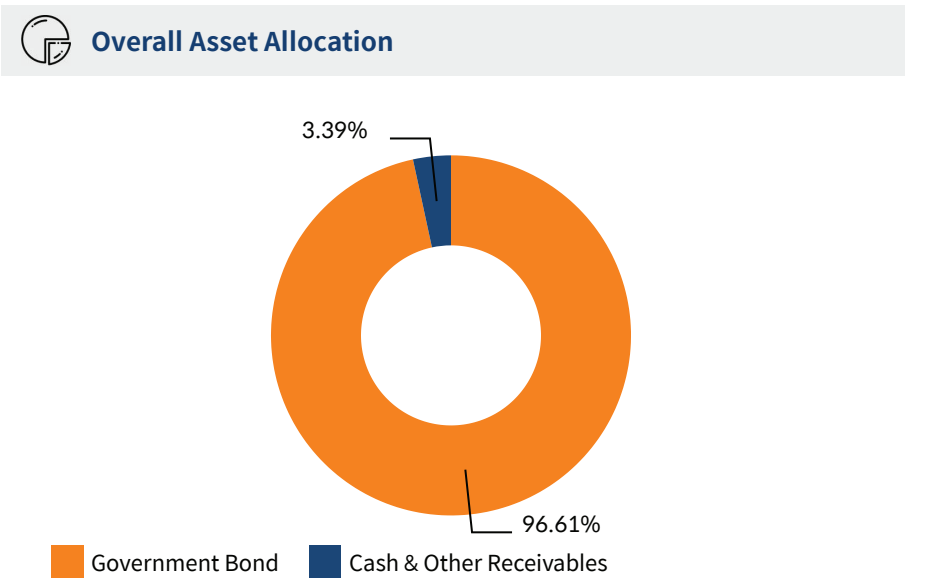
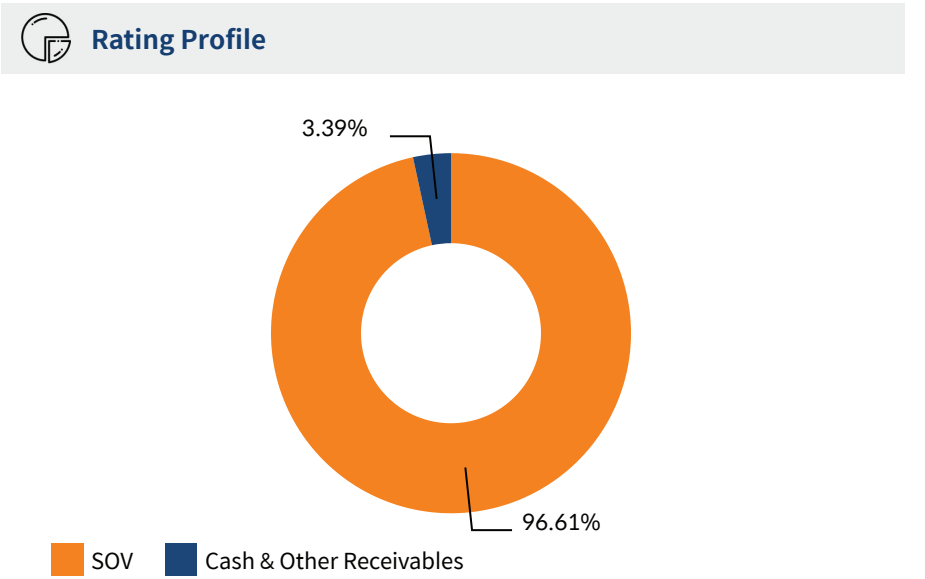
Others	
Live iNav is updated on Mirae Asset Mutual Fund website.	
NSE Symbol: GSEC10YEAR	
BSE Code: 543875	
Bloomberg Code: GSEC10YEAR IN Equity	
Reuters Code: MIRA.NS	

Quantitative: Debt	
Average Maturity	8.93 Years
Modified Duration	6.43 Years
Macaulay Duration:	6.66 Years
Annualized Portfolio YTM*	7.10%

*In case of semi annual YTM, it will be annualized.

Expense Ratio: 0.11%	
----------------------	--

Portfolio Holdings	
Government Bond	
6.33% GOI (MD 05/05/2035)	49.60%
Others	47.01%
Government Bond Total	96.61%
Cash & Other Receivables	
TREPS/Reverse Repo	0.50%
Net Receivables / (Payables)	2.89%
Cash & Other Receivables Total	3.39%
Total	100.00%



Performance Report			
Period	Mirae Asset Nifty 8-13 yr G-Sec ETF	Scheme Benchmark*	Additional Benchmark**
Last 1 Year	3.52%	3.32%	2.11%
Last 3 Years	7.27%	7.33%	6.79%
Since Inception	7.27%	7.33%	6.79%
Value of Rs. 10000 invested Since Inception	₹12,347	₹12,366	₹12,180
NAV as on 31st March, 2026	₹29.3591		
Index Value 31st March, 2026	Index Value of Scheme Benchmark is ₹2,941.2000 and Crisil 10 Yr gilt index is ₹5,114.4745		
Allotment Date	31 st March 2023		
Scheme Benchmark	*Nifty 8-13 yr G-Sec Index		
Additional Benchmark	**Crisil 10 Yr gilt index		

Fund Managers : Ms. Pranavi Kulkarni@ (since February 05, 2026)
Note: Returns (%) for less than 1 year calculated on simple annualized basis, others are CAGR- Compounded Annualized Growth returns.
Latest available NAV has been taken for return calculation wherever applicable

Past Performance may or may not be sustained in future.

Note: For computation of since inception returns (%) the allotment NAV has been taken as ₹23.7792

Note:1. The reference and details provided here in are of Regular Plan - Growth Option

@ Pursuant to notice cum addendum no. 12/2026, Fund Manager of the scheme has been changed with effect from February 05, 2026.

^Pursuant to notice cum addendum no. 25/2026, a Market Maker has been added w.e.f March 25, 2026.

The performance of other funds managed by the same fund manager is given in the respective page of the schemes and on page No. 108, 110, 112, 113, 114, 122

MIRAE ASSET NIFTY 1D RATE LIQUID ETF - GROWTH

NSE Symbol: LIQUIDPLUS, BSE Scrip Code: 544284

(Exchange Traded Fund (ETF) - An open-ended listed liquid scheme in the form of an Exchange Traded Fund tracking Nifty 1D Rate Index, with growth option. A relatively low interest rate risk and relatively low credit risk)

Monthly Factsheet as on 31 March, 2026

Fund Information	
Fund Managers :	Mr. Krishnpal Yadav
Allotment Date :	7 th November 2024
Benchmark:	Nifty 1D Rate Index
Net AUM (Cr.)	600.4711
Tracking Error Value ~ 1 Year Tracking Error is	0.01%
Exit Load:	Please refer page no.97
Plan Available:	The Scheme does not offer any Plans/Options for investment

Minimum Investment Amount

Market Maker: Application for subscription of Units directly with the Fund in Creation Unit Size at NAV based prices in exchange of Portfolio Deposit and Cash Component.

Large Investors: Minimum amount of ₹25 crores for transacting directly with the AMC.

Other investors (including Market Maker, Large Investors and Regulated Entities): Units of the Scheme can be subscribed (in lots of 1 Unit) during the trading hours on all trading days on the NSE and BSE on which the Units are listed.

On exchange in multiple of 1 unit With AMC In multiples of 2,500 units.

Net Asset Value (NAV)	
₹	1,078.9135 (Per Unit)

Market Makers	
Mirae Asset Capital Markets (India) Private Limited	
East India Securities Limited	
Kanjalochna Finserve Private Limited	
Cholamandalam Securities Limited	
Parwati Capital Market Private Limited	
Vaibhav Stock & Derivatives Broking Private Limited	
IRage Broking Services LLP	
Junomoneta Finsol Pvt Ltd	

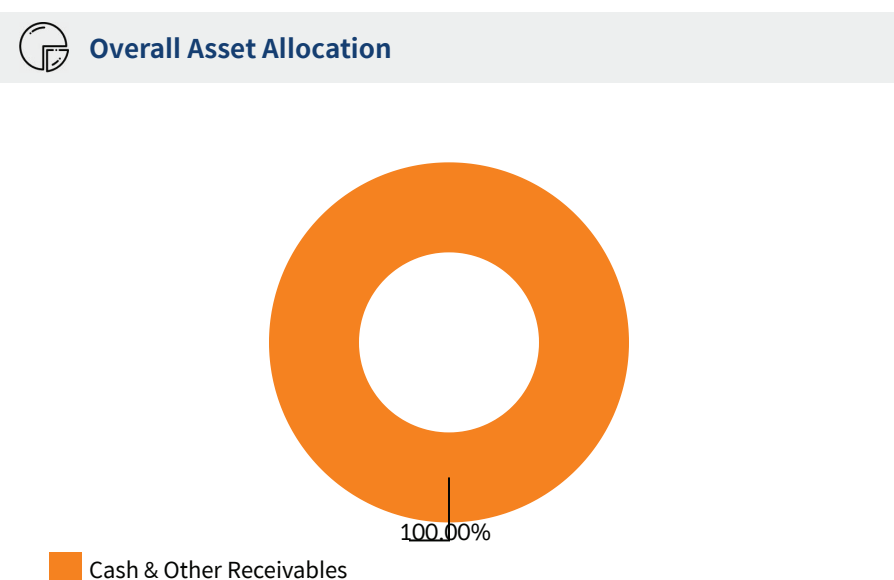
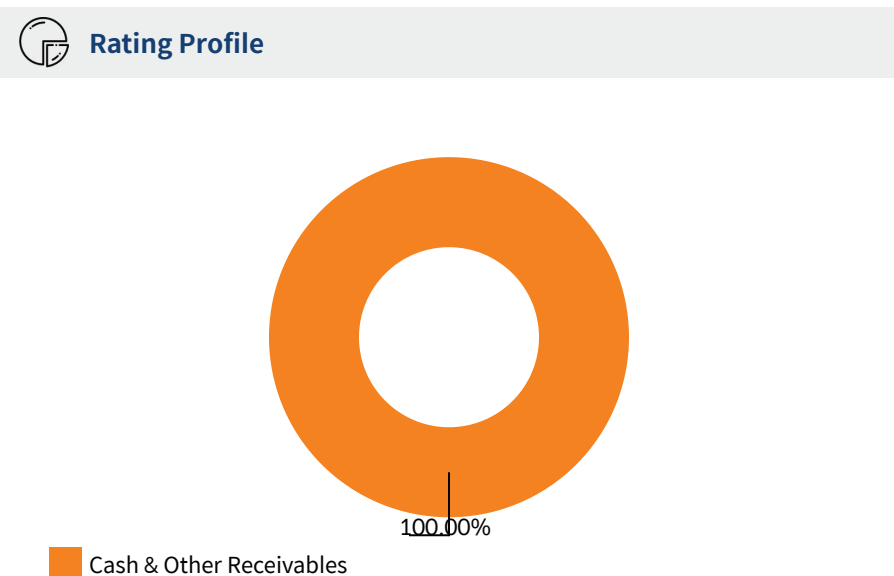
Others	
Live iNav is updated on Mirae Asset Mutual Fund website.	
NSE Symbol: LIQUIDPLUS	
BSE Code: 544284	
Bloomberg Code: MAN1DRG IN Equity	
Reuters Code:	

Quantitative: Debt	
Average Maturity	1.99 Days
Modified Duration	0.01 Years
Macaulay Duration:	0.01 Years
Annualized Portfolio YTM*	5.70%

*In case of semi annual YTM, it will be annualized.

Expense Ratio: 0.16%	
----------------------	--

Portfolio Holdings	
Cash & Other Receivables	
TREPS/Reverse Repo	99.53%
Others	0.47%
Cash & Other Receivables Total	100.00%
Total	100.00%



Performance Report			
Period	Mirae Asset Nifty 1D Rate Liquid ETF - Growth	Scheme Benchmark*	Additional Benchmark**
Last 1 Year	5.25%	5.47%	2.11%
Since Inception	5.60%	5.79%	4.54%
Value of Rs. 10000 invested Since Inception	₹10,789	₹10,817	₹10,639
NAV as on 31st March, 2026	₹1,078.9135		
Index Value 31st March, 2026	Index Value of Scheme Benchmark is ₹2,542.3300 and CRISIL 10 Year Gilt Index is ₹5,114.4745		
Allotment Date	7 th November 2024		
Scheme Benchmark	*Nifty 1D Rate Index		
Additional Benchmark	**CRISIL 10 Year Gilt Index		

Fund Managers : Mr. Krishnpal Yadav (since September 22, 2025)
Note: Returns (%) for less than 1 year calculated on simple annualized basis, others are CAGR- Compounded Annualized Growth returns. Latest available NAV has been taken for return calculation wherever applicable

Past Performance may or may not be sustained in future.

Note: For computation of since inception returns (%) the allotment NAV has been taken as ₹1000.00
Note:1. The reference and details provided here in are of Regular Plan - Growth Option
The performance of other funds managed by the same fund manager is given in the respective page of the schemes and on page No. 108, 109, 115, 120

MIRAE ASSET DIVERSIFIED EQUITY ALLOCATOR PASSIVE FOF*

Formerly Known as Mirae Asset Equity Allocator Fund of Fund

(Fund of Fund - An open ended fund of fund scheme predominantly investing in units of domestic equity ETFs)

Monthly Factsheet as on 31 March, 2026

Fund Information		Portfolio Holdings		Overall Asset Allocation	
Fund Managers@: Mr. Siddharth Srivastava		Exchange Traded Funds Mirae Asset Nifty 50 ETF 63.30% Mirae Asset Nifty Midcap 150 ETF 22.07% Mirae Asset Nifty Next 50 ETF 15.04% Exchange Traded Funds Total 100.40%			
Allotment Date : 21 st September 2020		Cash & Other Receivables TREPS/Reverse Repo 0.09% Net Receivables / (Payables) -0.50% Cash & Other Receivables Total -0.40%		Total 100.00%	
Benchmark: Nifty 200 Index (TRI)					
Net AUM (Cr.) 893.368					
Exit Load: Please refer page no.98					
Plan Available: Regular Plan and Direct Plan					
Minimum Investment Amount ₹5,000/- and in multiples of ₹1/- thereafter. Minimum Additional Application Amount: ₹1,000/- per application and in multiples of ₹1/- thereafter					
Net Asset Value (NAV)					
	Direct	Regular			
Growth	₹22.447	₹22.353			
IDCW	₹22.464	₹22.356			
Expense Ratio					
Regular Plan	0.12%				
Direct Plan	0.07%				
Investors may note that they will bear recurring expenses of the underlying scheme in addition to the expenses of this scheme. The TER of underlying scheme i.e. Mirae Asset Nifty 50 ETF is 0.04%, Mirae Asset Nifty Midcap 150 ETF is 0.06% and Mirae Asset Nifty Next 50 ETF is 0.06%					
The weighted average cost of the underlying ETFs is 0.05%					
		Performance Report			
Period	Mirae Asset Diversified Equity Allocator Passive FOF*	Scheme Benchmark*	Additional Benchmark**		
Last 1 Year	-2.76%	-2.80%	-6.01%		
Last 3 Years	12.37%	12.64%	8.14%		
Last 5 Years	11.15%	11.40%	9.05%		
Since Inception	15.67%	15.97%	13.52%		
Value of Rs. 10000 invested Since Inception	₹22,353	₹22,673	₹20,151		
NAV as on 31st March, 2026	₹22.353				
Index Value 31st March, 2026	Index Value of Scheme Benchmark is ₹16,699.390 and BSE Sensex (TRI) is ₹1,12,988.478				
Allotment Date	21 st September 2020				
Scheme Benchmark	*Nifty 200 Index (TRI)				
Additional Benchmark	**BSE Sensex (TRI)				
Fund Managers : Mr. Siddharth Srivastava® (since January 01, 2026) Note: Returns (%) for less than 1 year calculated on simple annualized basis, others are CAGR- Compounded Annualized Growth returns. Latest available NAV has been taken for return calculation wherever applicable					

Past Performance may or may not be sustained in future.

Note: For computation of since inception returns (%) the allotment NAV has been taken as ₹ 10.00

Note:1. Different Plans under the scheme has different expense structure. The reference and details provided here in are of Regular Plan - Growth Option

* Pursuant to notice cum addendum no. 29/2025, the name of scheme of Mirae Asset Mutual Fund has been changed with effect from May 06, 2025.

® Pursuant to notice cum addendum no. 83/2025, Fund Manager of the scheme has been changed with effect from January 01, 2026.

The performance of other funds managed by the same fund manager is given in the respective page of the schemes and on page No. 109, 110, 111, 113, 116

MIRAE ASSET NIFTY 100 ESG SECTOR LEADERS FUND OF FUND

(Fund of Fund - An open ended fund of fund scheme predominantly investing in Mirae Asset Nifty 100 ESG Sector Leaders ETF)

Monthly Factsheet as on 31 March, 2026

Fund Information		Portfolio Holdings		Overall Asset Allocation		
Fund Managers@: Ms. Ekta Gala Mr. Vishal Singh		Exchange Traded Funds Mirae Asset Nifty 100 ESG Sector Leaders ETF 100.01% Exchange Traded Funds Total 100.01%				
Allotment Date : 18 th November 2020		Cash & Other Receivables TREPS/Reverse Repo 0.15% Net Receivables / (Payables) -0.16% Cash & Other Receivables Total -0.01% Total 100.00%				
Benchmark: Nifty 100 ESG Sector Leaders Index (TRI)						
Net AUM (Cr.) 78.841						
Exit Load: Please refer page no.98						
Plan Available: Regular Plan and Direct Plan						
Minimum Investment Amount ₹5,000/- and in multiples of ₹1/- thereafter. Minimum Additional Application Amount: ₹1,000/- per application and in multiples of ₹1/- thereafter						
Net Asset Value (NAV)		Performance Report				
	Direct	Regular	Period	Mirae Asset Nifty 100 ESG Sector Leaders Fund of Fund	Scheme Benchmark*	Additional Benchmark**
Growth	₹16.764	₹16.448	Last 1 Year	-5.01%	-4.25%	-6.01%
IDCW	₹16.760	₹16.415	Last 3 Years	9.65%	10.83%	8.14%
			Last 5 Years	8.03%	9.27%	9.05%
			Since Inception	9.72%	11.01%	10.77%
			Value of Rs. 10000 invested Since Inception	₹16,448	₹17,513	₹17,316
			NAV as on 31 st March, 2026	₹16.448		
			Index Value 31 st March, 2026	Index Value of Scheme Benchmark is ₹4,320.550 and BSE Sensex (TRI) is ₹1,12,988.478		
			Allotment Date	18 th November 2020		
			Scheme Benchmark	*Nifty 100 ESG Sector Leaders Index (TRI)		
			Additional Benchmark	**BSE Sensex (TRI)		
Expense Ratio		Fund Managers : Ms. Ekta Gala (since November 18, 2020), Mr. Vishal Singh @ (since March 25, 2026) Note: Returns (%) for less than 1 year calculated on simple annualized basis, others are CAGR- Compounded Annualized Growth returns. Latest available NAV has been taken for return calculation wherever applicable				
Regular Plan	0.47%					
Direct Plan	0.06%					
Investors may note that they have to bear recurring expense if the underlying scheme in addition to the expenses of this scheme. The TER of underlying scheme i.e Mirae Asset Nifty 100 ESG Sector Leaders ETF is 0.41%						

Past Performance may or may not be sustained in future.

Note: For computation of since inception returns (%) the allotment NAV has been taken as ₹10.00

Note:1. Different Plans under the scheme has different expense structure. The reference and details provided here in are of Regular Plan - Growth Option

© Pursuant to notice cum addendum no. 25/2026, Fund Manager of the scheme has been changed with effect from March 25, 2026.

The performance of other funds managed by the same fund manager is given in the respective page of the schemes and on page No. 108, 109, 110, 111, 112, 114, 115, 116, 117, 118, 119, 120, 121, 122

MIRAE ASSET NYSE FANG + ETF FUND OF FUND

(Fund of Fund - An open ended fund of fund scheme predominantly investing in Mirae Asset NYSE FANG + ETF)

Monthly Factsheet as on 31 March, 2026

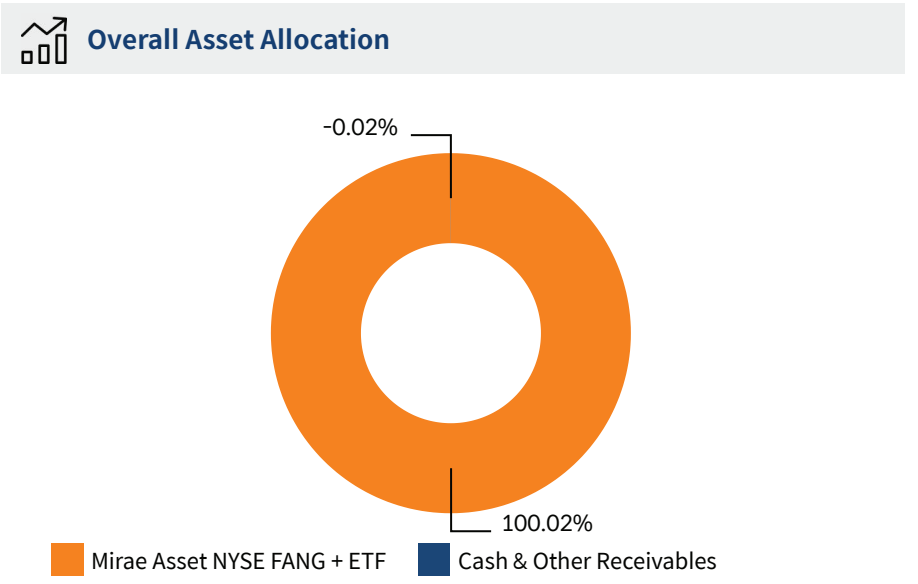
Fund Information	
Fund Managers:	Ms. Ekta Gala Mr. Akshay Udeshi
Allotment Date :	10 th May 2021
Benchmark:	NYSE FANG + Index (TRI) (INR)
Net AUM (Cr.)	2,067.539
Exit Load:	Please refer page no.98
Plan Available:	Regular Plan and Direct Plan
Minimum Investment Amount	₹5,000/- and in multiples of ₹1/- thereafter. Minimum Additional Application Amount: ₹1,000/- per application and in multiples of ₹1/- thereafter

Net Asset Value (NAV)		
	Direct	Regular
Growth	₹33.361	₹32.731

Expense Ratio	
Regular Plan	0.45%
Direct Plan	0.08%

Investors may note that they have to bear recurring expense if the underlying scheme in addition to the expenses of this scheme. The TER of underlying scheme i.e Mirae Asset NYSE FANG+ ETF is 0.66%

Portfolio Holdings	
Exchange Traded Funds	
Mirae Asset NYSE FANG + ETF	100.02%
Exchange Traded Funds Total	100.02%
Cash & Other Receivables	
TREPS/Reverse Repo	0.18%
Net Receivables / (Payables)	-0.20%
Cash & Other Receivables Total	-0.02%
Total	100.00%



Performance Report			
Period	Mirae Asset NYSE FANG + ETF Fund of Fund	Scheme Benchmark*	Additional Benchmark**
Last 1 Year	30.85%	33.34%	-6.01%
Last 3 Years	46.27%	37.46%	8.14%
Since Inception	27.42%	23.78%	9.26%
Value of Rs. 10000 invested Since Inception	₹32,731	₹28,406	₹15,422
NAV as on 31st March, 2026	₹32.731		
Index Value 31st March, 2026		Index Value of Scheme Benchmark is ₹18,203.220 and BSE Sensex (TRI) is ₹1,12,988.478	
Allotment Date	10 th May 2021		
Scheme Benchmark	*NYSE FANG + Index (TRI) (INR)		
Additional Benchmark	**BSE Sensex (TRI)		

Fund Managers : Ms. Ekta Gala (since May 10, 2021), Mr. Akshay Udeshi (since March 12, 2025)
Note: Returns (%) for less than 1 year calculated on simple annualized basis, others are CAGR- Compounded Annualized Growth returns.
Latest available NAV has been taken for return calculation wherever applicable

Past Performance may or may not be sustained in future.

Note: For computation of since inception returns (%) the allotment NAV has been taken as ₹10.00
Note:1. Different Plans under the scheme has different expense structure. The reference and details provided here in are of Regular Plan - Growth Option
The performance of other funds managed by the same fund manager is given in the respective page of the schemes and on page No. 108, 109, 110, 111, 112, 114, 115, 116, 117, 118, 119, 120, 121, 122

MIRAE ASSET S&P 500 TOP 50 ETF FUND OF FUND

(Fund of Fund - An open ended fund of fund scheme predominantly investing in units of Mirae Asset S&P 500 Top 50 ETF)

Monthly Factsheet as on 31 March, 2026

Fund Information

Fund Managers:
Ms. Ekta Gala
Mr. Akshay Udeshi

Allotment Date : 22nd September 2021

Benchmark: S&P 500 Top 50 Index (TRI) (INR)

Net AUM (Cr.) 721.526

Exit Load: Please refer page no.99

Plan Available: Regular Plan and Direct Plan

Minimum Investment Amount
₹5,000/- and in multiples of ₹1/- thereafter. Minimum Additional Application Amount: ₹1,000/- per application and in multiples of ₹1/- thereafter

Net Asset Value (NAV)

	Direct	Regular
Growth	₹24.241	₹23.798

Expense Ratio

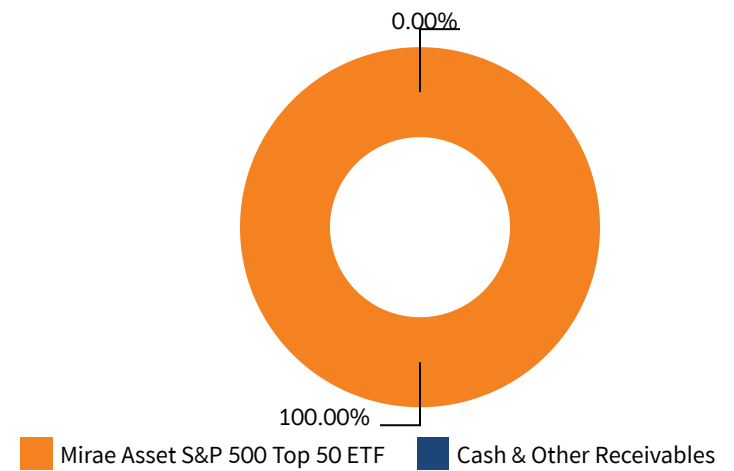
Regular Plan	0.50%
Direct Plan	0.11%

Investors may note that they have to bear recurring expense if the underlying scheme in addition to the expenses of this scheme. The TER of underlying scheme i.e Mirae Asset S&P 500 Top 50 ETF is 0.61%

Portfolio Holdings

Exchange Traded Funds	
Mirae Asset S&P 500 Top 50 ETF	100.00%
Exchange Traded Funds Total	100.00%
Cash & Other Receivables	
TREPS/Reverse Repo	0.10%
Net Receivables / (Payables)	-0.10%
Cash & Other Receivables Total	-0.00%
Total	100.00%

Overall Asset Allocation



Performance Report

Period	Mirae Asset S&P 500 TOP 50 ETF Fund of Fund	Scheme Benchmark*	Additional Benchmark**
Last 1 Year	36.64%	32.34%	-6.01%
Last 3 Years	32.71%	27.75%	8.14%
Since Inception	21.13%	18.86%	5.74%
Value of Rs. 10000 invested Since Inception	₹23,798	₹21,851	₹12,870
NAV as on 31st March, 2026	₹23.798		
Index Value 31st March, 2026	Index Value of Scheme Benchmark is ₹11,784.060 and BSE Sensex (TRI) is ₹1,12,988.478		
Allotment Date	22 nd September 2021		
Scheme Benchmark	*S&P 500 Top 50 Index (TRI) (INR)		
Additional Benchmark	**BSE Sensex (TRI)		

Fund Managers : Ms. Ekta Gala (since September 22, 2021), Mr. Akshay Udeshi (since March 12, 2025)
Note: Returns (%) for less than 1 year calculated on simple annualized basis, others are CAGR- Compounded Annualized Growth returns.
Latest available NAV has been taken for return calculation wherever applicable

Past Performance may or may not be sustained in future.

Note: For computation of since inception returns (%) the allotment NAV has been taken as ₹ 10.00
Note:1. Different Plans under the scheme has different expense structure. The reference and details provided here in are of Regular Plan - Growth Option
The performance of other funds managed by the same fund manager is given in the respective page of the schemes and on page No. 108, 109, 110, 111, 112, 114, 115, 116, 117, 118, 119, 120, 121, 122

MIRAE ASSET HANG SENG TECH ETF FUND OF FUND

(Fund of Fund - An open ended fund of fund scheme predominantly investing in Mirae Asset Hang Seng TECH ETF)

Monthly Factsheet as on 31 March, 2026

Fund Information

Fund Managers:
Ms. Ekta Gala
Mr. Akshay Udeshi

Allotment Date : 8th December 2021

Benchmark: Hang Seng TECH (TRI) (INR)

Net AUM (Cr.) 76.005

Exit Load: Please refer page no.99

Plan Available: Regular Plan and Direct Plan

Minimum Investment Amount
₹5,000/- and in multiples of ₹1/- thereafter. Minimum Additional Application Amount: ₹1,000/- per application and in multiples of ₹1/- thereafter

Net Asset Value (NAV)

	Direct	Regular
Growth	₹11.441	₹11.218

Expense Ratio

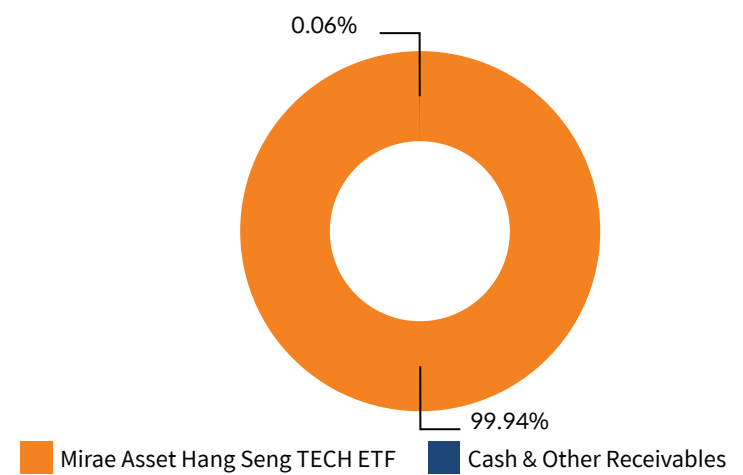
Regular Plan	0.53%
Direct Plan	0.07%

Investors may note that they have to bear recurring expense if the underlying scheme in addition to the expenses of this scheme. The TER of underlying scheme i.e Mirae Asset Hang Seng TECH ETF is 0.62%

Portfolio Holdings

Exchange Traded Funds	
Mirae Asset Hang Seng TECH ETF	99.94%
Exchange Traded Funds Total	99.94%
Cash & Other Receivables	
TREPS/Reverse Repo	0.32%
Net Receivables / (Payables)	-0.27%
Cash & Other Receivables Total	0.06%
Total	100.00%

Overall Asset Allocation



Performance Report

Period	Mirae Asset Hang Seng TECH ETF Fund of Fund	Scheme Benchmark*	Additional Benchmark**
Last 1 Year	-5.89%	-4.08%	-6.01%
Last 3 Years	12.57%	8.66%	8.14%
Since Inception	2.70%	0.19%	6.11%
Value of Rs. 10000 invested Since Inception	₹11,218	₹10,081	₹12,913
NAV as on 31st March, 2026	₹11.218		
Index Value 31st March, 2026	Index Value of Scheme Benchmark is ₹6,499.200 and BSE Sensex (TRI) is ₹1,12,988.478		
Allotment Date	8 th December 2021		
Scheme Benchmark	*Hang Seng TECH (TRI) (INR)		
Additional Benchmark	**BSE Sensex (TRI)		

Fund Managers : Ms. Ekta Gala (since December 08, 2021), Mr. Akshay Udeshi (since March 12, 2025)
Note: Returns (%) for less than 1 year calculated on simple annualized basis, others are CAGR- Compounded Annualized Growth returns.
Latest available NAV has been taken for return calculation wherever applicable

Past Performance may or may not be sustained in future.

Note: For computation of since inception returns (%) the allotment NAV has been taken as ₹10.00
Note:1. Different Plans under the scheme has different expense structure. The reference and details provided here in are of Regular Plan - Growth Option
The performance of other funds managed by the same fund manager is given in the respective page of the schemes and on page No. 108, 109, 110, 111, 112, 114, 115, 116, 117, 118, 119, 120, 121, 122

MIRAE ASSET NIFTY INDIA MANUFACTURING ETF FUND OF FUND

(Fund of Fund - An open ended fund of fund scheme predominantly investing in units of Mirae Asset Nifty India Manufacturing ETF)

Monthly Factsheet as on 31 March, 2026

Fund Information		Portfolio Holdings		Overall Asset Allocation		
Fund Managers[®]: Ms. Ekta Gala Mr. Vishal Singh		Exchange Traded Funds Mirae Asset Nifty India Manufacturing ETF 99.65% Exchange Traded Funds Total 99.65%				
Allotment Date : 31 st January 2022		Cash & Other Receivables TREPES/Reverse Repo 0.21% Net Receivables / (Payables) 0.14% Cash & Other Receivables Total 0.35% Total 100.00%				
Benchmark: Nifty India Manufacturing Index (TRI)						
Net AUM (Cr.) 105.897						
Exit Load: Please refer page no.99						
Plan Available: Regular Plan and Direct Plan						
Minimum Investment Amount ₹5,000/- and in multiples of ₹1/- thereafter. Minimum Additional Application Amount: ₹1,000/- per application and in multiples of ₹1/- thereafter						
Net Asset Value (NAV)		Performance Report				
	Direct	Regular	Period	Mirae Asset Nifty India Manufacturing ETF Fund of Fund	Scheme Benchmark*	Additional Benchmark**
Growth	₹17.859	₹17.573	Last 1 Year	7.03%	7.94%	-6.01%
IDCW	₹17.860	₹17.639	Last 3 Years	20.35%	21.67%	8.14%
			Since Inception	14.50%	15.77%	6.60%
			Value of Rs. 10000 invested Since Inception	₹17,573	₹18,402	₹13,048
			NAV as on 31 st March, 2026	₹17.573		
			Index Value 31 st March, 2026	Index Value of Scheme Benchmark is ₹18,324.940 and BSE Sensex (TRI) is ₹1,12,988.478		
			Allotment Date	31 st January 2022		
			Scheme Benchmark	*Nifty India Manufacturing Index (TRI)		
			Additional Benchmark	**BSE Sensex (TRI)		
Expense Ratio Regular Plan 0.44% Direct Plan 0.07%		Fund Managers : Ms. Ekta Gala (since January 31, 2022), Mr. Vishal Singh [®] (since March 25, 2026) Note: Returns (%) for less than 1 year calculated on simple annualized basis, others are CAGR- Compounded Annualized Growth returns. Latest available NAV has been taken for return calculation wherever applicable				
Investors may note that they have to bear recurring expense if the underlying scheme in addition to the expenses of this scheme. The TER of underlying scheme i.e Mirae Asset Nifty India Manufacturing ETF is 0.42%						

Past Performance may or may not be sustained in future.

Note: For computation of since inception returns (%) the allotment NAV has been taken as ₹10.00

Note:1. Different Plans under the scheme has different expense structure. The reference and details provided here in are of Regular Plan - Growth Option

© Pursuant to notice cum addendum no. 25/2026, Fund Manager of the scheme has been changed with effect from March 25, 2026.

The performance of other funds managed by the same fund manager is given in the respective page of the schemes and on page No. 108, 109, 110, 111, 112, 114, 115, 116, 117, 118, 119, 120, 121, 122

MIRAE ASSET GLOBAL X ARTIFICIAL INTELLIGENCE & TECHNOLOGY ETF FUND OF FUND

(Fund of Fund - An open ended fund of fund scheme investing in units of Global X Artificial Intelligence & Technology ETF)

Monthly Factsheet as on 31 March, 2026

Fund Information		Portfolio Holdings		Overall Asset Allocation		
Fund Managers: Mr. Siddharth Srivastava		International Exchange Traded Funds Global X Artificial Intelligence & Technology ETF 99.69% International Exchange Traded Funds Total 99.69%				
Allotment Date : 7 th September 2022		Cash & Other Receivables TREPS/Reverse Repo 0.61% Net Receivables / (Payables) -0.30% Cash & Other Receivables Total 0.31% Total 100.00%				
Benchmark: Indxx Artificial Intelligence & Big Data Index (TRI) (INR)						
Net AUM (Cr.) 359.366						
Exit Load: Please refer page no.100						
Plan Available: Regular Plan and Direct Plan						
Minimum Investment Amount ₹5,000/- and in multiples of ₹1/- thereafter. Minimum Additional Application Amount: ₹1,000/- per application and in multiples of ₹1/- thereafter						
Net Asset Value (NAV)		Performance Report				
	Direct	Regular	Period	Mirae Asset Global X Artificial Intelligence & Technology ETF Fund of Fund	Scheme Benchmark*	Additional Benchmark**
Growth	₹25.969	₹25.819	Last 1 Year	41.47%	42.04%	-3.99%
			Last 3 Years	29.45%	30.51%	10.02%
			Since Inception	30.49%	31.65%	7.99%
			Value of Rs. 10000 invested Since Inception	₹25,819	₹26,649	₹13,151
			NAV as on 31 st March, 2026	₹25.819		
			Index Value 31 st March, 2026	Index Value of Scheme Benchmark is ₹8,381.789 and Nifty 50 Index (TRI) is ₹33,655.430		
			Allotment Date	7 th September 2022		
			Scheme Benchmark	*Indxx Artificial Intelligence & Big Data Index (TRI) (INR)		
			Additional Benchmark	**Nifty 50 Index (TRI)		
Expense Ratio Regular Plan 0.41% Direct Plan 0.27%		Investors may note that they will bear recurring expenses of the underlying scheme in addition to the expenses of this scheme. The TER of underlying scheme i.e. Global X Artificial Intelligence & Technology ETF is 0.68%				
Fund Managers : Mr. Siddharth Srivastava (since September 07, 2022) Note: Returns (%) for less than 1 year calculated on simple annualized basis, others are CAGR- Compounded Annualized Growth returns. Latest available NAV has been taken for return calculation wherever applicable						

Past Performance may or may not be sustained in future.

Note: For computation of since inception returns (%) the allotment NAV has been taken as ₹10.00
 Note:1. Different Plans under the scheme has different expense structure. The reference and details provided here in are of Regular Plan - Growth Option.
 The performance of other funds managed by the same fund manager is given in the respective page of the schemes and on page No. 109, 110, 111, 113, 116

MIRAE ASSET GLOBAL ELECTRIC & AUTONOMOUS VEHICLES EQUITY PASSIVE FOF*

Formerly Known as Mirae Asset Global Electric & Autonomous Vehicles ETFs Fund of Fund
(Fund of Fund - An open-ended fund of fund scheme investing in overseas equity Exchange Traded Funds which are based on companies involved in development of Electric & Autonomous Vehicles and related technology, components and materials)

Monthly Factsheet as on 31 March, 2026

Fund Information		Portfolio Holdings		Overall Asset Allocation					
Fund Managers: Mr. Siddharth Srivastava		International Exchange Traded Funds		<p>0.22%</p> <p>99.78%</p> <p>International Exchange Traded Funds Cash & Other Receivables</p>					
Allotment Date : 7 th September 2022		Global X Autonomous & Electric Vehicles UCITS ETF 70.11%							
Benchmark: Solactive Autonomous & Electric Vehicles Index (TRI) (INR)		Global X Lithium & Battery Tech UCITS ETF 17.91%							
Net AUM (Cr.) 60.962		Global X China Electric Vehicle and Battery ETF 11.76%							
Exit Load: Please refer page no.100		International Exchange Traded Funds Total 99.78%							
Plan Available: Regular Plan and Direct Plan		Cash & Other Receivables							
Minimum Investment Amount ₹5,000/- and in multiples of ₹1/- thereafter. Minimum Additional Application Amount: ₹1,000/- per application and in multiples of ₹1/- thereafter		TREPS/Reverse Repo 0.62%							
		Net Receivables / (Payables) -0.40%							
		Cash & Other Receivables Total 0.22%							
		Total 100.00%							
Net Asset Value (NAV)		Performance Report							
	Direct	Regular	Period	Mirae Asset Global Electric & Autonomous Vehicles Equity Passive FOF*	Scheme Benchmark*	Additional Benchmark**			
Growth	₹14.872	₹14.653	Last 1 Year	61.61%	60.86%	-3.99%			
			Last 3 Years	13.20%	15.45%	10.02%			
			Since Inception	11.31%	15.06%	7.99%			
			Value of Rs. 10000 invested Since Inception	₹14,653	₹16,488	₹13,151			
			NAV as on 31st March, 2026	₹14.653					
			Index Value 31st March, 2026	Index Value of Scheme Benchmark is ₹2,614.489 and Nifty 50 Index (TRI) is ₹33,655.430					
			Allotment Date	7 th September 2022					
			Scheme Benchmark	*Solactive Autonomous & Electric Vehicles Index (TRI) (INR)					
			Additional Benchmark	**Nifty 50 Index (TRI)					
			Fund Managers : Mr. Siddharth Srivastava (since September 07, 2022)						
			Note: Returns (%) for less than 1 year calculated on simple annualized basis, others are CAGR- Compounded Annualized Growth returns. Latest available NAV has been taken for return calculation wherever applicable						
Expense Ratio									
Regular Plan	0.54%								
Direct Plan	0.22%								
Investors may note that they will bear recurring expenses of the underlying scheme in addition to the expenses of this scheme. The TER of underlying scheme i.e. Global X Autonomous & Electric Vehicles UCITS ETF is 0.50%, Global X Lithium & Battery Tech UCITS ETF is 0.60% and Global X China Electric Vehicle and Battery ETF is 0.68%									
The weighted average cost of the underlying ETFs is 0.54%									

Past Performance may or may not be sustained in future.

Note: For computation of since inception returns (%) the allotment NAV has been taken as ₹10.00

Note:1. Different Plans under the scheme has different expense structure. The reference and details provided here in are of Regular Plan - Growth Option.

* Pursuant to notice cum addendum no. 29/2025, the name of scheme of Mirae Asset Mutual Fund has been changed with effect from May 06, 2025.

Further details please refer addendum section <https://www.miraeassetmf.co.in/downloads/statutory-disclosure/addendum>

The performance of other funds managed by the same fund manager is given in the respective page of the schemes and on page No. 109, 110, 111, 113, 116

MIRAE ASSET NIFTY SMALLCAP 250 MOMENTUM QUALITY 100 ETF FUND OF FUND

(Fund of Fund - An open ended fund of fund scheme investing in units of Mirae Asset Nifty Smallcap 250 Momentum Quality 100 ETF)

Monthly Factsheet as on 31 March, 2026

Fund Information		Portfolio Holdings		Overall Asset Allocation	
Fund Managers: Ms. Ekta Gala Mr. Akshay Udeshi		Exchange Traded Funds Mirae Asset Nifty Smallcap 250 Momentum Quality 100 ETF 100.10% Exchange Traded Funds Total 100.10%			
Allotment Date : 1 st March 2024		Cash & Other Receivables TREPS/Reverse Repo 0.29% Net Receivables / (Payables) -0.38% Cash & Other Receivables Total -0.10% Total 100.00%			
Benchmark: Nifty Smallcap 250 Momentum Quality 100 (TRI)					
Net AUM (Cr.) 186.810					
Exit Load: Please refer page no.100					
Plan Available: Regular Plan and Direct Plan					
Minimum Investment Amount ₹5,000/- and in multiples of ₹1/- thereafter. Minimum Additional Application Amount: ₹1,000/- per application and in multiples of ₹1/- thereafter					
Net Asset Value (NAV)			Performance Report		
	Direct	Regular	Period	Mirae Asset Nifty Smallcap 250 Momentum Quality 100 ETF Fund Of Fund	Scheme Benchmark* Additional Benchmark**
Growth	₹8.362	₹8.276	Last 1 Year	-11.20%	-10.18% -3.99%
IDCW	₹8.360	₹8.278	Since Inception	-8.69%	-7.26% 1.12%
			Value of Rs. 10000 invested Since Inception	₹8,276	₹8,547 ₹10,235
			NAV as on 31 st March, 2026	₹8.276	
			Index Value 31 st March, 2026	Index Value of Scheme Benchmark is ₹50,402.110 and Nifty 50 (TRI) is ₹33,655.430	
			Allotment Date	1 st March 2024	
			Scheme Benchmark	*Nifty Smallcap 250 Momentum Quality 100 (TRI)	
			Additional Benchmark	**Nifty 50 (TRI)	
			Fund Managers : Ms. Ekta Gala (since March 01, 2024), Mr. Akshay Udeshi (since March 12, 2025) Note: Returns (%) for less than 1 year calculated on simple annualized basis, others are CAGR- Compounded Annualized Growth returns. Latest available NAV has been taken for return calculation wherever applicable		
Expense Ratio					
Regular Plan	0.66%				
Direct Plan	0.20%				
Investors may note that they have to bear recurring expense if the underlying scheme in addition to the expenses of this scheme. The TER of underlying scheme i.e Mirae Asset Nifty Smallcap 250 Momentum Quality 100 ETF is 0.48%					

Past Performance may or may not be sustained in future.

Note: For computation of since inception returns (%) the allotment NAV has been taken as ₹10.00

Note:1. Different Plans under the scheme has different expense structure. The reference and details provided here in are of Regular Plan - Growth Option

Please visit the website for more details <https://www.miraeassetmf.co.in/downloads/statutory-disclosure/addendum>

The performance of other funds managed by the same fund manager is given in the respective page of the schemes and on page No. 108, 109, 110, 111, 112, 114, 115, 116, 117, 118, 119, 120, 121, 122

MIRAE ASSET NIFTY MIDSMALLCAP400 MOMENTUM QUALITY 100 ETF FUND OF FUND

(Fund of Fund - An open ended fund of fund scheme investing in units of Mirae Asset Nifty MidSmallcap400 Momentum Quality 100 ETF)

Monthly Factsheet as on 31 March, 2026

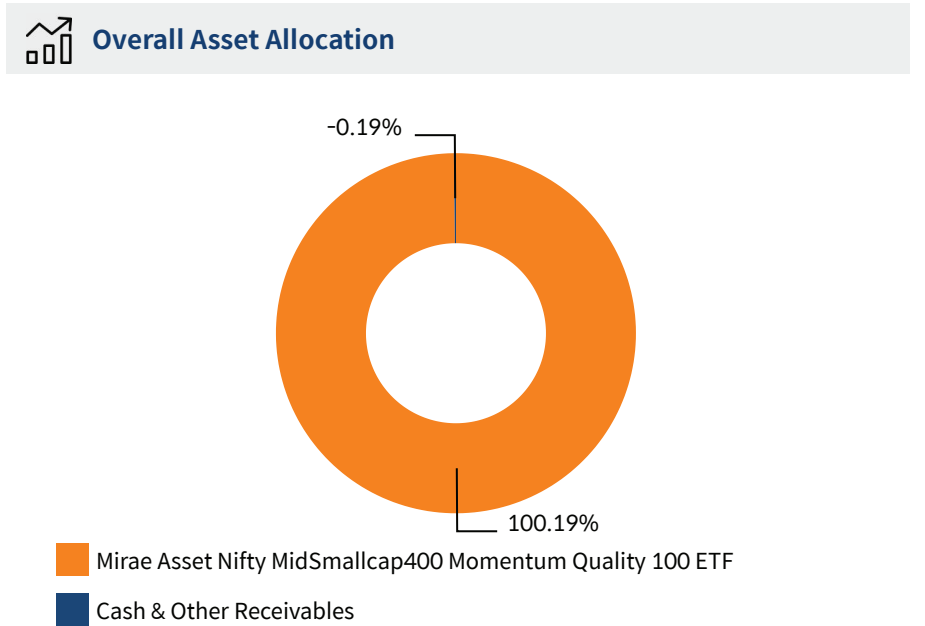
Fund Information	
Fund Managers:	
Ms. Ekta Gala	
Mr. Akshay Udeshi	
Allotment Date :	30 th May 2024
Benchmark:	Nifty MidSmallcap400 Momentum Quality 100 (TRI)
Net AUM (Cr.)	223.199
Exit Load:	Please refer page no.101
Plan Available:	Regular Plan and Direct Plan
Minimum Investment Amount	
₹5,000/- and in multiples of ₹1/- thereafter. Minimum Additional Application Amount: ₹1,000/- per application and in multiples of ₹1/- thereafter	

Net Asset Value (NAV)		
	Direct	Regular
Growth	₹8.681	₹8.595
IDCW	₹8.680	₹8.600

Expense Ratio	
Regular Plan	0.61%
Direct Plan	0.11%

Investors may note that they have to bear recurring expense if the underlying scheme in addition to the expenses of this scheme. The TER of underlying scheme i.e Mirae Asset Nifty Midsmallcap400 Momentum Quality 100 ETF is 0.47%

Portfolio Holdings	
Exchange Traded Funds	
Mirae Asset Nifty MidSmallcap400 Momentum Quality 100 ETF	100.19%
Exchange Traded Funds Total	100.19%
Cash & Other Receivables	
TREPS/Reverse Repo	0.25%
Net Receivables / (Payables)	-0.44%
Cash & Other Receivables Total	-0.19%
Total	100.00%



Performance Report			
Period	Mirae Asset Nifty MidSmallcap400 Momentum Quality 100 ETF Fund of Fund	Scheme Benchmark*	Additional Benchmark**
Last 1 Year	-3.48%	-2.60%	-3.99%
Since Inception	-7.92%	-5.98%	0.76%
Value of Rs. 10000 invested Since Inception	₹8,595	₹8,930	₹10,140
NAV as on 31st March, 2026	₹8.595		
Index Value 31st March, 2026		Index Value of Scheme Benchmark is ₹55,527.250 and Nifty 50 (TRI) is ₹33,655.430	
Allotment Date	30 th May 2024		
Scheme Benchmark	*Nifty MidSmallcap400 Momentum Quality 100 (TRI)		
Additional Benchmark	**Nifty 50 (TRI)		

Fund Managers : Ms. Ekta Gala (since May 30, 2024), Mr. Akshay Udeshi (since March 12, 2025)
Note: Returns (%) for less than 1 year calculated on simple annualized basis, others are CAGR- Compounded Annualized Growth returns.
Latest available NAV has been taken for return calculation wherever applicable

Past Performance may or may not be sustained in future.

Note: For computation of since inception returns (%) the allotment NAV has been taken as ₹10.00
Note:1. Different Plans under the scheme has different expense structure. The reference and details provided here in are of Regular Plan - Growth Option
Please visit the website for more details <https://www.miraeassetmf.co.in/downloads/statutory-disclosure/addendum>
The performance of other funds managed by the same fund manager is given in the respective page of the schemes and on page No. 108, 109, 110, 111, 112, 114, 115, 116, 117, 118, 119, 120, 121, 122

MIRAE ASSET NIFTY 200 ALPHA 30 ETF FUND OF FUND

(Fund of Fund - An open-ended fund of fund scheme investing in units of Mirae Asset Nifty200 Alpha 30 ETF)

Monthly Factsheet as on 31 March, 2026

Fund Information

Fund Managers:
Ms. Ekta Gala
Mr. Akshay Udeshi

Allotment Date : 26th July 2024

Benchmark: Nifty 200 Alpha 30 (TRI)

Net AUM (Cr.) 162.029

Exit Load: Please refer page no.101

Plan Available: Regular Plan and Direct Plan

Minimum Investment Amount
₹5,000/- and in multiples of ₹1/- thereafter. Minimum Additional Application Amount: ₹1,000/- per application and in multiples of ₹1/- thereafter

Net Asset Value (NAV)

	Direct	Regular
Growth	₹7.686	₹7.630
IDCW	₹7.692	₹7.624

Expense Ratio

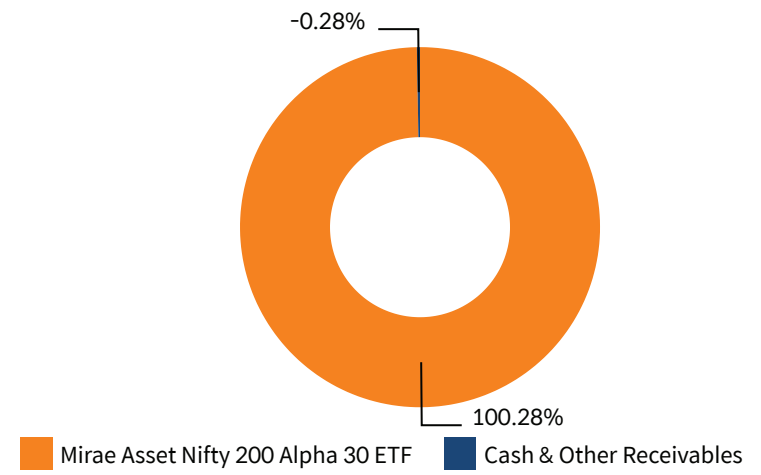
Regular Plan	0.63%
Direct Plan	0.11%

Investors may note that they have to bear recurring expense if the underlying scheme in addition to the expenses of this scheme. The TER of underlying scheme i.e Mirae Asset Nifty 200 Alpha 30 ETF is 0.47%

Portfolio Holdings

Exchange Traded Funds	
Mirae Asset Nifty 200 Alpha 30 ETF	100.28%
Exchange Traded Funds Total	100.28%
Cash & Other Receivables	
TREPS/Reverse Repo	0.27%
Net Receivables / (Payables)	-0.55%
Cash & Other Receivables Total	-0.28%
Total	100.00%

Overall Asset Allocation



Performance Report

Period	Mirae Asset Nifty 200 Alpha 30 ETF Fund of Fund	Scheme Benchmark*	Additional Benchmark**
Last 1 Year	-2.52%	-0.96%	-3.99%
Since Inception	-14.88%	-13.38%	-5.16%
Value of Rs. 10000 invested Since Inception	₹7,630	₹7,857	₹9,149
NAV as on 31st March, 2026	₹7.630		
Index Value 31st March, 2026	Index Value of Scheme Benchmark is ₹27,721.360 and Nifty 50 (TRI) is ₹33,655.430		
Allotment Date	26 th July 2024		
Scheme Benchmark	*Nifty 200 Alpha 30 (TRI)		
Additional Benchmark	**Nifty 50 (TRI)		

Fund Managers : Ms. Ekta Gala (since July 26, 2024), Mr. Akshay Udeshi (since March 12, 2025)
Note: Returns (%) for less than 1 year calculated on simple annualized basis, others are CAGR- Compounded Annualized Growth returns.
Latest available NAV has been taken for return calculation wherever applicable

Past Performance may or may not be sustained in future.

Note: For computation of since inception returns (%) the allotment NAV has been taken as ₹10.00
Note:1. The reference and details provided here in are of Regular Plan - Growth Option

The performance of other funds managed by the same fund manager is given in the respective page of the schemes and on page No. 108, 109, 110, 111, 112, 114, 115, 116, 117, 118, 119, 120, 121, 122

MIRAE ASSET GOLD ETF FUND OF FUND

(Fund of Fund - An open ended fund of fund scheme investing in units of Mirae Asset Gold ETF)

Monthly Factsheet as on 31 March, 2026

Fund Information

Fund Managers:
Mr. Ritesh Patel
Mr. Akshay Udeshi (Co- Fund Manager)

Allotment Date : 25th October 2024

Benchmark: Domestic Price of physical gold

Net AUM (Cr.) 482.916

Exit Load: Please refer page no.101

Plan Available: Regular Plan and Direct Plan

Minimum Investment Amount
₹5,000/- and in multiples of ₹1/- thereafter. Minimum Additional Application Amount: ₹1,000/- per application and in multiples of ₹1/- thereafter

Net Asset Value (NAV)

	Direct	Regular
Growth	₹18.375	₹18.244
IDCW	₹18.373	₹18.233

Expense Ratio

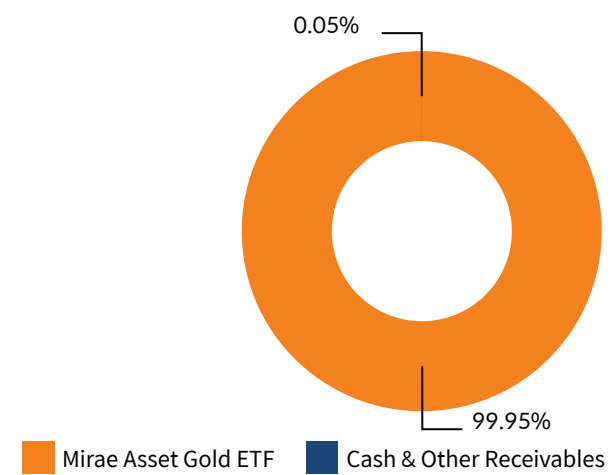
Regular Plan	0.70%
Direct Plan	0.12%

Investors may note that they have to bear recurring expense if the underlying scheme in addition to the expenses of this scheme. The TER of underlying scheme i.e Mirae Asset Gold ETF is 0.34%

Portfolio Holdings

Exchange Traded Funds	
Mirae Asset Gold ETF	99.95%
Exchange Traded Funds Total	99.95%
Cash & Other Receivables	
TREPS/Reverse Repo	0.38%
Net Receivables / (Payables)	-0.33%
Cash & Other Receivables Total	0.05%
Total	100.00%

Overall Asset Allocation



Performance Report

Period	Mirae Asset Gold ETF Fund of Fund	Scheme Benchmark*	Additional Benchmark**
Last 1 Year	60.70%	61.86%	-3.99%
Since Inception	52.26%	55.63%	-4.42%
Value of Rs. 10000 invested Since Inception	₹18,244	₹18,824	₹9,374
NAV as on 31st March, 2026	₹18.244		
Index Value 31st March, 2026		Index Value of Scheme Benchmark is ₹1,46,12,600.000 and Nifty 50 (TRI) is ₹33,655.430	
Allotment Date	25 th October 2024		
Scheme Benchmark	*Domestic Price of physical gold		
Additional Benchmark	**Nifty 50 (TRI)		

Fund Managers : Mr. Ritesh Patel (since October 25, 2024), Mr. Akshay Udeshi (Co- Fund Manager) (since October 25, 2024)
Note: Returns (%) for less than 1 year calculated on simple annualized basis, others are CAGR- Compounded Annualized Growth returns.
Latest available NAV has been taken for return calculation wherever applicable

Past Performance may or may not be sustained in future.

Note: For computation of since inception returns (%) the allotment NAV has been taken as ₹ 10.00
Note:1. Different Plans under the scheme has different expense structure. The reference and details provided here in are of Regular Plan - Growth Option
The performance of other funds managed by the same fund manager is given in the respective page of the schemes and on page No. 108, 110, 111, 112, 114, 115, 116, 117, 118, 119, 120, 121, 122

MIRAE ASSET NIFTY INDIA NEW AGE CONSUMPTION ETF FUND OF FUND

(Fund of Fund - An open ended fund of fund scheme investing in units of Mirae Asset Nifty India New Age Consumption ETF)

Monthly Factsheet as on 31 March, 2026

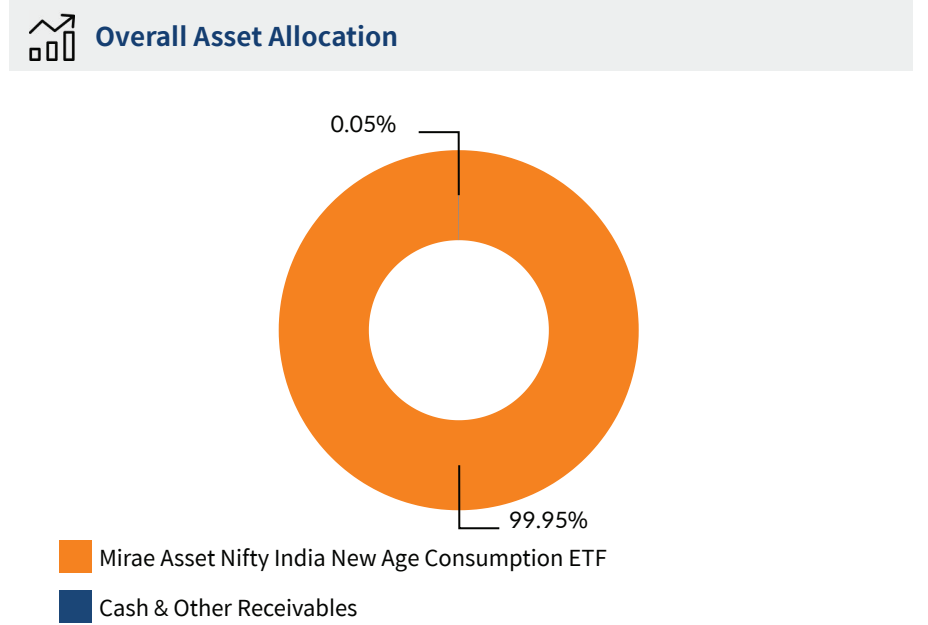
Fund Information	
Fund Managers[@]:	
Ms. Ekta Gala	
Mr. Vishal Singh	
Allotment Date :	2 nd January 2025
Benchmark:	Nifty India New Age Consumption (TRI)
Net AUM (Cr.)	16.789
Exit Load:	Please refer page no.102
Plan Available:	Regular Plan and Direct Plan
Minimum Investment Amount	
₹5,000/- and in multiples of ₹1/- thereafter. Minimum Additional Application Amount: ₹1,000/- per application and in multiples of ₹1/- thereafter	

Net Asset Value (NAV)		
	Direct	Regular
Growth	₹8.009	₹7.972
IDCW	₹8.008	₹7.972

Expense Ratio	
Regular Plan	0.56%
Direct Plan	0.16%

Investors may note that they have to bear recurring expense if the underlying scheme in addition to the expenses of this scheme. The TER of underlying scheme i.e Mirae Asset Nifty India New Age Consumption ETF is 0.28%

Portfolio Holdings	
Exchange Traded Funds	
Mirae Asset Nifty India New Age Consumption ETF	99.95%
Exchange Traded Funds Total	99.95%
Cash & Other Receivables	
TREPS/Reverse Repo	1.25%
Net Receivables / (Payables)	-1.20%
Cash & Other Receivables Total	0.05%
Total	100.00%



Performance Report			
Period	Mirae Asset Nifty India New Age Consumption ETF Fund of Fund	Scheme Benchmark*	Additional Benchmark**
Last 1 Year	-7.32%	-6.80%	-3.99%
Since Inception	-16.69%	-15.90%	-5.21%
Value of Rs. 10000 invested Since Inception	₹7,972	₹8,066	₹9,358
NAV as on 31st March, 2026	₹7.972		
Index Value 31st March, 2026	Index Value of Scheme Benchmark is ₹11,645.790 and Nifty 50 (TRI) is ₹33,655.430		
Allotment Date	2 nd January 2025		
Scheme Benchmark	*Nifty India New Age Consumption (TRI)		
Additional Benchmark	**Nifty 50 (TRI)		

Fund Managers : Ms. Ekta Gala (since January 02, 2025), Mr. Vishal Singh[@] (since March 25, 2026)
Note: Returns (%) for less than 1 year calculated on simple annualized basis, others are CAGR- Compounded Annualized Growth returns. Latest available NAV has been taken for return calculation wherever applicable

Past Performance may or may not be sustained in future.

Note: For computation of since inception returns (%) the allotment NAV has been taken as ₹10.00
Note:1. The reference and details provided here in are of Regular Plan - Growth Option

[@] Pursuant to notice cum addendum no. 25/2026, Fund Manager of the scheme has been changed with effect from March 25, 2026.

The performance of other funds managed by the same fund manager is given in the respective page of the schemes and on page No. 108, 109, 110, 111, 112, 114, 115, 116, 117, 118, 119, 120, 121, 122

MIRAE ASSET BSE 200 EQUAL WEIGHT ETF FUND OF FUND

(Fund of Fund - An open-ended fund of fund scheme investing in units of Mirae Asset BSE 200 Equal Weight ETF)

Monthly Factsheet as on 31 March, 2026

Fund Information

Fund Managers:
Ms. Ekta Gala
Mr. Akshay Udeshi

Allotment Date : 18th March 2025

Benchmark: BSE 200 Equal Weight (TRI)

Net AUM (Cr.) 5.602

Exit Load: Please refer page no.102

Plan Available: Regular Plan and Direct Plan

Minimum Investment Amount
₹5,000/- and in multiples of ₹1/- thereafter. Minimum Additional Application Amount: ₹1,000/- per application and in multiples of ₹1/- thereafter

Net Asset Value (NAV)

	Direct	Regular
Growth	₹10.145	₹10.090
IDCW	₹10.143	₹10.090

Expense Ratio

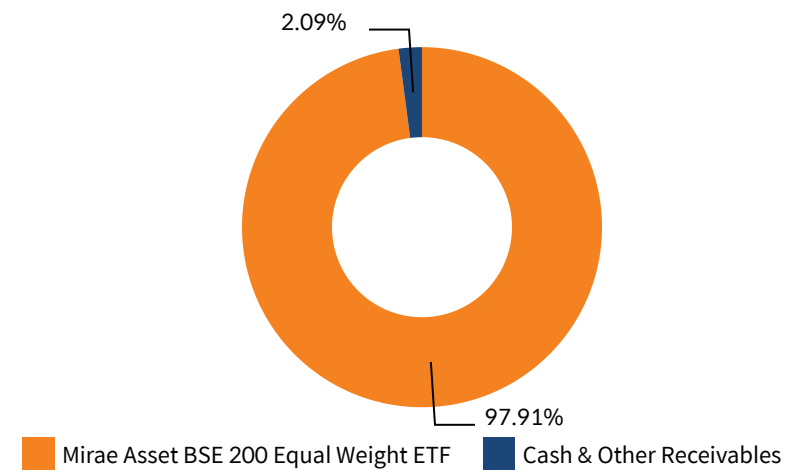
Regular Plan	0.61%
Direct Plan	0.16%

Investors may note that they have to bear recurring expense if the underlying scheme in addition to the expenses of this scheme. The TER of underlying scheme i.e Mirae Asset BSE 200 Equal Weight ETF is 0.32%

Portfolio Holdings

Exchange Traded Funds	
Mirae Asset BSE 200 Equal Weight ETF	97.91%
Exchange Traded Funds Total	97.91%
Cash & Other Receivables	
TREPS/Reverse Repo	2.23%
Net Receivables / (Payables)	-0.14%
Cash & Other Receivables Total	2.09%
Total	100.00%

Overall Asset Allocation



Performance Report

Period	Mirae Asset BSE 200 Equal Weight ETF Fund of Fund	Scheme Benchmark*	Additional Benchmark**
Last 1 Year	-2.04%	-0.75%	-6.01%
Since Inception	0.87%	2.49%	-3.26%
Value of Rs. 10000 invested Since Inception	₹10,090	₹10,258	₹9,663
NAV as on 31st March, 2026	₹10.090		
Index Value 31st March, 2026		Index Value of Scheme Benchmark is ₹15,159.765 and BSE Sensex (TRI) is ₹1,12,988.478	
Allotment Date	18 th March 2025		
Scheme Benchmark	*BSE 200 Equal Weight (TRI)		
Additional Benchmark	**BSE Sensex (TRI)		

Fund Managers : Ms. Ekta Gala (since March 18, 2025), Mr. Akshay Udeshi (since March 18, 2025)
Note: Returns (%) for less than 1 year calculated on simple annualized basis, others are CAGR- Compounded Annualized Growth returns.
Latest available NAV has been taken for return calculation wherever applicable

Past Performance may or may not be sustained in future.

Note: For computation of since inception returns (%) the allotment NAV has been taken as ₹10.00
Note:1. The reference and details provided here in are of Regular Plan - Growth Option

The performance of other funds managed by the same fund manager is given in the respective page of the schemes and on page No. 108, 109, 110, 111, 112, 114, 115, 116, 117, 118, 119, 120, 121, 122

MIRAE ASSET BSE SELECT IPO ETF FUND OF FUND

(Fund of Fund - An open-ended fund of fund scheme investing in units of Mirae Asset BSE Select IPO ETF)

Monthly Factsheet as on 31 March, 2026

Fund Information

Fund Managers[®]:	
Ms. Ekta Gala	
Mr. Vishal Singh	
Allotment Date :	18 th March 2025
Benchmark:	BSE Select IPO (TRI)
Net AUM (Cr.)	6.368
Exit Load:	Please refer page no.102
Plan Available:	Regular Plan and Direct Plan
Minimum Investment Amount	
₹5,000/- and in multiples of ₹1/- thereafter. Minimum Additional Application Amount: ₹1,000/- per application and in multiples of ₹1/- thereafter	

Net Asset Value (NAV)

	Direct	Regular
Growth	₹9.404	₹9.368
IDCW	₹9.402	₹9.353

Expense Ratio

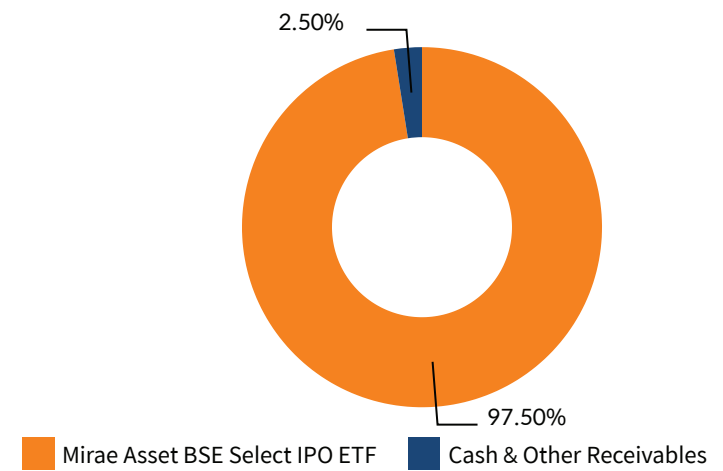
Regular Plan	0.61%
Direct Plan	0.13%

Investors may note that they have to bear recurring expense if the underlying scheme in addition to the expenses of this scheme. The TER of underlying scheme i.e Mirae Asset BSE Select IPO ETF is 0.33%

Portfolio Holdings

Exchange Traded Funds	
Mirae Asset BSE Select IPO ETF	97.50%
Exchange Traded Funds Total	97.50%
Cash & Other Receivables	
TREPS/Reverse Repo	2.69%
Net Receivables / (Payables)	-0.18%
Cash & Other Receivables Total	2.50%
Total	100.00%

Overall Asset Allocation



Performance Report

Period	Mirae Asset BSE Select IPO ETF Fund of Fund	Scheme Benchmark*	Additional Benchmark**
Last 1 Year	-9.93%	-8.74%	-6.01%
Since Inception	-6.11%	-4.77%	-3.26%
Value of Rs. 10000 invested Since Inception	₹9,368	₹9,507	₹9,663
NAV as on 31st March, 2026	₹9.368		
Index Value 31st March, 2026	Index Value of Scheme Benchmark is ₹4,217.334 and BSE Sensex (TRI) is ₹1,12,988.478		
Allotment Date	18 th March 2025		
Scheme Benchmark	*BSE Select IPO (TRI)		
Additional Benchmark	**BSE Sensex (TRI)		

Fund Managers : Ms. Ekta Gala (since March 18, 2025), Mr. Vishal Singh[®] (since March 25, 2026)
Note: Returns (%) for less than 1 year calculated on simple annualized basis, others are CAGR- Compounded Annualized Growth returns.
Latest available NAV has been taken for return calculation wherever applicable

Past Performance may or may not be sustained in future.

Note: For computation of since inception returns (%) the allotment NAV has been taken as ₹10.00
Note:1. The reference and details provided here in are of Regular Plan - Growth Option

© Pursuant to notice cum addendum no. 25/2026, Fund Manager of the scheme has been changed with effect from March 25, 2026.

The performance of other funds managed by the same fund manager is given in the respective page of the schemes and on page No. 108, 109, 110, 111, 112, 114, 115, 116, 117, 118, 119, 120, 121, 122

MIRAE ASSET MULTI FACTOR PASSIVE FOF

(Fund of Fund - An open-ended fund of fund scheme predominantly investing in units of factor based domestic equity ETFs)

Monthly Factsheet as on 31 March, 2026

Fund Information

Fund Managers:	Mr. Ritesh Patel
Allotment Date :	29 th August 2025
Benchmark:	Nifty 500 (TRI)
Net AUM (Cr.)	20.080
Exit Load:	Please refer page no.103
Plan Available:	Regular Plan and Direct Plan
Minimum Investment Amount	₹5,000/- and in multiples of ₹1/- thereafter. Minimum Additional Application Amount: ₹1,000/- per application and in multiples of ₹1/- thereafter

Net Asset Value (NAV)

	Direct	Regular
Growth	₹9.449	₹9.418
IDCW	₹9.447	₹9.404

Expense Ratio

Regular Plan	0.64%
Direct Plan	0.18%

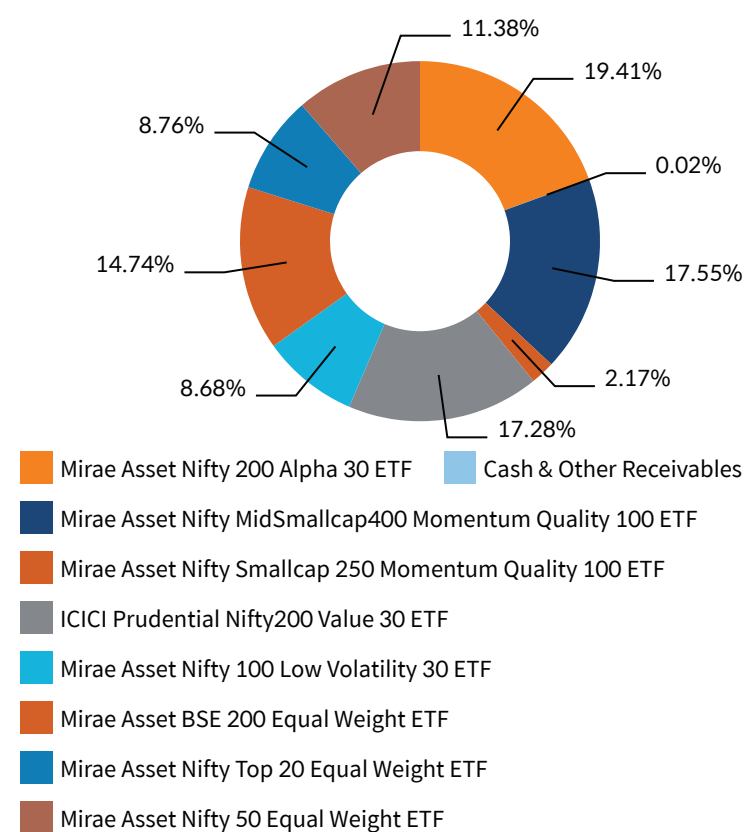
Investors may note that they will bear recurring expenses of the underlying scheme in addition to the expenses of this scheme. The TER of underlying scheme i.e. Mirae Asset Nifty 200 Alpha 30 ETF is 0.47%, Mirae Asset Nifty Midsmallcap400 Momentum Quality100 ETF is 0.47%, ICICI Prudential Nifty200 Value30 ETF is 0.30%, Mirae Asset BSE 200 Equal Weight ETF is 0.32%, Mirae Asset Nifty 50 Equal Weight ETF is 0.32%, Mirae Asset Nifty Top 20 Equal Weight ETF - Regular Plan - Growth is 0.09%, Mirae Asset Nifty 100 Low Volatility 30 ETF is 0.34%, and Mirae Asset Nifty Smallcap 250 Momentum Quality 100 ETF is 0.48%

The weighted average cost of the underlying ETFs is 0.33%

Portfolio Holdings

Exchange Traded Funds	
Mirae Asset Nifty 200 Alpha 30 ETF	19.41%
Mirae Asset Nifty MidSmallcap400 Momentum Quality 100 ETF	17.55%
ICICI Prudential Nifty200 Value 30 ETF	17.28%
Mirae Asset BSE 200 Equal Weight ETF	14.74%
Mirae Asset Nifty 50 Equal Weight ETF	11.38%
Mirae Asset Nifty Top 20 Equal Weight ETF	8.76%
Mirae Asset Nifty 100 Low Volatility 30 ETF	8.68%
Mirae Asset Nifty Smallcap 250 Momentum Quality 100 ETF	2.17%
Exchange Traded Funds Total	99.98%
Cash & Other Receivables	
TREPS/Reverse Repo	1.62%
Net Receivables / (Payables)	-1.59%
Cash & Other Receivables Total	0.02%
Total	100.00%

Overall Asset Allocation



Performance Report

Period	Mirae Asset Multi Factor Passive FOF	Scheme Benchmark*	Additional Benchmark**
6 Months (Simple Annualized)	-13.12%	-18.97%	-18.09%
Since Inception (Simple Annualized)	-9.93%	-14.23%	-14.19%
Value of Rs. 10000 invested Since Inception	₹9,418	₹9,166	₹9,168
NAV as on 31st March, 2026	₹9.418		
Index Value 31st March, 2026	Index Value of Scheme Benchmark is ₹32,813.140 and Nifty 50 (TRI) is ₹33,655.430		
Allotment Date	29 th August 2025		
Scheme Benchmark	*Nifty 500 (TRI)		
Additional Benchmark	**Nifty 50 (TRI)		

Fund Managers : Mr. Ritesh Patel (since August 29, 2025)
Note: Returns (%) for less than 1 year calculated on simple annualized basis, others are CAGR- Compounded Annualized Growth returns. Latest available NAV has been taken for return calculation wherever applicable

Past Performance may or may not be sustained in future.

Note: For computation of since inception returns (%) the allotment NAV has been taken as ₹10.00
Note:1. The reference and details provided here in are of Regular Plan - Growth Option
The performance of other funds managed by the same fund manager is given in the respective page of the schemes and on page No. 108, 110, 112, 114, 115, 116, 118, 119, 122

MIRAE ASSET GOLD SILVER PASSIVE FoF

(Fund of Fund - An open-ended fund of fund scheme predominantly investing in units of Mirae Asset Gold ETF and Mirae Asset Silver ETF)

Monthly Factsheet as on 31 March, 2026

Fund Information

Fund Managers:
Mr. Ritesh Patel

Allotment Date : 29th August 2025

Benchmark: Domestic Price of Gold (50%) + Domestic Price of Silver (50%)

Net AUM (Cr.) 1,218.947

Exit Load: Please refer page no.103

Plan Available: Regular Plan and Direct Plan

Minimum Investment Amount
₹5,000/- and in multiples of ₹1/- thereafter. Minimum Additional Application Amount: ₹1,000/- per application and in multiples of ₹1/- thereafter

Net Asset Value (NAV)

	Direct	Regular
Growth	₹16.526	₹16.466
IDCW	₹16.524	₹16.463

Expense Ratio

Regular Plan	0.71%
Direct Plan	0.14%

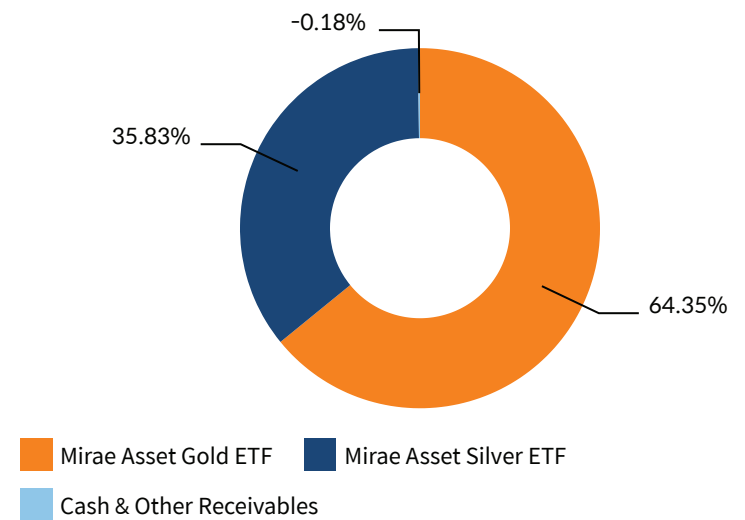
Investors may note that they will bear recurring expenses of the underlying scheme in addition to the expenses of this scheme. The TER of underlying scheme i.e. Mirae Asset Gold ETF is 0.34% and Mirae Asset Silver ETF is 0.34%

The weighted average cost of the underlying ETFs is 0.34%

Portfolio Holdings

Exchange Traded Funds	
Mirae Asset Gold ETF	64.35%
Mirae Asset Silver ETF	35.83%
Exchange Traded Funds Total	100.18%
Cash & Other Receivables	
TREPS/Reverse Repo	0.74%
Net Receivables / (Payables)	-0.92%
Cash & Other Receivables Total	-0.18%
Total	100.00%

Overall Asset Allocation



Performance Report

Period	Mirae Asset Gold Silver Passive FoF	Scheme Benchmark*	Additional Benchmark**
6 Months (Simple Annualized)	82.71%	90.82%	-18.09%
Since Inception (Simple Annualized)	110.28%	118.53%	-14.19%
Value of Rs. 10000 invested Since Inception	₹16,466	₹16,949	₹9,168
NAV as on 31st March, 2026	₹16.466		
Index Value 31st March, 2026		Index Value of Scheme Benchmark is ₹1,69,492.643 and Nifty50 (TRI) is ₹33,655.430	
Allotment Date	29 th August 2025		
Scheme Benchmark		*Domestic Price of Gold (50%) + Domestic Price of Silver (50%)	
Additional Benchmark		**Nifty 50 (TRI)	

Fund Managers : Mr. Ritesh Patel (since August 29, 2025)
Note: Returns (%) for less than 1 year calculated on simple annualized basis, others are CAGR- Compounded Annualized Growth returns.
Latest available NAV has been taken for return calculation wherever applicable

Past Performance may or may not be sustained in future.

Note: For computation of since inception returns (%) the allotment NAV has been taken as ₹10.00
Note:1. The reference and details provided here in are of Regular Plan - Growth Option
The performance of other funds managed by the same fund manager is given in the respective page of the schemes and on page No. 108, 110, 112, 114, 115, 116, 118, 119, 122

MIRAE ASSET BSE INDIA DEFENCE ETF FOF

(Fund of Fund - An open-ended fund of fund scheme investing in units of Mirae Asset BSE India Defence ETF)

Monthly Factsheet as on 31 March, 2026

Fund Information

Fund Managers@:
Ms. Ekta Gala
Mr. Vishal Singh

Allotment Date : 23rd February 2026

Benchmark: BSE India Defence (TRI)

Net AUM (Cr.) 28.451

Exit Load: Please refer page no.103

Plan Available: Regular Plan and Direct Plan

Minimum Investment Amount
₹5,000/- and in multiples of ₹1/- thereafter. Minimum Additional Application Amount: ₹1,000/- per application and in multiples of ₹1/- thereafter

Net Asset Value (NAV)

	Direct	Regular
Growth	₹8.850	₹8.844
IDCW	₹8.849	₹8.844

Expense Ratio

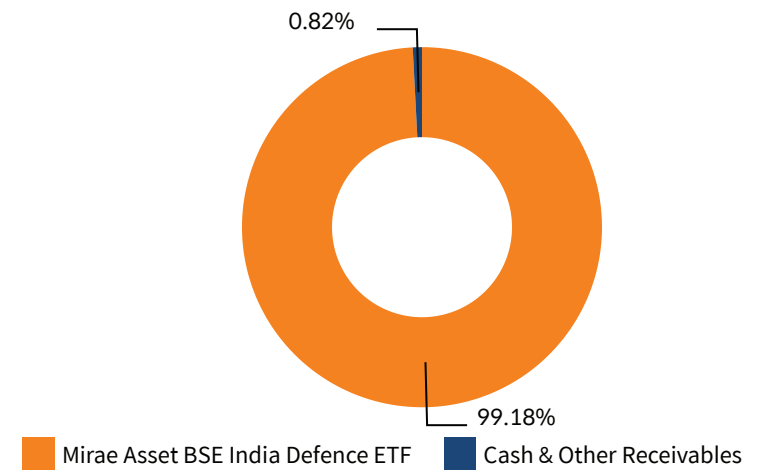
Regular Plan	0.65%
Direct Plan	0.11%

Investors may note that they have to bear recurring expense if the underlying scheme in addition to the expenses of this scheme. The TER of underlying scheme i.e Mirae Asset BSE India Defence ETF is 0.34%

Portfolio Holdings

Exchange Traded Funds	
Mirae Asset BSE India Defence ETF	99.18%
Exchange Traded Funds Total	99.18%
Cash & Other Receivables	
TREPS/Reverse Repo	0.65%
Net Receivables / (Payables)	0.17%
Cash & Other Receivables Total	0.82%
Total	100.00%

Overall Asset Allocation



Pursuant to clause 14.2.2 of Chapter 14 in SEBI master circular dated March 20, 2026, the scheme is in existence for less than 6 months, hence performance shall not be provided.

@ Pursuant to notice cum addendum no. 25/2026, Fund Manager of the scheme has been changed with effect from March 25, 2026.

MIRAE ASSET NIFTY METAL ETF FOF

(Fund of Fund - An open-ended fund of fund scheme investing in units of Mirae Asset Nifty Metal ETF)

Monthly Factsheet as on 31 March, 2026

Fund Information

Fund Managers:

Ms. Ekta Gala
Mr. Akshay Udeshi

Allotment Date : 26th February 2026

Benchmark: Nifty Metal (TRI)

Net AUM (Cr.) 45.868

Exit Load: Please refer page no.104

Plan Available: Regular Plan and Direct Plan

Minimum Investment Amount

₹5,000/- and in multiples of ₹1/- thereafter. Minimum Additional Application Amount: ₹1,000/- per application and in multiples of ₹1/- thereafter

Net Asset Value (NAV)

	Direct	Regular
Growth	₹9.129	₹9.123
IDCW	₹9.182	₹9.123

Expense Ratio

Regular Plan	0.71%
Direct Plan	0.11%

Investors may note that they have to bear recurring expense if the underlying scheme in addition to the expenses of this scheme. The TER of underlying scheme i.e Mirae Asset Nifty Metal ETF is 0.40%

Portfolio Holdings

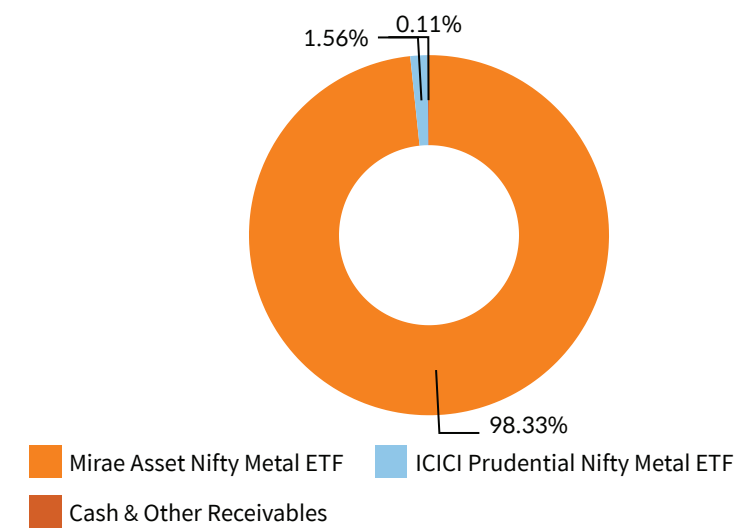
Exchange Traded Funds

Mirae Asset Nifty Metal ETF	98.33%
ICICI Prudential Nifty Metal ETF	1.56%
Exchange Traded Funds Total	99.89%

Cash & Other Receivables

TREPS/Reverse Repo	0.73%
Net Receivables / (Payables)	-0.62%
Cash & Other Receivables Total	0.11%
Total	100.00%

Overall Asset Allocation



MIRAE ASSET SILVER ETF FOF

(Fund of Fund - An open-ended fund of fund scheme investing in units of Mirae Asset Silver ETF)

Monthly Factsheet as on 31 March, 2026

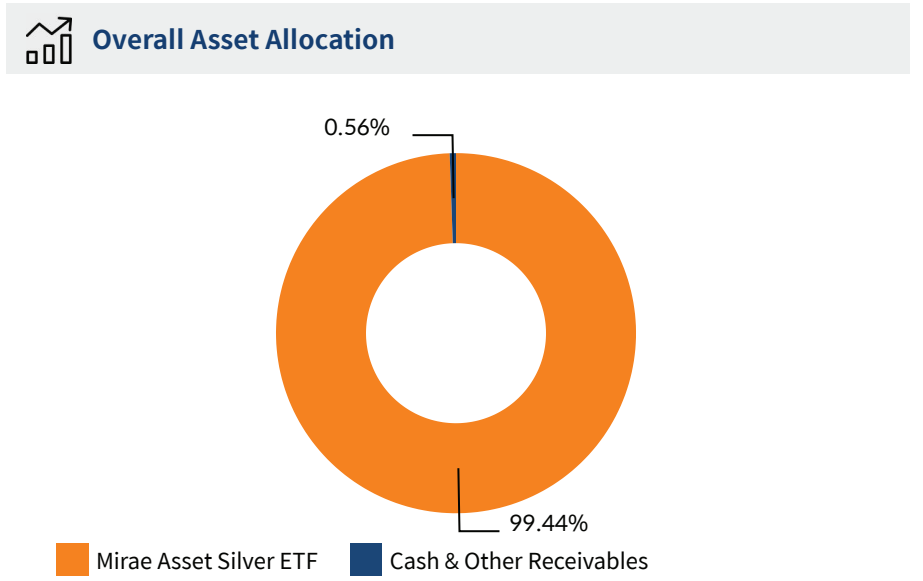
Fund Information	
Fund Managers:	Mr. Ritesh Patel Mr. Akshay Udeshi (Co- Fund Manager)
Allotment Date :	24 th March 2026
Benchmark:	Domestic Price of Physical Silver (based on London Bullion Market association (LBMA) Silver daily spot fixing price.)
Net AUM (Cr.)	14.092
Exit Load:	Please refer page no.104
Plan Available:	Regular Plan and Direct Plan
Minimum Investment Amount	₹5,000/- and in multiples of ₹1/- thereafter. Minimum Additional Application Amount: ₹1,000/- per application and in multiples of ₹1/- thereafter

Net Asset Value (NAV)		
	Direct	Regular
Growth	₹10.199	₹10.197
IDCW	₹10.199	₹10.197

Expense Ratio	
Regular Plan	0.71%
Direct Plan	0.10%

Investors may note that they have to bear recurring expense if the underlying scheme in addition to the expenses of this scheme. The TER of underlying scheme i.e Mirae Asset Silver ETF is 0.34%

Portfolio Holdings	
Exchange Traded Funds	
Mirae Asset Silver ETF	99.44%
Exchange Traded Funds Total	99.44%
Cash & Other Receivables	
TREPS/Reverse Repo	1.51%
Net Receivables / (Payables)	-0.96%
Cash & Other Receivables Total	0.56%
Total	100.00%



MIRAE ASSET NIFTY LARGEMIDCAP 250 INDEX FUND

(An open-ended scheme replicating/tracking Nifty LargeMidcap 250 Total Return Index)

Monthly Factsheet as on 31 March, 2026

Fund Information	
Fund Managers :	Ms. Ekta Gala Mr. Ritesh Patel
Allotment Date :	24 th October 2024
Benchmark:	Nifty LargeMidcap 250 (TRI)
Net AUM (Cr.)	32.8770
Tracking Error Value ~ 1 Year Tracking Difference for Direct Plan is	0.11%
Exit Load:	Please refer page no.105
Plan Available:	Regular Plan and Direct Plan

Minimum Investment Amount
₹5,000/- and in multiples of ₹1/- thereafter. Minimum Additional Application Amount: ₹1,000/- per application and in multiples of ₹1/- thereafter

Net Asset Value (NAV)		
	Direct	Regular
Growth	₹9.2330	₹9.1480
IDCW	₹9.2338	₹9.1475

Expense Ratio	
Regular Plan	0.92%
Direct Plan	0.31%

Portfolio Top 10 Holdings	
HDFC Bank Ltd.	4.51%
Reliance Industries Ltd.	3.66%
ICICI Bank Ltd.	3.48%
Bharti Airtel Ltd.	2.21%
Infosys Ltd.	1.77%
Larsen & Toubro Ltd.	1.66%
State Bank of India	1.64%
BSE Ltd.	1.58%
Axis Bank Ltd.	1.34%
ITC Ltd.	1.12%
Other Equities	76.89%
Equity Holding Total	99.86%
Cash & Other Receivables	0.14%
Total	100.00%

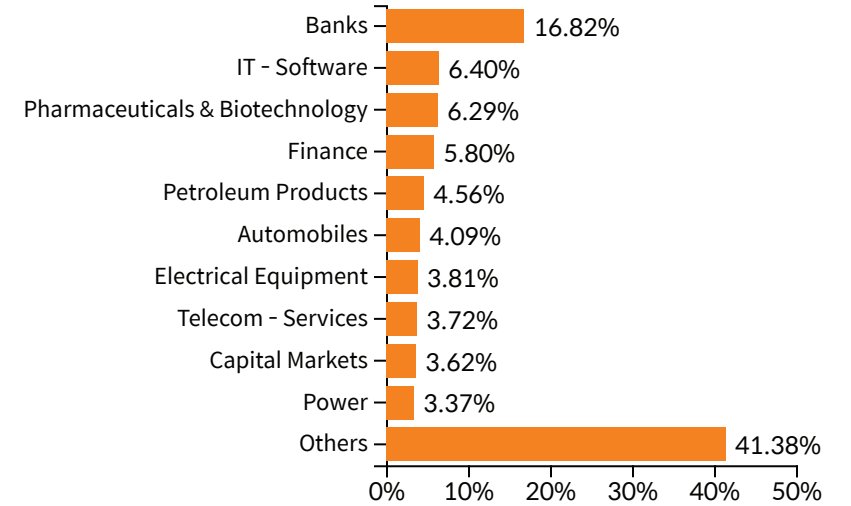
Performance Report

Period	Mirae Asset Nifty LargeMidcap 250 Index Fund	Scheme Benchmark*	Additional Benchmark**
Last 1 Year	-1.86%	-0.82%	-3.99%
Since Inception	-6.03%	-5.06%	-5.01%
Value of Rs. 10000 invested Since Inception	₹9,148	₹9,283	₹9,290
NAV as on 31st March, 2026	₹9.1480		
Index Value 31st March, 2026	Index Value of Scheme Benchmark is ₹18,939.9600 and Nifty 50 (TRI) is ₹33,655.4300		
Allotment Date	24 th October 2024		
Scheme Benchmark	*Nifty LargeMidcap 250 (TRI)		
Additional Benchmark	**Nifty 50 (TRI)		

Fund Managers : Ms. Ekta Gala (since October 24, 2024), Mr. Ritesh Patel (since March 12, 2025)
Note: Returns (%) for less than 1 year calculated on simple annualized basis, others are CAGR- Compounded Annualized Growth returns.
Latest available NAV has been taken for return calculation wherever applicable

Allocation - Top 10 Sectors^

^Industrywise classification as recommended by AMFI



Past Performance may or may not be sustained in future.

Note: For computation of since inception returns (%) the allotment NAV has been taken as ₹10.00

Note:1. The reference and details provided here in are of Regular Plan - Growth Option

The performance of other funds managed by the same fund manager is given in the respective page of the schemes and on page No. 108, 109, 110, 111, 112, 114, 115, 116, 117, 118, 119, 120, 121, 122

MIRAE ASSET NIFTY 50 INDEX FUND

(An open-ended scheme replicating/tracking Nifty 50 Total Return Index)

Monthly Factsheet as on 31 March, 2026

Fund Information	
Fund Managers :	Ms. Ekta Gala Mr. Ritesh Patel
Allotment Date :	24 th October 2024
Benchmark:	Nifty 50 (TRI)
Net AUM (Cr.)	51.5876
Tracking Error Value ~ 1 Year Tracking Difference for Direct Plan is	0.09%
Exit Load:	Please refer page no.105
Plan Available:	Regular Plan and Direct Plan
Minimum Investment Amount	₹5,000/- and in multiples of ₹1/- thereafter. Minimum Additional Application Amount: ₹1,000/- per application and in multiples of ₹1/- thereafter

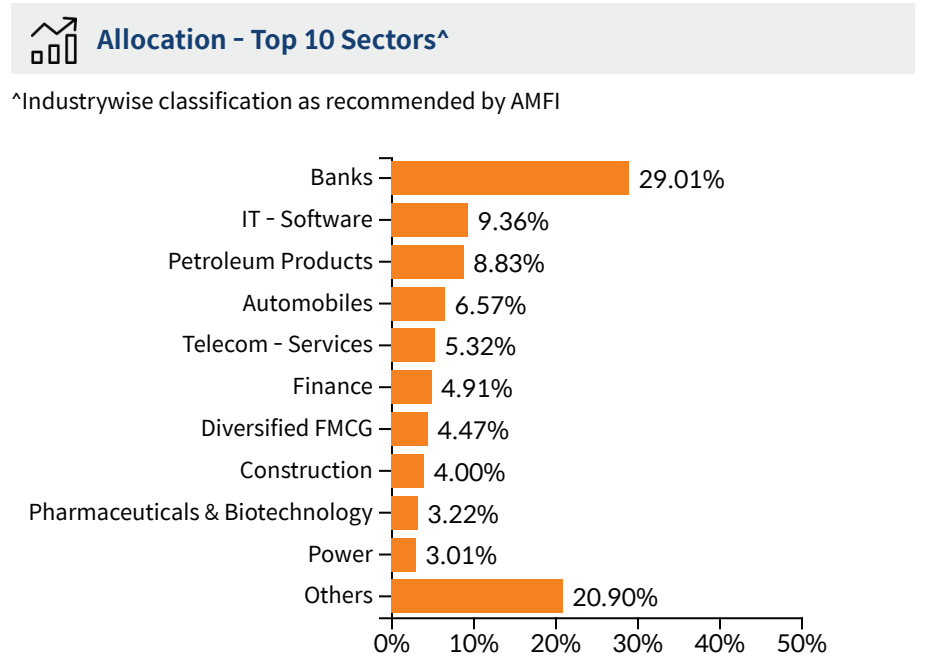
Net Asset Value (NAV)		
	Direct	Regular
Growth	₹9.2615	₹9.1771
IDCW	₹9.2617	₹9.1788

Expense Ratio	
Regular Plan	0.76%
Direct Plan	0.13%

Portfolio Top 10 Holdings	
HDFC Bank Ltd.	10.89%
Reliance Industries Ltd.	8.83%
ICICI Bank Ltd.	8.39%
Bharti Airtel Ltd.	5.32%
Infosys Ltd.	4.27%
Larsen & Toubro Ltd.	4.00%
State Bank of India	3.95%
Axis Bank Ltd.	3.24%
ITC Ltd.	2.70%
Mahindra & Mahindra Ltd.	2.57%
Other Equities	45.44%
Equity Holding Total	99.60%
Cash & Other Receivables	0.40%
Total	100.00%

Performance Report			
Period	Mirae Asset Nifty 50 Index Fund	Scheme Benchmark*	Additional Benchmark**
Last 1 Year	-4.76%	-3.99%	-6.01%
Since Inception	-5.82%	-5.01%	-6.27%
Value of Rs. 10000 invested Since Inception	₹9,177	₹9,290	₹9,114
NAV as on 31st March, 2026	₹9.1771		
Index Value 31st March, 2026	Index Value of Scheme Benchmark is ₹33,655.4300 and BSE Sensex (TRI) is ₹1,12,988.4783		
Allotment Date	24 th October 2024		
Scheme Benchmark	*Nifty 50 (TRI)		
Additional Benchmark	**BSE Sensex (TRI)		

Fund Managers : Ms. Ekta Gala (since October 24, 2024), Mr. Ritesh Patel (since March 12, 2025)
Note: Returns (%) for less than 1 year calculated on simple annualized basis, others are CAGR- Compounded Annualized Growth returns.
Latest available NAV has been taken for return calculation wherever applicable



Past Performance may or may not be sustained in future.

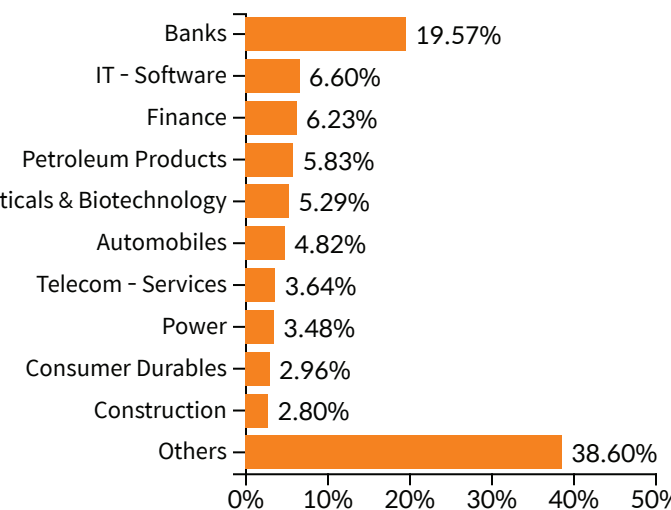
Note: For computation of since inception returns (%) the allotment NAV has been taken as ₹10.00
Note:1. The reference and details provided here in are of Regular Plan - Growth Option

The performance of other funds managed by the same fund manager is given in the respective page of the schemes and on page No. 108, 109, 110, 111, 112, 114, 115, 116, 117, 118, 119, 120, 121, 122

MIRAE ASSET NIFTY TOTAL MARKET INDEX FUND

(An open ended scheme replicating/tracking Nifty Total Market Total Return Index)

Monthly Factsheet as on 31 March, 2026

Fund Information		Portfolio Top 10 Holdings		Allocation - Top 10 Sectors [^]		
Fund Managers : Ms. Ekta Gala Mr. Ritesh Patel		HDFC Bank Ltd. 6.14%		[^] Industrywise classification as recommended by AMFI 		
Allotment Date : 28 th October 2024		Reliance Industries Ltd. 4.98%				
Benchmark: Nifty Total Market (TRI)		ICICI Bank Ltd. 4.73%				
Net AUM (Cr.) 44.6356		Bharti Airtel Ltd. 3.00%				
Tracking Error Value ~ 1 Year Tracking Difference for Direct Plan is 0.10%		Infosys Ltd. 2.41%				
Exit Load: Please refer page no.105		Larsen & Toubro Ltd. 2.26%				
Plan Available: Regular Plan and Direct Plan		State Bank of India 2.23%				
Minimum Investment Amount ₹5,000/- and in multiples of ₹1/- thereafter. Minimum Additional Application Amount: ₹1,000/- per application and in multiples of ₹1/- thereafter		Axis Bank Ltd. 1.83%				
		ITC Ltd. 1.52%				
		Mahindra & Mahindra Ltd. 1.45%				
		Other Equities 69.27%				
		Equity Holding Total 99.82%				
		Cash & Other Receivables 0.18%				
		Total 100.00%				
Net Asset Value (NAV)		Performance Report				
	Direct	Regular	Period	Mirae Asset Nifty Total Market Index Fund	Scheme Benchmark*	Additional Benchmark**
Growth	₹9.1086	₹9.0192	Last 1 Year	-4.01%	-3.09%	-3.99%
IDCW	₹9.1084	₹9.0189	Since Inception	-7.00%	-6.18%	-4.88%
		Value of Rs. 10000 invested Since Inception		₹9,019	₹9,132	₹9,313
		NAV as on 31st March, 2026		₹9.0192		
		Index Value 31st March, 2026		Index Value of Scheme Benchmark is ₹15,119.6900 and Nifty 50 (TRI) is ₹33,655.4300		
		Allotment Date		28 th October 2024		
		Scheme Benchmark		*Nifty Total Market (TRI)		
		Additional Benchmark		**Nifty 50 (TRI)		
Expense Ratio						
Regular Plan	0.97%					
Direct Plan	0.30%					

Past Performance may or may not be sustained in future.

Note: For computation of since inception returns (%) the allotment NAV has been taken as ₹10.00

Note:1. The reference and details provided here in are of Regular Plan - Growth Option

The performance of other funds managed by the same fund manager is given in the respective page of the schemes and on page No. 108, 109, 110, 111, 112, 114, 115, 116, 117, 118, 119, 120, 121, 122

MIRAE ASSET NIFTY SDL JUN 2027 INDEX FUND

(An open-ended target maturity Index Fund investing in the constituents of Nifty SDL Jun 2027 Index. A scheme with relatively high interest rate risk and relatively low credit risk)

Monthly Factsheet as on 31 March, 2026

Fund Information

Fund Managers[@]:
Ms. Pranavi Kulkarni

Allotment Date: 30th March 2022

Benchmark: Nifty SDL Jun 2027 Index

Net AUM (Cr.) 483.2879

Tracking Error Value ~
1 Year Tracking Difference for Direct Plan is 0.95%

Exit Load: Please refer page no.106

Plan Available: Regular Plan and Direct Plan

Minimum Investment Amount
₹5,000/- and in multiples of ₹1/- thereafter. Minimum Additional Application Amount: ₹1,000/- per application and in multiples of ₹1/- thereafter

Net Asset Value (NAV)

	Direct	Regular
Growth	₹12.9091	₹12.8256
IDCW	₹12.9096	₹12.8263

Quantitative: Debt

Average Maturity	1.10 Years
Modified Duration	1.03 Years
Macaulay Duration:	1.06 Years
Annualized Portfolio YTM*	6.31%

*In case of semi annual YTM, it will be annualized.

Expense Ratio

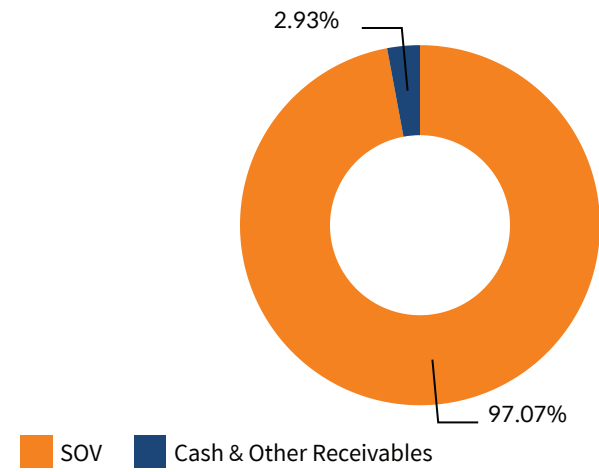
Regular Plan	0.35%
Direct Plan	0.18%

Portfolio Holdings*

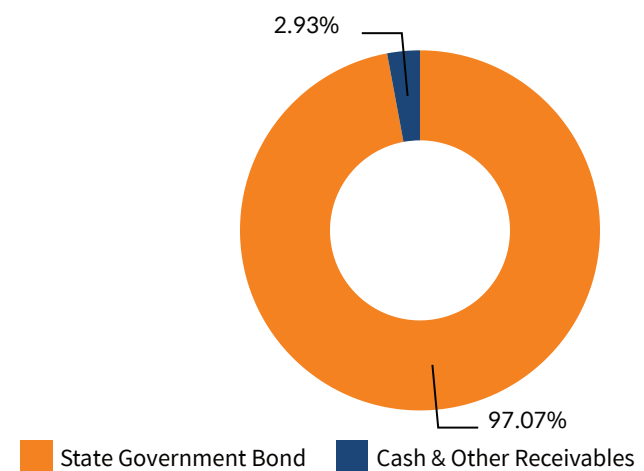
State Government Bond		
7.69% SDL Haryana (MD 15/06/2027)		9.46%
8.31% SDL Rajasthan (MD 08/04/2027)		5.27%
Others		82.34%
State Government Bond Total		97.07%
Cash & Other Receivables		
TREPS/Reverse Repo		0.91%
Net Receivables / (Payables)		2.02%
Cash & Other Receivables Total		2.93%
Total		100.00%

*Top holdings as per instrument

Rating Profile



Overall Asset Allocation



Performance Report

Period	Mirae Asset Nifty SDL Jun 2027 Index Fund	Scheme Benchmark*	Additional Benchmark**
Last 1 Year	6.96%	7.34%	2.11%
Last 3 Years	7.44%	7.81%	6.79%
Since Inception	6.41%	6.89%	5.87%
Value of Rs. 10000 invested Since Inception	₹12,826	₹13,057	₹12,569
NAV as on 31 st March, 2026	₹12.8256		
Index Value 31 st March, 2026	Index Value of Scheme Benchmark is ₹1,313.2100 and Crisil 10 yr Gilt index is ₹5,114.4745		
Allotment Date	30 th March 2022		
Scheme Benchmark	*Nifty SDL Jun 2027 Index		
Additional Benchmark	**Crisil 10 yr Gilt index		

Fund Managers : Ms. Pranavi Kulkarni[@] (since February 05, 2026)
Note: Returns (%) for less than 1 year calculated on simple annualized basis, others are CAGR- Compounded Annualized Growth returns. Latest available NAV has been taken for return calculation wherever applicable

Past Performance may or may not be sustained in future.

Note: For computation of since inception returns (%) the allotment NAV has been taken as ₹10.00.
Note:1. Different Plans under the scheme has different expense structure. The reference and details provided here in are of Regular Plan - Growth Option

[@] Pursuant to notice cum addendum no. 12/2026, Fund Manager of the scheme has been changed with effect from February 05, 2026.

The performance of other funds managed by the same fund manager is given in the respective page of the schemes and on page No. 108, 110, 112, 113, 114, 122

MIRAE ASSET CRISIL IBX GILT INDEX - APRIL 2033 INDEX FUND

(An open ended target maturity Index Fund investing in the constituents of CRISIL IBX Gilt Index - April 2033. A scheme with relatively high interest rate risk and relatively low credit risk)

Monthly Factsheet as on 31 March, 2026

Fund Information	
Fund Managers@ :	Ms. Pranavi Kulkarni
Allotment Date :	20 th October 2022
Benchmark:	CRISIL IBX Gilt Index - April 2033
Net AUM (Cr.)	223.9399
Tracking Error Value ~ 1 Year Tracking Difference for Direct Plan is	0.43%
Exit Load:	Please refer page no.106
Plan Available:	Regular Plan and Direct Plan

Minimum Investment Amount
₹5,000/- and in multiples of ₹1/- thereafter. Minimum Additional Application Amount: ₹1,000/- per application and in multiples of ₹1/- thereafter

Net Asset Value (NAV)		
	Direct	Regular
Growth	₹13.0244	₹12.8957
IDCW	₹13.0208	₹12.8966

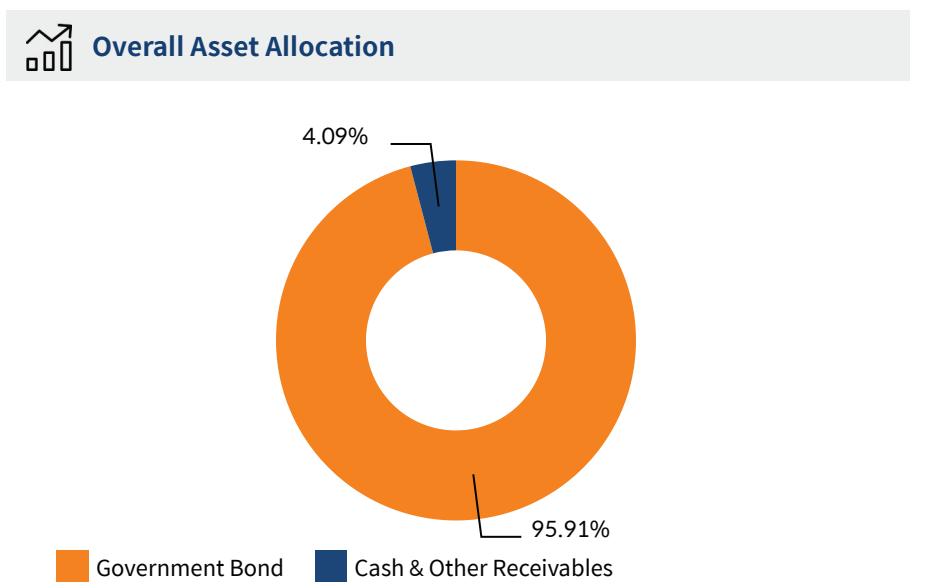
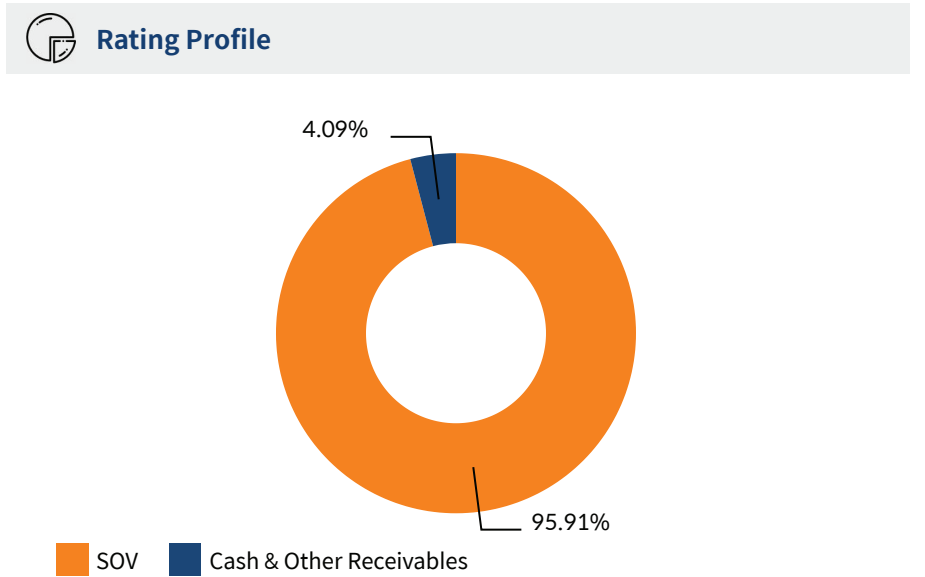
Quantitative: Debt	
Average Maturity	6.40 Years
Modified Duration	4.97 Years
Macaulay Duration:	5.14 Years
Annualized Portfolio YTM*	7.08%

*In case of semi annual YTM, it will be annualized.

Expense Ratio	
Regular Plan	0.41%
Direct Plan	0.09%

Portfolio Holdings*	
Government Bond	
7.26% GOI (MD 06/02/2033)	45.16%
Others	50.75%
Government Bond Total	95.91%
Cash & Other Receivables	
TREPS/Reverse Repo	3.16%
Net Receivables / (Payables)	0.93%
Cash & Other Receivables Total	4.09%
Total	100.00%

*Top holdings as per instrument



Performance Report			
Period	Mirae Asset Crisil IBX Gilt Index - April 2033 Index Fund	Scheme Benchmark*	Additional Benchmark**
Last 1 Year	4.01%	4.21%	2.11%
Last 3 Years	7.31%	7.71%	6.79%
Since Inception	7.66%	8.08%	7.24%
Value of Rs. 10000 invested Since Inception	₹12,896	₹13,070	₹12,726
NAV as on 31st March, 2026	₹12.8957		
Index Value 31st March, 2026	Index Value of Scheme Benchmark is ₹1,304.1205 and Crisil 10 yr Gilt index is ₹5,114.4745		
Allotment Date	20 th October 2022		
Scheme Benchmark	*CRISIL IBX Gilt Index - April 2033		
Additional Benchmark	**Crisil 10 yr Gilt index		

Fund Managers : Ms. Pranavi Kulkarni® (since February 05, 2026)
Note: Returns (%) for less than 1 year calculated on simple annualized basis, others are CAGR- Compounded Annualized Growth returns.
Latest available NAV has been taken for return calculation wherever applicable

Past Performance may or may not be sustained in future.

Note: For computation of since inception returns (%) the allotment NAV has been taken as ₹10.00
Note:1. Different Plans under the scheme has different expense structure. The reference and details provided here in are of Regular Plan - Growth Option
® Pursuant to notice cum addendum no. 12/2026, Fund Manager of the scheme has been changed with effect from February 05, 2026.
The performance of other funds managed by the same fund manager is given in the respective page of the schemes and on page No. 108, 110, 112, 113, 114, 122

MIRAE ASSET NIFTY AAA PSU BOND PLUS SDL APR 2026 50:50 INDEX FUND

(An open ended target maturity Index Fund investing in the constituents of Nifty AAA PSU Bond Plus SDL Apr 2026 50:50 Index. A scheme with relatively high interest rate risk and relatively low credit risk)

Monthly Factsheet as on 31 March, 2026

Fund Information	
Fund Managers@ :	Ms. Pranavi Kulkarni
Allotment Date :	20 th October 2022
Benchmark:	Nifty AAA PSU Bond Plus SDL Apr 2026 50:50 Index
Net AUM (Cr.)	72.6335
Tracking Error Value ~ 1 Year Tracking Difference for Direct Plan is	0.22%
Exit Load:	Please refer page no.106
Plan Available:	Regular Plan and Direct Plan

Minimum Investment Amount
₹5,000/- and in multiples of ₹1/- thereafter. Minimum
Additional Application Amount: ₹1,000/- per
application and in multiples of ₹1/- thereafter

Net Asset Value (NAV)		
	Direct	Regular
Growth	₹12.7413	₹12.6468
IDCW	₹12.7413	₹12.6472

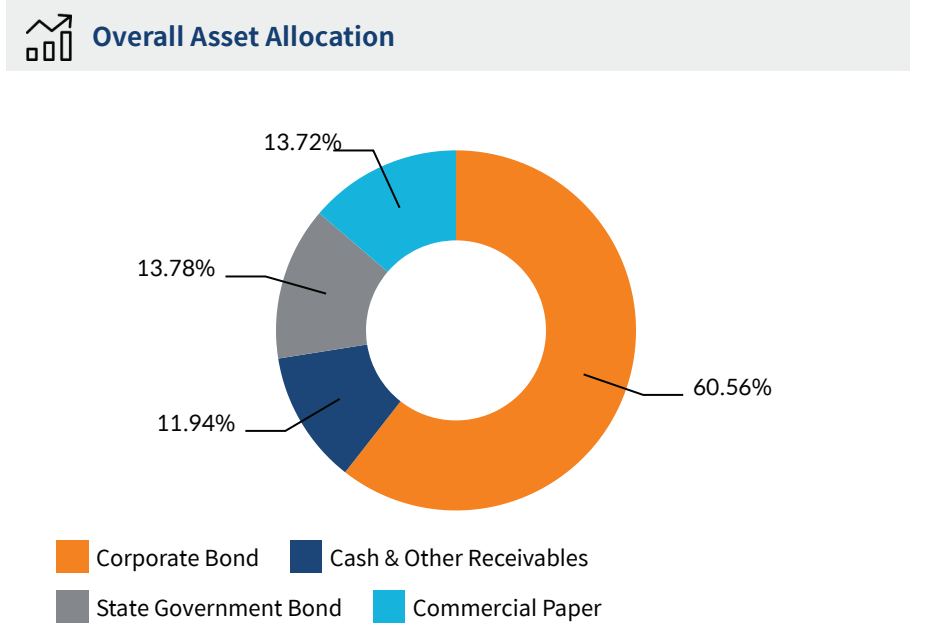
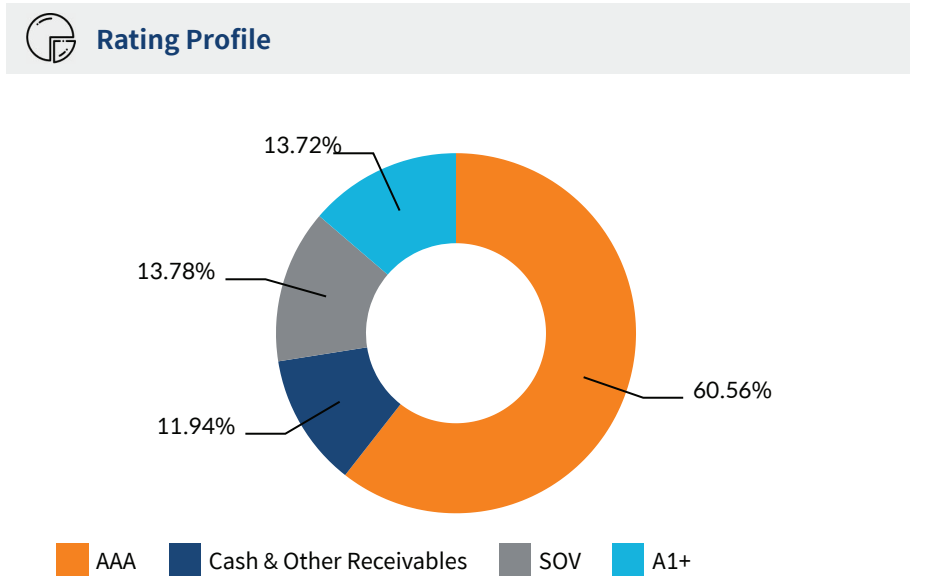
Quantitative: Debt	
Average Maturity	0.05 Years
Modified Duration	0.04 Years
Macaulay Duration:	0.05 Years
Annualized Portfolio YTM*	7.24%

*In case of semi annual YTM, it will be annualized.

Expense Ratio	
Regular Plan	0.36%
Direct Plan	0.11%

Portfolio Holdings*	
Corporate Bond	
Indian Railway Finance Corporation Ltd.	13.77%
Others	46.79%
Corporate Bond Total	60.56%
State Government Bond	
8.02% SDL Uttar Pradesh (MD 20/04/2026)	13.78%
Others	0.01%
State Government Bond Total	13.79%
Commercial Paper	
National Bank for Agriculture and Rural Development	13.72%
Commercial Paper Total	13.72%
Cash & Other Receivables	
TREPS/Reverse Repo	7.95%
Net Receivables / (Payables)	3.99%
Cash & Other Receivables Total	11.94%
Total	100.00%

*Top holdings as per instrument



Period	Mirae Asset Nifty AAA PSU Bond Plus SDL Apr 2026 50:50 Index Fund	Scheme Benchmark*	Additional Benchmark**
Last 1 Year	6.49%	6.90%	2.11%
Last 3 Years	7.03%	7.45%	6.79%
Since Inception	7.05%	7.56%	7.24%
Value of Rs. 10000 invested Since Inception	₹12,647	₹12,856	₹12,726
NAV as on 31st March, 2026	₹12.6468		
Index Value 31st March, 2026		Index Value of Scheme Benchmark is ₹1,289.9700 and Crisil 10 yr Gilt index is ₹5,114.4745	
Allotment Date	20 th October 2022		
Scheme Benchmark	*Nifty AAA PSU Bond Plus SDL Apr 2026 50:50 Index		
Additional Benchmark	**Crisil 10 yr Gilt index		

Fund Managers : Ms. Pranavi Kulkarni@ (since February 05, 2026)
Note: Returns (%) for less than 1 year calculated on simple annualized basis, others are CAGR- Compounded Annualized Growth returns.
Latest available NAV has been taken for return calculation wherever applicable

Past Performance may or may not be sustained in future.

Note: For computation of since inception returns (%) the allotment NAV has been taken as ₹10.00
Note:1. Different Plans under the scheme has different expense structure. The reference and details provided here in are of Regular Plan - Growth Option

@ Pursuant to notice cum addendum no. 12/2026, Fund Manager of the scheme has been changed with effect from February 05, 2026.

The performance of other funds managed by the same fund manager is given in the respective page of the schemes and on page No. 108, 110, 112, 113, 114, 122

MIRAE ASSET NIFTY SDL JUNE 2028 INDEX FUND

(An open ended target maturity Index Fund investing in the constituents of Nifty SDL June 2028 Index. A scheme with relatively high interest rate risk and relatively low credit risk)

Monthly Factsheet as on 31 March, 2026

Fund Information	
Fund Managers@ :	Ms. Pranavi Kulkarni
Allotment Date :	31 st March 2023
Benchmark:	Nifty SDL June 2028 Index
Net AUM (Cr.)	70.6725
Tracking Error Value ~ 1 Year Tracking Difference for Direct Plan is	1.34%
Exit Load:	Please refer page no.107
Plan Available:	Regular Plan and Direct Plan

Minimum Investment Amount
₹5,000/- and in multiples of ₹1/- thereafter. Minimum Additional Application Amount: ₹1,000/- per application and in multiples of ₹1/- thereafter.

Net Asset Value (NAV)		
	Direct	Regular
Growth	₹12.5239	₹12.3851
IDCW	₹12.5239	₹12.3854

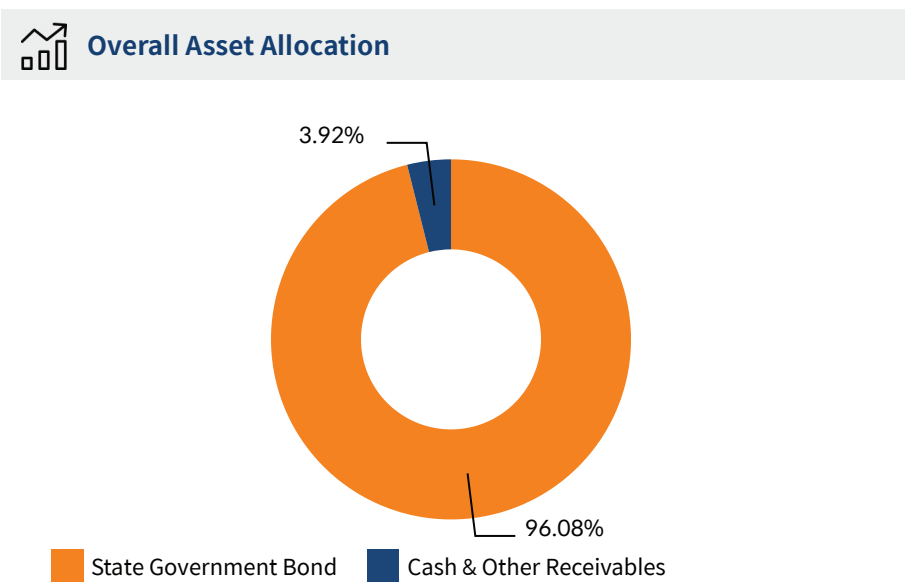
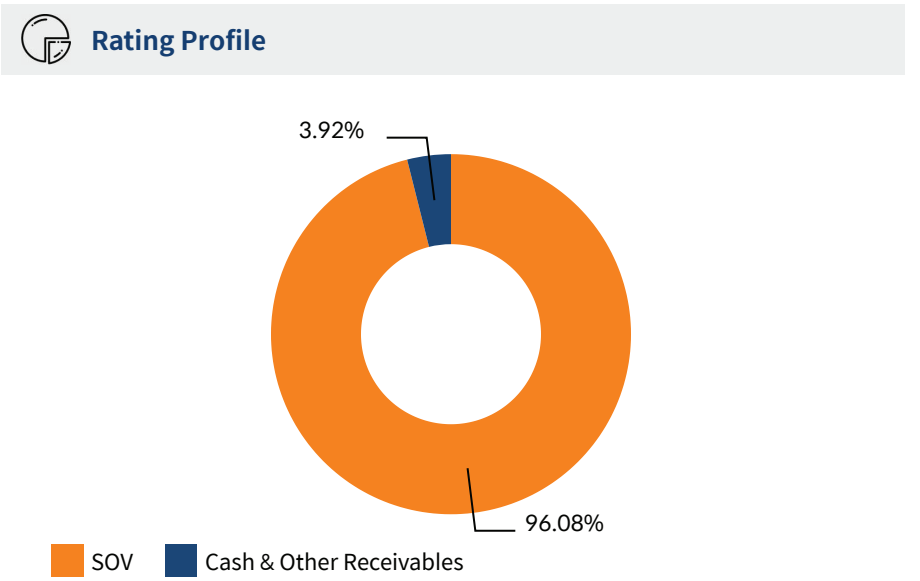
Quantitative: Debt	
Average Maturity	2.06 Years
Modified Duration	1.84 Years
Macaulay Duration:	1.90 Years
Annualized Portfolio YTM*	6.80%

*In case of semi annual YTM, it will be annualized.

Expense Ratio	
Regular Plan	0.50%
Direct Plan	0.11%

Portfolio Holdings*	
State Government Bond	
6.98% SDL Maharashtra (MD 26/02/2028)	17.79%
Others	78.29%
State Government Bond Total	96.08%
Cash & Other Receivables	
TREPS/Reverse Repo	2.18%
Net Receivables / (Payables)	1.74%
Cash & Other Receivables Total	3.92%
Total	100.00%

*Top holdings as per instrument



Performance Report			
Period	Mirae Asset Nifty SDL June 2028 Index Fund	Scheme Benchmark*	Additional Benchmark**
Last 1 Year	6.53%	6.73%	2.11%
Last 3 Years	7.38%	7.90%	6.79%
Since Inception	7.38%	7.90%	6.79%
Value of Rs. 10000 invested Since Inception	₹12,385	₹12,564	₹12,180
NAV as on 31st March, 2026	₹12.3851		
Index Value 31st March, 2026	Index Value of Scheme Benchmark is ₹1,268.9700 and Crisil 10 Yr gilt index is ₹5,114.4745		
Allotment Date	31 st March 2023		
Scheme Benchmark	*Nifty SDL June 2028 Index		
Additional Benchmark	**Crisil 10 Yr gilt index		

Fund Managers : Ms. Pranavi Kulkarni@ (since February 05, 2026)
Note: Returns (%) for less than 1 year calculated on simple annualized basis, others are CAGR- Compounded Annualized Growth returns.
Latest available NAV has been taken for return calculation wherever applicable

Past Performance may or may not be sustained in future.

Note: For computation of since inception returns (%) the allotment NAV has been taken as ₹10.00
Note:1. Different Plans under the scheme has different expense structure. The reference and details provided here in are of Regular Plan - Growth Option

@ Pursuant to notice cum addendum no. 12/2026, Fund Manager of the scheme has been changed with effect from February 05, 2026.

The performance of other funds managed by the same fund manager is given in the respective page of the schemes and on page No. 108, 110, 112, 113, 114, 122

MIRAE ASSET CRISIL-IBX FINANCIAL SERVICES 9-12 MONTHS DEBT INDEX FUND

(An open-ended constant maturity index fund tracking CRISIL-IBX Financial Services 9-12 Months Debt Index. A relatively low interest rate risk and relatively low credit risk.)

Monthly Factsheet as on 31 March, 2026

Fund Information	
Fund Managers@ :	Ms. Pranavi Kulkarni
Allotment Date :	25 th June 2025
Benchmark:	CRISIL-IBX Financial Services 9-12 Months Debt Index
Net AUM (Cr.)	86,5460
Tracking Error Value ~ Since Inception Tracking Difference for Direct Plan is	0.19%
Exit Load:	Please refer page no.107
Plan Available:	Regular Plan and Direct Plan

Minimum Investment Amount
₹5,000/- and in multiples of ₹1/- thereafter. Minimum Additional Application Amount: ₹1,000/- per application and in multiples of ₹1/- thereafter

Net Asset Value (NAV)		
	Direct	Regular
Growth	₹10.4350	₹10.4199
IDCW	₹10.4338	₹10.4201

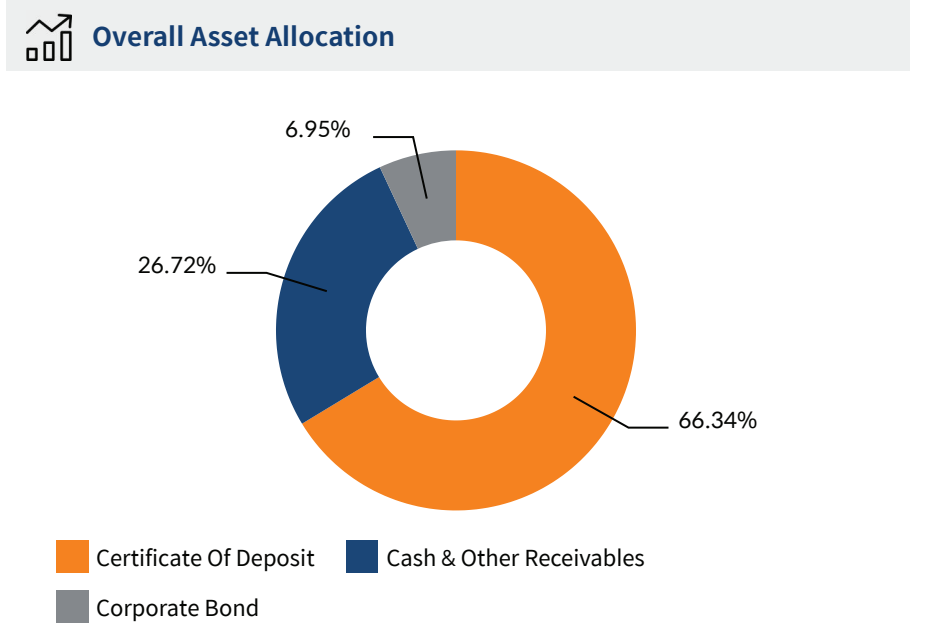
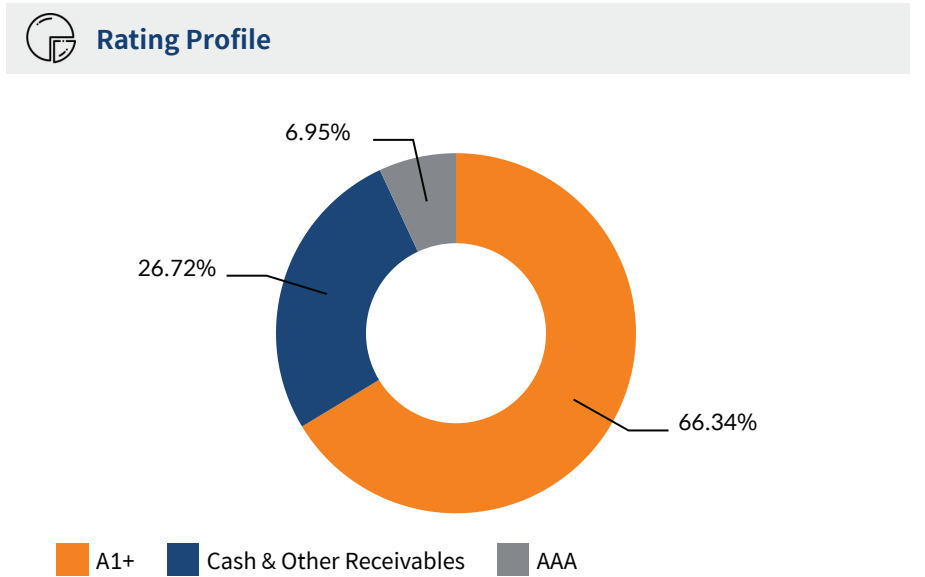
Quantitative: Debt	
Average Maturity	0.64 Years
Modified Duration	0.59 Years
Macaulay Duration:	0.64 Years
Annualized Portfolio YTM*	6.87%

*In case of semi annual YTM, it will be annualized.

Expense Ratio	
Regular Plan	0.25%
Direct Plan	0.06%

Portfolio Holdings*	
Corporate Bond	
REC Ltd.	6.95%
Corporate Bond Total	6.95%
Certificate of Deposit	
Indian Bank	10.88%
Others	55.46%
Certificate of Deposit Total	66.34%
Cash & Other Receivables	
TREPS/Reverse Repo	29.73%
Others	-3.01%
Cash & Other Receivables Total	26.72%
Total	100.00%

*Top holdings as per instrument



Performance Report			
Period	Mirae Asset CRISIL-IBX Financial Services 9-12 Months Debt Index Fund	Scheme Benchmark*	Additional Benchmark**
6 Months (Simple Annualized)	5.07%	5.36%	3.96%
Since Inception (Simple Annualized)	5.49%	5.82%	4.09%
Value of Rs. 10000 invested Since Inception	₹10,420	₹10,445	₹10,312
NAV as on 31st March, 2026	₹10.4199		
Index Value 31st March, 2026	Index Value of Scheme Benchmark is ₹1,076.7808 and CRISIL 1 Year T-bill Index is ₹8,029.4759		
Allotment Date	25 th June 2025		
Scheme Benchmark	*CRISIL-IBX Financial Services 9-12 Months Debt Index		
Additional Benchmark	**CRISIL 1 Year T-bill Index		

Fund Managers : Ms. Pranavi Kulkarni@ (since February 05, 2026)
Note: Returns (%) for less than 1 year calculated on simple annualized basis, others are CAGR- Compounded Annualized Growth returns. Latest available NAV has been taken for return calculation wherever applicable

Past Performance may or may not be sustained in future.

Note: For computation of since inception returns (%) the allotment NAV has been taken as ₹10.00
Note:1. The reference and details provided here in are of Regular Plan - Growth Option

@ Pursuant to notice cum addendum no. 12/2026, Fund Manager of the scheme has been changed with effect from February 05, 2026.

The performance of other funds managed by the same fund manager is given in the respective page of the schemes and on page No. 108, 110, 112, 113, 114, 122

Performance of Underlying Indices

Segment	Index Name	1 Month	3 Months	6 Months	1 Year	2 Years	3 Years	5 Years	10 Years
Broad based	Nifty 50 Index	-11.30%	-14.44%	-9.02%	-3.99%	1.19%	10.02%	10.01%	12.53%
	BSE Sensex Index	-11.48%	-15.51%	-10.15%	-6.01%	-0.00%	8.14%	9.05%	12.34%
	Nifty Next 50 Index	-13.26%	-12.72%	-10.68%	-3.33%	0.63%	17.78%	12.98%	13.56%
	Nifty Midcap 150 Index	-11.06%	-12.63%	-7.40%	2.27%	5.16%	20.32%	17.49%	17.50%
	Nifty Large Midcap 250 Index	-11.34%	-13.39%	-8.35%	-0.82%	3.16%	15.81%	13.95%	15.16%
	Nifty500 Multicap 50:25:25 Index	-11.09%	-13.81%	-10.06%	-2.54%	2.06%	15.40%	13.74%	14.49%
	Nifty Total Market Index	-11.36%	-13.96%	-9.76%	-3.09%	1.57%	13.46%	12.14%	13.62%
	Nifty Smallcap 250 Index	-10.02%	-14.28%	-14.25%	-4.86%	0.43%	18.28%	16.34%	14.49%
Sectoral	Nifty IT Index	-5.04%	-22.91%	-12.56%	-19.35%	-6.61%	2.60%	4.51%	12.17%
	Nifty Metal Index	-8.79%	0.03%	11.33%	23.60%	17.01%	27.35%	24.48%	21.50%
	Nifty PSU Bank Index	-19.83%	-7.68%	4.67%	26.61%	6.74%	29.34%	30.78%	13.10%
	Nifty Bank Index	-16.94%	-15.62%	-7.98%	-1.73%	4.14%	8.27%	9.38%	12.72%
	Nifty 500 Healthcare Index	-5.18%	-4.46%	-2.76%	1.93%	9.48%	24.23%	14.13%	11.62%
Thematic	Nifty Financial Services Index	-15.57%	-14.76%	-9.51%	-5.26%	6.89%	10.30%	9.35%	14.46%
	Nifty EV & New Age Automotive Index	-14.73%	-16.37%	-13.93%	-0.52%	-0.71%	16.65%	19.74%	-
	Nifty India Manufacturing Index	-10.93%	-8.77%	-4.78%	7.94%	7.78%	21.67%	18.01%	14.43%
	Nifty100 ESG Sector Leader Index	-10.74%	-14.71%	-9.67%	-4.25%	1.16%	10.83%	9.27%	12.45%
	Nifty India New Age Consumption Index	-12.83%	-18.03%	-18.05%	-6.80%	0.88%	19.91%	14.86%	12.20%
	BSE Select IPO Index	-9.61%	-17.33%	-20.18%	-8.74%	-2.18%	15.98%	9.43%	12.19%
	Nifty India Internet Index	-8.98%	-23.17%	-22.81%	-5.99%	4.45%	24.80%	-	-
	Nifty Energy Index	-5.91%	-0.97%	0.12%	5.07%	-4.25%	16.71%	15.69%	17.53%
	BSE India Defence Index	-12.46%	-10.92%	-12.37%	7.37%	18.35%	42.95%	45.49%	-
	Nifty India Infrastructure & Logistics Index	-10.82%	-9.71%	-9.31%	-1.25%	1.81%	22.23%	19.09%	15.67%
Smart Beta	Nifty200 Alpha 30 Index	-13.36%	-11.66%	-8.27%	-0.96%	-1.98%	21.11%	18.03%	18.96%
	Nifty100 Low Volatility 30 Index	-10.66%	-13.22%	-7.84%	-1.51%	1.56%	13.37%	11.73%	13.46%
	Nifty Smallcap 250 MQ 100 Index	-9.92%	-14.37%	-15.18%	-10.18%	-5.44%	12.97%	13.78%	16.66%
	Nifty MidSmallcap MQ 100 Index	-9.00%	-9.98%	-8.24%	-2.60%	-0.28%	17.04%	16.15%	17.48%
	BSE 200 Equal Weight Index	-11.70%	-12.24%	-8.37%	-0.75%	2.05%	17.89%	15.20%	15.36%
	NIFTY50 Equal Weight Index	-10.65%	-11.18%	-6.04%	2.18%	3.54%	15.84%	14.45%	13.66%
	Nifty 500 Index	-11.36%	-13.88%	-9.46%	-2.88%	1.63%	13.21%	11.88%	13.50%
	BSE 500 Dividend Leaders 50 Index	-8.78%	-7.78%	-1.78%	4.02%	5.53%	29.47%	25.82%	19.01%
	Nifty Top 20 Equal Weight Index	-11.91%	-15.61%	-9.63%	-5.12%	1.03%	10.50%	11.14%	13.12%
	Nifty 500 Value 50 Index	-11.21%	-3.41%	4.03%	13.91%	9.98%	31.20%	28.43%	-
International	NYSE FANG+ Index (INR)	-0.22%	-7.69%	-8.47%	33.34%	25.68%	37.46%	22.74%	32.94%
	S&P 500 Top 50 Index (INR)	-0.37%	-2.87%	1.56%	32.34%	22.29%	27.75%	20.25%	20.15%
	Hang Seng TECH Index (INR)	-6.43%	-10.35%	-20.85%	1.41%	27.47%	8.33%	-6.22%	7.79%
	Indxx Artificial Intelligence Index (INR)	-4.34%	-4.24%	0.29%	42.04%	25.24%	30.51%	16.97%	24.39%
	Solactive Electric & Autonomous Vehicle (INR)	-4.21%	7.39%	14.39%	60.86%	19.71%	15.45%	9.61%	-
Commodities	MCX Gold Spot Price (INR)	-7.86%	10.17%	27.33%	64.76%	47.46%	34.84%	27.12%	17.51%
	MCX Silver Spot Price (INR)	-14.00%	-0.26%	61.26%	127.28%	75.42%	47.40%	29.50%	20.09%
	Domestic Price of Gold (50%) + Domestic Price of Silver (50%)	-10.85%	5.94%	45.24%	96.61%	62.38%	41.99%	28.99%	19.34%
Debt & liquid	Nifty 1D Rate Index	0.44%	1.25%	2.60%	5.53%	6.06%	6.32%	5.56%	5.46%
	Nifty SDL Jun 2027 Index	0.16%	1.32%	3.13%	7.33%	8.03%	7.81%	-	-
	Nifty SDL Jun 2028 Index	-0.29%	0.77%	2.49%	6.77%	7.86%	7.90%	-	-
	Nifty AAA PSU Bond Plus SDL Apr 2026 50:50 Index	0.49%	1.42%	2.96%	6.90%	7.45%	7.45%	-	-
	Nifty 8-13 yr G-Sec Index	-1.75%	-0.95%	0.41%	3.36%	6.62%	7.33%	5.75%	-
	Crisil IBX Gilt Index - April 2033 Index	-1.70%	-0.38%	0.78%	4.21%	7.18%	7.71%	-	-
	CRISIL-IBX Financial Services 9-12 Months Debt Index	0.26%	1.10%	2.67%	-	-	-	-	-

Source: Nifty Indices & Bloomberg data as on 31 March, 2026. Past performance may or may not sustain in future. The index return is in Total Return Variant. The data shown above pertains to the Index and does not in manner indicate performance of any scheme of the Fund. Exchange rate of FBIL are used for conversion of index value from USD/HKD to INR for international indices. If INR appreciates against the currency in which investments are made then the value of foreign asset declines as a result of which the fund investing in such foreign asset will also bear the impact of it.

SIPs of Underlying Indices

SIP Performance for monthly investment of Rs. 10,000

Underlying Indices	5 Year SIP			10 Year SIP		
	Invested Amt. (₹)	Redemption Value (₹)	XIRR	Invested Amt. (₹)	Redemption Value (₹)	XIRR
Nifty 50 Index	6,00,000	6,94,631	5.80%	12,00,000	21,22,251	10.98%
BSE Sensex Index	6,00,000	6,72,632	4.52%	12,00,000	20,65,073	10.47%
Nifty Next 50 Index	6,00,000	7,48,255	8.77%	12,00,000	22,25,844	11.88%
Nifty Midcap 150 Index	6,00,000	8,26,778	12.79%	12,00,000	29,07,600	16.87%
Nifty Large Midcap 250 Index	6,00,000	7,61,670	9.48%	12,00,000	24,96,735	14.03%
Nifty500 Multicap 50:25:25 Index	6,00,000	7,45,075	8.60%	12,00,000	24,16,399	13.42%
Nifty Total Market Index	6,00,000	7,24,249	7.47%	12,00,000	22,74,693	12.29%
Nifty IT Index	6,00,000	5,55,616	-3.02%	12,00,000	20,82,629	10.63%
Nifty Metal Index	6,00,000	9,83,769	19.88%	12,00,000	37,13,615	21.40%
Nifty PSU Bank Index	6,00,000	11,69,982	27.09%	12,00,000	31,90,428	18.59%
Nifty Bank Index	6,00,000	6,99,471	6.08%	12,00,000	20,13,727	9.99%
Nifty Financial Services Index	6,00,000	7,11,753	6.77%	12,00,000	21,58,006	11.30%
Nifty200 Alpha 30 Index	6,00,000	7,96,079	11.26%	12,00,000	29,03,024	16.84%
Nifty100 Low Volatility 30 Index	6,00,000	7,37,470	8.19%	12,00,000	22,80,168	12.33%
Nifty Smallcap 250 MQ 100 Index	6,00,000	6,75,274	4.68%	12,00,000	24,93,072	14.00%
Nifty MidSmallcap MQ 100 Index	6,00,000	7,60,622	9.43%	12,00,000	27,75,512	16.00%
Nifty EV & New Age Automotive Index	6,00,000	7,99,989	11.46%	12,00,000	27,24,768	16.64%
Nifty India Manufacturing Index	6,00,000	8,62,698	14.51%	12,00,000	27,23,801	15.65%
Nifty100 ESG Sector Leader Index	6,00,000	6,91,476	5.62%	12,00,000	21,09,700	10.87%
Nifty India New Age Consumption Index	6,00,000	7,67,462	9.79%	12,00,000	22,37,641	11.98%
NYSE FANG+ Index (INR)	6,00,000	12,25,408	29.05%	12,00,000	64,06,085	31.49%
S&P 500 Top 50 Index (INR)	6,00,000	10,42,998	22.31%	12,00,000	36,54,463	21.11%
Hang Seng TECH Index (INR)	6,00,000	7,20,361	7.26%	12,00,000	15,97,367	5.58%
Indxx Artificial Intelligence Index (INR)	6,00,000	10,90,548	24.16%	12,00,000	41,10,291	23.28%
Solactive Electric & Autonomous Vehicle (INR)	6,00,000	8,84,631	15.54%	12,00,000	27,39,685	16.70%
MCX Gold Spot Price (INR)	6,00,000	13,87,285	34.32%	12,00,000	40,00,277	22.78%
MCX Silver Spot Price (INR)	6,00,000	17,73,245	45.01%	12,00,000	50,20,726	26.98%
BSE 200 Equal Weight Index	6,00,000	7,81,452	10.52%	12,00,000	26,12,844	14.88%
BSE Select IPO Index	6,00,000	6,73,797	4.59%	12,00,000	21,20,199	10.97%
NIFTY50 Equal Weight Index	6,00,000	7,77,950	10.33%	12,00,000	24,57,256	13.73%
Nifty India Internet Index	6,00,000	7,24,877	7.60%	12,00,000	13,83,913	4.11%
Nifty 500 Index	6,00,000	7,22,367	7.36%	12,00,000	22,58,048	12.15%
Domestic Price of Gold (50%) + Domestic Price of Silver (50%)	6,00,000	15,99,817	40.49%	12,00,000	46,27,363	25.47%
Nifty Smallcap 250 Index	6,00,000	7,51,923	8.97%	12,00,000	25,16,941	14.18%
Nifty Energy Index	6,00,000	7,68,021	9.82%	12,00,000	26,39,542	15.07%
BSE 500 Dividend Leaders 50 Index	6,00,000	10,30,935	21.82%	12,00,000	33,63,733	19.57%
Nifty Top 20 Equal Weight Index	6,00,000	7,08,693	6.60%	12,00,000	22,23,684	11.86%
BSE India Defence Index	6,00,000	14,91,485	37.44%	12,00,000	62,18,150	31.92%
Nifty 500 Healthcare Index	6,00,000	8,43,721	13.61%	12,00,000	25,39,448	14.35%
Nifty India Infrastructure & Logistics Index	6,00,000	8,48,923	13.86%	12,00,000	29,40,643	17.08%
Nifty 500 Value 50 Index	6,00,000	10,98,335	24.45%	12,00,000	37,47,018	24.47%

The SIP returns are calculated by XIRR approach assuming investment of ₹10,000/- on 1st working day of every month in underlying indices of the funds. XIRR Extended Internal Rate of Return. SIP Systematic Investment Plan. TRI Total Return Index. The performance of schemes tracking the above benchmark indices is mentioned on the respective pages. Data as on 31st March 2016 to 31st March, 2026 for 10 years & 31st March 2021 to 31st March, 2026 for 5 years.

Tax Reckoner FY 2025-26



Taxation Changes post Union Budget 2025

Categories of Funds	Short Term	Long Term	^LTCG Holding period	Listed	STT Paid (Yes or No)	Does Section 111A Applies ?	Does Section 2 Clauses (42A) applies for 12 Month ?	Classification
Equity Oriented (>65% in Equity assets)	20%	12.5%	>1 Year	No	Yes	Yes	Yes	Units of Equity Oriented Mutual Fund
Debt Oriented (> 65% Debt Assets)/Fund of fund investing > 65% in such debt-oriented fund				No	No	No	No	Short-term Capital Asset as per Section 2 (42A)
- Units Acquired before 01.04.2023	Tax Slab	12.5%	>2 Year					
- Units Acquired after 31.03.2023	Tax Slab	Tax Slab	Irrelevant					
Fund of Fund with (Debt is <65% and Equity ETF is less than 90%)				No	No	No	No	Short-term Capital Asset as per Section 2 (42A)
- Units Acquired before 01.04.2023	Tax Slab	12.5%	>2 Year					
- Units Acquired after 31.03.2023	Tax Slab	12.5%	>2 Year					
Commodities ETF Listed on exchange				Yes	No	No	Yes	Listed on Recognized Stock Exchange
- Units Acquired before 01.04.2023	Tax Slab	12.5%	>1 Year					
- Units Acquired after 31.03.2023	Tax Slab	12.5%	>1 Year					
Foreign Equity ETF (India Domiciled) Listed on Exchange				Yes	Yes	No	Yes	Listed on Recognized Stock Exchange
- Units Acquired before 01.04.2023	Tax Slab	12.5%	>1 Year					
- Units Acquired after 31.03.2023	Tax Slab	12.5%	>1 Year					
Domestic Equity ETF FOF^^ (where >90% is in Domestic Equity ETFs as per Explanation 1 of Sec 112A)				No	Yes	Yes	Yes	Units of Equity Oriented Mutual Fund
- Units Acquired before 01.04.2023	20	12.5%	>1 Year					
- Units Acquired after 31.03.2023	20	12.5%	>1 Year					
Commodities FOF^^				No	No	No	No	Short-term Capital Asset as per Section 2 (42A)
- Units Acquired before 01.04.2023	Tax Slab	12.5%	>2 Year					
- Units Acquired after 31.03.2023	Tax Slab	12.5%	>2 Year					
Foreign FOF^^ (investing in offshore Schemes)				No	No	No	No	Short-term Capital Asset as per Section 2 (42A)
- Units Acquired before 01.04.2023	Tax Slab	12.5%	>2 Year					
- Units Acquired after 31.03.2023	Tax Slab	12.5%	>2 Year					
Foreign FOF^^ (investing in India listed offshore Schemes)				No	No	No	No	Short-term Capital Asset as per Section 2 (42A)
- Units Acquired before 01.04.2023	Tax Slab	12.50%	>2 Year					
- Units Acquired after 31.03.2023	Tax Slab	12.50%	>2 Year					
Foreign Equity Index Fund (India Domiciled)				No	No	No	No	Short-term Capital Asset as per Section 2 (42A)
- Units Acquired before 01.04.2023	Tax Slab	12.50%	>2 Year					
- Units Acquired after 31.03.2023	Tax Slab	12.50%	>2 Year					

This document has been compiled with using the various sections and sub-sections from Income Tax Act 1961 and amendments made to Finance Bill 2024. It would be prudent for investors to consult their tax advisors for further details, clarification and actions.

Important Sections pertaining to Mutual Funds & Taxation of Mutual Funds which have undergone changes

Section	Impact
50AA	Specified Mutual Fund – (new definition is effective 1st April, 2025) (ii) “Specified Mutual Fund” means,— (a) a Mutual Fund by whatever name called, which invests more than sixty-five per cent. of its total proceeds in debt and money market instruments; or (b) a fund which invests sixty-five per cent. or more of its total proceeds in units of a fund referred to in sub-clause (a): Earlier there was no specific definition for a debt mutual fund, it was always referred as other than Equity, now it’s clearly defined under Specified Mutual Fund
111A	Short Term Capital Gains rate has been changed from 15% to 20% w.e.f July 23,2024
112A	Exemption limit for Long Term Capital Gains has increased from INR 100,000 to INR 125,000 Long Term Capital Gains (LTCG) increased from 10% to 12.5%
Section 155	Securities Transaction Tax (STT) rates have been revised, come in force from 01 Oct 2024 Options – 0.1% Futures – 0.02%
Section 2 (Clause 42A)	Short Term Definition changed from 36 months to 24 months for all assets except security listed in a recognized stock exchange in India or a unit of the Unit Trust of India established under the Unit Trust of India Act, 1963 (52 of 1963) or a unit of an equity-oriented fund or a zero coupon bond or in case of a share of a company (not being a share listed in a recognised stock exchange)

^ STCG - Short Term Capital Gain | ^LTCG - Long Term Capital Gain | ^^ FOF - Fund Of Fund | ETF - Exchange Traded Fund

Disclaimer :

Statutory Details: Trustee: Mirae Asset Trustee Company Private Limited; Investment Manager: Mirae Asset Investment Managers (India) Private Limited (AMC); Sponsor: Mirae Asset Global Investments Company Limited.

The information contained in this document is compiled from third party and publicly available sources and is included for general information purposes only. There can be no assurance and guarantee on the yields. Views expressed by the Fund Manager cannot be construed to be a decision to invest. The statements contained herein are based on current views and involve known and unknown risks and uncertainties. Whilst Mirae Asset Investment Managers (India) Private Limited (the AMC) shall have no responsibility/liability whatsoever for the accuracy or any use or reliance thereof of such information. The AMC, its associate or sponsors or group companies, its Directors or employees accepts no liability for any loss or damage of any kind resulting out of the use of this document. The recipient(s) before acting on any information herein should make his/her/their own investigation and seek appropriate professional advice and shall alone be fully responsible / liable for any decision taken on the basis of information contained herein. Any reliance on the accuracy or use of such information shall be done only after consultation to the financial consultant to understand the specific legal, tax or financial implications.

For further information about other schemes (product labelling and performance of the fund) please visit the website of the AMC: www.miraeassetmf.co.in

SGB buy back by RBI (redeemed to RBI)

Exemptions have been provided only in case of **individuals under section 47(viic)** of the Income Tax Act, 1961 wherein any gains arising on redemption/ maturity of SGBs is not regarded as "transfer" and hence no capital gains tax shall arise on transfer of such SGBs

As per section 2(42A) any listed security held for more than 12 months will qualify as a long-term asset. We agree the period of holding for SGBs listed on exchange should be 12 months. However, taxability will be as per section 112 and not 112A, i.e 20% with indexation and at 12.5% (without indexation) post Finance Bill 2024. SGBs taxability will not differ if the SGBs are bought from the stock market or from authorized banks / institutions.

GLOSSARY

■ Average Maturity:

Average Maturity of the securities in scheme.

■ Beta:

Beta of a portfolio is a number indicating the relation between portfolio returns with that of the market index i.e. it measure the volatility, or systematic risk, of a portfolio in comparison to the market as a whole.

■ Indexation Benefit:

- | Long Term Capital Gains (holding period of over 3 years) from other than equity oriented and specified mutual funds are taxed at 20% plus applicable surcharge and cess with the benefit of indexation.
- | Government notifies Cost Inflation Index (CII) for each financial year taking into consideration the prevailing inflation levels.
- | The cost of acquisition for computation of tax is adjusted for inflation using CII, there by reducing the capital gains from tax perspective.

■ Macaulay Duration (Duration):

Macaulay Duration (Duration) measures the price volatility of fixed income securities. It is often used in the comparison of interest rate risk between securities with different coupons and different maturities. It is defined as the weighted average time to cash flows of a bond where the weights are nothing but the present value of the cash flows themselves. It is expressed in years/days. The duration of a fixed income security is always shorter than its term to maturity, except in the case of zero coupon securities where they are the same.

■ Modified Duration:

A formula that expresses the measurable change in the value of a security in response to a change in interest rates. Modified duration of portfolio can be used to anticipate the change in market value of portfolio for every change in portfolio yield.

■ Portfolio Turnover Ratio:

Portfolio Turnover Ratio is the percentage of a fund's holdings that have changed in a given year. This ratio measures the fund's trading activity, which is computed by taking the lesser of purchases or sales and dividing by average monthly net assets.

■ Portfolio Yield (Annualized Portfolio YTM*):

Weighted average yield of the securities in scheme portfolio. *In case of semi annual YTM, it will be annualized.

■ Risk Free Return:

The theoretical rate of return of an investment with safest (zero risk) investment in a country.

■ Sharpe Ratio:

Sharpe Ratio is a risk to reward ratio, it measures portfolio returns generated in excess to the investment in risk-free asset, for per unit of total risk taken. While, positive Sharpe ratio indicates, portfolio compensating investors with excess returns (over risk-free rate) for the commensurate risk taken; negative Sharpe ratio indicates, investors are better off investing in risk-free assets.

■ Specified Mutual Fund:

Specified mutual fund" means mutual fund where not more than 35 per cent of its total proceeds is invested in the equity shares of domestic companies.

■ Standard Deviation:

A statistical measure that defines expected volatility/risk associated with a portfolio. This explains the variation/deviation from the average returns delivered by the portfolio. A higher standard deviation means higher volatility (risk) and a lower standard deviation means lower volatility.

■ Total Expense Ratio:

Total expenses charged to scheme for the month expressed as a percentage to average monthly net assets.

■ Entry Load:

A mutual fund may have a sales charge or load at the time of entry and/or exit to compensate the distributor/agent. Entry load is charged at the time an investor purchases the units of a mutual fund. The entry load is added to the prevailing NAV at the time of investment. For instance, if the NAV is Rs. 100 and the entry load is 1%, the investor will enter the fund at Rs. 101.

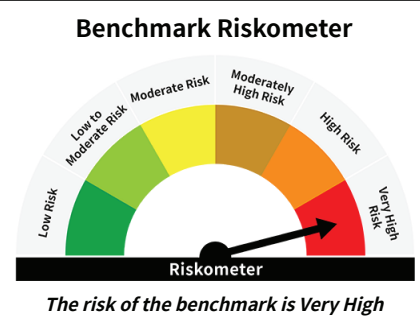
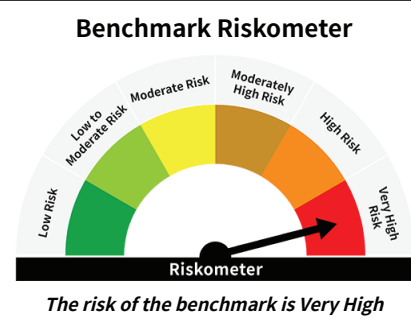
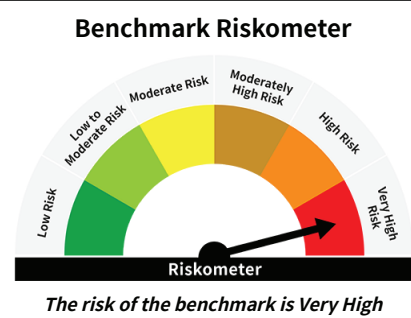
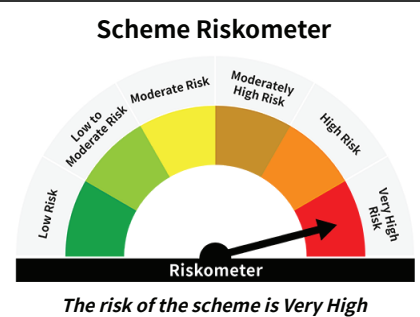
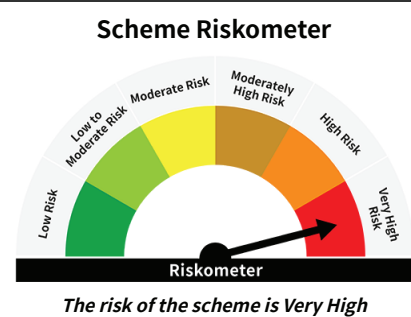
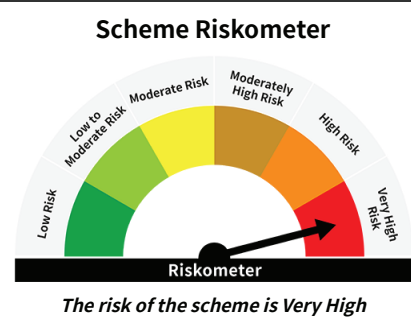
Note: SEBI has abolished entry load and mandated that the upfront commission to distributors will be paid by the investor directly to the distributor, based on his assessment of various factors including the service rendered by the distributor.

Key Features	Mirae Asset Nifty 50 ETF NSE Symbol: NIFTYETF, BSE Scrip Code: 542131	Mirae Asset Nifty Next 50 ETF NSE Symbol: NEXT50, BSE Scrip Code: 542922	Mirae Asset Nifty Financial Services ETF NSE Symbol: BFSI, BSE Scrip Code: 543323
Type of Scheme	Exchange Traded Fund (ETF) - An open ended scheme replicating/tracking Nifty 50 Index	Exchange Traded Fund (ETF) - An open ended scheme replicating/tracking Nifty Next 50 Total Return Index	Exchange Traded Fund (ETF) - An open ended scheme replicating/tracking Nifty Financial Services Total Return Index
Investment Objective	The investment objective of the scheme is to generate returns, before expenses, that are commensurate with the Performance of the Nifty 50 Index, subject to tracking error. The Scheme does not guarantee or assure any returns. There is no assurance that the investment objective of the scheme will be achieved.	The investment objective of the scheme is to generate returns, before expenses, that are commensurate with the performance of the Nifty Next 50 Total Return Index, subject to tracking error. The Scheme does not guarantee or assure any returns. There is no assurance that the investment objective of the scheme will be achieved.	The investment objective of the scheme is to generate returns, before expenses, that are commensurate with the performance of the Nifty Financial Services Total Return Index, subject to tracking error. The Scheme does not guarantee or assure any returns. There is no assurance that the investment objective of the scheme will be achieved.
Fund Manager **	Ms. Ekta Gala (since December 28, 2020) Mr. Ritesh Patel (since March 12, 2025)	Ms. Ekta Gala (since December 28, 2020) Mr. Ritesh Patel (since March 12, 2025)	Ms. Ekta Gala (since July 30, 2021) Mr. Ritesh Patel (since March 12, 2025)
Allotment Date	20 th November 2018	24 th January 2020	30 th July 2021
Benchmark Index	Nifty 50 Index (TRI)	Nifty Next 50 Index (TRI)	Nifty Financial Services Total Return Index (TRI)
Minimum Investment Amount	Market Maker: Application for subscription of Units directly with the Fund in Creation Unit Size at NAV based prices in exchange of Portfolio Deposit and Cash Component. Large Investors: Minimum amount of ₹25 crores for transacting directly with the AMC. Other investors (including Market Maker, Large Investors and Regulated Entities): Units of the Scheme can be subscribed (in lots of 1 Unit) during the trading hours on all trading days on the NSE and BSE on which the Units are listed. On exchange (in multiple of 1 units) Directly with AMC or Market Maker (in multiple of 50,000 units)	Market Maker: Application for subscription of Units directly with the Fund in Creation Unit Size at NAV based prices in exchange of Portfolio Deposit and Cash Component. Large Investors: Minimum amount of ₹25 crores for transacting directly with the AMC. Other investors (including Market Maker, Large Investors and Regulated Entities): Units of the Scheme can be subscribed (in lots of 1 Unit) during the trading hours on all trading days on the NSE and BSE on which the Units are listed. On exchange (in multiple of 1 units) Directly with AMC or Market Maker (in multiple of 10,000 units)	Market Maker: Application for subscription of Units directly with the Fund in Creation Unit Size at NAV based prices in exchange of Portfolio Deposit and Cash Component. Large Investors: Minimum amount of ₹25 crores for transacting directly with the AMC. Other investors (including Market Maker, Large Investors and Regulated Entities): Units of the Scheme can be subscribed (in lots of 1 Unit) during the trading hours on all trading days on the NSE and BSE on which the Units are listed. On exchange (in multiple of 1 units) Directly with AMC (in multiple of 3,00,000 units)
Systematic Investment Plan (SIP)	NA	NA	NA
Load Structure	Exit Load: For investors transacting directly with the AMC: No Exit load will be levied on redemptions made by Market Makers/ Large Investors directly with the AMC. For investors transacting on the exchange: Not Applicable	Exit Load: For investors transacting directly with the AMC: No Exit load will be levied on redemptions made by Market Makers/ Large Investors directly with the AMC. For investors transacting on the exchange: Not Applicable	Exit Load: For investors transacting directly with the AMC: No Exit load will be levied on redemptions made by Market Makers/ Large Investors directly with the AMC. For investors transacting on the exchange: Not Applicable
Plans Available	The Scheme does not offer any Plans/Options for investment	The Scheme does not offer any Plans/Options for investment	The Scheme does not offer any Plans/Options for investment
Options Available	The Scheme does not offer any Plans/Options for investment	The Scheme does not offer any Plans/Options for investment	The Scheme does not offer any Plans/Options for investment
Monthly Average AUM (₹ Cr.)	4,815.2851	1,119.0364	423.1959
Monthly Total Expense Ratio (Including Statutory Levies) as on 31 March, 2026	0.04%	0.06%	0.13%
Product Labelling / Investment Objective	The investment objective of the scheme is to generate returns, before expenses, that are commensurate with the Performance of the Nifty 50 Index, subject to tracking error. The Scheme does not guarantee or assure any returns. There is no assurance that the investment objective of the scheme will be achieved.	The investment objective of the scheme is to generate returns, before expenses, that are commensurate with the performance of the Nifty Next 50 Total Return Index, subject to tracking error. The Scheme does not guarantee or assure any returns. There is no assurance that the investment objective of the scheme will be achieved.	The investment objective of the scheme is to generate returns, before expenses, that are commensurate with the performance of the Nifty Financial Services Total Return Index, subject to tracking error. The Scheme does not guarantee or assure any returns. There is no assurance that the investment objective of the scheme will be achieved.
	<p>Scheme Riskometer</p> <p>The risk of the scheme is Very High</p>	<p>Scheme Riskometer</p> <p>The risk of the scheme is Very High</p>	<p>Scheme Riskometer</p> <p>The risk of the scheme is Very High</p>
	<p>Benchmark Riskometer</p> <p>The risk of the benchmark is Very High</p>	<p>Benchmark Riskometer</p> <p>The risk of the benchmark is Very High</p>	<p>Benchmark Riskometer</p> <p>The risk of the benchmark is Very High</p>

*Investors should consult their financial advisers if they are not clear about the suitability of the product.

** For experience of Fund Managers refer page no. 126

Key Features	Mirae Asset Nifty India Manufacturing ETF NSE Symbol: MAKEINDIA , BSE Scrip Code: 543454	Mirae Asset Nifty Midcap 150 ETF NSE Symbol: MIDCAPETF , BSE Scrip Code:543481	Mirae Asset Nifty 100 Low Volatility 30 ETF NSE Symbol: LOWVOL , BSE Scrip Code: 543858
Type of Scheme	Exchange Traded Fund (ETF) - An open ended scheme replicating/tracking Nifty India Manufacturing Total Return Index	Exchange Traded Fund (ETF) - An open ended scheme replicating/tracking Nifty Midcap 150 Total Return Index	Exchange Traded Fund (ETF) - An open ended scheme replicating/tracking Nifty 100 Low Volatility 30 Total Return Index
Investment Objective	The investment objective of the scheme is to generate returns, before expenses, that are commensurate with the performance of the Nifty India Manufacturing Total Return Index, subject to tracking error. The Scheme does not guarantee or assure any returns.	The investment objective of the scheme is to generate returns, before expenses, that are commensurate with the performance of the Nifty Midcap 150 Total Return Index, subject to tracking error. The Scheme does not guarantee or assure any returns. There is no assurance that the investment objective of the scheme will be achieved.	The investment objective of the scheme is to generate returns, before expenses, that are commensurate with the performance of the Nifty 100 Low Volatility 30 Total Return Index, subject to tracking error. The Scheme does not guarantee or assure any returns. There is no assurance that the investment objective of the scheme will be achieved.
Fund Manager **	Ms. Ekta Gala (since January 27, 2022) Mr. Vishal Singh@ (since March 25, 2026)	Ms. Ekta Gala (since March 09, 2022) Mr. Ritesh Patel (since March 12, 2025)	Ms. Ekta Gala (since March 24, 2023) Mr. Akshay Udeshi (since March 12, 2025)
Allotment Date	27 th January 2022	9 th March 2022	24 th March 2023
Benchmark Index	Nifty India Manufacturing Index (TRI)	Nifty Midcap 150 Index (TRI)	Nifty 100 Low Volatility 30 (TRI)
Minimum Investment Amount	Market Maker: Application for subscription of Units directly with the Fund in Creation Unit Size at NAV based prices in exchange of Portfolio Deposit and Cash Component. Large Investors: Minimum amount of ₹25 crores for transacting directly with the AMC. Other investors (including Market Maker, Large Investors and Regulated Entities): Units of the Scheme can be subscribed (in lots of 1 Unit) during the trading hours on all trading days on the NSE and BSE on which the Units are listed. On exchange in multiples of 1 units Directly with AMC (in multiples of 50,000 units)	Market Maker: Application for subscription of Units directly with the Fund in Creation Unit Size at NAV based prices in exchange of Portfolio Deposit and Cash Component. Large Investors: Minimum amount of ₹25 crores for transacting directly with the AMC. Other investors (including Market Maker, Large Investors and Regulated Entities): Units of the Scheme can be subscribed (in lots of 1 Unit) during the trading hours on all trading days on the NSE and BSE on which the Units are listed. On exchange In multiple of 1 units Directly with AMC In multiple of 4,00,000 units	Market Maker: Application for subscription of Units directly with the Fund in Creation Unit Size at NAV based prices in exchange of Portfolio Deposit and Cash Component. Large Investors: Minimum amount of ₹25 crores for transacting directly with the AMC. Other investors (including Market Maker, Large Investors and Regulated Entities): Units of the Scheme can be subscribed (in lots of 1 Unit) during the trading hours on all trading days on the NSE and BSE on which the Units are listed. On exchange in multiple of 1 unit With AMC In multiples of 30,000 units
Systematic Investment Plan (SIP)	NA	NA	NA
Load Structure	Exit Load: For investors transacting directly with the AMC: No Exit load will be levied on redemptions made by Market Makers/ Large Investors directly with the AMC. For investors transacting on the exchange: Not Applicable	Exit Load: For investors transacting directly with the AMC: No Exit load will be levied on redemptions made by Market Makers/ Large Investors directly with the AMC. For investors transacting on the exchange: Not Applicable	Exit Load: For investors transacting directly with the AMC: No Exit load will be levied on redemptions made by Market Makers/ Large Investors directly with the AMC. For investors transacting on the exchange: Not Applicable
Plans Available	The Scheme does not offer any Plans/Options for investment	The Scheme does not offer any Plans/Options for investment	The Scheme does not offer any Plans/Options for investment
Options Available	The Scheme does not offer any Plans/Options for investment	The Scheme does not offer any Plans/Options for investment	The Scheme does not offer any Plans/Options for investment
Monthly Average AUM (₹ Cr.)	238.5801	1,444.3215	45.5294
Monthly Total Expense Ratio (Including Statutory Levies) as on 31 March, 2026	0.42%	0.06%	0.34%
Product Labelling / Investment Objective	The investment objective of the scheme is to generate returns, before expenses, that are commensurate with the performance of the Nifty India Manufacturing Total Return Index, subject to tracking error. The Scheme does not guarantee or assure any returns. There is no assurance or guarantee that the investment objective of the scheme will be realized	The investment objective of the scheme is to generate returns, before expenses, that are commensurate with the performance of the Nifty Midcap 150 Total Return Index, subject to tracking error. The Scheme does not guarantee or assure any returns. There is no assurance that the investment objective of the scheme will be achieved.	The investment objective of the scheme is to generate returns, before expenses, that are commensurate with the performance of the Nifty 100 Low Volatility 30 Total Return Index, subject to tracking error. The Scheme does not guarantee or assure any returns. There is no assurance that the investment objective of the scheme will be achieved.

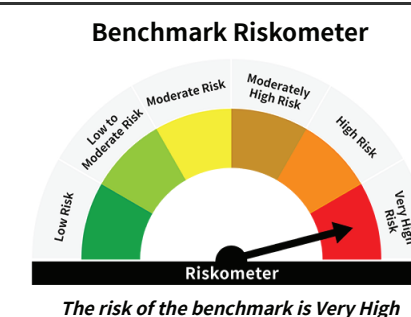
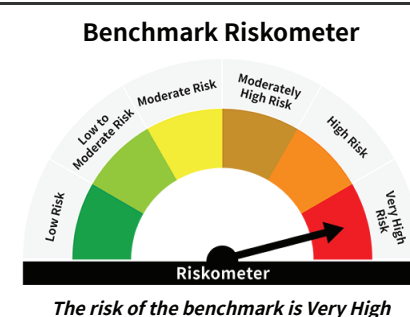
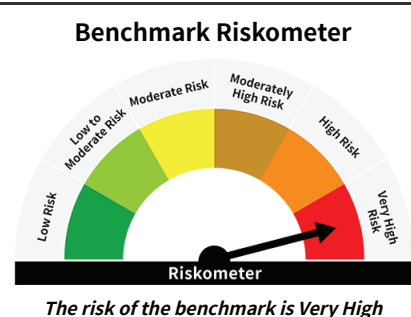
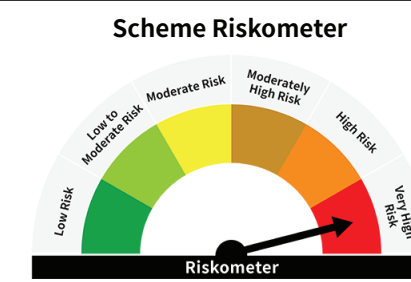
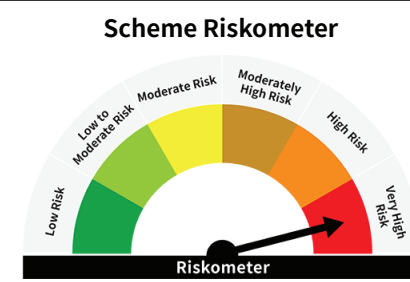
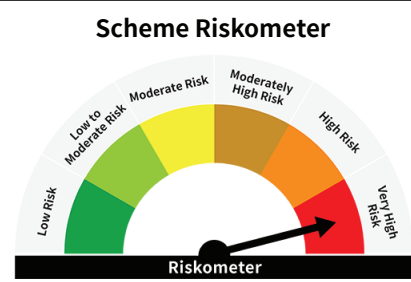


*Investors should consult their financial advisers if they are not clear about the suitability of the product.

** For experience of Fund Managers refer page no. 126

@ Pursuant to notice cum addendum no. 25/2026, Fund Manager of the scheme has been changed with effect from March 25, 2026.

Key Features	Mirae Asset BSE Sensex ETF* Formerly Known as Mirae Asset S&P BSE Sensex ETF NSE Symbol: SENSEXETF , BSE Scrip Code: 543999	Mirae Asset Nifty 200 Alpha 30 ETF NSE Symbol: ALPHAETF , BSE Scrip Code: 544007	Mirae Asset Nifty Smallcap 250 Momentum Quality 100 ETF NSE Symbol: SMALLCAP , BSE Scrip Code: 544130
Type of Scheme	Exchange Traded Fund (ETF) - An open ended scheme replicating/tracking BSE Sensex Total Return Index	Exchange Traded Fund (ETF) - An open ended scheme replicating/tracking Nifty 200 Alpha 30 Total Return Index	Exchange Traded Fund (ETF) - An open ended scheme replicating/tracking Nifty Smallcap 250 Momentum Quality 100 Total Return Index
Investment Objective	The investment objective of the scheme is to generate returns, before expenses, that are commensurate with the performance of the BSE Sensex Total Return Index, subject to tracking error. There is no assurance or guarantee that the investment objective of the scheme would be achieved.	The investment objective of the scheme is to generate returns, before expenses, that are commensurate with the performance of the Nifty 200 Alpha 30 Total Return Index, subject to tracking error. There is no assurance or guarantee that the investment objective of the scheme would be achieved.	The investment objective of the scheme is to generate returns, before expenses, that are commensurate with the performance of the Nifty Smallcap 250 Momentum Quality 100 Total Return Index, subject to tracking error. There is no assurance or guarantee that the investment objective of the scheme would be achieved.
Fund Manager **	Ms. Ekta Gala (since September 29, 2023) Mr. Ritesh Patel (since March 12, 2025)	Ms. Ekta Gala (since October 20, 2023) Mr. Akshay Udeshi (since March 12, 2025)	Ms. Ekta Gala (since February 23, 2024) Mr. Akshay Udeshi (since March 12, 2025)
Allotment Date	29 th September 2023	20 th October 2023	23 rd February 2024
Benchmark Index	BSE Sensex (TRI)	Nifty 200 Alpha 30 (TRI)	Nifty Smallcap 250 Momentum Quality 100 (TRI)
Minimum Investment Amount	Market Maker: Application for subscription of Units directly with the Fund in Creation Unit Size at NAV based prices in exchange of Portfolio Deposit and Cash Component. Large Investors: Minimum amount of ₹25 crores for transacting directly with the AMC. Other investors (including Market Maker, Large Investors and Regulated Entities): Units of the Scheme can be subscribed (in lots of 1 Unit) during the trading hours on all trading days on the NSE and BSE on which the Units are listed. On exchange in multiple of 1 unit With AMC In multiples of 1,00,000 Units	Market Maker: Application for subscription of Units directly with the Fund in Creation Unit Size at NAV based prices in exchange of Portfolio Deposit and Cash Component. Large Investors: Minimum amount of ₹25 crores for transacting directly with the AMC. Other investors (including Market Maker, Large Investors and Regulated Entities): Units of the Scheme can be subscribed (in lots of 1 Unit) during the trading hours on all trading days on the NSE and BSE on which the Units are listed. On exchange in multiple of 1 unit With AMC In multiples of 2,00,000 Units	Market Maker: Application for subscription of Units directly with the Fund in Creation Unit Size at NAV based prices in exchange of Portfolio Deposit and Cash Component. Large Investors: Minimum amount of ₹25 crores for transacting directly with the AMC. Other investors (including Market Maker, Large Investors and Regulated Entities): Units of the Scheme can be subscribed (in lots of 1 Unit) during the trading hours on all trading days on the NSE and BSE on which the Units are listed. On exchange in multiple of 1 unit With AMC In multiples of 2,00,000 units.
Systematic Investment Plan (SIP)	NA	NA	NA
Load Structure	Exit Load: For investors transacting directly with the AMC: No Exit load will be levied on redemptions made by Market Makers/ Large Investors directly with the AMC. For investors transacting on the exchange: Not Applicable	Exit Load: For investors transacting directly with the AMC: No Exit load will be levied on redemptions made by Market Makers/ Large Investors directly with the AMC. For investors transacting on the exchange: Not Applicable	Exit Load: For investors transacting directly with the AMC: No Exit load will be levied on redemptions made by Market Makers/ Large Investors directly with the AMC. For investors transacting on the exchange: Not Applicable
Plans Available	The Scheme does not offer any Plans/Options for investment	The Scheme does not offer any Plans/Options for investment	The Scheme does not offer any Plans/Options for investment
Options Available	The Scheme does not offer any Plans/Options for investment	The Scheme does not offer any Plans/Options for investment	The Scheme does not offer any Plans/Options for investment
Monthly Average AUM (₹ Cr.)	37.6081	376.5430	811.1683
Monthly Total Expense Ratio (Including Statutory Levies) as on 31 March, 2026	0.05%	0.47%	0.48%
Product Labelling / Investment Objective	The investment objective of the scheme is to generate returns, before expenses, that are commensurate with the performance of the BSE Sensex Total Return Index, subject to tracking error. There is no assurance or guarantee that the investment objective of the scheme would be achieved.	This product is suitable for investors who are seeking* • Returns that commensurate with performance of Nifty 200 Alpha 30 Total Return Index, subject to tracking error over long term • Investments in equity securities covered by Nifty 200 Alpha 30 Total Return Index	This product is suitable for investors who are seeking* • Returns that commensurate with performance of Nifty Smallcap 250 Momentum Quality 100 Total Return Index, subject to tracking error over long term • Investments in equity securities covered by Nifty Smallcap 250 Momentum Quality 100 Total Return Index

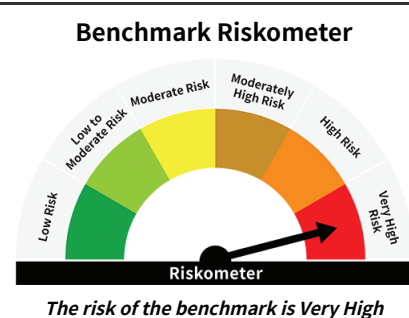
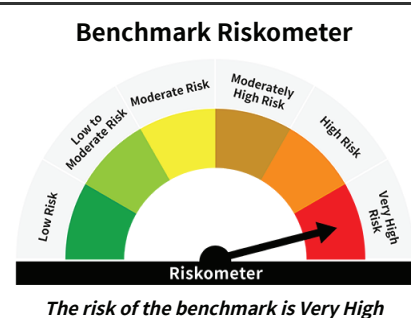
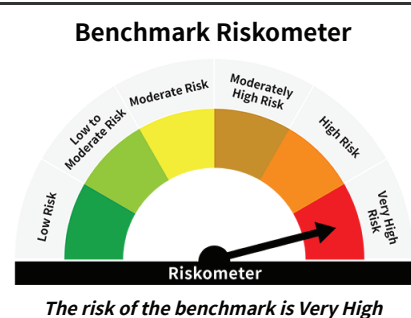
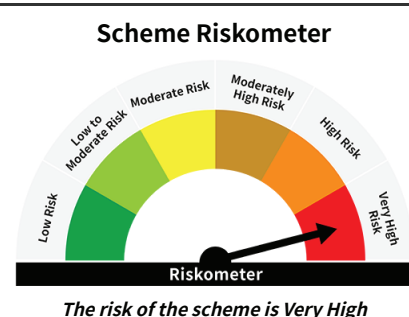
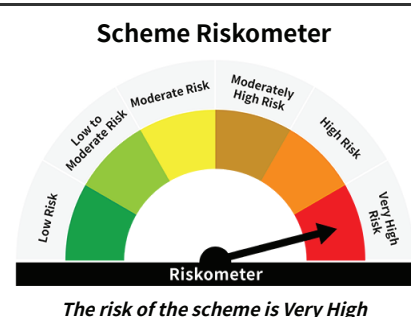
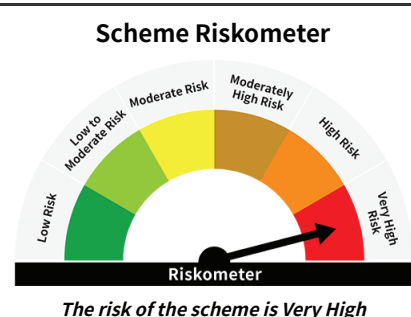


*Investors should consult their financial advisers if they are not clear about the suitability of the product.

** For experience of Fund Managers refer page no. 126

*Pursuant to notice cum addendum no. 28/2024, the name of scheme of Mirae Asset Mutual Fund has been changed with effect from June 01, 2024.

Key Features	Mirae Asset Nifty MidSmallcap400 Momentum Quality 100 ETF NSE Symbol: MIDSMLL , BSE Scrip Code: 544180	Mirae Asset Nifty500 Multicap 50:25:25 ETF NSE Symbol: MULTICAP , BSE Scrip Code: 544241	Mirae Asset Nifty India New Age Consumption ETF NSE Symbol: CONSUMER , BSE Scrip Code: 544323
Type of Scheme	Exchange Traded Fund (ETF) - An open-ended scheme replicating/tracking Nifty MidSmallcap400 Momentum Quality 100 Total Return Index	Exchange Traded Fund (ETF) - An open ended scheme replicating/tracking Nifty500 Multicap 50:25:25 Total Return Index	Exchange Traded Fund (ETF) - An open-ended scheme replicating/tracking Nifty India New Age Consumption Total Return Index
Investment Objective	The investment objective of the scheme is to generate returns, before expenses, that are commensurate with the performance of the Nifty MidSmallcap400 Momentum Quality 100 Total Return Index, subject to tracking error. There is no assurance or guarantee that the investment objective of the scheme would be achieved.	The investment objective of the scheme is to generate returns, before expenses, that are commensurate with the performance of the Nifty500 Multicap 50:25:25 Total Return Index, subject to tracking error. The Scheme does not guarantee or assure any returns. There is no assurance that the investment objective of the scheme will be achieved.	The investment objective of the scheme is to generate returns, before expenses, that are commensurate with the performance of the Nifty India New Age Consumption Total Return Index, subject to tracking error. The Scheme does not guarantee or assure any returns. There is no assurance that the investment objective of the scheme will be achieved.
Fund Manager **	Ms. Ekta Gala (since May 22, 2024) Mr. Akshay Udeshi (since March 12, 2025)	Ms. Ekta Gala (since August 30, 2024) Mr. Ritesh Patel (since March 12, 2025)	Ms. Ekta Gala (since December 26, 2024) Mr. Vishal Singh@ (since March 25, 2026)
Allotment Date	22 nd May 2024	30 th August 2024	26 th December 2024
Benchmark Index	Nifty MidSmallcap400 Momentum Quality 100 (TRI)	Nifty500 Multicap 50:25:25 (TRI)	Nifty India New Age Consumption (TRI)
Minimum Investment Amount	Market Maker: Application for subscription of Units directly with the Fund in Creation Unit Size at NAV based prices in exchange of Portfolio Deposit and Cash Component. Large Investors: Minimum amount of ₹25 crores for transacting directly with the AMC. Other investors (including Market Maker, Large Investors and Regulated Entities): Units of the Scheme can be subscribed (in lots of 1 Unit) during the trading hours on all trading days on the NSE and BSE on which the Units are listed. On exchange in multiple of 1 unit With AMC In multiples of 2,00,000 units	Market Maker: Application for subscription of Units directly with the Fund in Creation Unit Size at NAV based prices in exchange of Portfolio Deposit and Cash Component. Large Investors: Minimum amount of ₹25 crores for transacting directly with the AMC. Other investors (including Market Maker, Large Investors and Regulated Entities): Units of the Scheme can be subscribed (in lots of 1 Unit) during the trading hours on all trading days on the NSE and BSE on which the Units are listed. On exchange in multiple of 1 unit With AMC In multiples of 6,00,000 Units	Market Maker: Application for subscription of Units directly with the Fund in Creation Unit Size at NAV based prices in exchange of Portfolio Deposit and Cash Component. Large Investors: Minimum amount of Rs. 25 crores for transacting directly with the AMC. Other investors (including Market Maker, Large Investors and Regulated Entities): Units of the Scheme can be subscribed (in lots of 1 Unit) during the trading hours on all trading days on the NSE and BSE on which the Units are listed. On exchange in multiple of 1 unit With AMC In multiples of 6,00,000 units
Systematic Investment Plan (SIP)	NA	NA	NA
Load Structure	Exit Load: For investors transacting directly with the AMC: No Exit load will be levied on redemptions made by Market Makers/ Large Investors directly with the AMC. For investors transacting on the exchange: Not Applicable	Exit Load: For investors transacting directly with the AMC: No Exit load will be levied on redemptions made by Market Makers/ Large Investors directly with the AMC. For investors transacting on the exchange: Not Applicable	Exit Load: For investors transacting directly with the AMC: No Exit load will be levied on redemptions made by Market Makers/ Large Investors directly with the AMC. For investors transacting on the exchange: Not Applicable.
Plans Available	The Scheme does not offer any Plans/Options for investment	The Scheme does not offer any Plans/Options for investment	The Scheme does not offer any Plans/Options for investment
Options Available	The Scheme does not offer any Plans/Options for investment	The Scheme does not offer any Plans/Options for investment	The Scheme does not offer any Plans/Options for investment
Monthly Average AUM (₹ Cr.)	380.4889	68.5154	44.7762
Monthly Total Expense Ratio (Including Statutory Levies) as on 31 March, 2026	0.47%	0.14%	0.28%
Product Labelling / Investment Objective	This product is suitable for investors who are seeking* • Returns that commensurate with performance of Nifty MidSmallcap400 Momentum Quality 100 Total Return Index, subject to tracking error over long term • Investments in equity securities covered by Nifty MidSmallcap400 Momentum Quality 100 Total Return Index	The investment objective of the scheme is to generate returns, before expenses, that are commensurate with the performance of the Nifty500 Multicap 50:25:25 Total Return Index, subject to tracking error. The Scheme does not guarantee or assure any returns. There is no assurance that the investment objective of the scheme will be achieved.	This product is suitable for investors who are seeking* • Returns that commensurate with the performance of Nifty India New Age Consumption Total Return Index, subject to tracking error • Investments in securities constituting by Nifty India New Age Consumption Total Return Index

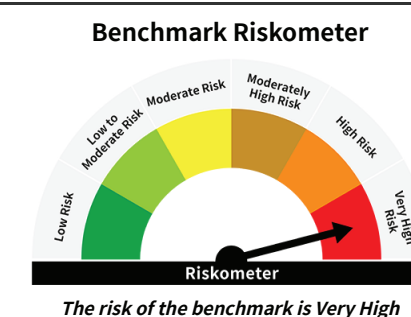
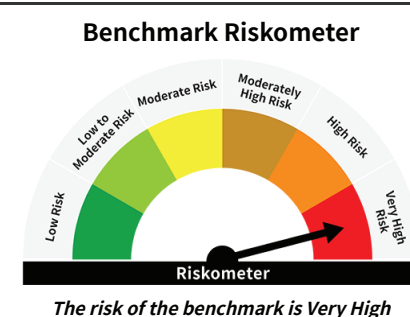
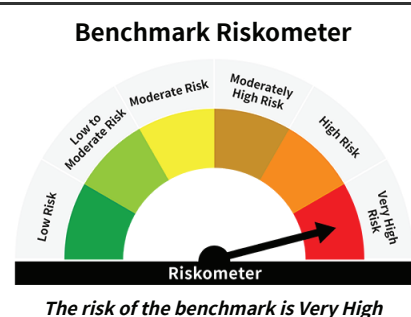
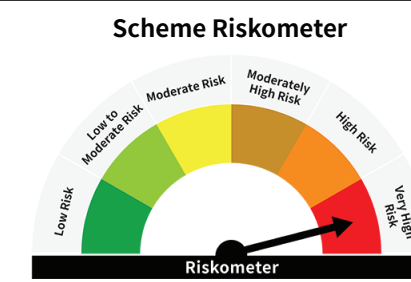
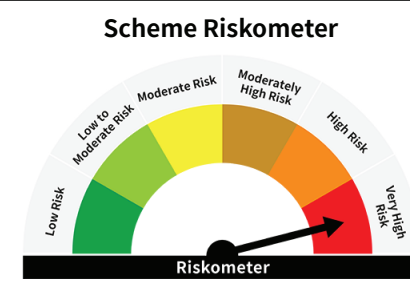
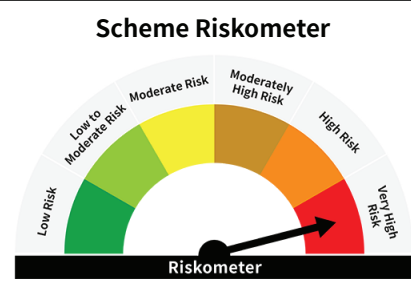


*Investors should consult their financial advisers if they are not clear about the suitability of the product.

** For experience of Fund Managers refer page no. 126

@ Pursuant to notice cum addendum no. 25/2026, Fund Manager of the scheme has been changed with effect from March 25, 2026.

Key Features	Mirae Asset BSE 200 Equal Weight ETF NSE Symbol: EQUAL200 , BSE Scrip Code: 544377	Mirae Asset BSE Select IPO ETF NSE Symbol: SELECTIPO , BSE Scrip Code: 544376	Mirae Asset Nifty50 Equal Weight ETF NSE Symbol: EQUAL50 , BSE Scrip Code: 544401
Type of Scheme	Exchange Traded Fund (ETF) - An open-ended scheme replicating/tracking BSE 200 Equal Weight Total Return Index	Exchange Traded Fund (ETF) - An open-ended scheme replicating/tracking BSE Select IPO Total Return Index	Exchange Traded Fund (ETF) - An open-ended scheme replicating/tracking Nifty50 Equal Weight Total Return Index
Investment Objective	The investment objective of the scheme is to generate returns, before expenses, that are commensurate with the performance of the BSE 200 Equal Weight Total Return Index, subject to tracking error. The Scheme does not guarantee or assure any returns. There is no assurance that the investment objective of the scheme will be achieved.	The investment objective of the scheme is to generate returns, before expenses, that are commensurate with the performance of the BSE Select IPO Total Return Index, subject to tracking error. The Scheme does not guarantee or assure any returns. There is no assurance that the investment objective of the scheme will be achieved.	The investment objective of the scheme is to generate returns, before expenses, that are commensurate with the performance of the Nifty50 Equal Weight Total Return Index, subject to tracking error. The Scheme does not guarantee or assure any returns. There is no assurance that the investment objective of the scheme will be achieved.
Fund Manager **	Ms. Ekta Gala (since March 10, 2025) Mr. Akshay Udeshi (since March 12, 2025)	Ms. Ekta Gala (since March 10, 2025) Mr. Vishal Singh@ (since March 25, 2026)	Ms. Ekta Gala (since May 09, 2025) Mr. Akshay Udeshi (since May 09, 2025)
Allotment Date	10 th March 2025	10 th March 2025	9 th May 2025
Benchmark Index	BSE 200 Equal Weight (TRI)	BSE Select IPO (TRI)	Nifty50 Equal Weight (TRI)
Minimum Investment Amount	Market Maker: Application for subscription of Units directly with the Fund in Creation Unit Size at NAV based prices in exchange of Portfolio Deposit and Cash Component. Large Investors: Minimum amount of ₹25 crores for transacting directly with the AMC. Other investors (including Market Maker, Large Investors and Regulated Entities): Units of the Scheme can be subscribed (in lots of 1 Unit) during the trading hours on all trading days on the NSE and BSE on which the Units are listed. On exchange (in multiple of 1 units) Directly with AMC (in multiple of 8,00,000 units)	Market Maker: Application for subscription of Units directly with the Fund in Creation Unit Size at NAV based prices in exchange of Portfolio Deposit and Cash Component. Large Investors: Minimum amount of ₹25 crores for transacting directly with the AMC. Other investors (including Market Maker, Large Investors and Regulated Entities): Units of the Scheme can be subscribed (in lots of 1 Unit) during the trading hours on all trading days on the NSE and BSE on which the Units are listed. On exchange (in multiple of 1 units) Directly with AMC (in multiple of 1,00,000 units)	Market Maker: Application for subscription of Units directly with the Fund in Creation Unit Size at NAV based prices in exchange of Portfolio Deposit and Cash Component. Large Investors: Minimum amount of Rs. 25 crores for transacting directly with the AMC. Other investors (including Market Maker, Large Investors and Regulated Entities): Units of the Scheme can be subscribed (in lots of 1 Unit) during the trading hours on all trading days on the NSE and BSE on which the Units are listed. On exchange (in multiple of 1 units) Directly with AMC (in multiple of 5,000 units)
Systematic Investment Plan (SIP)	NA	NA	NA
Load Structure	Exit Load: For investors transacting directly with the AMC: No Exit load will be levied on redemptions made by Market Makers/ Large Investors directly with the AMC. For investors transacting on the exchange: Not Applicable	Exit Load: For investors transacting directly with the AMC: No Exit load will be levied on redemptions made by Market Makers/ Large Investors directly with the AMC. For investors transacting on the exchange: Not Applicable	Exit Load: For investors transacting directly with the AMC: No Exit load will be levied on redemptions made by Market Makers/ Large Investors directly with the AMC For investors transacting on the exchange: Not Applicable
Plans Available	The Scheme does not offer any Plans/Options for investment	The Scheme does not offer any Plans/Options for investment	The Scheme does not offer any Plans/Options for investment
Options Available	The Scheme does not offer any Plans/Options for investment	The Scheme does not offer any Plans/Options for investment	The Scheme does not offer any Plans/Options for investment
Monthly Average AUM (₹ Cr.)	16.5626	16.7353	139.1264
Monthly Total Expense Ratio (Including Statutory Levies) as on 31 March, 2026	0.32%	0.33%	0.12%
Product Labelling / Investment Objective	This product is suitable for investors who are seeking* <ul style="list-style-type: none"> Returns that commensurate with performance of BSE 200 Equal Weight Total Return Index, subject to tracking error over long term Investments in equity securities covered by BSE 200 Equal Weight Total Return Index 	This product is suitable for investors who are seeking* <ul style="list-style-type: none"> Returns that are commensurate with the performance of BSE Select IPO Total Return Index, subject to tracking error Investment in securities constituting in BSE Select IPO Total Return Index 	The investment objective of the scheme is to generate returns, before expenses, that are commensurate with the performance of the Nifty50 Equal Weight Total Return Index, subject to tracking error. The Scheme does not guarantee or assure any returns. There is no assurance that the investment objective of the scheme will be achieved.

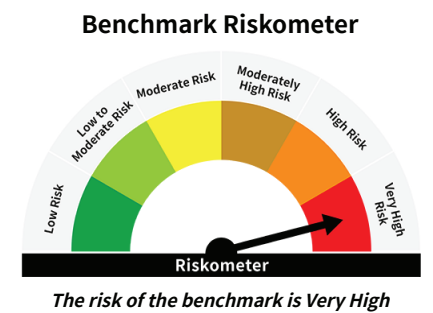
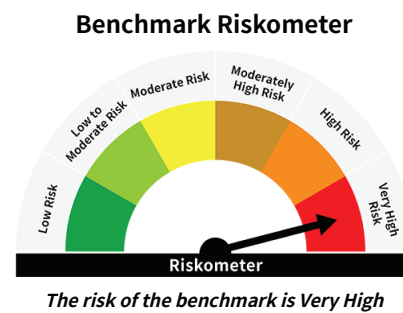
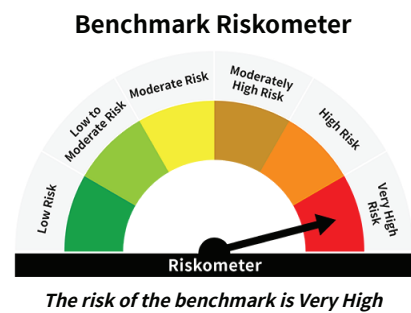
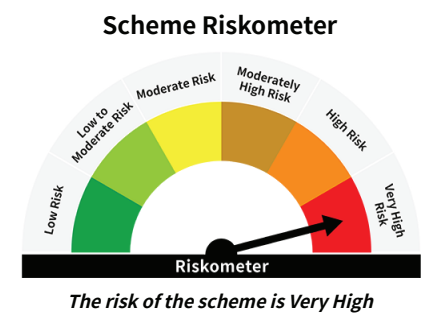
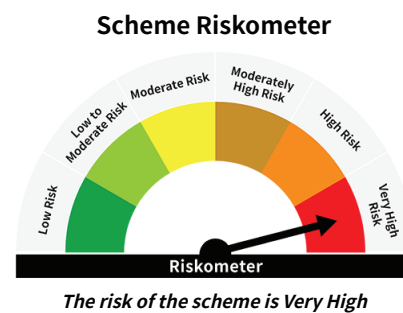
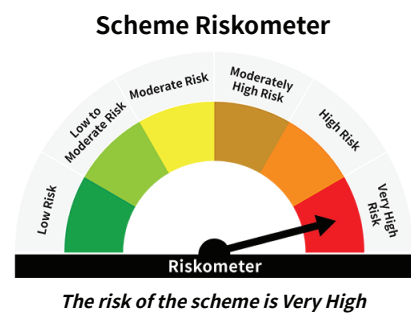


*Investors should consult their financial advisers if they are not clear about the suitability of the product.

** For experience of Fund Managers refer page no. 126

@ Pursuant to notice cum addendum no. 25/2026, Fund Manager of the scheme has been changed with effect from March 25, 2026.

Key Features	Mirae Asset Nifty India Internet ETF NSE Symbol: INTERNET , BSE Scrip Code: 544438	Mirae Asset Nifty Smallcap 250 ETF ^{\$} NSE Symbol: SMALL250 , BSE Scrip Code: 544605	Mirae Asset Nifty Energy ETF ^{\$} NSE Symbol: ENERGY , BSE Scrip Code: 544604
Type of Scheme	Exchange Traded Fund (ETF) - An open-ended scheme replicating/tracking Nifty India Internet Total Return Index	Exchange Traded Fund (ETF) - An open-ended scheme replicating/tracking Nifty Smallcap 250 Total Return Index	Exchange Traded Fund (ETF) - An open-ended scheme replicating/tracking Nifty Energy Total Return Index
Investment Objective	The investment objective of the scheme is to generate returns, before expenses, that are commensurate with the performance of the Nifty India Internet Total Return Index, subject to tracking error. The Scheme does not guarantee or assure any returns. There is no assurance that the investment objective of the scheme will be achieved.	The investment objective of the scheme is to generate returns, before expenses, that are commensurate with the performance of the Nifty Smallcap 250 Total Return Index, subject to tracking error. There is no assurance that the investment objective of the scheme will be achieved.	The investment objective of the scheme is to generate returns, before expenses, that are commensurate with the performance of the Nifty Energy Total Return Index, subject to tracking error. The Scheme does not guarantee or assure any returns. There is no assurance that the investment objective of the scheme will be achieved.
Fund Manager **	Ms. Ekta Gala (since July 01, 2025) Mr. Vishal Singh@ (since March 25, 2026)	Ms. Ekta Gala (since November 07, 2025) Mr. Ritesh Patel (since November 07, 2025)	Ms. Ekta Gala (since November 07, 2025) Mr. Vishal Singh@ (since March 25, 2026)
Allotment Date	1 st July 2025	7 th November 2025	7 th November 2025
Benchmark Index	Nifty India Internet (TRI)	Nifty Smallcap 250 (TRI)	Nifty Energy (TRI)
Minimum Investment Amount	Market Maker: Application for subscription of Units directly with the Fund in Creation Unit Size at NAV based prices in exchange of Portfolio Deposit and Cash Component. Large Investors: Minimum amount of Rs. 25 crores for transacting directly with the AMC. Other investors (including Market Maker, Large Investors and Regulated Entities): Units of the Scheme can be subscribed (in lots of 1 Unit) during the trading hours on all trading days on the NSE and BSE on which the Units are listed. On exchange (in multiple of 1 units) Directly with AMC (in multiple of 2,00,000 units)	Market Maker: Application for subscription of Units directly with the Fund in Creation Unit Size at NAV based prices in exchange of Portfolio Deposit and Cash Component. Large Investors: Minimum amount of Rs. 25 crores for transacting directly with the AMC. Other investors (including Market Maker, Large Investors and Regulated Entities): Units of the Scheme can be subscribed (in lots of 1 Unit) during the trading hours on all trading days on the NSE and BSE on which the Units are listed. On exchange (in multiple of 1 units) Directly with AMC (in multiple of 2,00,000 units)	Market Maker: Application for subscription of Units directly with the Fund in Creation Unit Size at NAV based prices in exchange of Portfolio Deposit and Cash Component. Large Investors: Minimum amount of Rs. 25 crores for transacting directly with the AMC. Other investors (including Market Maker, Large Investors and Regulated Entities): Units of the Scheme can be subscribed (in lots of 1 Unit) during the trading hours on all trading days on the NSE and BSE on which the Units are listed. On exchange (in multiple of 1 units) Directly with AMC (in multiple of 1,00,000 units)
Systematic Investment Plan (SIP)	NA	NA	NA
Load Structure	Exit Load: For investors transacting directly with the AMC: No Exit load will be levied on redemptions made by Market Makers/ Large Investors directly with the AMC For investors transacting on the exchange: Not Applicable	Exit Load: For investors transacting directly with the AMC: No Exit load will be levied on redemptions made by Market Makers/ Large Investors directly with the AMC For investors transacting on the exchange: Not Applicable	Exit Load: For investors transacting directly with the AMC: No Exit load will be levied on redemptions made by Market Makers/ Large Investors directly with the AMC For investors transacting on the exchange: Not Applicable
Plans Available	The Scheme does not offer any Plans/Options for investment	The Scheme does not offer any Plans/Options for investment	The Scheme does not offer any Plans/Options for investment
Options Available	The Scheme does not offer any Plans/Options for investment	The Scheme does not offer any Plans/Options for investment	The Scheme does not offer any Plans/Options for investment
Monthly Average AUM (₹ Cr.)	19.0290	39.9864	231.4247
Monthly Total Expense Ratio (Including Statutory Levies) as on 31 March, 2026	0.24%	0.16%	0.18%
Product Labelling / Investment Objective	This product is suitable for investors who are seeking* <ul style="list-style-type: none"> Returns that are commensurate with the performance of Nifty India Internet Total Return Index, subject to tracking error. Investment in securities constituting in Nifty India Internet Total Return Index. 	The investment objective of the scheme is to generate returns, before expenses, that are commensurate with the performance of the Nifty Smallcap 250 Total Return Index, subject to tracking error. There is no assurance that the investment objective of the scheme will be achieved.	The investment objective of the scheme is to generate returns, before expenses, that are commensurate with the performance of the Nifty Energy Total Return Index, subject to tracking error. The Scheme does not guarantee or assure any returns. There is no assurance that the investment objective of the scheme will be achieved.



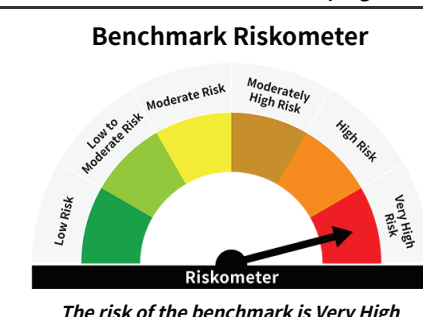
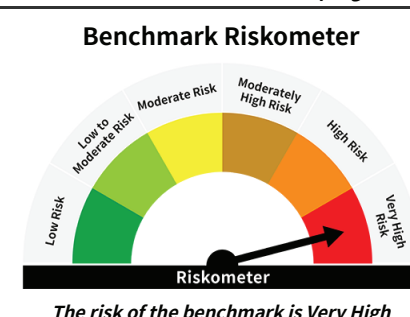
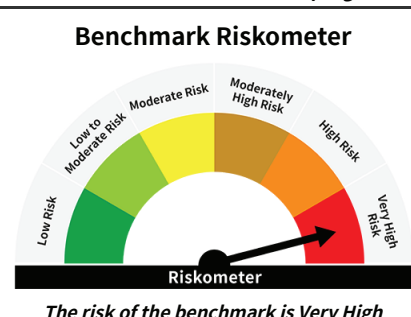
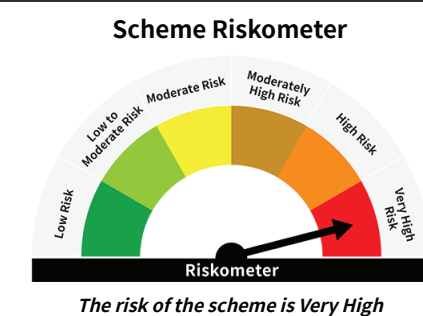
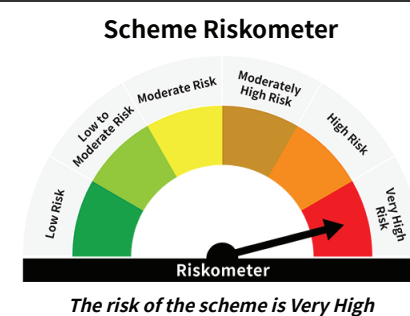
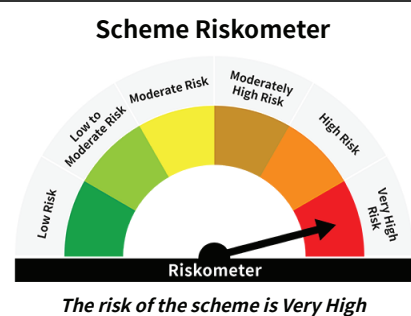
***Investors should consult their financial advisers if they are not clear about the suitability of the product.**

** For experience of Fund Managers refer page no. 126

^{\$}Pursuant to clause 14.2.2 of Chapter 14 in SEBI master circular dated March 20, 2026, the scheme is in existence for less than 6 months.

@ Pursuant to notice cum addendum no. 25/2026, Fund Manager of the scheme has been changed with effect from March 25, 2026.

Key Features	Mirae Asset BSE 500 Dividend Leaders 50 ETF ^{\$} NSE Symbol: DIVIDEND , BSE Scrip Code: 544661	Mirae Asset Nifty Top 20 Equal Weight ETF ^{\$} NSE Symbol: TOP20 , BSE Scrip Code: 544660	Mirae Asset Nifty 500 Healthcare ETF ^{\$} NSE Symbol: HEALTHCARE , BSE Scrip Code: 544701
Type of Scheme	Exchange Traded Fund (ETF) - An open-ended scheme replicating/tracking BSE 500 Dividend Leaders 50 Total Return Index	Exchange Traded Fund (ETF) - An open-ended scheme replicating/tracking Nifty Top 20 Equal Weight Total Return Index	Exchange Traded Fund (ETF) - An open-ended scheme replicating/tracking Nifty 500 Healthcare ETF Total Return Index
Investment Objective	The investment objective of the scheme is to generate returns, before expenses, that are commensurate with the performance of the BSE 500 Dividend Leaders 50 Total Return Index, subject to tracking error. The Scheme does not guarantee or assure any returns. There is no assurance that the investment objective of the Scheme will be achieved.	The investment objective of the scheme is to generate returns, before expenses, that are commensurate with the performance of the Nifty Top 20 Equal Weight Total Return Index, subject to tracking error. The Scheme does not guarantee or assure any returns. There is no assurance that the investment objective of the scheme will be achieved.	The investment objective of the scheme is to generate returns, before expenses, that are commensurate with the performance of the Nifty 500 Healthcare Total Return Index, subject to tracking error. The Scheme does not guarantee or assure any returns. There is no assurance that the investment objective of the scheme will be achieved.
Fund Manager **	Ms. Ekta Gala (since December 15, 2025) Mr. Akshay Udeshi (since December 15, 2025)	Mr. Ritesh Patel (since December 15, 2025) Mr. Akshay Udeshi (since December 15, 2025)	Ms. Ekta Gala (since February 10, 2026) Mr. Ritesh Patel (since February 10, 2026)
Allotment Date	15 th December 2025	15 th December 2025	10 th February 2026
Benchmark Index	BSE 500 Dividend Leaders 50 (TRI)	Nifty Top 20 Equal Weight (TRI)	Nifty 500 Healthcare (TRI)
Minimum Investment Amount	Market Maker: Application for subscription of Units directly with the Fund in Creation Unit Size at NAV based prices in exchange of Portfolio Deposit and Cash Component. Large Investors: Minimum amount of Rs. 25 crores for transacting directly with the AMC. Other investors (including Market Maker, Large Investors and Regulated Entities): Units of the Scheme can be subscribed (in lots of 1 Unit) during the trading hours on all trading days on the NSE and BSE on which the Units are listed. On exchange (in multiple of 1 units) Directly with AMC (in multiple of 80,000 units)	Market Maker: Application for subscription of Units directly with the Fund in Creation Unit Size at NAV based prices in exchange of Portfolio Deposit and Cash Component. Large Investors: Minimum amount of Rs. 25 crores for transacting directly with the AMC. Other investors (including Market Maker, Large Investors and Regulated Entities): Units of the Scheme can be subscribed (in lots of 1 Unit) during the trading hours on all trading days on the NSE and BSE on which the Units are listed. On exchange (in multiple of 1 units) Directly with AMC (in multiple of 3,00,000 units)	Market Maker: Application for subscription of Units directly with the Fund in Creation Unit Size at NAV based prices in exchange of Portfolio Deposit and Cash Component. Large Investors: Minimum amount of Rs. 25 crores for transacting directly with the AMC. Other investors (including Market Maker, Large Investors and Regulated Entities): Units of the Scheme can be subscribed (in lots of 1 Unit) during the trading hours on all trading days on the NSE and BSE on which the Units are listed. On exchange (in multiple of 1 units) Directly with AMC (in multiple of 2,00,000 units)
Systematic Investment Plan (SIP)	NA	NA	NA
Load Structure	Exit Load: For investors transacting directly with the AMC: No Exit load will be levied on redemptions made by Market Makers/ Large Investors directly with the AMC For investors transacting on the exchange: Not Applicable	Exit Load: For investors transacting directly with the AMC: No Exit load will be levied on redemptions made by Market Makers/ Large Investors directly with the AMC For investors transacting on the exchange: Not Applicable	Exit Load: For investors transacting directly with the AMC: No Exit load will be levied on redemptions made by Market Makers/ Large Investors directly with the AMC For investors transacting on the exchange: Not Applicable
Plans Available	The Scheme does not offer any Plans/Options for investment	The Scheme does not offer any Plans/Options for investment	The Scheme does not offer any Plans/Options for investment
Options Available	The Scheme does not offer any Plans/Options for investment	The Scheme does not offer any Plans/Options for investment	The Scheme does not offer any Plans/Options for investment
Monthly Average AUM (₹ Cr.)	8.4626	9.4356	7.7257
Monthly Total Expense Ratio (Including Statutory Levies) as on 31 March, 2026	0.19%	0.09%	0.11%
Product Labelling / Investment Objective	This product is suitable for investors who are seeking* <ul style="list-style-type: none"> Returns that are commensurate with the performance of BSE 500 Dividend Leaders 50 Total Return Index, subject to tracking error Investment in securities constituting in BSE 500 Dividend Leaders 50 Total Return Index. 	This product is suitable for investors who are seeking* <ul style="list-style-type: none"> Returns that are commensurate with the performance of Nifty Top 20 Equal Weight Total Return Index, subject to tracking error Investment in securities constituting in Nifty Top 20 Equal Weight Total Return Index. 	This product is suitable for investors who are seeking* <ul style="list-style-type: none"> Returns that are commensurate with the performance of Nifty 500 Healthcare Total Return Index, subject to tracking error Investment in securities constituting in Nifty 500 Healthcare Total Return Index.

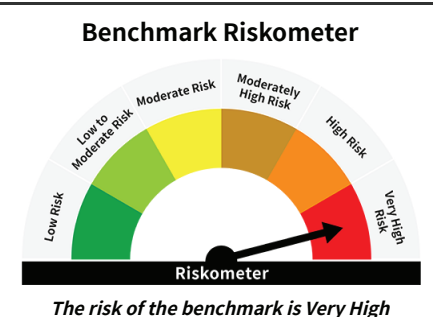
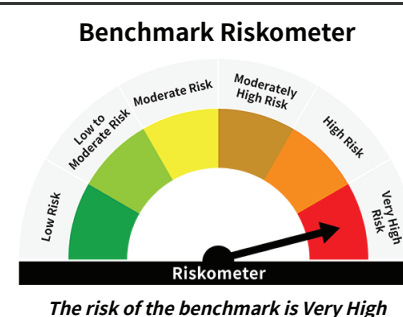
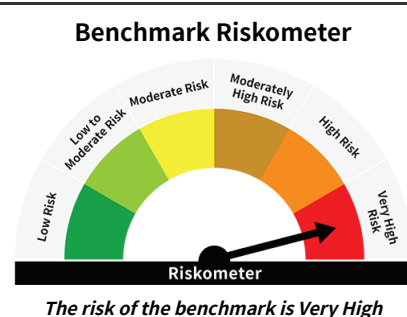
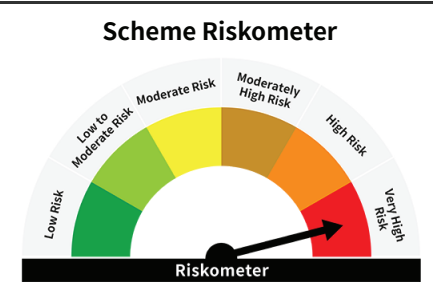
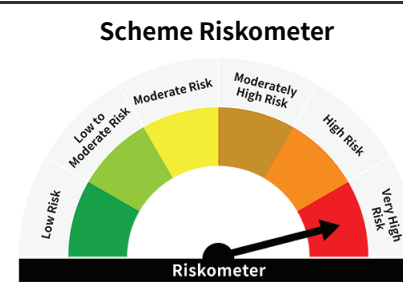
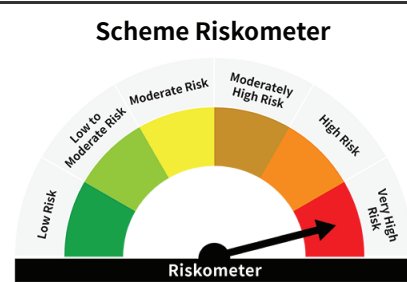


*Investors should consult their financial advisers if they are not clear about the suitability of the product.

** For experience of Fund Managers refer page no. 126

^{\$}Pursuant to clause 14.2.2 of Chapter 14 in SEBI master circular dated March 20, 2026, the scheme is in existence for less than 6 months.

Key Features	Mirae Asset Nifty India Infrastructure & Logistics ETF ^{\$} NSE Symbol: INFRA , BSE Scrip Code: 544704	Mirae Asset BSE India Defence ETF ^{\$} NSE Symbol: DEFENCE , BSE Scrip Code: 544705	Mirae Asset Nifty 500 Value 50 ETF ^{\$} NSE Symbol: VALUE , BSE Scrip Code: 544737
Type of Scheme	Exchange Traded Fund (ETF) - An open-ended scheme replicating/tracking Nifty India Infrastructure & Logistics Total Return Index	Exchange Traded Fund (ETF) - An open-ended scheme replicating/tracking BSE India Defence Total Return Index	Exchange Traded Fund (ETF) - An open-ended scheme replicating/tracking Nifty 500 Value 50 ETF Total Return Index
Investment Objective	The investment objective of the scheme is to generate returns, before expenses, that are commensurate with the performance of the Nifty India Infrastructure & Logistics Total Return Index, subject to tracking error. The Scheme does not guarantee or assure any returns. There is no assurance that the investment objective of the scheme will be achieved.	The investment objective of the scheme is to generate returns, before expenses, that are commensurate with the performance of the BSE India Defence Total Return Index, subject to tracking error. The Scheme does not guarantee or assure any returns. There is no assurance that the investment objective of the scheme will be achieved.	The investment objective of the scheme is to generate returns, before expenses, that are commensurate with the performance of the Nifty 500 Value 50 Total Return Index, subject to tracking error. There is no assurance that the investment objective of the scheme will be achieved.
Fund Manager **	Ms. Ekta Gala [@] (since March 25, 2026) Mr. Vishal Singh [@] (since March 25, 2026)	Ms. Ekta Gala (since February 13, 2026) Mr. Vishal Singh [@] (since March 25, 2026)	Ms. Ekta Gala (since March 20, 2026) Mr. Akshay Udeshi (since March 20, 2026)
Allotment Date	12 th February 2026	13 th February 2026	20 th March 2026
Benchmark Index	Nifty India Infrastructure & Logistics (TRI)	BSE India Defence (TRI)	Nifty 500 Value 50 (TRI)
Minimum Investment Amount	Market Maker: Application for subscription of Units directly with the Fund in Creation Unit Size at NAV based prices in exchange of Portfolio Deposit and Cash Component. Large Investors: Minimum amount of Rs. 25 crores for transacting directly with the AMC. Other investors (including Market Maker, Large Investors and Regulated Entities): Units of the Scheme can be subscribed (in lots of 1 Unit) during the trading hours on all trading days on the NSE and BSE on which the Units are listed. On exchange (in multiple of 1 units) Directly with AMC (in multiple of 5,00,000 units)	Market Maker: Application for subscription of Units directly with the Fund in Creation Unit Size at NAV based prices in exchange of Portfolio Deposit and Cash Component. Large Investors: Minimum amount of Rs. 25 crores for transacting directly with the AMC. Other investors (including Market Maker, Large Investors and Regulated Entities): Units of the Scheme can be subscribed (in lots of 1 Unit) during the trading hours on all trading days on the NSE and BSE on which the Units are listed. On exchange (in multiple of 1 units) Directly with AMC (in multiple of 65,000 units)	Market Maker: Application for subscription of Units directly with the Fund in Creation Unit Size at NAV based prices in exchange of Portfolio Deposit and Cash Component. Large Investors: Minimum amount of Rs. 25 crores for transacting directly with the AMC. Other investors (including Market Maker, Large Investors and Regulated Entities): Units of the Scheme can be subscribed (in lots of 1 Unit) during the trading hours on all trading days on the NSE and BSE on which the Units are listed. On exchange (in multiple of 1 units) Directly with AMC (in multiple of 2,00,000 units)
Systematic Investment Plan (SIP)	NA	NA	NA
Load Structure	Exit Load: For investors transacting directly with the AMC: No Exit load will be levied on redemptions made by Market Makers/ Large Investors directly with the AMC For investors transacting on the exchange: Not Applicable	Exit Load: For investors transacting directly with the AMC: No Exit load will be levied on redemptions made by Market Makers/ Large Investors directly with the AMC For investors transacting on the exchange: Not Applicable	Exit Load: For investors transacting directly with the AMC: No Exit load will be levied on redemptions made by Market Makers/ Large Investors directly with the AMC For investors transacting on the exchange: Not Applicable
Plans Available	The Scheme does not offer any Plans/Options for investment	The Scheme does not offer any Plans/Options for investment	The Scheme does not offer any Plans/Options for investment
Options Available	The Scheme does not offer any Plans/Options for investment	The Scheme does not offer any Plans/Options for investment	The Scheme does not offer any Plans/Options for investment
Monthly Average AUM (₹ Cr.)	7.3751	43.0516	2.2148
Monthly Total Expense Ratio (Including Statutory Levies) as on 31 March, 2026	0.19%	0.34%	0.12%
Product Labelling / Investment Objective	This product is suitable for investors who are seeking* • Returns that are commensurate with the performance of Nifty India Infrastructure & Logistics Total Return Index, subject to tracking error • Investment in securities constituting in Nifty India Infrastructure & Logistics Total Return Index.	This product is suitable for investors who are seeking* • Returns that are commensurate with the performance of BSE India Defence Total Return Index, subject to tracking error • Investment in securities constituting in BSE India Defence Total Return Index.	This product is suitable for investors who are seeking* • Returns that are commensurate with the performance of Nifty 500 Value 50 Total Return Index, subject to tracking error over long term. • Investment in securities constituting in Nifty 500 Value 50 Total Return Index.



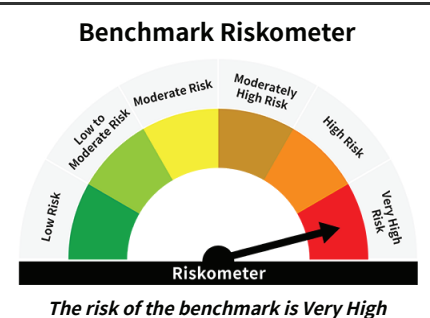
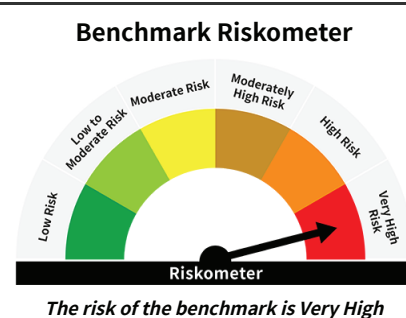
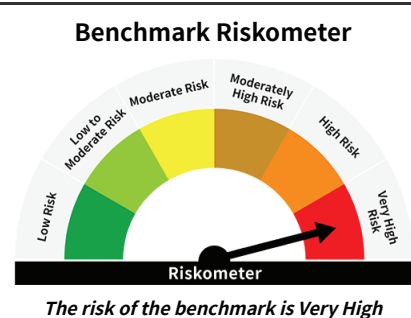
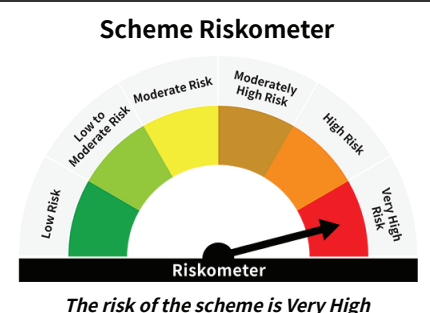
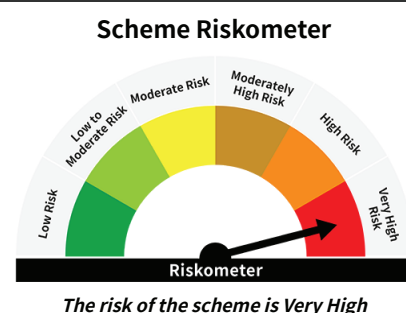
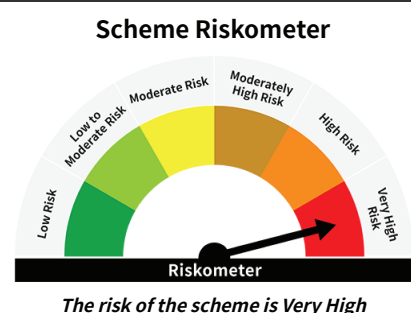
*Investors should consult their financial advisers if they are not clear about the suitability of the product.

** For experience of Fund Managers refer page no. 126

^{\$}Pursuant to clause 14.2.2 of Chapter 14 in SEBI master circular dated March 20, 2026, the scheme is in existence for less than 6 months.

[@] Pursuant to notice cum addendum no. 25/2026, Fund Manager of the scheme has been changed with effect from March 25, 2026.

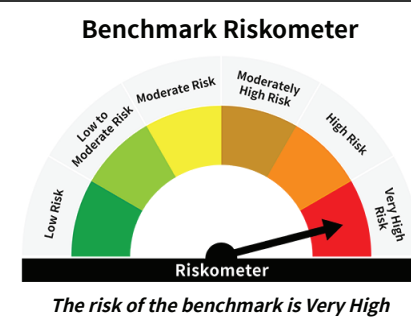
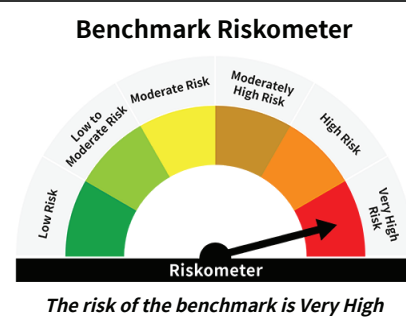
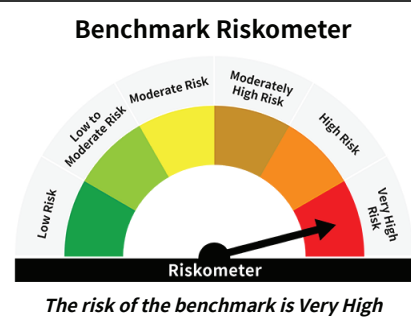
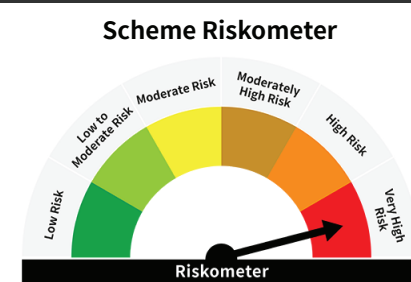
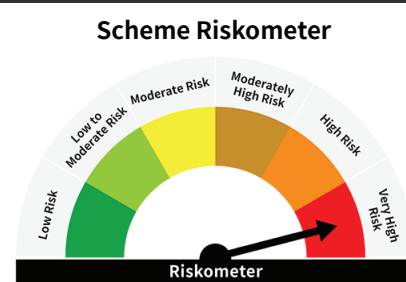
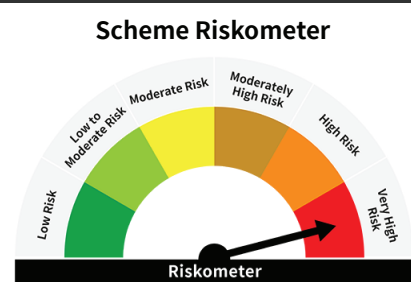
Key Features	Mirae Asset Nifty 100 ESG Sector Leaders ETF NSE Symbol: ESG , BSE Scrip Code: 543246	Mirae Asset NYSE FANG + ETF NSE Symbol: MAFANG , BSE Scrip Code: 543291	Mirae Asset S&P 500 TOP 50 ETF NSE Symbol: MASPTOP50 , BSE Scrip Code: 543365
Type of Scheme	Exchange Traded Fund (ETF) - An open ended scheme replicating/tracking Nifty 100 ESG Sector Leaders Total Return Index	Exchange Traded Fund (ETF) - An open ended scheme replicating/tracking NYSE FANG + Total Return Index	Exchange Traded Fund (ETF) - An open ended scheme replicating/tracking S&P 500 Top 50 Total Return Index
Investment Objective	The investment objective of the scheme is to generate returns, before expenses, that are commensurate with the performance of the Nifty 100 ESG Sector Leaders Total Return Index, subject to tracking error. The Scheme does not guarantee or assure any returns. There is no assurance that the investment objective of the scheme will be achieved.	The investment objective of the scheme is to generate returns, before expenses, that are commensurate with the performance of the NYSE FANG+ Total Return Index, subject to tracking error and forex movement. The Scheme does not guarantee or assure any returns. There is no assurance that the investment objective of the scheme will be achieved.	The investment objective of the scheme is to generate returns, before expenses, that are commensurate with the performance of the S&P 500 Top 50 Total Return Index, subject to tracking error and forex movement. The Scheme does not guarantee or assure any returns. There is no assurance that the investment objective of the scheme will be achieved.
Fund Manager **	Ms. Ekta Gala (since November 17, 2020) Mr. Vishal Singh@ (since March 25, 2026)	Mr. Siddharth Srivastava (since May 06, 2021)	Mr. Siddharth Srivastava (since September 20, 2021)
Allotment Date	17 th November 2020	6 th May 2021	20 th September 2021
Benchmark Index	Nifty 100 ESG Sector Leaders Index (TRI)	NYSE FANG + Index (TRI) (INR)	S&P 500 Top 50 (TRI) (INR)
Minimum Investment Amount	Market Maker: Application for subscription of Units directly with the Fund in Creation Unit Size at NAV based prices in exchange of Portfolio Deposit and Cash Component. Large Investors: Minimum amount of ₹25 crores for transacting directly with the AMC. Other investors (including Market Maker, Large Investors and Regulated Entities): Units of the Scheme can be subscribed (in lots of 1 Unit) during the trading hours on all trading days on the NSE and BSE on which the Units are listed. On exchange (in multiple of 1 units), Directly with AMC or Market Maker (in multiple of 1,25,000 units)	Market Maker: Application for subscription of Units directly with the Fund in Creation Unit Size at NAV based prices in exchange of Portfolio Deposit and Cash Component. Large Investors: Minimum amount of ₹25 crores for transacting directly with the AMC. Other investors (including Market Maker, Large Investors and Regulated Entities): Units of the Scheme can be subscribed (in lots of 1 Unit) during the trading hours on all trading days on the NSE and BSE on which the Units are listed. On exchange (in multiple of 1 units), Directly with AMC or Market Maker (in multiple of 2,00,000 units)	Market Maker: Application for subscription of Units directly with the Fund in Creation Unit Size at NAV based prices in exchange of Portfolio Deposit and Cash Component. Large Investors: Minimum amount of ₹25 crores for transacting directly with the AMC. Other investors (including Market Maker, Large Investors and Regulated Entities): Units of the Scheme can be subscribed (in lots of 1 Unit) during the trading hours on all trading days on the NSE and BSE on which the Units are listed. On exchange in multiple of 1 unit With AMC In multiples of 5,50,000 units
Systematic Investment Plan (SIP)	NA	NA	NA
Load Structure	Exit Load: For investors transacting directly with the AMC: No Exit load will be levied on redemptions made by Market Makers/ Large Investors directly with the AMC. For investors transacting on the exchange: Not Applicable	Exit Load: For investors transacting directly with the AMC: No Exit load will be levied on redemptions made by Market Makers/ Large Investors directly with the AMC. For investors transacting on the exchange: Not Applicable	Exit Load: For investors transacting directly with the AMC: No Exit load will be levied on redemptions made by Market Makers/ Large Investors directly with the AMC. For investors transacting on the exchange: Not Applicable
Plans Available	The Scheme does not offer any Plans/Options for investment	The Scheme does not offer any Plans/Options for investment	The Scheme does not offer any Plans/Options for investment
Options Available	The Scheme does not offer any Plans/Options for investment	The Scheme does not offer any Plans/Options for investment	The Scheme does not offer any Plans/Options for investment
Monthly Average AUM (₹ Cr.)	100.0722	3,249.6279	974.2374
Monthly Total Expense Ratio (Including Statutory Levies) as on 31 March, 2026	0.41%	0.66%	0.61%
Product Labelling / Investment Objective	This product is suitable for investors who are seeking* <ul style="list-style-type: none"> Returns that are commensurate with the performance of Nifty 100 ESG Sector Leaders Total Return Index, subject to tracking error over long term Investments in equity securities covered by Nifty 100 ESG Sector Leaders Total Return Index 	This product is suitable for investors who are seeking* <ul style="list-style-type: none"> Returns that are commensurate with the performance of NYSE FANG + Total Return Index, subject to tracking error and foreign exchange movement Investments in equity securities covered by NYSE FANG + Total Return Index 	This product is suitable for investors who are seeking* <ul style="list-style-type: none"> Returns that are commensurate with the performance of S&P 500 Top 50 Total Return Index, subject to tracking error and foreign exchange movement. Investments in equity securities covered by S&P 500 Top 50 Total Return Index



*Investors should consult their financial advisers if they are not clear about the suitability of the product.

** For experience of Fund Managers refer page no. 126

Key Features	Mirae Asset Hang Seng TECH ETF NSE Symbol: MAHKTECH, BSE Scrip Code: 543414	Mirae Asset Nifty Bank ETF NSE Symbol: BANKETF, BSE Scrip Code: 543944	Mirae Asset Nifty IT ETF NSE Symbol: ITETF, BSE Scrip Code: 544006
Type of Scheme	Exchange Traded Fund (ETF) - An open ended scheme replicating/tracking Hang Seng TECH Total Return Index (INR)	Exchange Traded Fund (ETF) - An open ended scheme replicating/tracking Nifty Bank Total Return Index	Exchange Traded Fund (ETF) - An open-ended scheme replicating/tracking Nifty IT Total Return Index
Investment Objective	The investment objective of the scheme is to generate returns, before expenses, that are commensurate with the performance of the Hang Seng TECH Total Return Index (INR), subject to tracking error and forex movement. However, the Scheme does not guarantee or assure any returns. There is no assurance that the investment objective of the scheme will be achieved.	The investment objective of the scheme is to generate returns, before expenses, that are commensurate with the performance of the Nifty Bank Total Return Index, subject to tracking error. There is no assurance or guarantee that the investment objective of the scheme would be achieved.	The investment objective of the scheme is to generate returns, before expenses, that are commensurate with the performance of the Nifty IT Total Return Index, subject to tracking error. There is no assurance or guarantee that the investment objective of the scheme would be achieved.
Fund Manager **	Mr. Siddharth Srivastava (since December 06, 2021)	Ms. Ekta Gala (since July 20, 2023) Mr. Ritesh Patel (since March 12, 2025)	Ms. Ekta Gala (since October 20, 2023) Mr. Ritesh Patel (since March 12, 2025)
Allotment Date	6 th December 2021	20 th July 2023	20 th October 2023
Benchmark Index	Hang Seng TECH Index (TRI) (INR)	Nifty Bank Index (TRI)	Nifty IT (TRI)
Minimum Investment Amount	Market Maker: Application for subscription of Units directly with the Fund in Creation Unit Size at NAV based prices in exchange of Portfolio Deposit and Cash Component. Large Investors: Minimum amount of ₹25 crores for transacting directly with the AMC. Other investors (including Market Maker, Large Investors and Regulated Entities): Units of the Scheme can be subscribed (in lots of 1 Unit) during the trading hours on all trading days on the NSE and BSE on which the Units are listed. On exchange in multiple of 1 unit With AMC In multiples of 8,00,000 units.	Market Maker: Application for subscription of Units directly with the Fund in Creation Unit Size at NAV based prices in exchange of Portfolio Deposit and Cash Component. Large Investors: Minimum amount of ₹25 crores for transacting directly with the AMC. Other investors (including Market Maker, Large Investors and Regulated Entities): Units of the Scheme can be subscribed (in lots of 1 Unit) during the trading hours on all trading days on the NSE and BSE on which the Units are listed. On exchange In multiple of 1 units Directly with AMC In multiple of 10,000 units	Market Maker: Application for subscription of Units directly with the Fund in Creation Unit Size at NAV based prices in exchange of Portfolio Deposit and Cash Component. Large Investors: Minimum amount of ₹25 crores for transacting directly with the AMC. Other investors (including Market Maker, Large Investors and Regulated Entities): Units of the Scheme can be subscribed (in lots of 1 Unit) during the trading hours on all trading days on the NSE and BSE on which the Units are listed. On exchange in multiple of 1 unit With AMC In multiples of 1,20,000 units
Systematic Investment Plan (SIP)	NA	NA	NA
Load Structure	Exit Load: For investors transacting directly with the AMC: No Exit load will be levied on redemptions made by Market Makers/ Large Investors directly with the AMC. For investors transacting on the exchange: Not Applicable	Exit Load: For investors transacting directly with the AMC: No Exit load will be levied on redemptions made by Market Makers/ Large Investors directly with the AMC. For investors transacting on the exchange: Not Applicable	Exit Load: For investors transacting directly with the AMC: No Exit load will be levied on redemptions made by Market Makers/ Large Investors directly with the AMC. For investors transacting on the exchange: Not Applicable
Plans Available	The Scheme does not offer any Plans/Options for investment	The Scheme does not offer any Plans/Options for investment	The Scheme does not offer any Plans/Options for investment
Options Available	The Scheme does not offer any Plans/Options for investment	The Scheme does not offer any Plans/Options for investment	The Scheme does not offer any Plans/Options for investment
Monthly Average AUM (₹ Cr.)	377.7082	260.4710	101.7084
Monthly Total Expense Ratio (Including Statutory Levies) as on 31 March, 2026	0.62%	0.11%	0.10%
Product Labelling / Investment Objective	This product is suitable for investors who are seeking* <ul style="list-style-type: none"> Returns that are commensurate with the performance of Hang Seng TECH Total Return Index, subject to tracking error and foreign exchange movement Investments in equity securities covered by Hang Seng TECH Total Return Index 	The investment objective of the scheme is to generate returns, before expenses, that are commensurate with the performance of the Nifty Bank Total Return Index, subject to tracking error. There is no assurance or guarantee that the investment objective of the scheme would be achieved.	The investment objective of the scheme is to generate returns, before expenses, that are commensurate with the performance of the Nifty IT Total Return Index, subject to tracking error. There is no assurance or guarantee that the investment objective of the Scheme will be realized

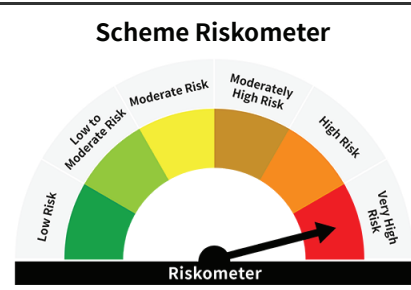


***Investors should consult their financial advisers if they are not clear about the suitability of the product.**

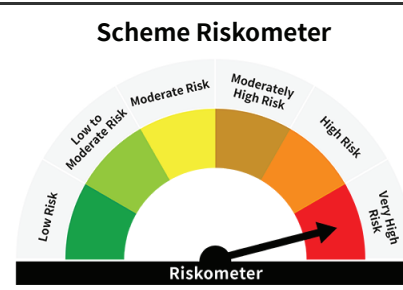
** For experience of Fund Managers refer page no. 126

@ Pursuant to notice cum addendum no. 25/2026, Fund Manager of the scheme has been changed with effect from March 25, 2026.

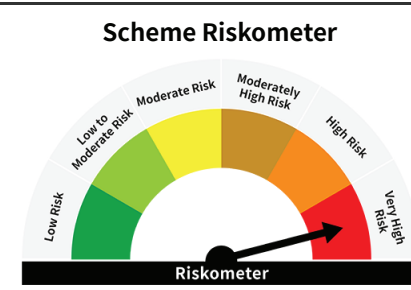
Key Features	Mirae Asset Nifty EV and New Age Automotive ETF NSE Symbol: EVINDIA , BSE Scrip Code: 544212	Mirae Asset Nifty PSU Bank ETF NSE Symbol: BANKPSU , BSE Scrip Code: 544266	Mirae Asset Nifty Metal ETF NSE Symbol: METAL , BSE Scrip Code: 544268
Type of Scheme	Exchange Traded Fund (ETF) - An open-ended scheme replicating/tracking Nifty EV and New Age Automotive Total Return Index	Exchange Traded Fund (ETF) - An open ended scheme replicating/tracking Nifty PSU Bank Total Return Index	Exchange Traded Fund (ETF) - An open ended scheme replicating/tracking Nifty Metal Total Return Index
Investment Objective	The investment objective of the scheme is to generate returns, before expenses, that are commensurate with the performance of the Nifty EV and New Age Automotive Total Return Index, subject to tracking error. The Scheme does not guarantee or assure any returns. There is no assurance or guarantee that the investment objective of the scheme would be achieved.	The investment objective of the scheme is to generate returns, before expenses, that are commensurate with the performance of the Nifty PSU Bank Total Return Index, subject to tracking error. The Scheme does not guarantee or assure any returns. There is no assurance that the investment objective of the scheme will be achieved.	The investment objective of the scheme is to generate returns, before expenses, that are commensurate with the performance of the Nifty Metal Total Return Index, subject to tracking error. The Scheme does not guarantee or assure any returns. There is no assurance that the investment objective of the scheme will be achieved.
Fund Manager **	Ms. Ekta Gala (since July 10, 2024) Mr. Vishal Singh@ (since March 25, 2026)	Ms. Ekta Gala (since October 01, 2024) Mr. Akshay Udeshi (since October 01, 2024)	Ms. Ekta Gala (since October 03, 2024) Mr. Akshay Udeshi (since October 03, 2024)
Allotment Date	10 th July 2024	1 st October 2024	3 rd October 2024
Benchmark Index	Nifty EV and New Age Automotive (TRI)	Nifty PSU Bank (TRI)	Nifty Metal (TRI)
Minimum Investment Amount	Market Maker: Application for subscription of Units directly with the Fund in Creation Unit Size at NAV based prices in exchange of Portfolio Deposit and Cash Component. Large Investors: Minimum amount of ₹25 crores for transacting directly with the AMC. Other investors (including Market Maker, Large Investors and Regulated Entities): Units of the Scheme can be subscribed (in lots of 1 Unit) during the trading hours on all trading days on the NSE and BSE on which the Units are listed. On exchange in multiple of 1 unit With AMC In multiples of 1,50,000 units	Market Maker: Application for subscription of Units directly with the Fund in Creation Unit Size at NAV based prices in exchange of Portfolio Deposit and Cash Component. Large Investors: Minimum amount of ₹25 crores for transacting directly with the AMC. Other investors (including Market Maker, Large Investors and Regulated Entities): Units of the Scheme can be subscribed (in lots of 1 Unit) during the trading hours on all trading days on the NSE and BSE on which the Units are listed. On exchange in multiple of 1 unit With AMC In multiples of 40,000 Units	Market Maker: Application for subscription of Units directly with the Fund in Creation Unit Size at NAV based prices in exchange of Portfolio Deposit and Cash Component. Large Investors: Minimum amount of ₹25 crores for transacting directly with the AMC. Other investors (including Market Maker, Large Investors and Regulated Entities): Units of the Scheme can be subscribed (in lots of 1 Unit) during the trading hours on all trading days on the NSE and BSE on which the Units are listed. On exchange in multiple of 1 unit With AMC In multiples of 3,00,000 units.
Systematic Investment Plan (SIP)	NA	NA	NA
Load Structure	Exit Load: For investors transacting directly with the AMC: No Exit load will be levied on redemptions made by Market Makers/ Large Investors directly with the AMC. For investors transacting on the exchange: Not Applicable	Exit Load: For investors transacting directly with the AMC: No Exit load will be levied on redemptions made by Market Makers/ Large Investors directly with the AMC. For investors transacting on the exchange: Not Applicable	Exit Load: For investors transacting directly with the AMC: No Exit load will be levied on redemptions made by Market Makers/ Large Investors directly with the AMC. For investors transacting on the exchange: Not Applicable
Plans Available	The Scheme does not offer any Plans/Options for investment	The Scheme does not offer any Plans/Options for investment	The Scheme does not offer any Plans/Options for investment
Options Available	The Scheme does not offer any Plans/Options for investment	The Scheme does not offer any Plans/Options for investment	The Scheme does not offer any Plans/Options for investment
Monthly Average AUM (₹ Cr.)	146.0918	60.4651	423.0104
Monthly Total Expense Ratio (Including Statutory Levies) as on 31 March, 2026	0.41%	0.19%	0.40%
Product Labelling / Investment Objective	This product is suitable for investors who are seeking* <ul style="list-style-type: none"> Returns that commensurate with performance of Nifty EV and New Age Automotive Total Return Index, subject to tracking error over long term Investments in equity securities covered by Nifty EV and New Age Automotive Total Return Index 	The investment objective of the scheme is to generate returns, before expenses, that are commensurate with the performance of the Nifty PSU Bank Total Return Index, subject to tracking error. The Scheme does not guarantee or assure any returns. There is no assurance that the investment objective of the scheme will be achieved. There is no assurance that the investment objective of the scheme will be achieved.	This product is suitable for investors who are seeking* <ul style="list-style-type: none"> Returns that commensurate with the performance of Nifty Metal Total Return Index, subject to tracking error over long term Investments in equity securities covered by Nifty Metal Total Return Index



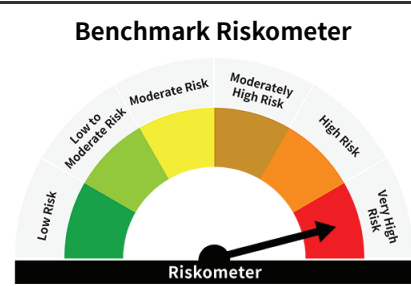
The risk of the scheme is Very High



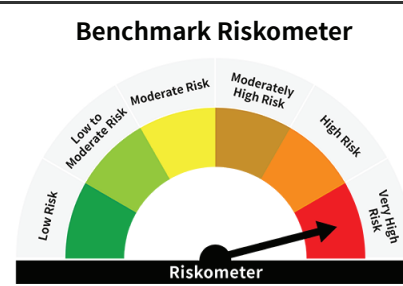
The risk of the scheme is Very High



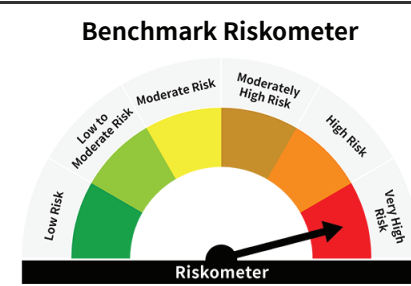
The risk of the scheme is Very High



The risk of the benchmark is Very High



The risk of the benchmark is Very High

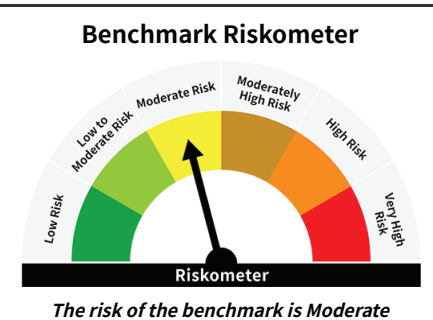
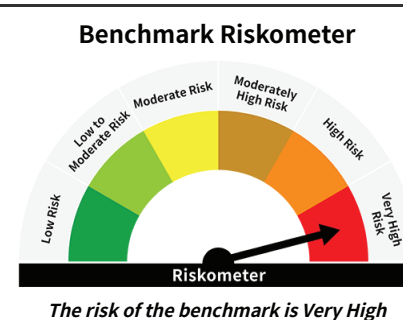
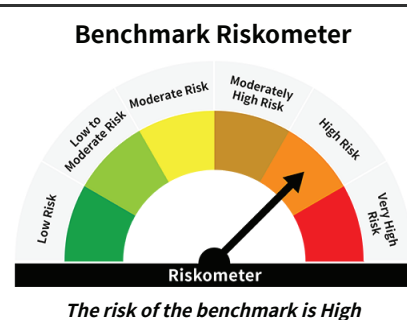
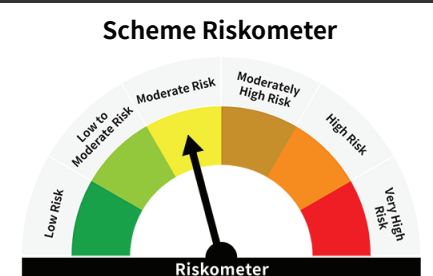
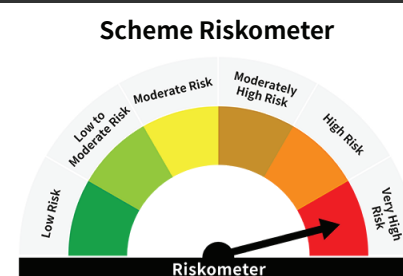
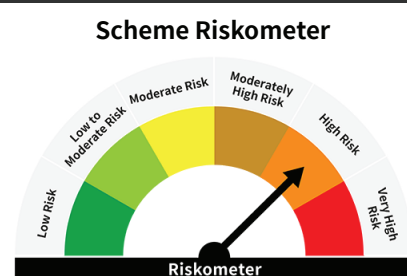


The risk of the benchmark is Very High

*Investors should consult their financial advisers if they are not clear about the suitability of the product.

** For experience of Fund Managers refer page no. 126

Key Features	Mirae Asset Gold ETF NSE Symbol: GOLDETF, BSE Scrip Code: 543781	Mirae Asset Silver ETF NSE Symbol: SILVERAG, BSE Scrip Code: 543922	Mirae Asset Nifty 8-13 yr G-Sec ETF NSE Symbol: GSEC10YEAR, BSE Scrip Code: 543875
Type of Scheme	Exchange Traded Fund (ETF) - An open ended scheme replicating/tracking Domestic Price of Gold	Exchange Traded Fund (ETF) - An open ended scheme replicating/tracking Domestic Price of Silver	Exchange Traded Fund (ETF) - An open ended Index Exchange Traded Fund tracking Nifty 8-13 yr G-Sec Index. Relatively High interest rate risk and Relatively Low Credit Risk
Investment Objective	To generate returns that are in line with the performance of physical gold in domestic prices, subject to tracking error. The Scheme does not guarantee or assure any returns. There is no assurance that the investment objective of the scheme will be achieved.	To generate returns that are in line with the performance of physical silver in domestic prices, subject to tracking error. The Scheme does not guarantee or assure any returns. There is no assurance that the investment objective of the scheme will be achieved.	The investment objective of the Scheme is to provide returns before expenses that correspond to the returns of Nifty 8-13 yr G-Sec Index, subject to tracking errors. There is no assurance that the investment objective of the scheme will be achieved.
Fund Manager **	Mr. Ritesh Patel (since February 20, 2023) Mr. Akshay Udeshi (Co-fund manager) (since August 28, 2023)	Mr. Ritesh Patel (since June 09, 2023) Mr. Akshay Udeshi (Co-fund manager) (since August 28, 2023)	Ms. Pranavi Kulkarni@ (since February 05, 2026)
Allotment Date	20 th February 2023	9 th June 2023	31 st March 2023
Benchmark Index	Domestic Price of Physical Gold	Domestic Price of Physical Silver (based on London Bullion Market association (LBMA) Silver daily spot fixing price.)	Nifty 8-13 yr G-Sec Index
Minimum Investment Amount	Market Maker: Application for subscription of Units directly with the Fund in Creation Unit Size at NAV based prices in exchange of Portfolio Deposit and Cash Component. Large Investors: Minimum amount of ₹25 crores for transacting directly with the AMC. Other investors (including Market Maker, Large Investors and Regulated Entities): Units of the Scheme can be subscribed (in lots of 1 Unit) during the trading hours on all trading days on the NSE and BSE on which the Units are listed. On exchange In multiple of 1 units Directly with AMC In multiple of 1,10,000 units	Market Maker: Application for subscription of Units directly with the Fund in Creation Unit Size at NAV based prices in exchange of Portfolio Deposit and Cash Component. Large Investors: Minimum amount of ₹25 crores for transacting directly with the AMC. Other investors (including Market Maker, Large Investors and Regulated Entities): Units of the Scheme can be subscribed (in lots of 1 Unit) during the trading hours on all trading days on the NSE and BSE on which the Units are listed. On exchange in multiple of 1 unit With AMC In multiples of 30,000 units	Market Maker: Application for subscription of Units directly with the Fund in Creation Unit Size at NAV based prices in exchange of Portfolio Deposit and Cash Component. Large Investors: Minimum amount of ₹25 crores for transacting directly with the AMC. Other investors (including Market Maker, Large Investors and Regulated Entities): Units of the Scheme can be subscribed (in lots of 1 Unit) during the trading hours on all trading days on the NSE and BSE on which the Units are listed. On exchange in multiple of 1 unit With AMC In multiples of 2,50,000 units
Systematic Investment Plan (SIP)	NA	NA	NA
Load Structure	Exit Load: For investors transacting directly with the AMC: No Exit load will be levied on redemptions made by Market Makers/ Large Investors directly with the AMC. For investors transacting on the exchange: Not Applicable	Exit Load: For investors transacting directly with the AMC: No Exit load will be levied on redemptions made by Market Makers/ Large Investors directly with the AMC. For investors transacting on the exchange: Not Applicable	Exit Load: For investors transacting directly with the AMC: No Exit load will be levied on redemptions made by Market Makers/ Large Investors directly with the AMC. For investors transacting on the exchange: Not Applicable
Plans Available	The Scheme does not offer any Plans/Options for investment	The Scheme does not offer any Plans/Options for investment	The Scheme does not offer any Plans/Options for investment
Options Available	The Scheme does not offer any Plans/Options for investment	The Scheme does not offer any Plans/Options for investment	The Scheme does not offer any Plans/Options for investment
Monthly Average AUM (₹ Cr.)	3,220.7626	989.4381	94.2720
Monthly Total Expense Ratio (Including Statutory Levies) as on 31 March, 2026	0.34%	0.34%	0.11%
Product Labelling / Investment Objective	To generate returns that are in line with the performance of physical gold in domestic prices, subject to tracking error. The Scheme does not guarantee or assure any returns. There is no assurance that the investment objective of the scheme will be achieved.	To generate returns that are in line with the performance of physical silver in domestic prices, subject to tracking error. The Scheme does not guarantee or assure any returns. There is no assurance that the investment objective of the scheme will be achieved.	The investment objective of the Scheme is to provide returns before expenses that correspond to the returns of Nifty 8-13 yr G-Sec Index, subject to tracking errors. There is no assurance that the investment objective of the scheme will be achieved. There is no assurance or guarantee that the investment objective of the scheme will be achieved.



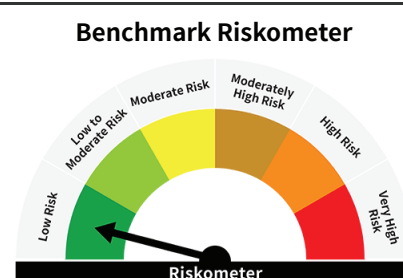
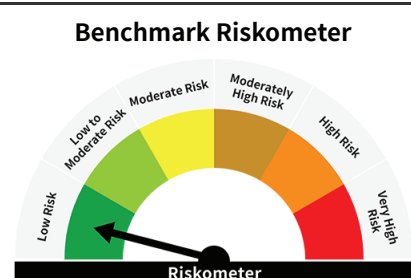
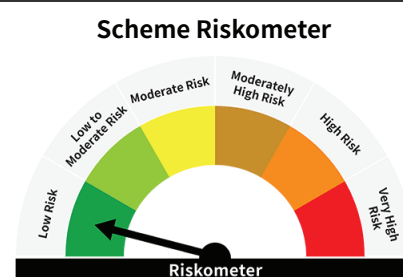
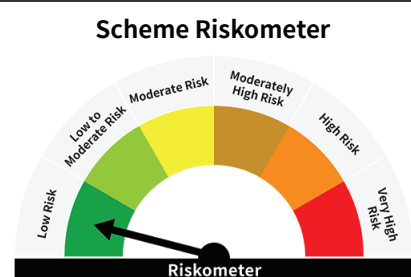
Potential Risk Class Matrix (PRC)			
Credit Risk - Interest Rate Risk	Relatively Low (Class A)	Moderate (Class B)	Relatively High (Class C)
Relatively Low (Class I)			
Moderate (Class II)			
Relatively High (Class III)	A-III		

*Investors should consult their financial advisers if they are not clear about the suitability of the product.

** For experience of Fund Managers refer page no. 126

@ Pursuant to notice cum addendum no. 12/2026, Fund Manager of the scheme has been changed with effect from February 05, 2026.

Key Features	Mirae Asset Nifty 1D Rate Liquid ETF - IDCW* Formerly Known as Mirae Asset Nifty 1D Rate Liquid ETF NSE Symbol: LIQUID , BSE Scrip Code: 543946	Mirae Asset Nifty 1D Rate Liquid ETF - Growth NSE Symbol: LIQUIDPLUS , BSE Scrip Code: 544284
Type of Scheme	Exchange Traded Fund (ETF) - An open ended listed liquid scheme in the form of an Exchange Traded Fund tracking Nifty 1D Rate Index, with daily Income Distribution cum capital withdrawal (IDCW) and compulsory Reinvestment of IDCW option. A relatively low interest rate risk and relatively low credit risk	Exchange Traded Fund (ETF) - An open-ended listed liquid scheme in the form of an Exchange Traded Fund tracking Nifty 1D Rate Index, with growth option. A relatively low interest rate risk and relatively low credit risk
Investment Objective	The investment objective is to seek to provide current income, commensurate with low risk while providing a high level of liquidity through a portfolio of Tri-Party Repo on Government Securities or T-bills / Repo & Reverse Repo. The Scheme endeavors to provide returns that before expenses, closely correspond to the returns of Nifty 1D Rate Index subject to tracking errors. There is no assurance that the investment objective of the scheme will be achieved.	The investment objective is to seek to provide current income, commensurate with low risk while providing a high level of liquidity through a portfolio of Tri-Party Repo on Government Securities or T-bills / Repo & Reverse Repo. The Scheme endeavors to provide returns that before expenses, closely correspond to the returns of Nifty 1D Rate Index subject to tracking errors. However, the Scheme does not assure or guarantee any returns. There is no assurance that the investment objective of the Scheme will be achieved.
Fund Manager **	Mr. Krishnpal Yadav (since September 22, 2025)	Mr. Krishnpal Yadav (since September 22, 2025)
Allotment Date	27 th July 2023	7 th November 2024
Benchmark Index	Nifty 1D Rate Index	Nifty 1D Rate Index
Minimum Investment Amount	Market Maker: Application for subscription of Units directly with the Fund in Creation Unit Size at NAV based prices in exchange of Portfolio Deposit and Cash Component. Large Investors: Minimum amount of ₹25 crores for transacting directly with the AMC. Other investors (including Market Maker, Large Investors and Regulated Entities): Units of the Scheme can be subscribed (in lots of 1 Unit) during the trading hours on all trading days on the NSE and BSE on which the Units are listed. On exchange in multiple of 1 unit With AMC In multiples of 2,500 units	Market Maker: Application for subscription of Units directly with the Fund in Creation Unit Size at NAV based prices in exchange of Portfolio Deposit and Cash Component. Large Investors: Minimum amount of ₹25 crores for transacting directly with the AMC. Other investors (including Market Maker, Large Investors and Regulated Entities): Units of the Scheme can be subscribed (in lots of 1 Unit) during the trading hours on all trading days on the NSE and BSE on which the Units are listed. On exchange in multiple of 1 unit With AMC In multiples of 2,500 units.
Systematic Investment Plan (SIP)	NA	NA
Load Structure	Exit Load: For investors transacting directly with the AMC: No Exit load will be levied on redemptions made by Market Makers/ Large Investors directly with the AMC. For investors transacting on the exchange: Not Applicable	Exit Load: For investors transacting directly with the AMC: No Exit load will be levied on redemptions made by Market Makers/ Large Investors directly with the AMC. For investors transacting on the exchange: Not Applicable
Plans Available	The Scheme does not offer any Plans/Options for investment	The Scheme does not offer any Plans/Options for investment
Options Available	The Scheme does not offer any Plans/Options for investment	The Scheme does not offer any Plans/Options for investment
Monthly Average AUM (₹ Cr.)	504.5498	809.4426
Monthly Total Expense Ratio (Including Statutory Levies) as on 31 March, 2026	0.29%	0.16%
Product Labelling / Investment Objective	The investment objective is to seek to provide current income, commensurate with low risk while providing a high level of liquidity through a portfolio of Tri-Party Repo on Government Securities or T-bills / Repo & Reverse Repo. The Scheme endeavors to provide returns that before expenses, closely correspond to the returns of Nifty 1D Rate Index subject to tracking errors. There is no assurance that the investment objective of the scheme will be achieved.	The investment objective is to seek to provide current income, commensurate with low risk while providing a high level of liquidity through a portfolio of Tri-Party Repo on Government Securities or T-bills / Repo & Reverse Repo. The Scheme endeavors to provide returns that before expenses, closely correspond to the returns of Nifty 1D Rate Index subject to tracking errors. However, the Scheme does not assure or guarantee any returns. There is no assurance that the investment objective of the Scheme will be achieved.



Potential Risk Class Matrix (PRC)			
Credit Risk - Interest Rate Risk	Relatively Low (Class A)	Moderate (Class B)	Relatively High (Class C)
Relatively Low (Class I)	A-I		
Moderate (Class II)			
Relatively High (Class III)			

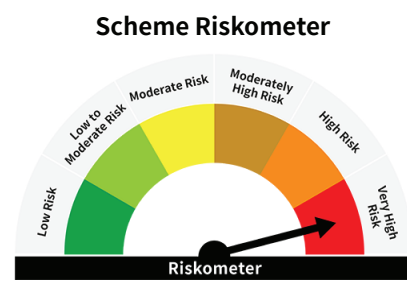
Potential Risk Class Matrix (PRC)			
Credit Risk - Interest Rate Risk	Relatively Low (Class A)	Moderate (Class B)	Relatively High (Class C)
Relatively Low (Class I)	A-I		
Moderate (Class II)			
Relatively High (Class III)			

***Investors should consult their financial advisers if they are not clear about the suitability of the product.**

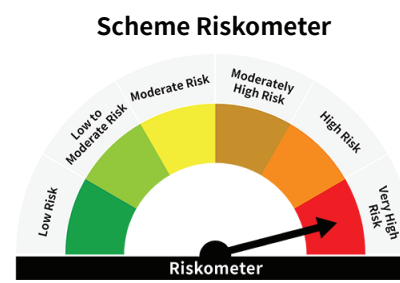
** For experience of Fund Managers refer page no. 126

*Pursuant to notice cum addendum no. 54/2024, the name of scheme of Mirae Asset Mutual Fund has been changed with effect from October 23, 2024.

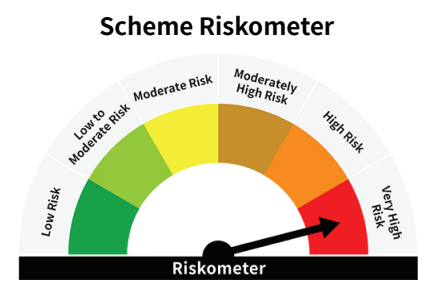
Key Features	Mirae Asset Diversified Equity Allocator Passive FOF* Formerly Known as Mirae Asset Equity Allocator Fund of Fund	Mirae Asset Nifty 100 ESG Sector Leaders Fund of Fund	Mirae Asset NYSE FANG + ETF Fund of Fund
Type of Scheme	Fund of Fund - An open ended fund of fund scheme predominantly investing in units of domestic equity ETFs	Fund of Fund - An open ended fund of fund scheme predominantly investing in Mirae Asset Nifty 100 ESG Sector Leaders ETF	Fund of Fund - An open ended fund of fund scheme predominantly investing in Mirae Asset NYSE FANG + ETF
Investment Objective	The investment objective of the scheme is to provide long-term capital appreciation from a portfolio investing predominantly in units of domestic equity ETFs. There is no assurance that the investment objective of the Scheme will be realized.	The investment objective of the scheme is to provide long-term capital appreciation from a portfolio investing predominantly in units of Mirae Asset Nifty 100 ESG Sector Leaders ETF. There is no assurance that the investment objective of the Scheme will be realized.	The investment objective of the scheme is to generate returns, before expenses, that are commensurate with the performance of the NYSE FANG+ Total Return Index, subject to tracking error and forex movement. The Scheme does not guarantee or assure any returns. There is no assurance or guarantee that the investment objective of the scheme would be achieved.
Fund Manager **	Mr. Siddharth Srivastava@ (since January 01, 2026)	Ms. Ekta Gala (since November 18, 2020) Mr. Vishal Singh@@ (since March 25, 2026)	Ms. Ekta Gala (since May 10, 2021) Mr. Akshay Udeshi (since March 12, 2025)
Allotment Date	21 st September 2020	18 th November 2020	10 th May 2021
Benchmark Index	Nifty 200 Index (TRI)	Nifty 100 ESG Sector Leaders Index (TRI)	NYSE FANG + Index (TRI) (INR)
Minimum Investment Amount	₹5,000/- and in multiples of ₹1/- thereafter. Minimum Additional Application Amount: ₹1,000/- per application and in multiples of ₹1/- thereafter	₹5,000/- and in multiples of ₹1/- thereafter. Minimum Additional Application Amount: ₹1,000/- per application and in multiples of ₹1/- thereafter	₹5,000/- and in multiples of ₹1/- thereafter. Minimum Additional Application Amount: ₹1,000/- per application and in multiples of ₹1/- thereafter
Systematic Investment Plan (SIP)	Daily, Monthly and Quarterly: Minimum of ₹99/- (multiples of ₹1/- thereafter), minimum 5 in case of Daily / Monthly / Quarterly option.	Daily, Monthly and Quarterly: Minimum of ₹99/- (multiples of ₹1/- thereafter), minimum 5 in case of Daily / Monthly / Quarterly option.	Daily, Monthly and Quarterly: Minimum of ₹99/- (multiples of ₹1/- thereafter), minimum 5 in case of Daily / Monthly / Quarterly option.
Load Structure	Exit Load: if redeemed or switched out within 5 calendar days from the date of allotment: 0.05% if redeemed or switched out after 5 days from date of allotment: Nil	Exit Load: if redeemed or switched out within 15 days from the date of allotment: 0.05% if redeemed or switched out after 15 days from date of allotment: Nil.	Exit Load: If redeemed within 3 months from the date of allotment: 0.50% If redeemed after 3 months from the date of allotment: NIL
Plans Available	Regular Plan and Direct Plan	Regular Plan and Direct Plan	Regular Plan and Direct Plan
Options Available	Growth Option and IDCW Option (Payout & Re-investment)	Growth Option and IDCW Option (Payout & Re-investment)	Growth Option
Monthly Average AUM (₹ Cr.)	942.808	83.366	2,100.846
Monthly Total Expense Ratio (Including Statutory Levies) as on 31 March, 2026	Regular Plan: 0.12% Direct Plan: 0.07%	Regular Plan: 0.47% Direct Plan: 0.06%	Regular Plan: 0.45% Direct Plan: 0.08%
Product Labelling / Investment Objective	This product is suitable for investors who are seeking* <ul style="list-style-type: none"> To generate long term capital appreciation/income Investments predominantly in units of equity Exchange Traded Funds 	This product is suitable for investors who are seeking* <ul style="list-style-type: none"> To generate long term capital appreciation/income Investments predominantly in units of Mirae Asset Nifty 100 ESG Sector Leaders ETF 	This product is suitable for investors who are seeking* <ul style="list-style-type: none"> To generate long term capital appreciation/income Investments predominantly in units of Mirae Asset NYSE FANG + ETF



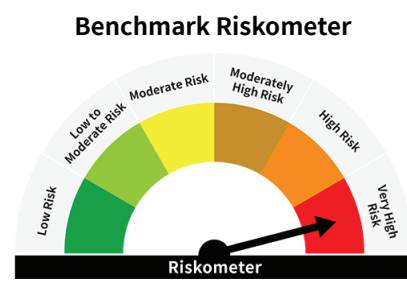
The risk of the scheme is Very High



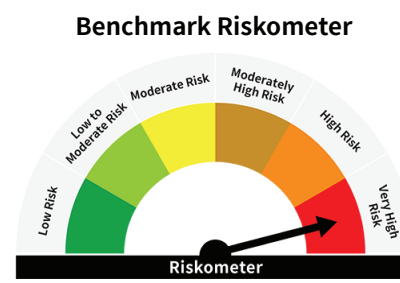
The risk of the scheme is Very High



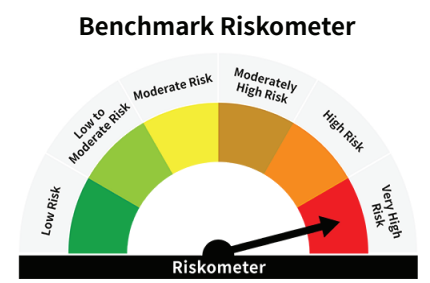
The risk of the scheme is Very High



The risk of the benchmark is Very High



The risk of the benchmark is Very High



The risk of the benchmark is Very High

*Investors should consult their financial advisers if they are not clear about the suitability of the product.

** For experience of Fund Managers refer page no. 126

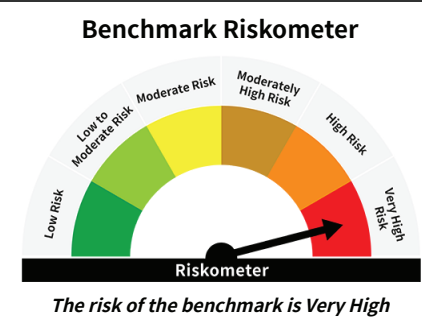
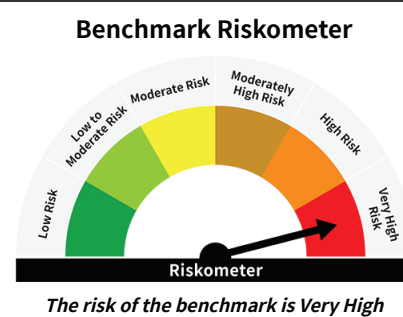
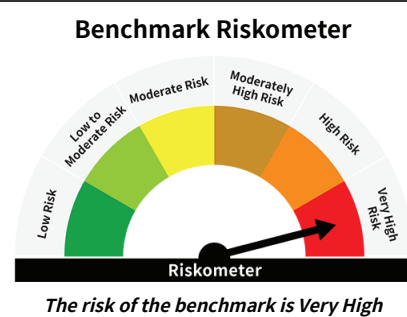
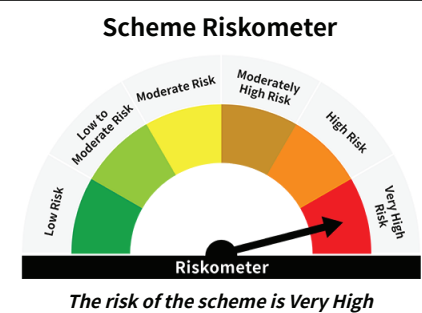
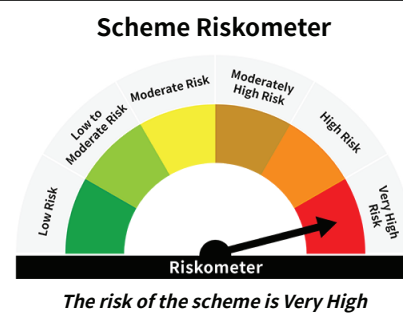
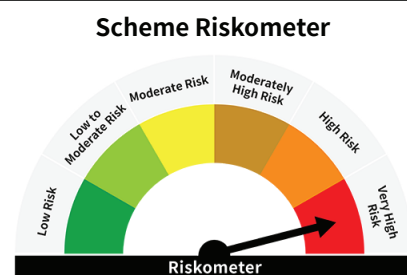
Investors may note that they have to bear the cost of the underlying scheme in addition to the TER of the scheme for Fund of Fund Scheme.

* Pursuant to notice cum addendum no. 29/2025, the name of scheme of Mirae Asset Mutual Fund has been changed with effect from May 06, 2025.

@ Pursuant to notice cum addendum no. 83/2025, Fund Manager of the scheme has been changed with effect from January 01, 2026.

@@ Pursuant to notice cum addendum no. 25/2026, Fund Manager of the scheme has been changed with effect from March 25, 2026.

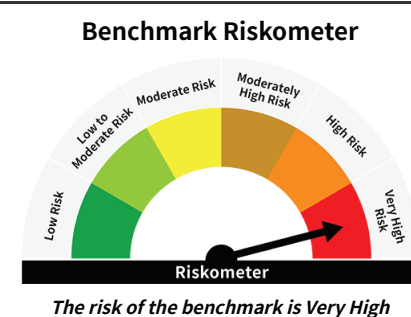
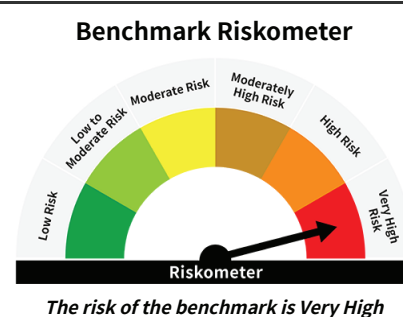
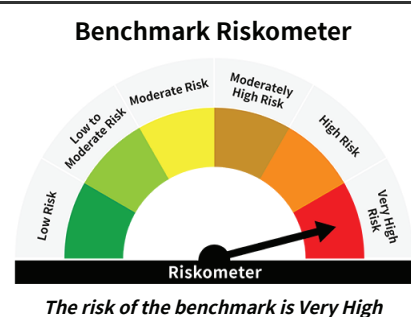
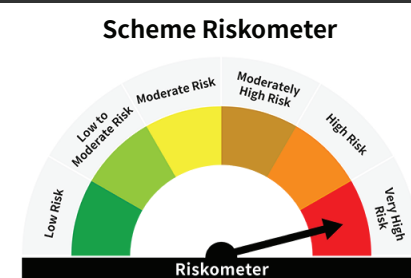
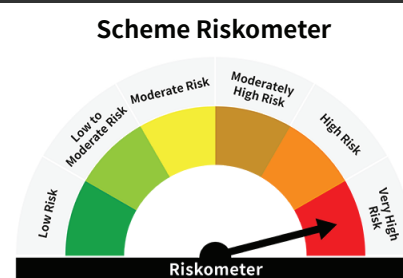
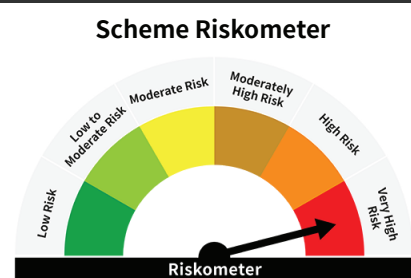
Key Features	Mirae Asset S&P 500 TOP 50 ETF Fund of Fund	Mirae Asset Hang Seng TECH ETF Fund of Fund	Mirae Asset Nifty India Manufacturing ETF Fund of Fund
Type of Scheme	Fund of Fund - An open ended fund of fund scheme predominantly investing in units of Mirae Asset S&P 500 Top 50 ETF	Fund of Fund - An open ended fund of fund scheme predominantly investing in units of Mirae Asset Hang Seng TECH ETF	Fund of Fund - An open ended fund of fund scheme predominantly investing in units of Mirae Asset Nifty India Manufacturing ETF
Investment Objective	The investment objective of the scheme is to provide long-term capital appreciation from a portfolio investing predominantly in units of Mirae Asset S&P 500 Top 50 ETF. There is no assurance that the investment objective of the Scheme will be realized.	The investment objective of the scheme is to provide long-term capital appreciation from a portfolio investing predominantly in units of Mirae Asset Hang Seng TECH ETF. There is no assurance that the investment objective of the Scheme will be achieved.	The investment objective of the scheme is to provide long-term capital appreciation from a portfolio investing predominantly in units of Mirae Asset Nifty India Manufacturing ETF. There is no assurance that the investment objective of the Scheme will be realized.
Fund Manager **	Ms. Ekta Gala (since September 22, 2021) Mr. Akshay Udeshi (since March 12, 2025)	Ms. Ekta Gala (since December 08, 2021) Mr. Akshay Udeshi (since March 12, 2025)	Ms. Ekta Gala (since January 31, 2022) Mr. Vishal Singh@ (since March 25, 2026)
Allotment Date	22 nd September 2021	8 th December 2021	31 st January 2022
Benchmark Index	S&P 500 Top 50 Index (TRI) (INR)	Hang Seng TECH (TRI) (INR)	Nifty India Manufacturing Index (TRI)
Minimum Investment Amount	₹5,000/- and in multiples of ₹1/- thereafter. Minimum Additional Application Amount: ₹1,000/- per application and in multiples of ₹1/- thereafter	₹5,000/- and in multiples of ₹1/- thereafter. Minimum Additional Application Amount: ₹1,000/- per application and in multiples of ₹1/- thereafter	₹5,000/- and in multiples of ₹1/- thereafter. Minimum Additional Application Amount: ₹1,000/- per application and in multiples of ₹1/- thereafter
Systematic Investment Plan (SIP)	Daily, Monthly and Quarterly: Minimum of ₹99/- (multiples of ₹1/- thereafter), minimum 5 in case of Daily / Monthly / Quarterly option.	Daily, Monthly and Quarterly: Minimum of ₹99/- (multiples of ₹1/- thereafter), minimum 5 in case of Daily / Monthly / Quarterly option.	Daily, Monthly and Quarterly: Minimum of ₹99/- (multiples of ₹1/- thereafter), minimum 5 in case of Daily / Monthly / Quarterly option.
Load Structure	Exit Load: If redeemed within 3 months from the date of allotment: 0.50% If redeemed after 3 months from the date of allotment: NIL	Exit Load: If redeemed within 3 months from the date of allotment: 0.50% If redeemed after 3 months from the date of allotment: NIL.	Exit Load: if redeemed or switched out within 15 days from the date of allotment: 0.05% if redeemed or switched out after 15 days from date of allotment: Nil.
Plans Available	Regular Plan and Direct Plan	Regular Plan and Direct Plan	Regular Plan and Direct Plan
Options Available	Growth Option	Growth Option	Growth Option and IDCW Option (Payout & Re-investment)
Monthly Average AUM (₹ Cr.)	732.684	78.937	111.082
Monthly Total Expense Ratio (Including Statutory Levies) as on 31 March, 2026	Regular Plan: 0.50% Direct Plan: 0.11%	Regular Plan: 0.53% Direct Plan: 0.07%	Regular Plan: 0.44% Direct Plan: 0.07%
Product Labelling / Investment Objective	This product is suitable for investors who are seeking* <ul style="list-style-type: none"> To generate long term capital appreciation/income Investments predominantly in units of Mirae Asset S&P 500 Top 50 ETF 	This product is suitable for investors who are seeking* <ul style="list-style-type: none"> To generate long-term capital appreciation/income Investments predominantly in units of Mirae Asset Hang Seng TECH ETF 	The investment objective of the scheme is to provide long-term capital appreciation from a portfolio investing predominantly in units of Mirae Asset Nifty India Manufacturing ETF. There is no assurance that the investment objective of the Scheme will be realized.



*Investors should consult their financial advisers if they are not clear about the suitability of the product.

** For experience of Fund Managers refer page no. 126
Investors may note that they have to bear the cost of the underlying scheme in addition to the TER of the scheme for Fund of Fund Scheme.
@ Pursuant to notice cum addendum no. 25/2026, Fund Manager of the scheme has been changed with effect from March 25, 2026.

Key Features	Mirae Asset Global X Artificial Intelligence & Technology ETF Fund of Fund	Mirae Asset Global Electric & Autonomous Vehicles Equity Passive FOF* Formerly Known as Mirae Asset Global Electric & Autonomous Vehicles ETFs Fund of Fund	Mirae Asset Nifty Smallcap 250 Momentum Quality 100 ETF Fund Of Fund
Type of Scheme	Fund of Fund - An open ended fund of fund scheme investing in units of Global X Artificial Intelligence & Technology ETF	Fund of Fund - An open-ended fund of fund scheme investing in overseas equity Exchange Traded Funds which are based on companies involved in development of Electric & Autonomous Vehicles and related technology, components and materials	Fund of Fund - An open ended fund of fund scheme investing in units of Mirae Asset Nifty Smallcap 250 Momentum Quality 100 ETF
Investment Objective	The investment objective of the scheme is to provide long-term capital appreciation from a portfolio investing in units of Global X Artificial Intelligence & Technology ETF. There is no assurance that the investment objective of the Scheme will be realized and the Scheme does not assure or guarantee any returns.	The investment objective of the scheme is to provide long-term capital appreciation from a portfolio investing in units of overseas equity ETFs which are based on companies involved in development of Electric & Autonomous Vehicles and related technology, components and materials. There is no assurance that the investment objective of the Scheme would be achieved.	The investment objective of the scheme is to provide long-term capital appreciation from a portfolio investing in units of Mirae Asset Nifty Smallcap 250 Momentum Quality 100 ETF. There is no assurance that the investment objective of the Scheme will be realized.
Fund Manager **	Mr. Siddharth Srivastava (since September 07, 2022)	Mr. Siddharth Srivastava (since September 07, 2022)	Ms. Ekta Gala (since March 01, 2024) Mr. Akshay Udeshi (since March 12, 2025)
Allotment Date	7 th September 2022	7 th September 2022	1 st March 2024
Benchmark Index	Indxx Artificial Intelligence & Big Data Index (TRI) (INR)	Solactive Autonomous & Electric Vehicles Index (TRI) (INR)	Nifty Smallcap 250 Momentum Quality 100 (TRI)
Minimum Investment Amount	₹5,000/- and in multiples of ₹1/- thereafter. Minimum Additional Application Amount: ₹1,000/- per application and in multiples of ₹1/- thereafter	₹5,000/- and in multiples of ₹1/- thereafter. Minimum Additional Application Amount: ₹1,000/- per application and in multiples of ₹1/- thereafter	₹5,000/- and in multiples of ₹1/- thereafter. Minimum Additional Application Amount: ₹1,000/- per application and in multiples of ₹1/- thereafter
Systematic Investment Plan (SIP)	Daily, Monthly and Quarterly: Minimum of ₹99/- (multiples of ₹1/- thereafter), minimum 5 in case of Daily / Monthly / Quarterly option.	Daily, Monthly and Quarterly: Minimum of ₹99/- (multiples of ₹1/- thereafter), minimum 5 in case of Daily / Monthly / Quarterly option.	Daily, Monthly and Quarterly: Minimum of ₹99/- (multiples of ₹1/- thereafter), minimum 5 in case of Daily / Monthly / Quarterly option.
Load Structure	Exit Load: If redeemed within 1 year (365 days) from the date of allotment: 1% If redeemed after 1 year (365 days) from the date of allotment: NIL.	Exit Load: If redeemed within 1 year (365 days) from the date of allotment: 1% If redeemed after 1 year (365 days) from the date of allotment: NIL.	Exit Load: if redeemed or switched out within 15 days from the date of allotment: 0.05% if redeemed or switched out after 15 days from date of allotment: Nil.
Plans Available	Regular Plan and Direct Plan	Regular Plan and Direct Plan	Regular Plan and Direct Plan
Options Available	Growth Option	Growth Option	Growth Option and IDCW Option (Payout & Re-investment)
Monthly Average AUM (₹ Cr.)	365.912	60.761	196.621
Monthly Total Expense Ratio (Including Statutory Levies) as on 31 March, 2026	Regular Plan: 0.41% Direct Plan: 0.27%	Regular Plan: 0.54% Direct Plan: 0.22%	Regular Plan: 0.66% Direct Plan: 0.20%
Product Labelling / Investment Objective	This product is suitable for investors who are seeking* <ul style="list-style-type: none"> To generate long-term capital appreciation/income Investments in Global X Artificial Intelligence & Technology ETF 	This product is suitable for investors who are seeking* <ul style="list-style-type: none"> To generate long-term capital appreciation/income Investments in units of equity ETFs which are based on companies involved in development of Electric & Autonomous Vehicles and related technology, components and materials 	This product is suitable for investors who are seeking* <ul style="list-style-type: none"> Investments predominantly in units of Mirae Asset Nifty Smallcap 250 Momentum Quality 100 ETF To generate long-term capital appreciation/income



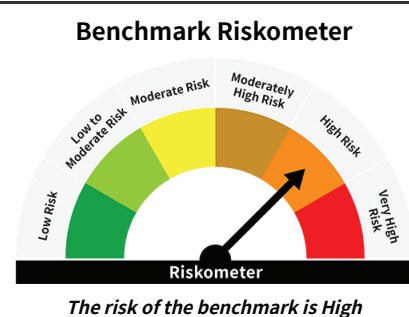
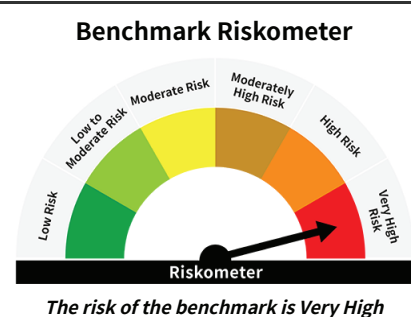
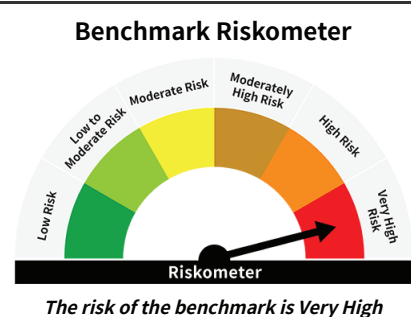
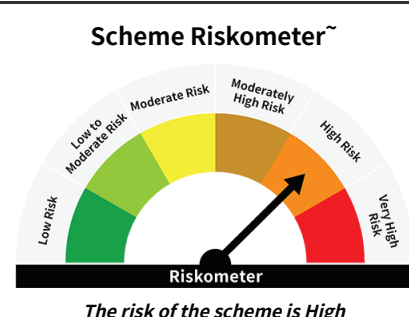
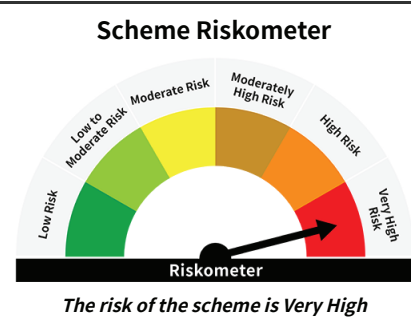
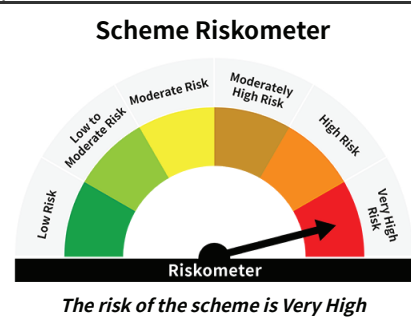
*Investors should consult their financial advisers if they are not clear about the suitability of the product.

** For experience of Fund Managers refer page no. 126

Investors may note that they have to bear the cost of the underlying scheme in addition to the TER of the scheme for Fund of Fund Scheme.

* Pursuant to notice cum addendum no. 29/2025, the name of scheme of Mirae Asset Mutual Fund has been changed with effect from May 06, 2025.

Key Features	Mirae Asset Nifty MidSmallcap400 Momentum Quality 100 ETF Fund of Fund	Mirae Asset Nifty 200 Alpha 30 ETF Fund of Fund	Mirae Asset Gold ETF Fund of Fund
Type of Scheme	Fund of Fund - An open ended fund of fund scheme investing in units of Mirae Asset Nifty MidSmallcap400 Momentum Quality 100 ETF	Fund of Fund - An open-ended fund of fund scheme investing in units of Mirae Asset Nifty200 Alpha 30 ETF	Fund of Fund - An open ended fund of fund scheme investing in units of Mirae Asset Gold ETF
Investment Objective	The investment objective of the scheme is to provide long-term capital appreciation from a portfolio investing in units of Mirae Asset Nifty MidSmallcap400 Momentum Quality 100 ETF. There is no assurance that the investment objective of the Scheme will be achieved.	The investment objective of the scheme is to provide long-term capital appreciation from a portfolio investing in units of Mirae Asset Nifty200 Alpha 30 ETF. There is no assurance that the investment objective of the Scheme will be achieved.	The investment objective of the scheme is to provide long-term capital appreciation from a portfolio investing in units of Mirae Asset Gold ETF. The Scheme does not guarantee or assure any returns. There is no assurance that the investment objective of the scheme will be achieved.
Fund Manager **	Ms. Ekta Gala (since May 30, 2024) Mr. Akshay Udeshi (since March 12, 2025)	Ms. Ekta Gala (since July 26, 2024) Mr. Akshay Udeshi (since March 12, 2025)	Mr. Ritesh Patel (since October 25, 2024) Mr. Akshay Udeshi (Co- Fund Manager) (since October 25, 2024)
Allotment Date	30 th May 2024	26 th July 2024	25 th October 2024
Benchmark Index	Nifty MidSmallcap400 Momentum Quality 100 (TRI)	Nifty 200 Alpha 30 (TRI)	Domestic Price of physical gold
Minimum Investment Amount	₹5,000/- and in multiples of ₹1/- thereafter. Minimum Additional Application Amount: ₹1,000/- per application and in multiples of ₹1/- thereafter	₹5,000/- and in multiples of ₹1/- thereafter. Minimum Additional Application Amount: ₹1,000/- per application and in multiples of ₹1/- thereafter	₹5,000/- and in multiples of ₹1/- thereafter. Minimum Additional Application Amount: ₹1,000/- per application and in multiples of ₹1/- thereafter
Systematic Investment Plan (SIP)	Daily, Monthly and Quarterly: Minimum of ₹99/- (multiples of ₹1/- thereafter), minimum 5 in case of Daily / Monthly / Quarterly option.	Daily, Monthly and Quarterly: Minimum of ₹99/- (multiples of ₹1/- thereafter), minimum 5 in case of Daily / Monthly / Quarterly option.	Daily, Monthly and Quarterly: Minimum of ₹99/- (multiples of ₹1/- thereafter), minimum 5 in case of Daily / Monthly / Quarterly option.
Load Structure	Exit Load: if redeemed or switched out within 15 days from the date of allotment: 0.05% if redeemed or switched out after 15 days from date of allotment: Nil.	Exit Load: if redeemed or switched out within 15 days from the date of allotment: 0.05% if redeemed or switched out after 15 days from date of allotment: Nil.	Exit Load: If redeemed or switched out within 15 calendar days from the date of allotment: 0.05%. - If redeemed or switched out after 15 days from date of allotment: NIL.
Plans Available	Regular Plan and Direct Plan	Regular Plan and Direct Plan	Regular Plan and Direct Plan
Options Available	Growth Option and IDCW Option (Payout & Re-investment)	Growth Option and IDCW Option (Payout & Re-investment)	Growth Option and IDCW Option (Payout & Re-investment)
Monthly Average AUM (₹ Cr.)	229.846	174.549	493.184
Monthly Total Expense Ratio (Including Statutory Levies) as on 31 March, 2026	Regular Plan: 0.61% Direct Plan: 0.11%	Regular Plan: 0.63% Direct Plan: 0.11%	Regular Plan: 0.70% Direct Plan: 0.12%
Product Labelling / Investment Objective	This product is suitable for investors who are seeking* <ul style="list-style-type: none"> Investments predominantly in units of Mirae Asset Nifty Midsmallcap400 Momentum Quality 100 ETF To generate long-term capital appreciation/income 	This product is suitable for investors who are seeking* <ul style="list-style-type: none"> Investments predominantly in units of Mirae Asset Nifty200 Alpha 30 ETF To generate long-term capital appreciation/ income 	To generate returns that are in line with the performance of physical gold in domestic prices, subject to tracking error. The Scheme does not guarantee or assure any returns. There is no assurance that the investment objective of the Scheme will be achieved.



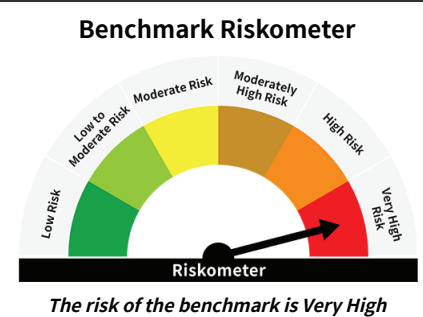
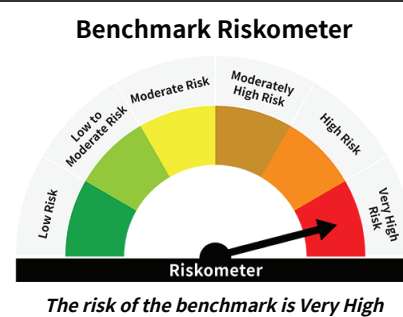
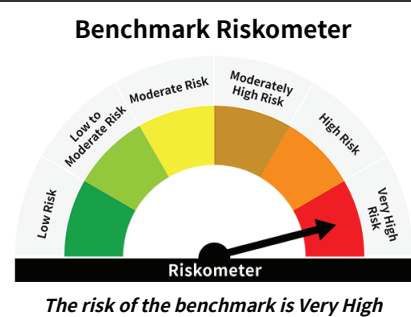
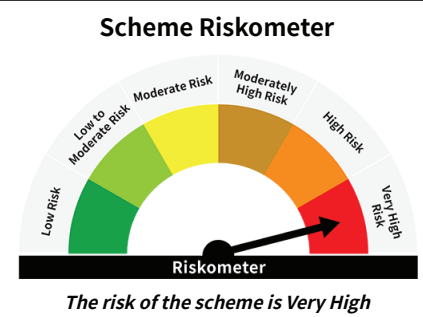
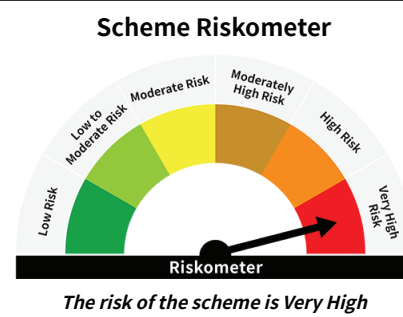
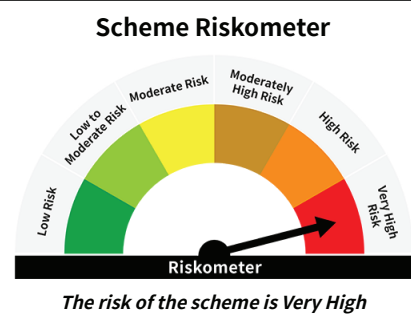
*Investors should consult their financial advisers if they are not clear about the suitability of the product.

** For experience of Fund Managers refer page no. 126

~As per notice cum addendum no. 27/2026 riskometer of the scheme has changed.

Investors may note that they have to bear the cost of the underlying scheme in addition to the TER of the scheme for Fund of Fund Scheme.

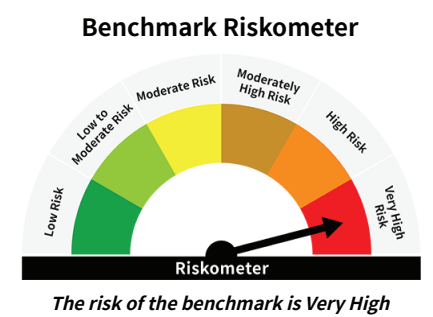
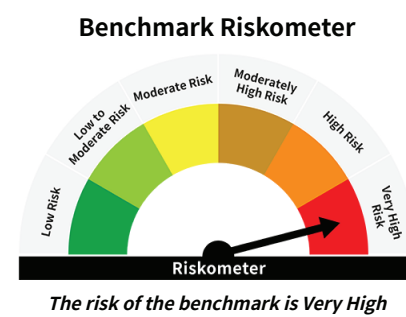
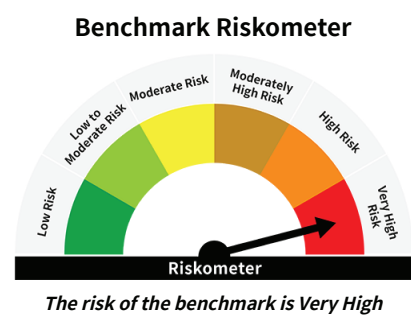
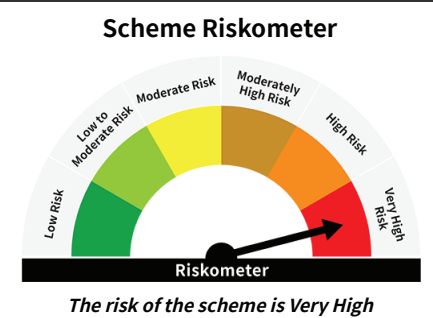
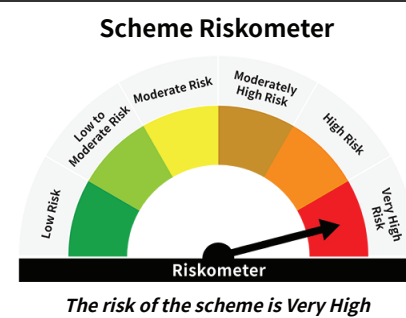
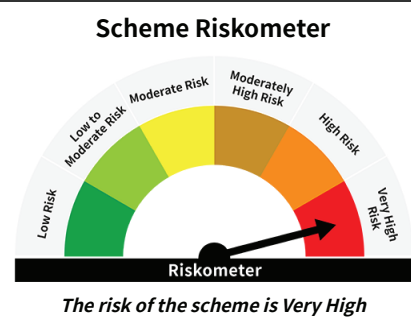
Key Features	Mirae Asset Nifty India New Age Consumption ETF Fund of Fund	Mirae Asset BSE 200 Equal Weight ETF Fund of Fund	Mirae Asset BSE Select IPO ETF Fund of Fund
Type of Scheme	Fund of Fund - An open ended fund of fund scheme investing in units of Mirae Asset Nifty India New Age Consumption ETF	Fund of Fund - An open-ended fund of fund scheme investing in units of Mirae Asset BSE 200 Equal Weight ETF	Fund of Fund - An open-ended fund of fund scheme investing in units of Mirae Asset BSE Select IPO ETF
Investment Objective	The investment objective of the scheme is to provide long-term capital appreciation from a portfolio investing in units of Mirae Asset Nifty India New Age Consumption ETF. The Scheme does not guarantee or assure any returns. There is no assurance that the investment objective of the Scheme will be achieved.	The investment objective of the scheme is to provide long-term capital appreciation from a portfolio investing in units of Mirae Asset BSE 200 Equal Weight ETF. The Scheme does not guarantee or assure any returns. There is no assurance that the investment objective of the Scheme will be achieved.	The investment objective of the scheme is to provide long-term capital appreciation from a portfolio investing in units of Mirae Asset BSE Select IPO ETF. The Scheme does not guarantee or assure any returns. There is no assurance that the investment objective of the Scheme will be achieved.
Fund Manager **	Ms. Ekta Gala (since January 02, 2025) Mr. Vishal Singh@ (since March 25, 2026)	Ms. Ekta Gala (since March 18, 2025) Mr. Akshay Udeshi (since March 18, 2025)	Ms. Ekta Gala (since March 18, 2025) Mr. Vishal Singh@ (since March 25, 2026)
Allotment Date	2 nd January 2025	18 th March 2025	18 th March 2025
Benchmark Index	Nifty India New Age Consumption (TRI)	BSE 200 Equal Weight (TRI)	BSE Select IPO (TRI)
Minimum Investment Amount	₹5,000/- and in multiples of ₹1/- thereafter. Minimum Additional Application Amount: ₹1,000/- per application and in multiples of ₹1/- thereafter	₹5,000/- and in multiples of ₹1/- thereafter. Minimum Additional Application Amount: ₹1,000/- per application and in multiples of ₹1/- thereafter	₹5,000/- and in multiples of ₹1/- thereafter. Minimum Additional Application Amount: ₹1,000/- per application and in multiples of ₹1/- thereafter
Systematic Investment Plan (SIP)	Daily, Monthly and Quarterly: Minimum of ₹99/- (multiples of ₹1/- thereafter), minimum 5 in case of Daily / Monthly / Quarterly option.	Daily, Monthly and Quarterly: Minimum of ₹99/- (multiples of ₹1/- thereafter), minimum 5 in case of Daily / Monthly / Quarterly option.	Daily, Monthly and Quarterly: Minimum of ₹99/- (multiples of ₹1/- thereafter), minimum 5 in case of Daily / Monthly / Quarterly option.
Load Structure	Exit Load: if redeemed or switched out within 15 days from the date of allotment: 0.05%, if redeemed or switched out after 15 days from date of allotment: Nil	Exit Load: if redeemed or switched out within 15 days from the date of allotment: 0.05%, if redeemed or switched out after 15 days from date of allotment: Nil	Exit Load: if redeemed or switched out within 15 days from the date of allotment: 0.05%, if redeemed or switched out after 15 days from date of allotment: Nil
Plans Available	Regular Plan and Direct Plan	Regular Plan and Direct Plan	Regular Plan and Direct Plan
Options Available	Growth Option and IDCW Option (Payout & Re-investment)	Growth Option and IDCW Option (Payout & Re-investment)	Growth Option and IDCW Option (Payout & Re-investment)
Monthly Average AUM (₹ Cr.)	17.483	5.787	6.582
Monthly Total Expense Ratio (Including Statutory Levies) as on 31 March, 2026	Regular Plan: 0.56% Direct Plan: 0.16%	Regular Plan: 0.61% Direct Plan: 0.16%	Regular Plan: 0.61% Direct Plan: 0.13%
Product Labelling / Investment Objective	This product is suitable for investors who are seeking* <ul style="list-style-type: none"> Investments predominantly in unity of Mirae Asset Nifty India New Age Consumption ETF To generate long-term capital appreciation/income 	This product is suitable for investors who are seeking* <ul style="list-style-type: none"> Investments predominantly in units of Mirae Asset BSE 200 Equal Weight ETF To generate long-term capital appreciation/ income 	This product is suitable for investors who are seeking* <ul style="list-style-type: none"> Investments predominantly in units of Mirae Asset BSE Select IPO ETF To generate long-term capital appreciation/income



*Investors should consult their financial advisers if they are not clear about the suitability of the product.

** For experience of Fund Managers refer page no. 126
Investors may note that they have to bear the cost of the underlying scheme in addition to the TER of the scheme for Fund of Fund Scheme.
@ Pursuant to notice cum addendum no. 25/2026, Fund Manager of the scheme has been changed with effect from March 25, 2026.

Key Features	Mirae Asset Multi Factor Passive FOF	Mirae Asset Gold Silver Passive FoF	Mirae Asset BSE India Defence ETF FOF ^{\$}
Type of Scheme	Fund of Fund - An open-ended fund of fund scheme predominantly investing in units of factor based domestic equity ETFs	Fund of Fund - An open-ended fund of fund scheme predominantly investing in units of Mirae Asset Gold ETF and Mirae Asset Silver ETF	Fund of Fund - An open-ended fund of fund scheme investing in units of Mirae Asset BSE India Defence ETF
Investment Objective	The investment objective of the scheme is to provide long-term capital appreciation from a portfolio investing predominantly in units of factor based domestic equity ETFs which are based on single or multiple strategies like alpha, momentum, low volatility, value, growth, equal weighing, quality etc. There is no assurance that the investment objective of the Scheme will be realized.	The investment objective of the scheme is to provide long-term capital appreciation from a portfolio investing in units of Mirae Asset Gold ETF and Mirae Asset Silver ETF. There is no assurance that the investment objective of the Scheme will be realized.	The investment objective of the scheme is to provide long-term capital appreciation from a portfolio investing in units of Mirae Asset BSE India Defence ETF. The Scheme does not guarantee or assure any returns. There is no assurance that the investment objective of the Scheme will be achieved.
Fund Manager **	Mr. Ritesh Patel (since August 29, 2025)	Mr. Ritesh Patel (since August 29, 2025)	Ms. Ekta Gala (since February 23, 2026) Mr. Vishal Singh[@] (since March 25, 2026)
Allotment Date	29 th August 2025	29 th August 2025	23 rd February 2026
Benchmark Index	Nifty 500 (TRI)	Domestic Price of Gold (50%) + Domestic Price of Silver (50%)	BSE India Defence (TRI)
Minimum Investment Amount	₹5,000/- and in multiples of ₹1/- thereafter. Minimum Additional Application Amount: ₹1,000/- per application and in multiples of ₹1/- thereafter	₹5,000/- and in multiples of ₹1/- thereafter. Minimum Additional Application Amount: ₹1,000/- per application and in multiples of ₹1/- thereafter	₹5,000/- and in multiples of ₹1/- thereafter. Minimum Additional Application Amount: ₹1,000/- per application and in multiples of ₹1/- thereafter
Systematic Investment Plan (SIP)	Daily, Monthly and Quarterly: Minimum of ₹99/- (multiples of ₹1/- thereafter), minimum 5 in case of Daily / Monthly / Quarterly option.	Daily, Monthly and Quarterly: Minimum of ₹99/- (multiples of ₹1/- thereafter), minimum 5 in case of Daily / Monthly / Quarterly option.	Daily, Monthly and Quarterly: Minimum of ₹99/- (multiples of ₹1/- thereafter), minimum 5 in case of Daily / Monthly / Quarterly option.
Load Structure	Exit Load: if redeemed or switched out within 15 days from the date of allotment: 0.05%, if redeemed or switched out after 15 days from date of allotment: Nil	Exit Load: if redeemed or switched out within 15 days from the date of allotment: 0.05%, if redeemed or switched out after 15 days from date of allotment: Nil	Exit Load: if redeemed or switched out within 15 days from the date of allotment: 0.05%, if redeemed or switched out after 15 days from date of allotment: Nil
Plans Available	Regular Plan and Direct Plan	Regular Plan and Direct Plan	Regular Plan and Direct Plan
Options Available	Growth Option and IDCW Option (Payout & Re-investment)	Growth Option and IDCW Option (Payout & Re-investment)	Growth Option and IDCW Option (Payout & Re-investment)
Monthly Average AUM (₹ Cr.)	20.677	1,284.815	26.201
Monthly Total Expense Ratio (Including Statutory Levies) as on 31 March, 2026	Regular Plan: 0.64% Direct Plan: 0.18%	Regular Plan: 0.71% Direct Plan: 0.14%	Regular Plan: 0.65% Direct Plan: 0.11%
Product Labelling / Investment Objective	This product is suitable for investors who are seeking* <ul style="list-style-type: none"> Investments predominantly in units of factor based domestic equity exchange traded funds To generate long-term capital appreciation/income 	This product is suitable for investors who are seeking* <ul style="list-style-type: none"> Investments predominantly in units of gold and silver exchange traded funds To generate long-term capital appreciation/income 	This product is suitable for investors who are seeking* <ul style="list-style-type: none"> Investments predominantly in units of Mirae Asset BSE India Defence ETF To generate long-term capital appreciation/income



*Investors should consult their financial advisers if they are not clear about the suitability of the product.

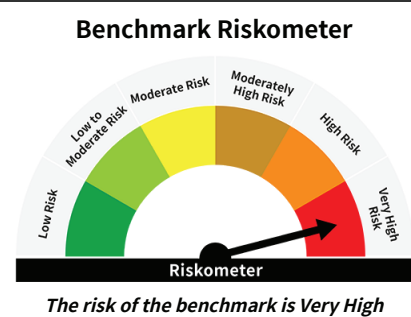
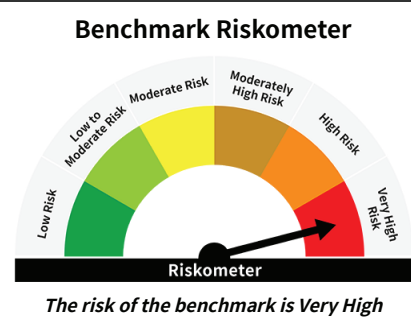
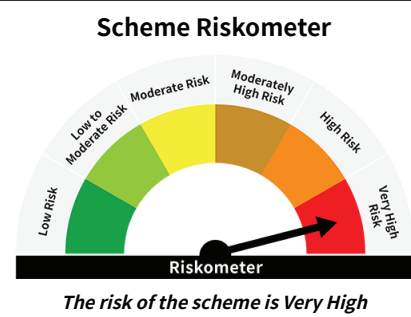
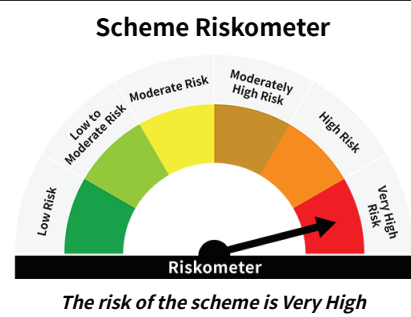
** For experience of Fund Managers refer page no. 126

Investors may note that they have to bear the cost of the underlying scheme in addition to the TER of the scheme for Fund of Fund Scheme.

^{\$}Pursuant to clause 14.2.2 of Chapter 14 in SEBI master circular dated March 20, 2026, the scheme is in existence for less than 6 months.

[@] Pursuant to notice cum addendum no. 25/2026, Fund Manager of the scheme has been changed with effect from March 25, 2026.

Key Features	Mirae Asset Nifty Metal ETF FOF [§]	Mirae Asset Silver ETF FOF [§]
Type of Scheme	Fund of Fund - An open-ended fund of fund scheme investing in units of Mirae Asset Nifty Metal ETF	Fund of Fund - An open-ended fund of fund scheme investing in units of Mirae Asset Silver ETF
Investment Objective	The investment objective of the scheme is to provide long-term capital appreciation from a portfolio investing in units of Mirae Asset Nifty Metal ETF. The Scheme does not guarantee or assure any returns. There is no assurance that the investment objective of the Scheme will be achieved.	The investment objective of the scheme is to provide long-term capital appreciation from a portfolio investing in units of Mirae Asset Silver ETF. There is no assurance that the investment objective of the scheme will be realized.
Fund Manager **	Ms. Ekta Gala (since February 26, 2026) Mr. Akshay Udeshi (since February 26, 2026)	Mr. Ritesh Patel (since March 24, 2026) Mr. Akshay Udeshi (Co- Fund Manager) (since March 24, 2026)
Allotment Date	26 th February 2026	24 th March 2026
Benchmark Index	Nifty Metal (TRI)	Domestic Price of Physical Silver (based on London Bullion Market association (LBMA) Silver daily spot fixing price.)
Minimum Investment Amount	₹5,000/- and in multiples of ₹1/- thereafter. Minimum Additional Application Amount: ₹1,000/- per application and in multiples of ₹1/- thereafter	₹5,000/- and in multiples of ₹1/- thereafter. Minimum Additional Application Amount: ₹1,000/- per application and in multiples of ₹1/- thereafter
Systematic Investment Plan (SIP)	Daily, Monthly and Quarterly: Minimum of ₹99/- (multiples of ₹1/- thereafter), minimum 5 in case of Daily / Monthly / Quarterly option.	Daily, Monthly and Quarterly: Minimum of ₹99/- (multiples of ₹1/- thereafter), minimum 5 in case of Daily / Monthly / Quarterly option.
Load Structure	Exit Load: if redeemed or switched out within 15 days from the date of allotment: 0.05%, if redeemed or switched out after 15 days from date of allotment: Nil	Exit Load: If redeemed or switched out within 15 calendar days from the date of allotment: 0.05%. If redeemed or switched out after 15 days from date of allotment: NIL.
Plans Available	Regular Plan and Direct Plan	Regular Plan and Direct Plan
Options Available	Growth Option and IDCW Option (Payout & Re-investment)	Growth Option and IDCW Option (Payout & Re-investment)
Monthly Average AUM (₹ Cr.)	39.975	3.563
Monthly Total Expense Ratio (Including Statutory Levies) as on 31 March, 2026	Regular Plan: 0.71% Direct Plan: 0.11%	Regular Plan: 0.71% Direct Plan: 0.10%
Product Labelling / Investment Objective	This product is suitable for investors who are seeking* <ul style="list-style-type: none"> Investments predominantly in units of Mirae Asset Nifty Metal ETF To generate long-term capital appreciation/income 	The investment objective of the scheme is to provide long-term capital appreciation from a portfolio investing in units of Mirae Asset Silver ETF. There is no assurance that the investment objective of the scheme will be realized.



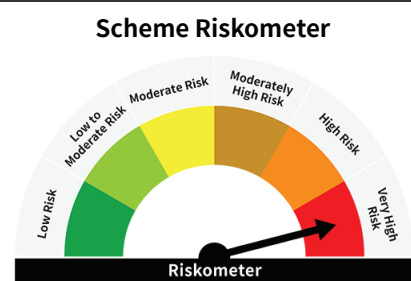
*Investors should consult their financial advisers if they are not clear about the suitability of the product.

** For experience of Fund Managers refer page no. 126

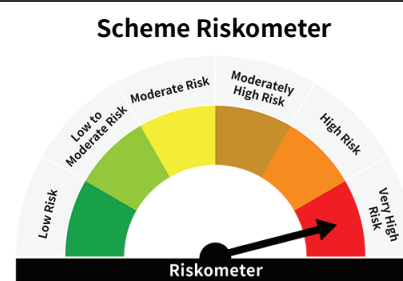
§Pursuant to clause 14.2.2 of Chapter 14 in SEBI master circular dated March 20, 2026, the scheme is in existence for less than 6 months.

FUND FACTS - INDEX FUND

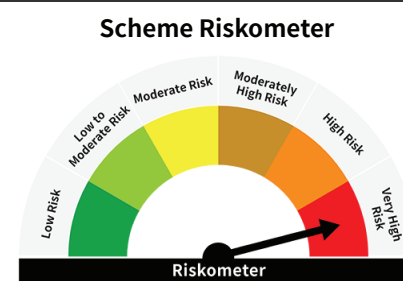
Key Features	Mirae Asset Nifty LargeMidcap 250 Index Fund	Mirae Asset Nifty 50 Index Fund	Mirae Asset Nifty Total Market Index Fund
Type of Scheme	An open-ended scheme replicating/tracking Nifty LargeMidcap 250 Total Return Index	An open-ended scheme replicating/tracking Nifty 50 Total Return Index	An open ended scheme replicating/tracking Nifty Total Market Total Return Index
Investment Objective	The investment objective of the scheme is to generate returns, before expenses, that are commensurate with the performance of Nifty LargeMidcap 250 Total Return Index, subject to tracking error. There is no assurance or guarantee that the investment objective of the scheme would be achieved.	The investment objective of the scheme is to generate returns, before expenses, that are commensurate with the performance of Nifty 50 Total Return Index, subject to tracking error. There is no assurance or guarantee that the investment objective of the scheme would be achieved.	The investment objective of the scheme is to generate returns, before expenses, that are commensurate with the performance of Nifty Total Market Total Return Index, subject to tracking error. There is no assurance or guarantee that the investment objective of the scheme would be achieved.
Fund Manager **	Ms. Ekta Gala (since October 24, 2024) Mr. Ritesh Patel (since March 12, 2025)	Ms. Ekta Gala (since October 24, 2024) Mr. Ritesh Patel (since March 12, 2025)	Ms. Ekta Gala (since October 28, 2024) Mr. Ritesh Patel (since March 12, 2025)
Allotment Date	24 th October 2024	24 th October 2024	28 th October 2024
Benchmark Index	Nifty LargeMidcap 250 (TRI)	Nifty 50 (TRI)	Nifty Total Market (TRI)
Minimum Investment Amount	₹5,000/- and in multiples of ₹1/- thereafter. Minimum Additional Application Amount: ₹1,000/- per application and in multiples of ₹1/- thereafter	₹5,000/- and in multiples of ₹1/- thereafter. Minimum Additional Application Amount: ₹1,000/- per application and in multiples of ₹1/- thereafter	₹5,000/- and in multiples of ₹1/- thereafter. Minimum Additional Application Amount: ₹1,000/- per application and in multiples of ₹1/- thereafter
Systematic Investment Plan (SIP)	Daily, Monthly and Quarterly: Minimum of ₹99/- (multiples of ₹1/- thereafter), minimum 5 in case of Daily / Monthly / Quarterly option.	Daily, Monthly and Quarterly: Minimum of ₹99/- (multiples of ₹1/- thereafter), minimum 5 in case of Daily / Monthly / Quarterly option.	Daily, Monthly and Quarterly: Minimum of ₹99/- (multiples of ₹1/- thereafter), minimum 5 in case of Daily / Monthly / Quarterly option.
Load Structure	Exit Load: NIL	Exit Load: NIL	Exit Load: NIL
Plans Available	Regular Plan and Direct Plan	Regular Plan and Direct Plan	Regular Plan and Direct Plan
Options Available	Growth Option and IDCW Option (Payout & Re-investment)	Growth Option and IDCW Option (Payout & Re-investment)	Growth Option and IDCW Option (Payout & Re-investment)
Monthly Average AUM (₹ Cr.)	33.9493	52.0272	46.3913
Monthly Total Expense Ratio (Including Statutory Levies) as on 31 March, 2026	Regular Plan: 0.92% Direct Plan: 0.31%	Regular Plan: 0.76% Direct Plan: 0.13%	Regular Plan: 0.97% Direct Plan: 0.30%
Product Labelling / Investment Objective	The investment objective of the scheme is to generate returns, before expenses, that are commensurate with the performance of Nifty LargeMidcap 250 Total Return Index, subject to tracking error. There is no assurance or guarantee that the investment objective of the scheme would be achieved.	The investment objective of the scheme is to generate returns, before expenses, that are commensurate with the performance of Nifty 50 Total Return Index, subject to tracking error. There is no assurance or guarantee that the investment objective of the scheme would be achieved.	This product is suitable for investors who are seeking* <ul style="list-style-type: none"> Returns that commensurate with the performance of Nifty Total Market Total Return Index, subject to tracking error over long term Investments in securities constituting by Nifty Total Market Total Return Index



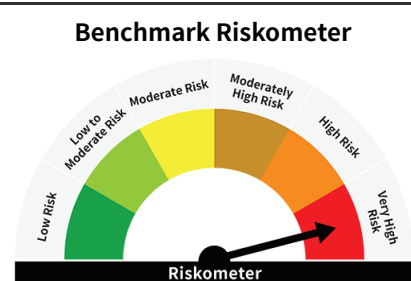
The risk of the scheme is Very High



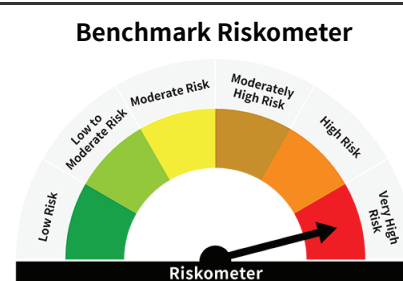
The risk of the scheme is Very High



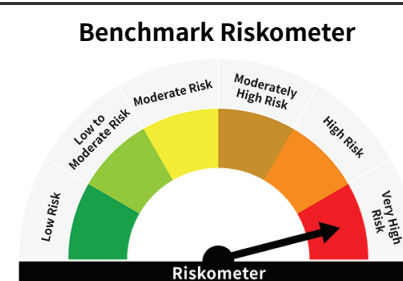
The risk of the scheme is Very High



The risk of the benchmark is Very High



The risk of the benchmark is Very High



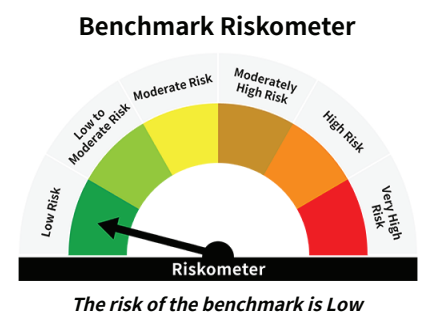
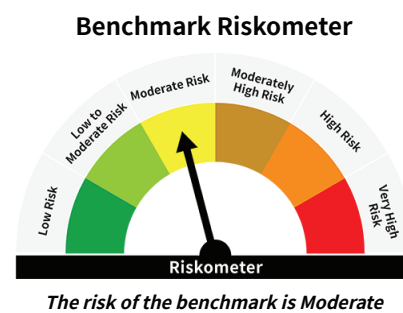
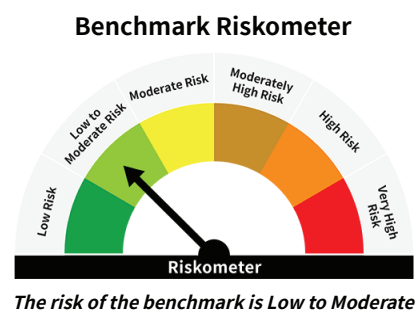
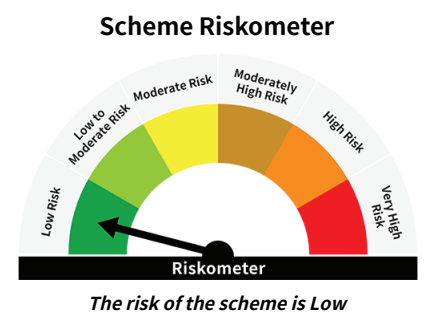
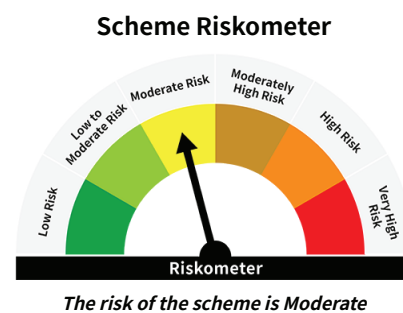
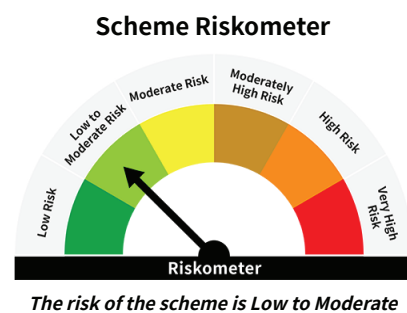
The risk of the benchmark is Very High

***Investors should consult their financial advisers if they are not clear about the suitability of the product.**

** For experience of Fund Managers refer page no. 126

FUND FACTS - INDEX FUND

Key Features	Mirae Asset Nifty SDL Jun 2027 Index Fund	Mirae Asset Crisil IBX Gilt Index - April 2033 Index Fund	Mirae Asset Nifty AAA PSU Bond Plus SDL Apr 2026 50:50 Index Fund
Type of Scheme	An open-ended target maturity Index Fund investing in the constituents of Nifty SDL Jun 2027 Index. A scheme with relatively high interest rate risk and relatively low credit risk	An open ended target maturity Index Fund investing in the constituents of CRISIL IBX Gilt Index - April 2033. A scheme with relatively high interest rate risk and relatively low credit risk	An open ended target maturity Index Fund investing in the constituents of Nifty AAA PSU Bond Plus SDL Apr 2026 50:50 Index. A scheme with relatively high interest rate risk and relatively low credit risk
Investment Objective	The investment objective of the scheme is to track the Nifty SDL Jun 2027 Index by investing in State Development Loans (SDL), maturing on or before June 15, 2027, subject to tracking errors. There is no assurance or guarantee that the investment objective of the scheme would be achieved.	The investment objective of the scheme is to track the CRISIL IBX Gilt Index - April 2033 by investing in dated Government Securities (G-Sec), maturing on or before April 29, 2033, subject to tracking errors. However, there is no assurance that the investment objective of the Scheme will be realized and the Scheme does not assure or guarantee any returns.	The investment objective of the scheme is to track Nifty AAA PSU Bond Plus SDL Apr 2026 50:50 Index by investing in AAA rated Public Sector Undertaking (PSU) Bonds and State Development Loans (SDL), maturing on or before April 30, 2026, subject to tracking errors. There is no assurance or guarantee that the investment objective of the scheme would be achieved.
Fund Manager **	Ms. Pranavi Kulkarni@ (since February 05, 2026)	Ms. Pranavi Kulkarni@ (since February 05, 2026)	Ms. Pranavi Kulkarni@ (since February 05, 2026)
Allotment Date	30 th March 2022	20 th October 2022	20 th October 2022
Benchmark Index	Nifty SDL Jun 2027 Index	CRISIL IBX Gilt Index - April 2033	Nifty AAA PSU Bond Plus SDL Apr 2026 50:50 Index
Minimum Investment Amount	₹5,000/- and in multiples of ₹1/- thereafter. Minimum Additional Application Amount: ₹1,000/- per application and in multiples of ₹1/- thereafter	₹5,000/- and in multiples of ₹1/- thereafter. Minimum Additional Application Amount: ₹1,000/- per application and in multiples of ₹1/- thereafter	₹5,000/- and in multiples of ₹1/- thereafter. Minimum Additional Application Amount: ₹1,000/- per application and in multiples of ₹1/- thereafter
Systematic Investment Plan (SIP)	Daily, Monthly and Quarterly: ₹99/- (multiples of ₹1/- thereafter), minimum 5 in case of Daily / Monthly / Quarterly option.	Daily, Monthly and Quarterly: ₹99/- (multiples of ₹1/- thereafter), minimum 5 in case of Daily / Monthly / Quarterly option.	Daily, Monthly and Quarterly: ₹99/- (multiples of ₹1/- thereafter), minimum 5 in case of Daily / Monthly / Quarterly option.
Load Structure	Exit Load: NIL	Exit Load: NIL	Exit Load: NIL
Plans Available	Regular Plan and Direct Plan	Regular Plan and Direct Plan	Regular Plan and Direct Plan
Options Available	Growth Option and IDCW Option (Payout & Re-investment)	Growth Option and IDCW Option (Payout & Re-investment)	Growth Option and IDCW Option (Payout & Re-investment)
Monthly Average AUM (₹ Cr.)	503.9774	226.9048	74.6748
Monthly Total Expense Ratio (Including Statutory Levies) as on 31 March, 2026	Regular Plan: 0.35% Direct Plan: 0.18%	Regular Plan: 0.41% Direct Plan: 0.09%	Regular Plan: 0.36% Direct Plan: 0.11%
Product Labelling / Investment Objective	The investment objective of the scheme is to track the Nifty SDL Jun 2027 Index by investing in State Development Loans (SDL), maturing on or before June 15, 2027, subject to tracking errors. There is no assurance or guarantee that the investment objective of the scheme would be achieved.	The investment objective of the scheme is to track the CRISIL IBX Gilt Index - April 2033 by investing in dated Government Securities (G-Sec), maturing on or before April 29, 2033, subject to tracking errors. However, there is no assurance that the investment objective of the Scheme will be realized and the Scheme does not assure or guarantee any returns.	This product is suitable for investors who are seeking* <ul style="list-style-type: none"> Income over the Target maturity period Open ended target maturity index fund that seeks to track Nifty AAA PSU Bond Plus SDL Apr 2026 50:50 Index



Potential Risk Class Matrix (PRC)

Credit Risk - Interest Rate Risk	Relatively Low (Class A)	Moderate (Class B)	Relatively High (Class C)
Relatively Low (Class I)			
Moderate (Class II)			
Relatively High (Class III)	A-III		

Potential Risk Class Matrix (PRC)

Credit Risk - Interest Rate Risk	Relatively Low (Class A)	Moderate (Class B)	Relatively High (Class C)
Relatively Low (Class I)			
Moderate (Class II)			
Relatively High (Class III)	A-III		

Potential Risk Class Matrix (PRC)

Credit Risk - Interest Rate Risk	Relatively Low (Class A)	Moderate (Class B)	Relatively High (Class C)
Relatively Low (Class I)			
Moderate (Class II)			
Relatively High (Class III)	A-III		

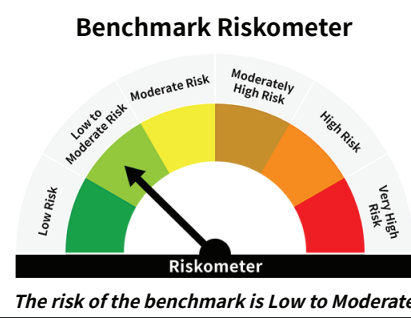
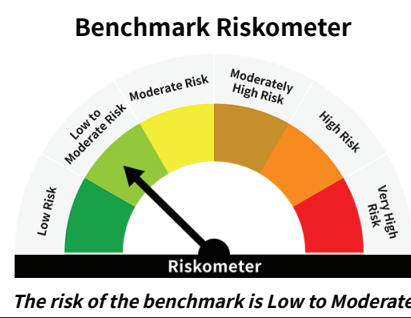
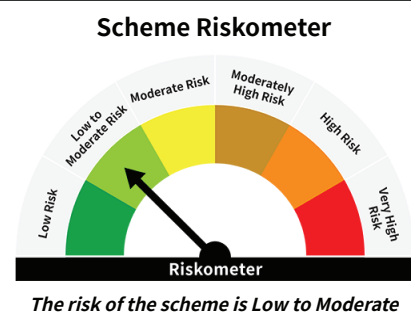
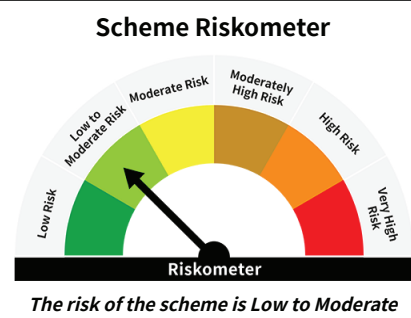
*Investors should consult their financial advisers if they are not clear about the suitability of the product.

** For experience of Fund Managers refer page no. 126

@ Pursuant to notice cum addendum no. 12/2026, Fund Manager of the scheme has been changed with effect from February 05, 2026.

FUND FACTS - INDEX FUND

Key Features	Mirae Asset Nifty SDL June 2028 Index Fund	Mirae Asset CRISIL-IBX Financial Services 9-12 Months Debt Index Fund
Type of Scheme	An open ended target maturity Index Fund investing in the constituents of Nifty SDL June 2028 Index. A scheme with relatively high interest rate risk and relatively low credit risk	An open-ended constant maturity index fund tracking CRISIL-IBX Financial Services 9-12 Months Debt Index. A relatively low interest rate risk and relatively low credit risk.
Investment Objective	The investment objective of the scheme is to track the Nifty SDL June 2028 Index by investing in State Development Loans (SDL), maturing on or before June 30, 2028, subject to tracking errors. There is no assurance or guarantee that the investment objective of the scheme would be achieved.	The investment objective of the scheme is to track the CRISIL-IBX Financial Services 9-12 Months Debt Index by investing in Commercial Papers (CPs), Certificates of Deposit (CDs) and Corporate Bond Securities, maturing in 9-12 months and seeks to generate returns that are commensurate (before fees and expenses) with the performance of the underlying Index, subject to tracking error. There is no assurance that the investment objective of the Scheme would be achieved.
Fund Manager **	Ms. Pranavi Kulkarni@ (since February 05, 2026)	Ms. Pranavi Kulkarni@ (since February 05, 2026)
Allotment Date	31 st March 2023	25 th June 2025
Benchmark Index	Nifty SDL June 2028 Index	CRISIL-IBX Financial Services 9-12 Months Debt Index
Minimum Investment Amount	₹5,000/- and in multiples of ₹1/-thereafter. Minimum Additional Application Amount: ₹1,000/- per application and in multiples of ₹1/- thereafter.	₹5,000/- and in multiples of ₹1/- thereafter. Minimum Additional Application Amount: ₹1,000/- per application and in multiples of ₹1/- thereafter
Systematic Investment Plan (SIP)	Daily, Monthly and Quarterly: ₹99/- (multiples of ₹1/- thereafter), minimum 5 in case of Daily / Monthly / Quarterly option.	Daily, Monthly and Quarterly: Minimum of ₹99/- (multiples of ₹1/- thereafter), minimum 5 in case of Daily / Monthly / Quarterly option.
Load Structure	Exit Load: NIL	Exit Load: NIL
Plans Available	Regular Plan and Direct Plan	Regular Plan and Direct Plan
Options Available	Growth Option and IDCW Option (Payout & Re-investment)	Growth Option and IDCW Option (Payout & Re-investment)
Monthly Average AUM (₹ Cr.)	70.7955	70.8975
Monthly Total Expense Ratio (Including Statutory Levies) as on 31 March, 2026	Regular Plan: 0.50% Direct Plan: 0.11%	Regular Plan: 0.25% Direct Plan: 0.06%
Product Labelling / Investment Objective	The investment objective of the scheme is to track the Nifty SDL June 2028 Index by investing in State Development Loans (SDL), maturing on or before June 30, 2028, subject to tracking errors. There is no assurance or guarantee that the investment objective of the scheme would be achieved.	This product is suitable for investors who are seeking* <ul style="list-style-type: none"> Income through exposure over the shorter term maturity on the yield curve Investment in an open ended Constant Maturity Index Fund that seeks to track CRISIL-IBX Financial Services 9 - 12 Months Debt Index.



Potential Risk Class Matrix (PRC)

Credit Risk - Interest Rate Risk	Relatively Low (Class A)	Moderate (Class B)	Relatively High (Class C)
Relatively Low (Class I)			
Moderate (Class II)			
Relatively High (Class III)	A-III		

Potential Risk Class Matrix (PRC)

Credit Risk - Interest Rate Risk	Relatively Low (Class A)	Moderate (Class B)	Relatively High (Class C)
Relatively Low (Class I)	A-I		
Moderate (Class II)			
Relatively High (Class III)			

***Investors should consult their financial advisers if they are not clear about the suitability of the product.**

** For experience of Fund Managers refer page no. 126

@ Pursuant to notice cum addendum no. 12/2026, Fund Manager of the scheme has been changed with effect from February 05, 2026.

Monthly Factsheet as on 31 March, 2026

Mirae Asset Liquid Fund - Fund Managers - Ms. Pranavi Kulkarni@			
Period	Mirae Asset Liquid Fund	Scheme Benchmark*	Additional Benchmark**
Last 7 Days	9.49%	8.17%	1.51%
Last 15 Days	7.16%	7.13%	2.26%
Last 30 Days	6.04%	5.79%	2.39%
Last 1 Year	6.12%	6.19%	5.30%
Last 3 Years	6.87%	6.93%	6.66%
Last 5 Years	5.92%	6.00%	5.64%
Last 10 Years	6.04%	6.06%	6.07%
Last 15 Years	6.68%	7.07%	6.52%
Since Inception	6.29%	6.93%	6.09%
Value of Rs. 10000 invested Since Inception	₹28,586	₹31,692	₹27,676
NAV as on 31 st March, 2026	₹2,858.6087		
Index Value 31 st March, 2026	Index Value of Scheme Benchmark is ₹5,161.3600 and Crisil 1 Year T-bill is ₹8,029.4759		
Allotment Date	12 th January 2009		
Scheme Benchmark	*Nifty Liquid Index A-I		
Additional Benchmark	**Crisil 1 Year T-bill		

Mirae Asset Nifty 50 ETF - Fund Managers - Ms. Ekta Gala and Mr. Ritesh Patel			
Period	Mirae Asset Nifty 50 ETF	Scheme Benchmark*	Additional Benchmark**
Last 1 Year	-4.03%	-3.99%	-6.01%
Last 3 Years	9.96%	10.02%	8.14%
Last 5 Years	9.94%	10.01%	9.05%
Since Inception	11.73%	11.85%	11.35%
Value of Rs. 10000 invested Since Inception	₹22,639	₹22,811	₹22,074
NAV as on 31 st March, 2026	₹241.2450		
Index Value 31 st March, 2026	Index Value of Scheme Benchmark is ₹33,655.4300 and BSE Sensex (TRI) is ₹1,12,988.4783		
Allotment Date	20 th November 2018		
Scheme Benchmark	*Nifty 50 Index (TRI)		
Additional Benchmark	**BSE Sensex (TRI)		

Mirae Asset Overnight Fund - Fund Managers - Mr. Krishnpal Yadav			
Period	Mirae Asset Overnight Fund	Scheme Benchmark*	Additional Benchmark**
Last 7 Days	5.59%	5.58%	1.51%
Last 15 Days	5.38%	5.38%	2.26%
Last 30 Days	5.08%	5.14%	2.39%
Last 1 Year	5.42%	5.47%	5.30%
Last 3 Years	6.23%	6.32%	6.66%
Last 5 Years	5.46%	5.56%	5.64%
Since Inception	5.03%	5.11%	5.61%
Value of Rs. 10000 invested Since Inception	₹13,732	₹13,803	₹14,227
NAV as on 31 st March, 2026	₹1,373.2202		
Index Value 31 st March, 2026	Index Value of Scheme Benchmark is ₹2,542.3300 and Crisil 1 Year T-bill is ₹8,029.4759		
Allotment Date	15 th October 2019		
Scheme Benchmark	*Nifty 1D Rate Index		
Additional Benchmark	**Crisil 1 Year T-bill		

Mirae Asset Nifty Next 50 ETF - Fund Managers - Ms. Ekta Gala and Mr. Ritesh Patel			
Period	Mirae Asset Nifty Next 50 ETF	Scheme Benchmark*	Additional Benchmark**
Last 1 Year	-3.39%	-3.33%	-6.01%
Last 3 Years	17.61%	17.78%	8.14%
Last 5 Years	12.78%	12.98%	9.05%
Since Inception	13.00%	13.44%	10.55%
Value of Rs. 10000 invested Since Inception	₹21,299	₹21,816	₹18,600
NAV as on 31 st March, 2026	₹620.9508		
Index Value 31 st March, 2026	Index Value of Scheme Benchmark is ₹87,002.3100 and BSE Sensex (TRI) is ₹1,12,988.4783		
Allotment Date	24 th January 2020		
Scheme Benchmark	*Nifty Next 50 Index (TRI)		
Additional Benchmark	**BSE Sensex (TRI)		

For more detailed disclaimer with respect to all notations please refer to the Page no. 122

Monthly Factsheet as on 31 March, 2026

Mirae Asset Arbitrage Fund - Fund Managers - Mr. Jignesh Rao (Equity Portion), Mr. Jigar Sethia (Equity Portion) and Mr. Krishnpal Yadav			
Period	Mirae Asset Arbitrage Fund	Scheme Benchmark*	Additional Benchmark**
Last 1 Year	5.87%	7.29%	5.30%
Last 3 Years	6.86%	7.68%	6.66%
Last 5 Years	5.81%	6.41%	5.64%
Since Inception	5.45%	5.94%	5.37%
Value of Rs. 10000 invested Since Inception	₹13,592	₹13,959	₹13,533
NAV as on 31 st March, 2026	₹13.592		
Index Value 31 st March, 2026	Index Value of Scheme Benchmark is ₹2,657.260 and Crisil 1 yr T-Bill is ₹8,029.476		
Allotment Date	19 th June 2020		
Scheme Benchmark	*Nifty 50 Arbitrage Index		
Additional Benchmark	**Crisil 1 yr T-Bill		

Mirae Asset Diversified Equity Allocator Passive FOF ^E (Formerly Known as Mirae Asset Equity Allocator Fund of Fund) - Fund Managers - Mr. Siddharth Srivastava ^{^^}			
Period	Mirae Asset Diversified Equity Allocator Passive FOF	Scheme Benchmark*	Additional Benchmark**
Last 1 Year	-2.76%	-2.80%	-6.01%
Last 3 Years	12.37%	12.64%	8.14%
Last 5 Years	11.15%	11.40%	9.05%
Since Inception	15.67%	15.97%	13.52%
Value of Rs. 10000 invested Since Inception	₹22,353	₹22,673	₹20,151
NAV as on 31 st March, 2026	₹22.353		
Index Value 31 st March, 2026	Index Value of Scheme Benchmark is ₹16,699.390 and BSE Sensex (TRI) is ₹1,12,988.478		
Allotment Date	21 st September 2020		
Scheme Benchmark	*Nifty 200 Index (TRI)		
Additional Benchmark	**BSE Sensex (TRI)		

Mirae Asset Nifty 100 ESG Sector Leaders ETF - Fund Managers - Ms. Ekta Gala and Mr. Vishal Singh [#]			
Period	Mirae Asset Nifty 100 ESG Sector Leaders ETF	Scheme Benchmark*	Additional Benchmark**
Last 1 Year	-4.73%	-4.25%	-6.01%
Last 3 Years	10.14%	10.83%	8.14%
Last 5 Years	8.59%	9.27%	9.05%
Since Inception	10.29%	11.02%	10.87%
Value of Rs. 10000 invested Since Inception	₹16,922	₹17,534	₹17,406
NAV as on 31 st March, 2026	₹37.8102		
Index Value 31 st March, 2026	Index Value of Scheme Benchmark is ₹4,320.5500 and BSE Sensex (TRI) is ₹1,12,988.4783		
Allotment Date	17 th November 2020		
Scheme Benchmark	*Nifty 100 ESG Sector Leaders Index (TRI)		
Additional Benchmark	**BSE Sensex (TRI)		

Mirae Asset Nifty 100 ESG Sector Leaders Fund of Fund - Fund Managers - Ms. Ekta Gala and Mr. Vishal Singh [#]			
Period	Mirae Asset Nifty 100 ESG Sector Leaders Fund of Fund	Scheme Benchmark*	Additional Benchmark**
Last 1 Year	-5.01%	-4.25%	-6.01%
Last 3 Years	9.65%	10.83%	8.14%
Last 5 Years	8.03%	9.27%	9.05%
Since Inception	9.72%	11.01%	10.77%
Value of Rs. 10000 invested Since Inception	₹16,448	₹17,513	₹17,316
NAV as on 31 st March, 2026	₹16.448		
Index Value 31 st March, 2026	Index Value of Scheme Benchmark is ₹4,320.550 and BSE Sensex (TRI) is ₹1,12,988.478		
Allotment Date	18 th November 2020		
Scheme Benchmark	*Nifty 100 ESG Sector Leaders Index (TRI)		
Additional Benchmark	**BSE Sensex (TRI)		

Monthly Factsheet as on 31 March, 2026

Mirae Asset NYSE FANG + ETF - Fund Managers - Mr. Siddharth Srivastava			
Period	Mirae Asset NYSE FANG + ETF	Scheme Benchmark*	Additional Benchmark**
Last 1 Year	32.39%	33.34%	-6.01%
Last 3 Years	36.41%	37.46%	8.14%
Since Inception	21.98%	22.72%	9.49%
Value of Rs. 10000 invested Since Inception	₹26,500	₹27,298	₹15,596
NAV as on 31 st March, 2026	₹128.7835		
Index Value 31 st March, 2026	Index Value of Scheme Benchmark is ₹18,203.2196 and BSE Sensex (TRI) is ₹1,12,988.4783		
Allotment Date	6 th May 2021		
Scheme Benchmark	*NYSE FANG + Index (TRI) (INR)		
Additional Benchmark	**BSE Sensex (TRI)		
Mirae Asset NYSE FANG + ETF Fund of Fund - Fund Managers - Ms. Ekta Gala and Mr. Akshay Udeshi			
Period	Mirae Asset NYSE FANG + ETF Fund of Fund	Scheme Benchmark*	Additional Benchmark**
Last 1 Year	30.85%	33.34%	-6.01%
Last 3 Years	46.27%	37.46%	8.14%
Since Inception	27.42%	23.78%	9.26%
Value of Rs. 10000 invested Since Inception	₹32,731	₹28,406	₹15,422
NAV as on 31 st March, 2026	₹32.731		
Index Value 31 st March, 2026	Index Value of Scheme Benchmark is ₹18,203.220 and BSE Sensex (TRI) is ₹1,12,988.478		
Allotment Date	10 th May 2021		
Scheme Benchmark	*NYSE FANG + Index (TRI) (INR)		
Additional Benchmark	**BSE Sensex (TRI)		
Mirae Asset Nifty Financial Services ETF - Fund Managers - Ms. Ekta Gala and Mr. Ritesh Patel			
Period	Mirae Asset Nifty Financial Services ETF	Scheme Benchmark*	Additional Benchmark**
Last 1 Year	-5.43%	-5.26%	-6.01%
Last 3 Years	10.15%	10.30%	8.14%
Since Inception	8.69%	8.84%	8.17%
Value of Rs. 10000 invested Since Inception	₹14,756	₹14,856	₹14,431
NAV as on 31 st March, 2026	₹24.3018		
Index Value 31 st March, 2026	Index Value of Scheme Benchmark is ₹29,861.6700 and BSE Sensex (TRI) is ₹1,12,988.4783		
Allotment Date	30 th July 2021		
Scheme Benchmark	*Nifty Financial Services Total Return Index (TRI)		
Additional Benchmark	**BSE Sensex (TRI)		
Mirae Asset Money Market Fund - Fund Managers - Ms. Pranavi Kulkarni@			
Period	Mirae Asset Money Market Fund	Scheme Benchmark*	Additional Benchmark**
Last 1 Year	6.34%	6.42%	5.30%
Last 3 Years	7.02%	7.13%	6.66%
Since Inception	6.07%	6.28%	5.76%
Value of Rs. 10000 invested Since Inception	₹13,145	₹13,265	₹12,965
NAV as on 31 st March, 2026	₹1,314.5405		
Index Value 31 st March, 2026	Index Value of Scheme Benchmark is ₹5,365.0500 and Crisil 1 Year T-bill is ₹8,029.4759		
Allotment Date	11 th August 2021		
Scheme Benchmark	*Nifty Money Market Index A-I		
Additional Benchmark	**Crisil 1 Year T-bill		

Monthly Factsheet as on 31 March, 2026

Mirae Asset S&P 500 TOP 50 ETF - Fund Managers - Mr. Siddharth Srivastava			
Period	Mirae Asset S&P 500 TOP 50 ETF	Scheme Benchmark*	Additional Benchmark**
Last 1 Year	31.20%	32.34%	-6.01%
Last 3 Years	26.50%	27.75%	8.14%
Since Inception	17.98%	19.12%	5.90%
Value of Rs. 10000 invested Since Inception	₹21,146	₹22,089	₹12,966
NAV as on 31 st March, 2026	₹57.9344		
Index Value 31 st March, 2026	Index Value of Scheme Benchmark is ₹11,784.0600 and BSE Sensex (TRI) is ₹1,12,988.4783		
Allotment Date	20 th September 2021		
Scheme Benchmark	*S&P 500 Top 50 (TRI) (INR)		
Additional Benchmark	**BSE Sensex (TRI)		

Mirae Asset S&P 500 TOP 50 ETF Fund of Fund - Fund Managers - Ms. Ekta Gala and Mr. Akshay Udeshi			
Period	Mirae Asset S&P 500 TOP 50 ETF Fund of Fund	Scheme Benchmark*	Additional Benchmark**
Last 1 Year	36.64%	32.34%	-6.01%
Last 3 Years	32.71%	27.75%	8.14%
Since Inception	21.13%	18.86%	5.74%
Value of Rs. 10000 invested Since Inception	₹23,798	₹21,851	₹12,870
NAV as on 31 st March, 2026	₹23.798		
Index Value 31 st March, 2026	Index Value of Scheme Benchmark is ₹11,784.060 and BSE Sensex (TRI) is ₹1,12,988.478		
Allotment Date	22 nd September 2021		
Scheme Benchmark	*S&P 500 Top 50 Index (TRI) (INR)		
Additional Benchmark	**BSE Sensex (TRI)		

Mirae Asset Hang Seng TECH ETF - Fund Managers - Mr. Siddharth Srivastava			
Period	Mirae Asset Hang Seng TECH ETF	Scheme Benchmark*	Additional Benchmark**
Last 1 Year	-4.76%	-4.08%	-6.01%
Last 3 Years	7.92%	8.66%	8.14%
Since Inception	0.46%	1.17%	6.91%
Value of Rs. 10000 invested Since Inception	₹10,198	₹10,515	₹13,346
NAV as on 31 st March, 2026	₹18.8233		
Index Value 31 st March, 2026	Index Value of Scheme Benchmark is ₹6,499.2000 and BSE Sensex (TRI) is ₹1,12,988.4783		
Allotment Date	6 th December 2021		
Scheme Benchmark	*Hang Seng TECH Index (TRI) (INR)		
Additional Benchmark	**BSE Sensex (TRI)		

Mirae Asset Hang Seng TECH ETF Fund of Fund - Fund Managers - Ms. Ekta Gala and Akshay Udeshi			
Period	Mirae Asset Hang Seng TECH ETF Fund of Fund	Scheme Benchmark*	Additional Benchmark**
Last 1 Year	-5.89%	-4.08%	-6.01%
Last 3 Years	12.57%	8.66%	8.14%
Since Inception	2.70%	0.19%	6.11%
Value of Rs. 10000 invested Since Inception	₹11,218	₹10,081	₹12,913
NAV as on 31 st March, 2026	₹11.218		
Index Value 31 st March, 2026	Index Value of Scheme Benchmark is ₹6,499.200 and BSE Sensex (TRI) is ₹1,12,988.478		
Allotment Date	8 th December 2021		
Scheme Benchmark	*Hang Seng TECH (TRI) (INR)		
Additional Benchmark	**BSE Sensex (TRI)		

Monthly Factsheet as on 31 March, 2026

Mirae Asset Nifty India Manufacturing ETF - Fund Managers - Ms. Ekta Gala and Mr. Vishal Singh [#]			
Period	Mirae Asset Nifty India Manufacturing ETF	Scheme Benchmark*	Additional Benchmark**
Last 1 Year	7.39%	7.94%	-6.01%
Last 3 Years	21.04%	21.67%	8.14%
Since Inception	15.61%	16.19%	6.91%
Value of Rs. 10000 invested Since Inception	₹18,325	₹18,710	₹13,216
NAV as on 31 st March, 2026	₹142.3437		
Index Value 31 st March, 2026	Index Value of Scheme Benchmark is ₹18,324.9400 and BSE Sensex (TRI) is ₹1,12,988.4783		
Allotment Date	27 th January 2022		
Scheme Benchmark	*Nifty India Manufacturing Index (TRI)		
Additional Benchmark	**BSE Sensex (TRI)		
Mirae Asset Nifty India Manufacturing ETF Fund of Fund - Fund Managers - Ms. Ekta Gala and Mr. Vishal Singh [#]			
Period	Mirae Asset Nifty India Manufacturing ETF Fund of Fund	Scheme Benchmark*	Additional Benchmark**
Last 1 Year	7.03%	7.94%	-6.01%
Last 3 Years	20.35%	21.67%	8.14%
Since Inception	14.50%	15.77%	6.60%
Value of Rs. 10000 invested Since Inception	₹17,573	₹18,402	₹13,048
NAV as on 31 st March, 2026	₹17.573		
Index Value 31 st March, 2026	Index Value of Scheme Benchmark is ₹18,324.940 and BSE Sensex (TRI) is ₹1,12,988.478		
Allotment Date	31 st January 2022		
Scheme Benchmark	*Nifty India Manufacturing Index (TRI)		
Additional Benchmark	**BSE Sensex (TRI)		
Mirae Asset Nifty Midcap 150 ETF - Fund Managers - Ms. Ekta Gala and Mr. Ritesh Patel			
Period	Mirae Asset Nifty Midcap 150 ETF	Scheme Benchmark*	Additional Benchmark**
Last 1 Year	2.22%	2.27%	-6.01%
Last 3 Years	20.21%	20.32%	8.14%
Since Inception	17.08%	17.27%	8.31%
Value of Rs. 10000 invested Since Inception	₹18,979	₹19,103	₹13,832
NAV as on 31 st March, 2026	₹19.8123		
Index Value 31 st March, 2026	Index Value of Scheme Benchmark is ₹24,753.2100 and BSE Sensex (TRI) is ₹1,12,988.4783		
Allotment Date	9 th March 2022		
Scheme Benchmark	*Nifty Midcap 150 Index (TRI)		
Additional Benchmark	**BSE Sensex (TRI)		
Mirae Asset Nifty SDL Jun 2027 Index Fund - Fund Managers - Ms. Pranavi Kulkarni [@]			
Period	Mirae Asset Nifty SDL Jun 2027 Index Fund	Scheme Benchmark*	Additional Benchmark**
Last 1 Year	6.96%	7.34%	2.11%
Last 3 Years	7.44%	7.81%	6.79%
Since Inception	6.41%	6.89%	5.87%
Value of Rs. 10000 invested Since Inception	₹12,826	₹13,057	₹12,569
NAV as on 31 st March, 2026	₹12.8256		
Index Value 31 st March, 2026	Index Value of Scheme Benchmark is ₹1,313.2100 and Crisil 10 yr Gilt index is ₹5,114.4745		
Allotment Date	30 th March 2022		
Scheme Benchmark	*Nifty SDL Jun 2027 Index		
Additional Benchmark	**Crisil 10 yr Gilt index		

Monthly Factsheet as on 31 March, 2026

Mirae Asset Global X Artificial Intelligence & Technology ETF Fund of Fund - Fund Managers - Mr. Siddharth Srivastava			
Period	Mirae Asset Global X Artificial Intelligence & Technology ETF Fund of Fund	Scheme Benchmark*	Additional Benchmark**
Last 1 Year	41.47%	42.04%	-3.99%
Last 3 Years	29.45%	30.51%	10.02%
Since Inception	30.49%	31.65%	7.99%
Value of Rs. 10000 invested Since Inception	₹25,819	₹26,649	₹13,151
NAV as on 31 st March, 2026	₹25.819		
Index Value 31 st March, 2026	Index Value of Scheme Benchmark is ₹8,381.789 and Nifty 50 Index (TRI) is ₹33,655.430		
Allotment Date	7 th September 2022		
Scheme Benchmark	*Indxx Artificial Intelligence & Big Data Index (TRI) (INR)		
Additional Benchmark	**Nifty 50 Index (TRI)		

Mirae Asset Global Electric & Autonomous Vehicles Equity Passive FOF ^E (Formerly Known as Mirae Asset Global Electric & Autonomous Vehicles ETFs Fund of Fund) - Fund Managers - Mr. Siddharth Srivastava			
Period	Mirae Asset Global Electric & Autonomous Vehicles Equity Passive FOF	Scheme Benchmark*	Additional Benchmark**
Last 1 Year	61.61%	60.86%	-3.99%
Last 3 Years	13.20%	15.45%	10.02%
Since Inception	11.31%	15.06%	7.99%
Value of Rs. 10000 invested Since Inception	₹14,653	₹16,488	₹13,151
NAV as on 31 st March, 2026	₹14.653		
Index Value 31 st March, 2026	Index Value of Scheme Benchmark is ₹2,614.489 and Nifty 50 Index (TRI) is ₹33,655.430		
Allotment Date	7 th September 2022		
Scheme Benchmark	*Solactive Autonomous & Electric Vehicles Index (TRI) (INR)		
Additional Benchmark	**Nifty 50 Index (TRI)		

Mirae Asset Crisil IBX Gilt Index - April 2033 Index Fund - Fund Managers - Ms. Pranavi Kulkarni [@]			
Period	Mirae Asset Crisil IBX Gilt Index - April 2033 Index Fund	Scheme Benchmark*	Additional Benchmark**
Last 1 Year	4.01%	4.21%	2.11%
Last 3 Years	7.31%	7.71%	6.79%
Since Inception	7.66%	8.08%	7.24%
Value of Rs. 10000 invested Since Inception	₹12,896	₹13,070	₹12,726
NAV as on 31 st March, 2026	₹12.8957		
Index Value 31 st March, 2026	Index Value of Scheme Benchmark is ₹1,304.1205 and Crisil 10 yr Gilt index is ₹5,114.4745		
Allotment Date	20 th October 2022		
Scheme Benchmark	*CRISIL IBX Gilt Index - April 2033		
Additional Benchmark	**Crisil 10 yr Gilt index		

Mirae Asset Nifty AAA PSU Bond Plus SDL Apr 2026 50:50 Index Fund - Fund Managers - Ms. Pranavi Kulkarni [@]			
Period	Mirae Asset Nifty AAA PSU Bond Plus SDL Apr 2026 50:50 Index Fund	Scheme Benchmark*	Additional Benchmark**
Last 1 Year	6.49%	6.90%	2.11%
Last 3 Years	7.03%	7.45%	6.79%
Since Inception	7.05%	7.56%	7.24%
Value of Rs. 10000 invested Since Inception	₹12,647	₹12,856	₹12,726
NAV as on 31 st March, 2026	₹12.6468		
Index Value 31 st March, 2026	Index Value of Scheme Benchmark is ₹1,289.9700 and Crisil 10 yr Gilt index is ₹5,114.4745		
Allotment Date	20 th October 2022		
Scheme Benchmark	*Nifty AAA PSU Bond Plus SDL Apr 2026 50:50 Index		
Additional Benchmark	**Crisil 10 yr Gilt index		

Monthly Factsheet as on 31 March, 2026

Mirae Asset Gold ETF - Fund Managers - Mr. Ritesh Patel and Mr. Akshay Udeshi (Co-fund manager)			
Period	Mirae Asset Gold ETF	Scheme Benchmark*	Additional Benchmark**
Last 1 Year	60.33%	61.86%	-3.99%
Last 3 Years	33.69%	34.83%	10.02%
Since Inception	34.56%	35.84%	8.69%
Value of Rs. 10000 invested Since Inception	₹25,169	₹25,924	₹12,959
NAV as on 31 st March, 2026	₹142.2772		
Index Value 31 st March, 2026	Index Value of Scheme Benchmark is ₹1,46,12,600.0000 and Nifty 50 (TRI) is ₹33,655.4300		
Allotment Date	20 th February 2023		
Scheme Benchmark	*Domestic Price of Physical Gold		
Additional Benchmark	**Nifty 50 (TRI)		
Mirae Asset Nifty 100 Low Volatility 30 ETF - Fund Managers - Ms. Ekta Gala and Mr. Akshay Udeshi			
Period	Mirae Asset Nifty 100 Low Volatility 30 ETF	Scheme Benchmark*	Additional Benchmark**
Last 1 Year	-1.90%	-1.51%	-3.99%
Last 3 Years	12.97%	13.37%	10.02%
Since Inception	13.45%	13.88%	10.84%
Value of Rs. 10000 invested Since Inception	₹14,641	₹14,811	₹13,646
NAV as on 31 st March, 2026	₹187.2790		
Index Value 31 st March, 2026	Index Value of Scheme Benchmark is ₹25,605.7600 and Nifty 50 Index (TRI) is ₹33,655.4300		
Allotment Date	24 th March 2023		
Scheme Benchmark	*Nifty 100 Low Volatility 30 (TRI)		
Additional Benchmark	**Nifty 50 Index (TRI)		
Mirae Asset Nifty 8-13 yr G-Sec ETF - Fund Managers - Ms. Pranavi Kulkarni@			
Period	Mirae Asset Nifty 8-13 yr G-Sec ETF	Scheme Benchmark*	Additional Benchmark**
Last 1 Year	3.52%	3.32%	2.11%
Last 3 Years	7.27%	7.33%	6.79%
Since Inception	7.27%	7.33%	6.79%
Value of Rs. 10000 invested Since Inception	₹12,347	₹12,366	₹12,180
NAV as on 31 st March, 2026	₹29.3591		
Index Value 31 st March, 2026	Index Value of Scheme Benchmark is ₹2,941.2000 and Crisil 10 Yr gilt index is ₹5,114.4745		
Allotment Date	31 st March 2023		
Scheme Benchmark	*Nifty 8-13 yr G-Sec Index		
Additional Benchmark	**Crisil 10 Yr gilt index		
Mirae Asset Nifty SDL June 2028 Index Fund - Fund Managers - Ms. Pranavi Kulkarni@			
Period	Mirae Asset Nifty SDL June 2028 Index Fund	Scheme Benchmark*	Additional Benchmark**
Last 1 Year	6.53%	6.73%	2.11%
Last 3 Years	7.38%	7.90%	6.79%
Since Inception	7.38%	7.90%	6.79%
Value of Rs. 10000 invested Since Inception	₹12,385	₹12,564	₹12,180
NAV as on 31 st March, 2026	₹12.3851		
Index Value 31 st March, 2026	Index Value of Scheme Benchmark is ₹1,268.9700 and Crisil 10 Yr gilt index is ₹5,114.4745		
Allotment Date	31 st March 2023		
Scheme Benchmark	*Nifty SDL June 2028 Index		
Additional Benchmark	**Crisil 10 Yr gilt index		

Monthly Factsheet as on 31 March, 2026

Mirae Asset Silver ETF - Fund Managers - Mr. Ritesh Patel and Mr. Akshay Udeshi (Co-fund manager)			
Period	Mirae Asset Silver ETF	Scheme Benchmark*	Additional Benchmark**
Last 1 Year	129.77%	129.00%	-3.99%
Since Inception	48.90%	49.79%	7.97%
Value of Rs. 10000 invested Since Inception	₹30,619	₹31,139	₹12,407
NAV as on 31 st March, 2026	₹226.5712		
Index Value 31 st March, 2026	Index Value of Scheme Benchmark is ₹2,28,860.0000 and Nifty 50 (TRI) is ₹33,655.4300		
Allotment Date	9 th June 2023		
Scheme Benchmark	*Domestic Price of Physical Silver (based on London Bullion Market association (LBMA) Silver daily spot fixing price.)		
Additional Benchmark	**Nifty 50 (TRI)		
Mirae Asset Nifty Bank ETF - Fund Managers - Ms. Ekta Gala and Mr. Ritesh Patel			
Period	Mirae Asset Nifty Bank ETF	Scheme Benchmark*	Additional Benchmark**
Last 1 Year	-1.85%	-1.73%	-3.99%
Since Inception	3.74%	3.93%	5.36%
Value of Rs. 10000 invested Since Inception	₹11,043	₹11,095	₹11,513
NAV as on 31 st March, 2026	₹510.0240		
Index Value 31 st March, 2026	Index Value of Scheme Benchmark is ₹70,111.6200 and Nifty 50 (TRI) is ₹33,655.4300		
Allotment Date	20 th July 2023		
Scheme Benchmark	*Nifty Bank Index (TRI)		
Additional Benchmark	**Nifty 50 (TRI)		
Mirae Asset Nifty 1D Rate Liquid ETF - IDCW** (Formerly Known as Mirae Asset Nifty 1D Rate Liquid ETF) - Fund Managers - Mr. Krishnpal Yadav			
Period	Mirae Asset Nifty 1D Rate Liquid ETF - IDCW	Scheme Benchmark*	Additional Benchmark**
Last 1 Year	4.54%	5.47%	5.30%
Since Inception	5.52%	6.27%	6.54%
Value of Rs. 10000 invested Since Inception	₹11,548	₹11,770	₹11,850
NAV as on 31 st March, 2026	₹1,000.0000		
Index Value 31 st March, 2026	Index Value of Scheme Benchmark is ₹2,542.3300 and Crisil 1 Year T-bill is ₹8,029.4759		
Allotment Date	27 th July 2023		
Scheme Benchmark	*Nifty 1D Rate Index		
Additional Benchmark	**Crisil 1 Year T-bill		
Mirae Asset BSE Sensex ETF* (Formerly Known as Mirae Asset S&P BSE Sensex ETF) - Fund Managers - Ms. Ekta Gala and Mr. Ritesh Patel			
Period	Mirae Asset BSE Sensex ETF	Scheme Benchmark*	Additional Benchmark**
Last 1 Year	-6.07%	-6.01%	-3.99%
Since Inception	4.64%	4.73%	6.41%
Value of Rs. 10000 invested Since Inception	₹11,203	₹11,227	₹11,683
NAV as on 31 st March, 2026	₹73.7475		
Index Value 31 st March, 2026	Index Value of Scheme Benchmark is ₹1,12,988.4783 and Nifty 50 (TRI) is ₹33,655.4300		
Allotment Date	29 th September 2023		
Scheme Benchmark	*BSE Sensex (TRI)		
Additional Benchmark	**Nifty 50 (TRI)		

Monthly Factsheet as on 31 March, 2026

Mirae Asset Nifty 200 Alpha 30 ETF - Fund Managers - Ms. Ekta Gala and Mr. Akshay Udeshi			
Period	Mirae Asset Nifty 200 Alpha 30 ETF	Scheme Benchmark*	Additional Benchmark**
Last 1 Year	-1.73%	-0.96%	-6.01%
Since Inception	10.91%	11.75%	5.11%
Value of Rs. 10000 invested Since Inception	₹12,883	₹13,124	₹11,297
NAV as on 31 st March, 2026	₹22.0167		
Index Value 31 st March, 2026	Index Value of Scheme Benchmark is ₹27,721.3600 and BSE Sensex (TRI) is ₹1,12,988.4783		
Allotment Date	20 th October 2023		
Scheme Benchmark	*Nifty 200 Alpha 30 (TRI)		
Additional Benchmark	**BSE Sensex (TRI)		
Mirae Asset Nifty IT ETF - Fund Managers - Ms. Ekta Gala and Mr. Ritesh Patel			
Period	Mirae Asset Nifty IT ETF	Scheme Benchmark*	Additional Benchmark**
Last 1 Year	-19.40%	-19.35%	-6.01%
Since Inception	-1.19%	-1.06%	5.11%
Value of Rs. 10000 invested Since Inception	₹9,711	₹9,743	₹11,297
NAV as on 31 st March, 2026	₹30.5597		
Index Value 31 st March, 2026	Index Value of Scheme Benchmark is ₹41,606.8300 and BSE Sensex (TRI) is ₹1,12,988.4783		
Allotment Date	20 th October 2023		
Scheme Benchmark	*Nifty IT (TRI)		
Additional Benchmark	**BSE Sensex (TRI)		
Mirae Asset Multi Asset Allocation Fund - Fund Managers - Mr. Harshad Borawake, Mr. Siddharth Srivastava, Mr. Ritesh Patel and Mr. Basant Bafna			
Period	Mirae Asset Multi Asset Allocation Fund	Scheme Benchmark*	Additional Benchmark**
Last 1 Year	10.47%	6.33%	-6.01%
Since Inception	11.07%	8.58%	1.27%
Value of Rs. 10000 invested Since Inception	₹12,552	₹11,950	₹10,277
NAV as on 31 st March, 2026	₹12.552		
Index Value 31 st March, 2026	Index Value of Scheme Benchmark is ₹119.496 and BSE Sensex (TRI) is ₹1,12,988.478		
Allotment Date	31 st January 2024		
Scheme Benchmark	*65% Nifty 500 (TRI) + 25% Nifty Short Duration Debt Index + 7.5% Domestic Price of Gold + 2.5% Domestic Price of Silver		
Additional Benchmark	**BSE Sensex (TRI)		
Mirae Asset Nifty Smallcap 250 Momentum Quality 100 ETF - Fund Managers - Ms. Ekta Gala and Mr. Akshay Udeshi			
Period	Mirae Asset Nifty Smallcap 250 Momentum Quality 100 ETF	Scheme Benchmark*	Additional Benchmark**
Last 1 Year	-10.69%	-10.18%	-3.99%
Since Inception	-8.08%	-7.36%	1.38%
Value of Rs. 10000 invested Since Inception	₹8,378	₹8,515	₹10,293
NAV as on 31 st March, 2026	₹37.6121		
Index Value 31 st March, 2026	Index Value of Scheme Benchmark is ₹50,402.1100 and Nifty 50 (TRI) is ₹33,655.4300		
Allotment Date	23 rd February 2024		
Scheme Benchmark	*Nifty Smallcap 250 Momentum Quality 100 (TRI)		
Additional Benchmark	**Nifty 50 (TRI)		

Monthly Factsheet as on 31 March, 2026

Mirae Asset Nifty Smallcap 250 Momentum Quality 100 ETF Fund Of Fund - Fund Managers - Ms. Ekta Gala and Mr. Akshay Udeshi			
Period	Mirae Asset Nifty Smallcap 250 Momentum Quality 100 ETF Fund Of Fund	Scheme Benchmark*	Additional Benchmark**
Last 1 Year	-11.20%	-10.18%	-3.99%
Since Inception	-8.69%	-7.26%	1.12%
Value of Rs. 10000 invested Since Inception	₹8,276	₹8,547	₹10,235
NAV as on 31 st March, 2026	₹8.276		
Index Value 31 st March, 2026	Index Value of Scheme Benchmark is ₹50,402.110 and Nifty 50 (TRI) is ₹33,655.430		
Allotment Date	1 st March 2024		
Scheme Benchmark	*Nifty Smallcap 250 Momentum Quality 100 (TRI)		
Additional Benchmark	**Nifty 50 (TRI)		
Mirae Asset Nifty MidSmallcap400 Momentum Quality 100 ETF - Fund Managers - Ms. Ekta Gala and Mr. Akshay Udeshi			
Period	Mirae Asset Nifty MidSmallcap400 Momentum Quality 100 ETF	Scheme Benchmark*	Additional Benchmark**
Last 1 Year	-3.15%	-2.60%	-3.99%
Since Inception	-6.72%	-6.16%	0.49%
Value of Rs. 10000 invested Since Inception	₹8,788	₹8,887	₹10,092
NAV as on 31 st March, 2026	₹42.8697		
Index Value 31 st March, 2026	Index Value of Scheme Benchmark is ₹55,527.2500 and Nifty 50 (TRI) is ₹33,655.4300		
Allotment Date	22 nd May 2024		
Scheme Benchmark	*Nifty MidSmallcap400 Momentum Quality 100 (TRI)		
Additional Benchmark	**Nifty 50 (TRI)		
Mirae Asset Nifty MidSmallcap400 Momentum Quality 100 ETF Fund of Fund - Fund Managers - Ms. Ekta Gala and Mr. Akshay Udeshi			
Period	Mirae Asset Nifty MidSmallcap400 Momentum Quality 100 ETF Fund of Fund	Scheme Benchmark*	Additional Benchmark**
Last 1 Year	-3.48%	-2.60%	-3.99%
Since Inception	-7.92%	-5.98%	0.76%
Value of Rs. 10000 invested Since Inception	₹8,595	₹8,930	₹10,140
NAV as on 31 st March, 2026	₹8.595		
Index Value 31 st March, 2026	Index Value of Scheme Benchmark is ₹55,527.250 and Nifty 50 (TRI) is ₹33,655.430		
Allotment Date	30 th May 2024		
Scheme Benchmark	*Nifty MidSmallcap400 Momentum Quality 100 (TRI)		
Additional Benchmark	**Nifty 50 (TRI)		
Mirae Asset Nifty EV and New Age Automotive ETF - Fund Managers - Ms. Ekta Gala and Mr. Vishal Singh [#]			
Period	Mirae Asset Nifty EV and New Age Automotive ETF	Scheme Benchmark*	Additional Benchmark**
Last 1 Year	-0.95%	-0.52%	-3.99%
Since Inception	-12.41%	-12.00%	-3.85%
Value of Rs. 10000 invested Since Inception	₹7,959	₹8,023	₹9,345
NAV as on 31 st March, 2026	₹26.3922		
Index Value 31 st March, 2026	Index Value of Scheme Benchmark is ₹2,828.3300 and Nifty 50 (TRI) is ₹33,655.4300		
Allotment Date	10 th July 2024		
Scheme Benchmark	*Nifty EV and New Age Automotive (TRI)		
Additional Benchmark	**Nifty 50 (TRI)		

Monthly Factsheet as on 31 March, 2026

Mirae Asset Nifty 200 Alpha 30 ETF Fund of Fund - Fund Managers - Ms. Ekta Gala and Mr. Akshay Udeshi			
Period	Mirae Asset Nifty 200 Alpha 30 ETF Fund of Fund	Scheme Benchmark*	Additional Benchmark**
Last 1 Year	-2.52%	-0.96%	-3.99%
Since Inception	-14.88%	-13.38%	-5.16%
Value of Rs. 10000 invested Since Inception	₹7,630	₹7,857	₹9,149
NAV as on 31 st March, 2026	₹7.630		
Index Value 31 st March, 2026	Index Value of Scheme Benchmark is ₹27,721.360 and Nifty 50 (TRI) is ₹33,655.430		
Allotment Date	26 th July 2024		
Scheme Benchmark	*Nifty 200 Alpha 30 (TRI)		
Additional Benchmark	**Nifty 50 (TRI)		

Mirae Asset Nifty500 Multicap 50:25:25 ETF - Fund Managers - Ms. Ekta Gala and Mr. Ritesh Patel			
Period	Mirae Asset Nifty500 Multicap 50:25:25 ETF	Scheme Benchmark*	Additional Benchmark**
Last 1 Year	-2.71%	-2.54%	-3.99%
Since Inception	-8.99%	-8.76%	-6.54%
Value of Rs. 10000 invested Since Inception	₹8,614	₹8,648	₹8,984
NAV as on 31 st March, 2026	₹14.2971		
Index Value 31 st March, 2026	Index Value of Scheme Benchmark is ₹18,552.2500 and Nifty 50 (TRI) is ₹33,655.4300		
Allotment Date	30 th August 2024		
Scheme Benchmark	*Nifty500 Multicap 50:25:25 (TRI)		
Additional Benchmark	**Nifty 50 (TRI)		

Mirae Asset Nifty PSU Bank ETF - Fund Managers - Ms. Ekta Gala and Mr. Akshay Udeshi			
Period	Mirae Asset Nifty PSU Bank ETF	Scheme Benchmark*	Additional Benchmark**
Last 1 Year	26.29%	26.61%	-3.99%
Since Inception	10.97%	11.24%	-8.27%
Value of Rs. 10000 invested Since Inception	₹11,685	₹11,727	₹8,789
NAV as on 31 st March, 2026	₹79.0154		
Index Value 31 st March, 2026	Index Value of Scheme Benchmark is ₹10,735.4900 and Nifty 50 (TRI) is ₹33,655.4300		
Allotment Date	1 st October 2024		
Scheme Benchmark	*Nifty PSU Bank (TRI)		
Additional Benchmark	**Nifty 50 (TRI)		

Mirae Asset Nifty Metal ETF - Fund Managers - Ms. Ekta Gala and Mr. Akshay Udeshi			
Period	Mirae Asset Nifty Metal ETF	Scheme Benchmark*	Additional Benchmark**
Last 1 Year	23.18%	23.60%	-3.99%
Since Inception	6.86%	7.25%	-6.97%
Value of Rs. 10000 invested Since Inception	₹11,040	₹11,100	₹8,979
NAV as on 31 st March, 2026	₹11.2111		
Index Value 31 st March, 2026	Index Value of Scheme Benchmark is ₹16,884.2600 and Nifty 50 (TRI) is ₹33,655.4300		
Allotment Date	3 rd October 2024		
Scheme Benchmark	*Nifty Metal (TRI)		
Additional Benchmark	**Nifty 50 (TRI)		

Monthly Factsheet as on 31 March, 2026

Mirae Asset Nifty LargeMidcap 250 Index Fund - Fund Managers - Ms. Ekta Gala and Mr. Ritesh Patel			
Period	Mirae Asset Nifty LargeMidcap 250 Index Fund	Scheme Benchmark*	Additional Benchmark**
Last 1 Year	-1.86%	-0.82%	-3.99%
Since Inception	-6.03%	-5.06%	-5.01%
Value of Rs. 10000 invested Since Inception	₹9,148	₹9,283	₹9,290
NAV as on 31 st March, 2026	₹9.1480		
Index Value 31 st March, 2026	Index Value of Scheme Benchmark is ₹18,939.9600 and Nifty 50 (TRI) is ₹33,655.4300		
Allotment Date	24 th October 2024		
Scheme Benchmark	*Nifty LargeMidcap 250 (TRI)		
Additional Benchmark	**Nifty 50 (TRI)		

Mirae Asset Nifty 50 Index Fund - Fund Managers - Ms. Ekta Gala and Mr. Ritesh Patel			
Period	Mirae Asset Nifty 50 Index Fund	Scheme Benchmark*	Additional Benchmark**
Last 1 Year	-4.76%	-3.99%	-6.01%
Since Inception	-5.82%	-5.01%	-6.27%
Value of Rs. 10000 invested Since Inception	₹9,177	₹9,290	₹9,114
NAV as on 31 st March, 2026	₹9.1771		
Index Value 31 st March, 2026	Index Value of Scheme Benchmark is ₹33,655.4300 and BSE Sensex (TRI) is ₹1,12,988.4783		
Allotment Date	24 th October 2024		
Scheme Benchmark	*Nifty 50 (TRI)		
Additional Benchmark	**BSE Sensex (TRI)		

Mirae Asset Gold ETF Fund of Fund - Fund Managers - Ms. Ritesh Patel and Mr. Akshay Udeshi			
Period	Mirae Asset Gold ETF Fund of Fund	Scheme Benchmark*	Additional Benchmark**
Last 1 Year	60.70%	61.86%	-3.99%
Since Inception	52.26%	55.63%	-4.42%
Value of Rs. 10000 invested Since Inception	₹18,244	₹18,824	₹9,374
NAV as on 31 st March, 2026	₹18.244		
Index Value 31 st March, 2026	Index Value of Scheme Benchmark is ₹1,46,12,600.000 and Nifty 50 (TRI) is ₹33,655.430		
Allotment Date	25 th October 2024		
Scheme Benchmark	*Domestic Price of physical gold		
Additional Benchmark	**Nifty 50 (TRI)		

Mirae Asset Nifty Total Market Index Fund - Fund Managers - Ms. Ekta Gala and Mr. Ritesh Patel			
Period	Mirae Asset Nifty Total Market Index Fund	Scheme Benchmark*	Additional Benchmark**
Last 1 Year	-4.01%	-3.09%	-3.99%
Since Inception	-7.00%	-6.18%	-4.88%
Value of Rs. 10000 invested Since Inception	₹9,019	₹9,132	₹9,313
NAV as on 31 st March, 2026	₹9.0192		
Index Value 31 st March, 2026	Index Value of Scheme Benchmark is ₹15,119.6900 and Nifty 50 (TRI) is ₹33,655.4300		
Allotment Date	28 th October 2024		
Scheme Benchmark	*Nifty Total Market (TRI)		
Additional Benchmark	**Nifty 50 (TRI)		

Monthly Factsheet as on 31 March, 2026

Mirae Asset Nifty 1D Rate Liquid ETF - Growth - Fund Managers - Mr. Krishnpal Yadav			
Period	Mirae Asset Nifty 1D Rate Liquid ETF - Growth	Scheme Benchmark*	Additional Benchmark**
Last 1 Year	5.25%	5.47%	2.11%
Since Inception	5.60%	5.79%	4.54%
Value of Rs. 10000 invested Since Inception	₹10,789	₹10,817	₹10,639
NAV as on 31 st March, 2026	₹1,078.9135		
Index Value 31 st March, 2026	Index Value of Scheme Benchmark is ₹2,542.3300 and CRISIL 10 Year Gilt Index is ₹5,114.4745		
Allotment Date	7 th November 2024		
Scheme Benchmark	*Nifty 1D Rate Index		
Additional Benchmark	**CRISIL 10 Year Gilt Index		
Mirae Asset Nifty India New Age Consumption ETF - Fund Managers - Ms. Ekta Gala and Mr. Vishal Singh [#]			
Period	Mirae Asset Nifty India New Age Consumption ETF	Scheme Benchmark*	Additional Benchmark**
Last 1 Year	-7.14%	-6.80%	-6.01%
Since Inception	-14.13%	-13.81%	-5.71%
Value of Rs. 10000 invested Since Inception	₹8,254	₹8,292	₹9,286
NAV as on 31 st March, 2026	₹9.7173		
Index Value 31 st March, 2026	Index Value of Scheme Benchmark is ₹11,645.7900 and BSE Sensex (TRI) is ₹1,12,988.4783		
Allotment Date	26 th December 2024		
Scheme Benchmark	*Nifty India New Age Consumption (TRI)		
Additional Benchmark	**BSE Sensex (TRI)		
Mirae Asset Nifty India New Age Consumption ETF Fund of Fund - Fund Managers - Ms. Ekta Gala and Mr. Vishal Singh [#]			
Period	Mirae Asset Nifty India New Age Consumption ETF Fund of Fund	Scheme Benchmark*	Additional Benchmark**
Last 1 Year	-7.32%	-6.80%	-3.99%
Since Inception	-16.69%	-15.90%	-5.21%
Value of Rs. 10000 invested Since Inception	₹7,972	₹8,066	₹9,358
NAV as on 31 st March, 2026	₹7.972		
Index Value 31 st March, 2026	Index Value of Scheme Benchmark is ₹11,645.790 and Nifty 50 (TRI) is ₹33,655.430		
Allotment Date	2 nd January 2025		
Scheme Benchmark	*Nifty India New Age Consumption (TRI)		
Additional Benchmark	**Nifty 50 (TRI)		
Mirae Asset BSE 200 Equal Weight ETF - Fund Managers - Ms. Ekta Gala and Mr. Akshay Udeshi			
Period	Mirae Asset BSE 200 Equal Weight ETF	Scheme Benchmark*	Additional Benchmark**
Last 1 Year	-0.87%	-0.75%	-6.01%
Since Inception	4.09%	4.40%	-1.73%
Value of Rs. 10000 invested Since Inception	₹10,433	₹10,466	₹9,818
NAV as on 31 st March, 2026	₹11.8225		
Index Value 31 st March, 2026	Index Value of Scheme Benchmark is ₹15,159.7649 and BSE Sensex (TRI) is ₹1,12,988.4783		
Allotment Date	10 th March 2025		
Scheme Benchmark	*BSE 200 Equal Weight (TRI)		
Additional Benchmark	**BSE Sensex (TRI)		

Monthly Factsheet as on 31 March, 2026

Mirae Asset BSE Select IPO ETF - Fund Managers - Ms. Ekta Gala and Mr. Vishal Singh [#]			
Period	Mirae Asset BSE Select IPO ETF	Scheme Benchmark*	Additional Benchmark**
Last 1 Year	-9.15%	-8.74%	-6.01%
Since Inception	-3.76%	-3.15%	-1.73%
Value of Rs. 10000 invested Since Inception	₹9,603	₹9,667	₹9,818
NAV as on 31 st March, 2026	₹38.1193		
Index Value 31 st March, 2026	Index Value of Scheme Benchmark is ₹4,217.3345 and BSE Sensex (TRI) is ₹1,12,988.4783		
Allotment Date	10 th March 2025		
Scheme Benchmark	*BSE Select IPO (TRI)		
Additional Benchmark	**BSE Sensex (TRI)		

Mirae Asset BSE 200 Equal Weight ETF Fund of Fund - Fund Managers - Ms. Ekta Gala and Mr. Akshay Udeshi			
Period	Mirae Asset BSE 200 Equal Weight ETF Fund of Fund	Scheme Benchmark*	Additional Benchmark**
Last 1 Year	-2.04%	-0.75%	-6.01%
Since Inception	0.87%	2.49%	-3.26%
Value of Rs. 10000 invested Since Inception	₹10,090	₹10,258	₹9,663
NAV as on 31 st March, 2026	₹10.090		
Index Value 31 st March, 2026	Index Value of Scheme Benchmark is ₹15,159.765 and BSE Sensex (TRI) is ₹1,12,988.478		
Allotment Date	18 th March 2025		
Scheme Benchmark	*BSE 200 Equal Weight (TRI)		
Additional Benchmark	**BSE Sensex (TRI)		

Mirae Asset BSE Select IPO ETF Fund of Fund - Fund Managers - Ms. Ekta Gala and Mr. Vishal Singh [#]			
Period	Mirae Asset BSE Select IPO ETF Fund of Fund	Scheme Benchmark*	Additional Benchmark**
Last 1 Year	-9.93%	-8.74%	-6.01%
Since Inception	-6.11%	-4.77%	-3.26%
Value of Rs. 10000 invested Since Inception	₹9,368	₹9,507	₹9,663
NAV as on 31 st March, 2026	₹9.368		
Index Value 31 st March, 2026	Index Value of Scheme Benchmark is ₹4,217.334 and BSE Sensex (TRI) is ₹1,12,988.478		
Allotment Date	18 th March 2025		
Scheme Benchmark	*BSE Select IPO (TRI)		
Additional Benchmark	**BSE Sensex (TRI)		

Mirae Asset Nifty50 Equal Weight ETF - Fund Managers - Ms. Ekta Gala and Mr. Akshay Udeshi			
Period	Mirae Asset Nifty50 Equal Weight ETF	Scheme Benchmark*	Additional Benchmark**
6 Months (Simple Annualized)	-12.25%	-12.11%	-18.09%
Since Inception (Simple Annualized)	0.05%	0.34%	-6.68%
Value of Rs. 10000 invested Since Inception	₹10,004	₹10,030	₹9,404
NAV as on 31 st March, 2026	₹297.7005		
Index Value 31 st March, 2026	Index Value of Scheme Benchmark is ₹50,846.1400 and Nifty 50 (TRI) is ₹33,655.4300		
Allotment Date	9 th May 2025		
Scheme Benchmark	*Nifty50 Equal Weight (TRI)		
Additional Benchmark	**Nifty 50 (TRI)		

Monthly Factsheet as on 31 March, 2026

Mirae Asset CRISIL-IBX Financial Services 9-12 Months Debt Index Fund - Fund Managers - Ms. Pranavi Kulkarni [@]			
Period	Mirae Asset CRISIL-IBX Financial Services 9-12 Months Debt Index Fund	Scheme Benchmark*	Additional Benchmark**
6 Months (Simple Annualized)	5.07%	5.36%	3.96%
Since Inception (Simple Annualized)	5.49%	5.82%	4.09%
Value of Rs. 10000 invested Since Inception	₹10,420	₹10,445	₹10,312
NAV as on 31 st March, 2026	₹10.4199		
Index Value 31 st March, 2026	Index Value of Scheme Benchmark is ₹1,076.7808 and CRISIL 1 Year T-bill Index is ₹8,029.4759		
Allotment Date	25 th June 2025		
Scheme Benchmark	*CRISIL-IBX Financial Services 9-12 Months Debt Index		
Additional Benchmark	**CRISIL 1 Year T-bill Index		
Mirae Asset Nifty India Internet ETF - Fund Managers - Ms. Ekta Gala and Mr. Vishal Singh [#]			
Period	Mirae Asset Nifty India Internet ETF	Scheme Benchmark*	Additional Benchmark**
6 Months (Simple Annualized)	-45.90%	-45.74%	-18.09%
Since Inception (Simple Annualized)	-26.83%	-26.61%	-16.07%
Value of Rs. 10000 invested Since Inception	₹7,993	₹8,009	₹8,798
NAV as on 31 st March, 2026	₹10.7641		
Index Value 31 st March, 2026	Index Value of Scheme Benchmark is ₹1,098.3934 and Nifty 50 (TRI) is ₹33,655.4300		
Allotment Date	1 st July 2025		
Scheme Benchmark	*Nifty India Internet (TRI)		
Additional Benchmark	**Nifty 50 (TRI)		
Mirae Asset Multi Factor Passive FOF - Fund Managers - Mr. Ritesh Patel			
Period	Mirae Asset Multi Factor Passive FOF	Scheme Benchmark*	Additional Benchmark**
6 Months (Simple Annualized)	-13.12%	-18.97%	-18.09%
Since Inception (Simple Annualized)	-9.93%	-14.23%	-14.19%
Value of Rs. 10000 invested Since Inception	₹9,418	₹9,166	₹9,168
NAV as on 31 st March, 2026	₹9.418		
Index Value 31 st March, 2026	Index Value of Scheme Benchmark is ₹32,813.140 and Nifty 50 (TRI) is ₹33,655.430		
Allotment Date	29 th August 2025		
Scheme Benchmark	*Nifty 500 (TRI)		
Additional Benchmark	**Nifty 50 (TRI)		
Mirae Asset Gold Silver Passive FoF - Fund Managers - Mr. Ritesh Patel			
Period	Mirae Asset Gold Silver Passive FoF	Scheme Benchmark*	Additional Benchmark**
6 Months (Simple Annualized)	82.71%	90.82%	-18.09%
Since Inception (Simple Annualized)	110.28%	118.53%	-14.19%
Value of Rs. 10000 invested Since Inception	₹16,466	₹16,949	₹9,168
NAV as on 31 st March, 2026	₹16.466		
Index Value 31 st March, 2026	Index Value of Scheme Benchmark is ₹1,69,492.643 and Nifty50 (TRI) is ₹33,655.430		
Allotment Date	29 th August 2025		
Scheme Benchmark	*Domestic Price of Gold (50%) + Domestic Price of Silver (50%)		
Additional Benchmark	**Nifty 50 (TRI)		

Past Performance may or may not be sustained in future..

For computation of since inception returns (%) the allotment NAV has been taken as ₹1000.00 for Mirae Asset Liquid Fund, Mirae Asset Overnight Fund, Mirae Asset Low Duration Fund, Mirae Asset Money Market Fund & Mirae Asset Ultra Short Duration Fund and ₹10.00 for all other Schemes. In case, the start / end date of the concerned period is a non-business date (NBD), the NAV of the previous date is considered for computation of returns. Returns (%) for less than 1 year calculated on simple annualized basis. The calculations of returns shall assume reinvestment of all payouts at the then prevailing NAV. CAGR - Compounded Annualised Growth returns. NAV (per unit) is at the end of the period.

Inception date of Mirae Asset Low Duration Fund is March 05 2008, however since inception returns are calculated from June 26, 2012 as there were no investors in the interim period in the institutional plan

**Standard benchmark prescribed as per the applicable SEBI circular.

For Mirae Asset Low Duration Fund the returns are for Regular Savings Plan - Growth Option. Returns for others scheme are provided for Regular Plan Growth Option. Load is not considered for computation of return.

Mirae Asset Nifty Smallcap 250 ETF, Mirae Asset Nifty Energy ETF, Mirae Asset BSE 500 Dividend Leaders 50 ETF, Mirae Asset Nifty Top 20 Equal Weight ETF, Mirae Asset BSE India Defence ETF, Mirae Asset BSE India Defence ETF FOF, Mirae Asset Nifty 500 Healthcare ETF, Mirae Asset Nifty India Infrastructure & Logistics ETF, Mirae Asset Nifty Metal ETF FOF, Mirae Asset Silver ETF FOF and Mirae Asset Nifty 500 Value 50 ETF are in existence for less than 6 Months, as per SEBI regulation performance of the schemes has not been shown.

Latest available NAV has been taken for return calculation wherever applicable.

*Pursuant to notice cum addendum no. 28/2024, the name of scheme of Mirae Asset Mutual Fund has been changed with effect from June 01, 2024.

**Pursuant to notice cum addendum no. 54/2024, the name of scheme of Mirae Asset Mutual Fund has been changed with effect from October 23, 2024.

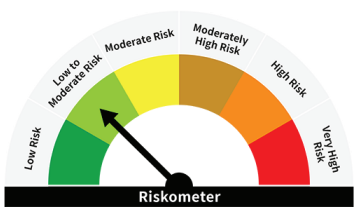
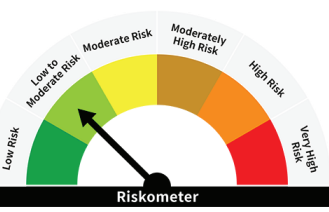
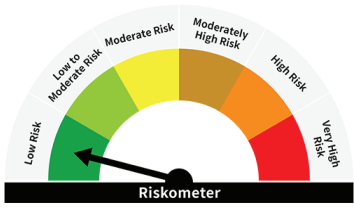
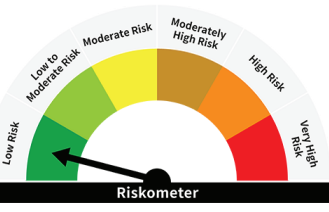
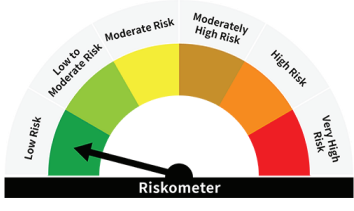
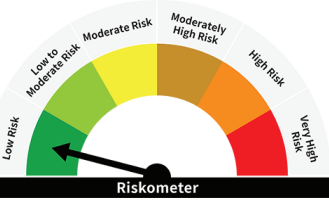
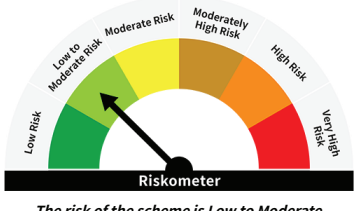
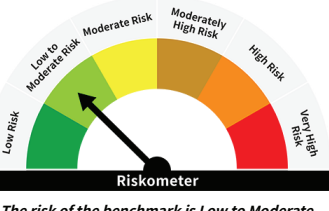
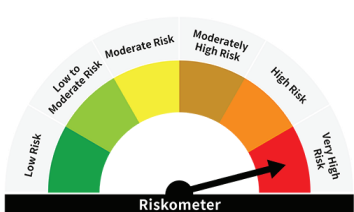

† Pursuant to notice cum addendum no. 29/2025, the name of scheme of Mirae Asset Mutual Fund has been changed with effect from May 06, 2025.

^^ Pursuant to notice cum addendum no. 83/2026, Fund Manager of the scheme has been changed with effect from January 01, 2026.

@ Pursuant to notice cum addendum no. 12/2026, Fund Manager of the scheme has been changed with effect from February 05, 2026.

Pursuant to notice cum addendum no. 25/2026, Fund Manager of the scheme has been changed with effect from March 25, 2026. Please visit the website for more details:

Please visit the website for more details: <https://www.miraeassetmf.co.in/downloads/statutory-disclosure/addendum>

Name of The Scheme	These products are suitable for investors who are seeking**	Riskometer	
<p>Mirae Asset Liquid Fund (Liquid Fund - An open ended liquid scheme. A relatively low interest rate risk and moderate credit risk)</p>	<ul style="list-style-type: none"> • Optimal returns over short term • Investment in a portfolio of short duration money market and debt instruments with residual maturity up to 91 days only 	<p>Scheme Riskometer</p>  <p>The risk of the scheme is Low to Moderate</p>	<p>Scheme Benchmark: Nifty Liquid Index A-1 Benchmark Riskometer</p>  <p>The risk of the benchmark is Low to Moderate</p>
<p>Mirae Asset Overnight Fund (Overnight Fund - An open ended debt scheme investing in overnight securities. A relatively low interest rate risk and relatively low credit risk)</p>	<ul style="list-style-type: none"> • Regular income over a short term that may be in line with the overnight call rates • Investment in overnight securities 	<p>Scheme Riskometer</p>  <p>The risk of the scheme is Low</p>	<p>Scheme Benchmark: Nifty 1D Rate Index Benchmark Riskometer</p>  <p>The risk of the benchmark is Low</p>
<p>Mirae Asset Arbitrage Fund (Arbitrage Fund - An open ended scheme investing in arbitrage opportunities)</p>	<ul style="list-style-type: none"> • Income over short term • Investments predominantly in arbitrage opportunities in the cash and derivative segments and the arbitrage opportunities available within the derivative segment 	<p>Scheme Riskometer</p>  <p>The risk of the scheme is Low</p>	<p>Scheme Benchmark: Nifty 50 Arbitrage Index Benchmark Riskometer</p>  <p>The risk of the benchmark is Low</p>
<p>Mirae Asset Money Market Fund (Money Market Fund - An open ended debt scheme investing in money market instruments. A relatively low interest rate risk and moderate credit risk)</p>	<ul style="list-style-type: none"> • Short term savings • Investments predominantly in money market instruments 	<p>Scheme Riskometer</p>  <p>The risk of the scheme is Low to Moderate</p>	<p>Scheme Benchmark: Nifty Money Market Index A-1 Benchmark Riskometer</p>  <p>The risk of the benchmark is Low to Moderate</p>
<p>Mirae Asset Multi Asset Allocation Fund (Multi Asset Allocation Fund - An open ended scheme investing in equity, debt & money market instruments, Gold ETFs, Silver ETFs and exchange traded commodity derivatives)</p>	<ul style="list-style-type: none"> • To generate long term capital appreciation/income • Investments in equity, debt & money market instruments, commodity ETFs and exchange traded commodity derivatives. 	<p>Scheme Riskometer</p>  <p>The risk of the scheme is Very High</p>	<p>Scheme Benchmark: 65% Nifty 500 (TRI) + 25% Nifty Short Duration Debt Index + 7.5% Domestic Price of Gold + 2.5% Domestic Price of Silver Benchmark Riskometer</p>  <p>The risk of the benchmark is High</p>

**Investors should consult their financial advisers if they are not clear about the suitability of the product.

Name of The Scheme	Scheme Investment Objective	PRC Matrix																				
Mirae Asset Nifty SDL Jun 2027 Index Fund	<p>The investment objective of the scheme is to track the Nifty SDL Jun 2027 Index by investing in State Development Loans (SDL), maturing on or before June 15, 2027, subject to tracking errors.</p> <p>There is no assurance or guarantee that the investment objective of the scheme would be achieved.</p>	<table border="1"> <thead> <tr> <th colspan="4">Potential Risk Class Matrix (PRC)</th> </tr> <tr> <th>Credit Risk - Interest Rate Risk</th> <th>Relatively Low (Class A)</th> <th>Moderate (Class B)</th> <th>Relatively High (Class C)</th> </tr> </thead> <tbody> <tr> <td>Relatively Low (Class I)</td> <td></td> <td></td> <td></td> </tr> <tr> <td>Moderate (Class II)</td> <td></td> <td></td> <td></td> </tr> <tr> <td>Relatively High (Class III)</td> <td>A-III</td> <td></td> <td></td> </tr> </tbody> </table>	Potential Risk Class Matrix (PRC)				Credit Risk - Interest Rate Risk	Relatively Low (Class A)	Moderate (Class B)	Relatively High (Class C)	Relatively Low (Class I)				Moderate (Class II)				Relatively High (Class III)	A-III		
Potential Risk Class Matrix (PRC)																						
Credit Risk - Interest Rate Risk	Relatively Low (Class A)	Moderate (Class B)	Relatively High (Class C)																			
Relatively Low (Class I)																						
Moderate (Class II)																						
Relatively High (Class III)	A-III																					
Mirae Asset Crisil IBX Gilt Index - April 2033 Index Fund	<p>The investment objective of the scheme is to track the CRISIL IBX Gilt Index - April 2033 by investing in dated Government Securities (G-Sec), maturing on or before April 29, 2033, subject to tracking errors.</p> <p>However, there is no assurance that the investment objective of the Scheme will be realized and the Scheme does not assure or guarantee any returns.</p>	<table border="1"> <thead> <tr> <th colspan="4">Potential Risk Class Matrix (PRC)</th> </tr> <tr> <th>Credit Risk - Interest Rate Risk</th> <th>Relatively Low (Class A)</th> <th>Moderate (Class B)</th> <th>Relatively High (Class C)</th> </tr> </thead> <tbody> <tr> <td>Relatively Low (Class I)</td> <td></td> <td></td> <td></td> </tr> <tr> <td>Moderate (Class II)</td> <td></td> <td></td> <td></td> </tr> <tr> <td>Relatively High (Class III)</td> <td>A-III</td> <td></td> <td></td> </tr> </tbody> </table>	Potential Risk Class Matrix (PRC)				Credit Risk - Interest Rate Risk	Relatively Low (Class A)	Moderate (Class B)	Relatively High (Class C)	Relatively Low (Class I)				Moderate (Class II)				Relatively High (Class III)	A-III		
Potential Risk Class Matrix (PRC)																						
Credit Risk - Interest Rate Risk	Relatively Low (Class A)	Moderate (Class B)	Relatively High (Class C)																			
Relatively Low (Class I)																						
Moderate (Class II)																						
Relatively High (Class III)	A-III																					
Mirae Asset Nifty 8-13 yr G-Sec ETF	<p>The investment objective of the Scheme is to provide returns before expenses that correspond to the returns of Nifty 8-13 yr G-Sec Index, subject to tracking errors. There is no assurance that the investment objective of the scheme will be achieved.</p> <p>There is no assurance or guarantee that the investment objective of the scheme would be achieved.</p>	<table border="1"> <thead> <tr> <th colspan="4">Potential Risk Class Matrix (PRC)</th> </tr> <tr> <th>Credit Risk - Interest Rate Risk</th> <th>Relatively Low (Class A)</th> <th>Moderate (Class B)</th> <th>Relatively High (Class C)</th> </tr> </thead> <tbody> <tr> <td>Relatively Low (Class I)</td> <td></td> <td></td> <td></td> </tr> <tr> <td>Moderate (Class II)</td> <td></td> <td></td> <td></td> </tr> <tr> <td>Relatively High (Class III)</td> <td>A-III</td> <td></td> <td></td> </tr> </tbody> </table>	Potential Risk Class Matrix (PRC)				Credit Risk - Interest Rate Risk	Relatively Low (Class A)	Moderate (Class B)	Relatively High (Class C)	Relatively Low (Class I)				Moderate (Class II)				Relatively High (Class III)	A-III		
Potential Risk Class Matrix (PRC)																						
Credit Risk - Interest Rate Risk	Relatively Low (Class A)	Moderate (Class B)	Relatively High (Class C)																			
Relatively Low (Class I)																						
Moderate (Class II)																						
Relatively High (Class III)	A-III																					
Mirae Asset Nifty SDL June 2028 Index Fund	<p>The investment objective of the scheme is to track the Nifty SDL June 2028 Index by investing in State Development Loans (SDL), maturing on or before June 30, 2028, subject to tracking errors.</p> <p>There is no assurance or guarantee that the investment objective of the scheme would be achieved.</p>	<table border="1"> <thead> <tr> <th colspan="4">Potential Risk Class Matrix (PRC)</th> </tr> <tr> <th>Credit Risk - Interest Rate Risk</th> <th>Relatively Low (Class A)</th> <th>Moderate (Class B)</th> <th>Relatively High (Class C)</th> </tr> </thead> <tbody> <tr> <td>Relatively Low (Class I)</td> <td></td> <td></td> <td></td> </tr> <tr> <td>Moderate (Class II)</td> <td></td> <td></td> <td></td> </tr> <tr> <td>Relatively High (Class III)</td> <td>A-III</td> <td></td> <td></td> </tr> </tbody> </table>	Potential Risk Class Matrix (PRC)				Credit Risk - Interest Rate Risk	Relatively Low (Class A)	Moderate (Class B)	Relatively High (Class C)	Relatively Low (Class I)				Moderate (Class II)				Relatively High (Class III)	A-III		
Potential Risk Class Matrix (PRC)																						
Credit Risk - Interest Rate Risk	Relatively Low (Class A)	Moderate (Class B)	Relatively High (Class C)																			
Relatively Low (Class I)																						
Moderate (Class II)																						
Relatively High (Class III)	A-III																					
Mirae Asset Nifty 1D Rate Liquid ETF - IDCW	<p>The investment objective is to seek to provide current income, commensurate with low risk while providing a high level of liquidity through a portfolio of Tri-Party Repo on Government Securities or T-bills / Repo & Reverse Repo. The Scheme endeavors to provide returns that before expenses, closely correspond to the returns of Nifty 1D Rate Index subject to tracking errors.</p> <p>There is no assurance that the investment objective of the scheme will be achieved.</p>	<table border="1"> <thead> <tr> <th colspan="4">Potential Risk Class Matrix (PRC)</th> </tr> <tr> <th>Credit Risk - Interest Rate Risk</th> <th>Relatively Low (Class A)</th> <th>Moderate (Class B)</th> <th>Relatively High (Class C)</th> </tr> </thead> <tbody> <tr> <td>Relatively Low (Class I)</td> <td>A-I</td> <td></td> <td></td> </tr> <tr> <td>Moderate (Class II)</td> <td></td> <td></td> <td></td> </tr> <tr> <td>Relatively High (Class III)</td> <td></td> <td></td> <td></td> </tr> </tbody> </table>	Potential Risk Class Matrix (PRC)				Credit Risk - Interest Rate Risk	Relatively Low (Class A)	Moderate (Class B)	Relatively High (Class C)	Relatively Low (Class I)	A-I			Moderate (Class II)				Relatively High (Class III)			
Potential Risk Class Matrix (PRC)																						
Credit Risk - Interest Rate Risk	Relatively Low (Class A)	Moderate (Class B)	Relatively High (Class C)																			
Relatively Low (Class I)	A-I																					
Moderate (Class II)																						
Relatively High (Class III)																						
Mirae Asset Nifty 1D Rate Liquid ETF - Growth	<p>The investment objective is to seek to provide current income, commensurate with low risk while providing a high level of liquidity through a portfolio of Tri-Party Repo on Government Securities or T-bills / Repo & Reverse Repo. The Scheme endeavors to provide returns that before expenses, closely correspond to the returns of Nifty 1D Rate Index subject to tracking errors. However, the Scheme does not assure or guarantee any returns.</p> <p>There is no assurance that the investment objective of the Scheme will be achieved.</p>	<table border="1"> <thead> <tr> <th colspan="4">Potential Risk Class Matrix (PRC)</th> </tr> <tr> <th>Credit Risk - Interest Rate Risk</th> <th>Relatively Low (Class A)</th> <th>Moderate (Class B)</th> <th>Relatively High (Class C)</th> </tr> </thead> <tbody> <tr> <td>Relatively Low (Class I)</td> <td>A-I</td> <td></td> <td></td> </tr> <tr> <td>Moderate (Class II)</td> <td></td> <td></td> <td></td> </tr> <tr> <td>Relatively High (Class III)</td> <td></td> <td></td> <td></td> </tr> </tbody> </table>	Potential Risk Class Matrix (PRC)				Credit Risk - Interest Rate Risk	Relatively Low (Class A)	Moderate (Class B)	Relatively High (Class C)	Relatively Low (Class I)	A-I			Moderate (Class II)				Relatively High (Class III)			
Potential Risk Class Matrix (PRC)																						
Credit Risk - Interest Rate Risk	Relatively Low (Class A)	Moderate (Class B)	Relatively High (Class C)																			
Relatively Low (Class I)	A-I																					
Moderate (Class II)																						
Relatively High (Class III)																						

**Investors should consult their financial advisers if they are not clear about the suitability of the product.

Name of The Scheme	These products are suitable for investors who are seeking**	PRC Matrix																				
Mirae Asset Liquid Fund	<ul style="list-style-type: none"> Optimal returns over short term Investment in a portfolio of short duration money market and debt instruments with residual maturity up to 91 days only 	<table border="1"> <thead> <tr> <th colspan="4">Potential Risk Class Matrix (PRC)</th> </tr> <tr> <th>Credit Risk - Interest Rate Risk (Class I)</th> <th>Relatively Low (Class A)</th> <th>Moderate (Class B)</th> <th>Relatively High (Class C)</th> </tr> </thead> <tbody> <tr> <td>Relatively Low (Class I)</td> <td></td> <td>B-I</td> <td></td> </tr> <tr> <td>Moderate (Class II)</td> <td></td> <td></td> <td></td> </tr> <tr> <td>Relatively High (Class III)</td> <td></td> <td></td> <td></td> </tr> </tbody> </table>	Potential Risk Class Matrix (PRC)				Credit Risk - Interest Rate Risk (Class I)	Relatively Low (Class A)	Moderate (Class B)	Relatively High (Class C)	Relatively Low (Class I)		B-I		Moderate (Class II)				Relatively High (Class III)			
Potential Risk Class Matrix (PRC)																						
Credit Risk - Interest Rate Risk (Class I)	Relatively Low (Class A)	Moderate (Class B)	Relatively High (Class C)																			
Relatively Low (Class I)		B-I																				
Moderate (Class II)																						
Relatively High (Class III)																						
Mirae Asset Overnight Fund	<ul style="list-style-type: none"> Regular income over a short term that may be in line with the overnight call rates Investment in overnight securities 	<table border="1"> <thead> <tr> <th colspan="4">Potential Risk Class Matrix (PRC)</th> </tr> <tr> <th>Credit Risk - Interest Rate Risk (Class I)</th> <th>Relatively Low (Class A)</th> <th>Moderate (Class B)</th> <th>Relatively High (Class C)</th> </tr> </thead> <tbody> <tr> <td>Relatively Low (Class I)</td> <td>A-I</td> <td></td> <td></td> </tr> <tr> <td>Moderate (Class II)</td> <td></td> <td></td> <td></td> </tr> <tr> <td>Relatively High (Class III)</td> <td></td> <td></td> <td></td> </tr> </tbody> </table>	Potential Risk Class Matrix (PRC)				Credit Risk - Interest Rate Risk (Class I)	Relatively Low (Class A)	Moderate (Class B)	Relatively High (Class C)	Relatively Low (Class I)	A-I			Moderate (Class II)				Relatively High (Class III)			
Potential Risk Class Matrix (PRC)																						
Credit Risk - Interest Rate Risk (Class I)	Relatively Low (Class A)	Moderate (Class B)	Relatively High (Class C)																			
Relatively Low (Class I)	A-I																					
Moderate (Class II)																						
Relatively High (Class III)																						
Mirae Asset Money Market Fund	<ul style="list-style-type: none"> Short term savings Investments predominantly in money market instruments 	<table border="1"> <thead> <tr> <th colspan="4">Potential Risk Class Matrix (PRC)</th> </tr> <tr> <th>Credit Risk - Interest Rate Risk (Class I)</th> <th>Relatively Low (Class A)</th> <th>Moderate (Class B)</th> <th>Relatively High (Class C)</th> </tr> </thead> <tbody> <tr> <td>Relatively Low (Class I)</td> <td></td> <td>B-I</td> <td></td> </tr> <tr> <td>Moderate (Class II)</td> <td></td> <td></td> <td></td> </tr> <tr> <td>Relatively High (Class III)</td> <td></td> <td></td> <td></td> </tr> </tbody> </table>	Potential Risk Class Matrix (PRC)				Credit Risk - Interest Rate Risk (Class I)	Relatively Low (Class A)	Moderate (Class B)	Relatively High (Class C)	Relatively Low (Class I)		B-I		Moderate (Class II)				Relatively High (Class III)			
Potential Risk Class Matrix (PRC)																						
Credit Risk - Interest Rate Risk (Class I)	Relatively Low (Class A)	Moderate (Class B)	Relatively High (Class C)																			
Relatively Low (Class I)		B-I																				
Moderate (Class II)																						
Relatively High (Class III)																						
Mirae Asset Nifty AAA PSU Bond Plus SDL Apr 2026 50:50 Index Fund	<ul style="list-style-type: none"> Income over the Target maturity period Open ended target maturity index fund that seeks to track Nifty AAA PSU Bond Plus SDL Apr 2026 50:50 Index 	<table border="1"> <thead> <tr> <th colspan="4">Potential Risk Class Matrix (PRC)</th> </tr> <tr> <th>Credit Risk - Interest Rate Risk (Class I)</th> <th>Relatively Low (Class A)</th> <th>Moderate (Class B)</th> <th>Relatively High (Class C)</th> </tr> </thead> <tbody> <tr> <td>Relatively Low (Class I)</td> <td></td> <td></td> <td></td> </tr> <tr> <td>Moderate (Class II)</td> <td></td> <td></td> <td></td> </tr> <tr> <td>Relatively High (Class III)</td> <td>A-III</td> <td></td> <td></td> </tr> </tbody> </table>	Potential Risk Class Matrix (PRC)				Credit Risk - Interest Rate Risk (Class I)	Relatively Low (Class A)	Moderate (Class B)	Relatively High (Class C)	Relatively Low (Class I)				Moderate (Class II)				Relatively High (Class III)	A-III		
Potential Risk Class Matrix (PRC)																						
Credit Risk - Interest Rate Risk (Class I)	Relatively Low (Class A)	Moderate (Class B)	Relatively High (Class C)																			
Relatively Low (Class I)																						
Moderate (Class II)																						
Relatively High (Class III)	A-III																					
Mirae Asset CRISIL-IBX Financial Services 9-12 Months Debt Index Fund	<ul style="list-style-type: none"> Income through exposure over the shorter term maturity on the yield curve Investment in an open ended Constant Maturity Index Fund that seeks to track CRISIL-IBX Financial Services 9 - 12 Months Debt Index. 	<table border="1"> <thead> <tr> <th colspan="4">Potential Risk Class Matrix (PRC)</th> </tr> <tr> <th>Credit Risk - Interest Rate Risk (Class I)</th> <th>Relatively Low (Class A)</th> <th>Moderate (Class B)</th> <th>Relatively High (Class C)</th> </tr> </thead> <tbody> <tr> <td>Relatively Low (Class I)</td> <td>A-I</td> <td></td> <td></td> </tr> <tr> <td>Moderate (Class II)</td> <td></td> <td></td> <td></td> </tr> <tr> <td>Relatively High (Class III)</td> <td></td> <td></td> <td></td> </tr> </tbody> </table>	Potential Risk Class Matrix (PRC)				Credit Risk - Interest Rate Risk (Class I)	Relatively Low (Class A)	Moderate (Class B)	Relatively High (Class C)	Relatively Low (Class I)	A-I			Moderate (Class II)				Relatively High (Class III)			
Potential Risk Class Matrix (PRC)																						
Credit Risk - Interest Rate Risk (Class I)	Relatively Low (Class A)	Moderate (Class B)	Relatively High (Class C)																			
Relatively Low (Class I)	A-I																					
Moderate (Class II)																						
Relatively High (Class III)																						

**Investors should consult their financial advisers if they are not clear about the suitability of the product.

Fund Manager Experiences

- **Ms. Ekta Gala** has over 7 years of experience in ETF Dealing and Investment Management.
- **Mr. Siddharth Srivastava** has more than 14 years of experience in the field of financial services and stock markets.
- **Mr. Ritesh Patel** has over 13 years of experience in the field of Commodities Market.
- **Mr. Akshay Udeshi** has over 6 years of experience in the field of Financial Services.
- **Mr. Krishnpal Yadav** has over 3 years of experience in Fixed Income Dealing.
- **Ms. Pranavi Kulkarni** has over 16 years of experience in the financial sector.
- **Mr. Harshad Borawake** has over 20 years of experience in Investment Analysis & Research.
- **Mr. Basant Bafna** has over 14 years of experience in the banking industry as Chief Dealer and Assistant General Manager.
- **Mr. Vishal Singh** has over 9 years of experience in the financial services industry.

For Equity Funds:

Current Monthly Average Expense Ratio for Growth Option (#)
(Effective Date 01st April, 2019)

Regular Plan:

2.25% on the first ₹ 500 crores of the daily net assets
2.00% on the next ₹ 250 crores of the daily net assets
1.75% on the next ₹ 1,250 crores of the daily net assets
1.60% on the next ₹ 3,000 crores of the daily net assets
1.50% on the next ₹ 5,000 crores of the daily net assets
Total expense ratio reduction of 0.05% for every increase of ₹ 5,000 crores of daily net assets or part there of, on the next ₹ 40,000 crores of the daily net assets
1.05% on the balance of the assets

In addition to the above a charge of 5bps on the daily net assets;

Excluding Statutory levies on Investment Management Fee.

For Direct Plans (Effective Date 01st April, 2019)#:

The above Monthly Average Expense Ratio will also be applicable for Direct Plans except that the Direct Plan shall have a lower Monthly Average Expense Ratio excluding distribution expenses, commission, etc. and no commission for distribution of Units will be paid / charged under Direct Plan.

For Exchange Traded Fund:

Current Monthly Average Expense Ratio for Growth Option (#)
(Effective Date 01st April, 2019)

Regular Plan: 1.00% of the daily net assets

(#) Any change in the Expense Ratio will be updated on AMC Website.

For Liquid / Debt Funds:

Current Monthly Average Expense Ratio for Growth Option (#)
(Effective Date 01st April, 2019)

Regular Plan:

2.00% on the first ₹ 500 crores of the daily net assets
1.75% on the next ₹ 250 crores of the daily net assets
1.50% on the next ₹ 1,250 crores of the daily net assets
1.35% on the next ₹ 3,000 crores of the daily net assets
1.25% on the next ₹ 5,000 crores of the daily net assets
Total expense ratio reduction of 0.05% for every increase of ₹ 5,000 crores of daily net assets or part there of, on the next ₹ 40,000 crores of the daily net assets
0.80% on the balance of the assets

In addition to the above a charge of 5bps on the daily net assets;

Excluding Statutory levies on Investment Management Fee.

For Debt Oriented Close Ended Scheme: Current Monthly Average Expense Ratio for Growth Option (#)

(Effective Date 01st April, 2019)

Regular Plan: 1.00% of the daily net assets

For Direct Plans (Effective Date 01st April, 2019)#:

The above Monthly Average Expense Ratio will also be applicable for Direct Plans except that the Direct Plan shall have a lower Monthly Average Expense Ratio excluding distribution expenses, commission, etc. and no commission for distribution of Units will be paid / charged under Direct Plan.

(#) Any change in the Expense Ratio will be updated on AMC Website.

@The Volatility, Beta, R Squared, Sharpe Ratio & Information Ratio are calculated on returns from last three years Monthly data points.

Risk free rate: FBILOVERNIGHTMIBOR as on 31st March 2026.

^Basis last rolling 12 months.

IDCW is gross IDCW. As per current Income Tax Rules, for financial year 2023-24 IDCW under equity scheme is tax free in the hands of investors, whereas for IDCW under Debt schemes applicable statutory levies, if any, needs to be adjusted by the AMC. The fiscal rules / tax laws are subject to change. For further details, please refer to the section titled "Taxation" in the Statement of Additional Information of Mirae Asset Mutual Fund. In view of the individual nature of tax consequences, each investor is advised to consult his / her professional tax advisor.

Statutory Details: Sponsor: Mirae Asset Global Investments Company Limited. Trustee: Mirae Asset Trustee Company Private Limited; Investment Manager: Mirae Asset Investment Managers (India) Private Limited.

ASSET ALLOCATION

Mirae Asset NIFTY 50 ETF (NSE Symbol : NIFTYETF, BSE Code: 542131)

Instruments	Indicative allocations (% of total assets)	
	Minimum	Maximum
Securities included in the Nifty 50 Index	95%	100%
Money market instruments & Debt securities, Instruments and/or units of debt/liquid schemes of domestic Mutual Funds	0%	5%

Mirae Asset Nifty Next 50 ETF (NSE Symbol : NEXT50, BSE Code: 542922)

Instruments	Indicative allocations (% of total assets)	
	Minimum	Maximum
Securities included in the Nifty Next 50 Index	95%	100%
Money market instruments / debt securities, Instruments and/or units of debt/ liquid schemes of domestic Mutual Funds, but excluding subscription and redemption cash flow*	0%	5%

*Subscription cash flow is the subscription money in transit before deployment and redemption cash flow is the money kept aside for meeting redemptions.

Mirae Asset Nifty Financial Services ETF (NSE Symbol : BFSI, BSE Code: 543323)

Instruments	Indicative allocations (% of total assets)	
	Minimum	Maximum
Securities included in the Nifty Financial Services Index	95%	100%
Money market instruments / debt securities, Instruments and/or units of debt/ liquid schemes of domestic Mutual Funds	0%	5%

Mirae Asset Nifty India Manufacturing ETF (NSE Symbol : MAKEINDIA, BSE Code: 543454)

Instruments	Indicative allocations (% of total assets)	
	Minimum	Maximum
Securities included in the Nifty India Manufacturing Index	95%	100%
Money market instruments / debt securities, Instruments and/or units of debt/liquid schemes of domestic Mutual Funds	0%	5%

Mirae Asset Nifty Midcap 150 ETF (NSE Symbol : MIDCAPETF, BSE Code: 543481)

Instruments	Indicative allocations (% of total assets)	
	Minimum	Maximum
Securities included in the Nifty Midcap 150 Index	95%	100%
Money market instruments including Tri Party REPO/ debt securities, Instruments and/or units of debt/liquid schemes of domestic Mutual Funds.	0%	5%

Mirae Asset Nifty 100 Low Volatility 30 ETF (NSE Symbol : LOWVOL, BSE Code: 543858)

Instruments	Indicative allocations (% of total assets)	
	Minimum	Maximum
Securities included in the Nifty 100 Low Volatility 30 Index	95%	100%
Money market instruments / debt securities, Instruments and/or units of debt/liquid schemes of domestic Mutual Funds.	0%	5%

Mirae Asset BSE Sensex ETF# (NSE Symbol : SENSEXETF, BSE Code: 543999)

Instruments	Indicative allocations (% of total assets)	
	Minimum	Maximum
Securities included in the BSE Sensex Index	95%	100%
Money market instruments / debt securities, Instruments and/or units of debt/liquid schemes of domestic Mutual Funds.	0%	5%

#Pursuant to notice cum addendum no. 28/2024, the name of scheme of Mirae Asset Mutual Fund has been changed with effect from June 01, 2024.

Mirae Asset Nifty 200 Alpha 30 ETF (NSE Symbol : ALPHAETF, BSE Code: 544007)

Instruments	Indicative allocations (% of total assets)	
	Minimum	Maximum
Securities included in the Nifty 200 Alpha 30 Index	95%	100%
Money market instruments including Tri Party REPO/ debt securities, Instruments and/or units of debt/liquid schemes of domestic Mutual Funds	0%	5%

Mirae Asset Nifty Smallcap 250 Momentum Quality 100 ETF (NSE Symbol : SMALLCAP, BSE Code: 544130)

Instruments	Indicative allocations (% of total assets)	
	Minimum	Maximum
Securities included in the Nifty Smallcap 250 Momentum Quality 100 Index	95%	100%
Money market instruments / debt securities, Instruments and/or units of debt/liquid schemes of domestic Mutual Funds.	0%	5%

Mirae Asset Nifty Midsmallcap400 Momentum Quality 100 ETF (NSE Symbol : MIDSMALL, BSE Code: 544180)

Instruments	Indicative allocations (% of total assets)	
	Minimum	Maximum
Securities included in the Nifty MidSmallcap400 Momentum Quality 100 Index	95%	100%
Money market instruments / debt securities, Instruments and/or units of debt/liquid schemes of domestic Mutual Funds.	0%	5%

Mirae Asset Nifty500 Multicap 50:25:25 ETF (NSE Symbol : MULTICAP, BSE Code: 544241)

Instruments	Indicative allocations (% of total assets)	
	Minimum	Maximum
Securities included in the Nifty500 Multicap 50:25:25 Index	95%	100%
Money market instruments including Tri Party REPO/ debt securities, Instruments and/or units of debt/liquid schemes of domestic Mutual Funds.	0%	5%

Mirae Asset Nifty 100 ESG Sector Leaders ETF (NSE Symbol : ESG, BSE Code: 543246)

Instruments	Indicative allocations (% of total assets)	
	Minimum	Maximum
Securities included in the Nifty100 ESG Sector Leaders Index	95%	100%
Money market instruments / debt securities, Instruments and/or units of debt/liquid schemes of domestic Mutual Funds.	0%	5%

ASSET ALLOCATION

Mirae Asset NYSE FANG + ETF (NSE Symbol : MAFANG, BSE Code: 543291)

Instruments	Indicative allocations (% of total assets)	
	Minimum	Maximum
Securities included in the NYSE FANG+ Index	95%	100%
Money market instruments / debt securities, Instruments and/or units of schemes of domestic Mutual Funds.	0%	5%

Mirae Asset S&P 500 Top 50 ETF (NSE Symbol : MASPTOP50, BSE Code: 543365)

Instruments	Indicative allocations (% of total assets)	
	Minimum	Maximum
Securities included in the S&P 500 Top 50 Index	95%	100%
Money market instruments / debt securities, Instruments and/or units of schemes of domestic Mutual Funds.	0%	5%

Mirae Asset Hang Seng TECH ETF (NSE Symbol : MAHKTECH, BSE Code: 543414)

Instruments	Indicative allocations (% of total assets)	
	Minimum	Maximum
Securities included in the Hang Seng TECH Index	95%	100%
Money market instruments** / debt securities, Instruments and/or units of schemes of domestic Mutual Funds	0%	5%

**Money Market Instruments will include TREPS, Commercial Paper, Certificates of Deposit, Treasury Bills, Bills Rediscounting, Repos, short-term Government securities and any other such short-term instruments as may be allowed under the regulations prevailing from time to time.

Mirae Asset Gold ETF (NSE Symbol : GOLDETF, BSE Code: 543781)

Instruments	Indicative allocations (% of total assets)	
	Minimum	Maximum
Gold and gold related instruments*	95%	100%
Money market instruments** including Tri Party REPO/ debt securities, Instruments and/or units of debt/liquid schemes of domestic Mutual Funds.	0%	5%

includes physical Gold and other gold related instruments which may be permitted by Regulator from time to time. Exchange Traded Commodity Derivatives (ETCDs) having gold as the underlying shall be considered as 'gold related instrument' for Gold ETF. Further, "Gold Monetization Scheme" (GMS) of Banks shall be considered as 'gold related instrument' for Gold ETF. **Money Market Instruments will include TREPS, Commercial Paper, Certificates of Deposit, Treasury Bills, Bills Rediscounting, Repos, short-term Government securities and any other such short-term instruments as may be allowed under the regulations prevailing from time to time.

Mirae Asset Silver ETF (NSE Symbol : SILVERAG, BSE Code: 543922)

Instruments	Indicative allocations (% of total assets)	
	Minimum	Maximum
Silver*	95%	100%
Money market instruments** including Tri Party REPO/ debt securities, Instruments and/or units of debt/liquid schemes of domestic Mutual Funds.	0%	5%

includes physical silver and other silver related instruments which may be permitted by Regulator from time to time. Exchange Traded Commodity Derivatives (ETCDs) having silver as the underlying shall be considered as 'silver related instrument' for Silver ETF. **Money Market Instruments will include TREPS, Commercial Paper, Certificates of Deposit, Treasury Bills, Bills Rediscounting, Repos, short-term Government securities and any other such short-term instruments as may be allowed under the regulations prevailing from time to time. Pursuant to notice cum addendum no. 59/2025, Trading Symbol of Mirae Asset Silver ETF has been changed with effect from September 15, 2025.

Mirae Asset Nifty Bank ETF (NSE Symbol: BANKETF, BSE Code: 543944)

Instruments	Indicative allocations (% of total assets)	
	Minimum	Maximum
Securities included in the Nifty Bank Index	95%	100%
Money market instruments / debt securities, Instruments and/or units of debt/liquid schemes of domestic Mutual Funds.	0%	5%

Mirae Asset Nifty IT ETF (NSE Symbol : ITETF, BSE Code: 544006)

Instruments	Indicative allocations (% of total assets)	
	Minimum	Maximum
Securities included in the Nifty IT Index	95%	100%
Money market instruments / debt securities, Instruments and/or units of debt/liquid schemes of domestic Mutual Funds.	0%	5%

Mirae Asset Nifty EV and New Age Automotive ETF (NSE Symbol : EVINDIA, BSE Code: 544212)

Instruments	Indicative allocations (% of total assets)	
	Minimum	Maximum
Securities included in the Nifty EV and New Age Automotive Index	95%	100%
Money market instruments including Tri Party REPO/ debt securities, Instruments and/or units of debt/liquid schemes of domestic Mutual Funds.	0%	5%

Mirae Asset Nifty PSU Bank ETF (NSE Symbol : BANKPSU, BSE Code: 544266)

Instruments	Indicative allocations (% of total assets)	
	Minimum	Maximum
Securities included in the Nifty PSU Bank Index	95%	100%
Money market instruments including Tri Party REPO/ debt securities, Instruments and/or units of debt/liquid schemes of domestic Mutual Funds.	0%	5%

Mirae Asset Nifty Metal ETF (NSE Symbol : METAL, BSE Code: 544268)

Instruments	Indicative allocations (% of total assets)	
	Minimum	Maximum
Securities included in the Nifty Metal Index	95%	100%
Money market instruments including Tri Party REPO/ debt securities, Instruments and/or units of debt/liquid schemes of domestic Mutual Funds.	0%	5%

Mirae Asset Nifty 8-13 yr G-Sec ETF (NSE Symbol : GSEC10YEAR, BSE Code: 543875)

Instruments	Indicative allocations (% of total assets)	
	Minimum	Maximum
Government securities, TREPS on Government Securities, Treasury bills	95%	100%
Money Market instruments (Treasury Bills, Government Securities and Tri-party Repo on government securities or T-bills Only)*	0%	5%

*Money Market Instruments will include only treasury bills and government securities having a residual maturity upto one year, Tri-party Repo on government securities or T-bills and any other like instruments as specified by the Reserve Bank of India from time to time.

Mirae Asset Nifty 1D Rate Liquid ETF-IDCW@ (NSE Symbol : LIQUID, BSE Code: 543946)

Instruments	Indicative allocations (% of total assets)	
	Minimum	Maximum
Securities included in the Nifty 1D Rate Index (TREPS)	95%	100%
Units of Liquid schemes, Money Market Instruments* (with maturity not exceeding 91 days), cash & cash equivalents	0%	5%

*Money Market Instruments will include only treasury bills and government securities having a residual maturity upto one year, Tri-party Repo on government securities or T-bills and any other like instruments as specified by the Reserve Bank of India from time to time. @Pursuant to notice cum addendum no. 54/2024, the name of scheme of Mirae Asset Mutual Fund has been changed with effect from October 23, 2024.

ASSET ALLOCATION

Mirae Asset Nifty 1D Rate Liquid ETF-Growth (NSE Symbol : LIQUIDPLUS, BSE Code: 544284)

Instruments	Indicative allocations (% of total assets)	
	Minimum	Maximum
Securities included in the Nifty 1D Rate Index	95%	100%
Units of Liquid schemes, Money Market Instruments (with maturity not exceeding 91 days), cash & cash equivalents	0%	5%

Mirae Asset Diversified Equity Allocator Passive FOF#

Instruments	Indicative allocations (% of total assets)	
	Minimum	Maximum
Units of domestic Equity Exchange Traded Funds (ETFs)	95%	100%
Money market instruments / debt securities, Instruments and/or units of debt/liquid schemes of domestic Mutual Funds	0%	5%

Pursuant to notice cum addendum no. 29/2025, the name of scheme of Mirae Asset Mutual Fund has been changed with effect from May 06, 2025.

Mirae Asset Nifty 100 ESG Sector Leaders Fund of Fund

Instruments	Indicative allocations (% of total assets)	
	Minimum	Maximum
Units of Mirae Asset Nifty 100 ESG Sector Leaders ETF	95%	100%
Money market instruments / debt securities, Instruments and/or units of debt/liquid schemes of domestic Mutual Funds	0%	5%

Mirae Asset NYSE FANG + ETF Fund of Fund

Instruments	Indicative allocations (% of total assets)	
	Minimum	Maximum
Units of Mirae Asset NYSE FANG+ ETF	95%	100%
Money market instruments / debt securities, Instruments and/or units of debt/liquid schemes of domestic Mutual Funds	0%	5%

MIRAE ASSET S&P 500 TOP 50 ETF FUND OF FUND

Instruments	Indicative allocations (% of total assets)	
	Minimum	Maximum
Units of Mirae Asset S&P 500 Top 50 ETF	95%	100%
Money market instruments / debt securities, Instruments and/or units of debt/liquid schemes of domestic Mutual Funds	0%	5%

Mirae Asset Hang Seng TECH ETF Fund of Fund

Instruments	Indicative allocations (% of total assets)	
	Minimum	Maximum
Units of Mirae Asset Hang Seng TECH ETF	95%	100%
Money market instruments / debt securities, Instruments and/or units of debt/liquid schemes of domestic Mutual Funds	0%	5%

Mirae Asset Nifty India Manufacturing ETF Fund of Fund

Instruments	Indicative allocations (% of total assets)	
	Minimum	Maximum
Units of Mirae Asset Nifty India Manufacturing ETF	95%	100%
Money market instruments / debt securities, Instruments and/or units of debt/liquid schemes of domestic Mutual Funds	0%	5%

Mirae Asset Global X Artificial Intelligence & Technology ETF Fund of Fund

Instruments	Indicative allocations (% of total assets)	
	Minimum	Maximum
Units of Global X Artificial Intelligence & Technology ETF	95%	100%
Money market instruments including Tri Party REPO/ debt securities	0%	5%

Mirae Asset Global Electric & Autonomous Vehicles Equity Passive FOF#

Instruments	Indicative allocations (% of total assets)	
	Minimum	Maximum
Units of overseas equity Exchange Traded Funds\$	95%	100%
Money market instruments including Tri Party REPO/ debt securities, Units of debt/liquid schemes of domestic Mutual Funds	0%	5%

\$ The scheme may invest in multiple ETFs which are listed in different countries and tracks various companies which are involved in development of Electric & Autonomous Vehicles and related technology, components and materials across geographies. *The Scheme may invest in the schemes of Mutual Funds (including ETFs) in accordance with the applicable extant SEBI (Mutual Funds) Regulations as amended from time to time. # Pursuant to notice cum addendum no. 29/2025, the name of scheme of Mirae Asset Mutual Fund has been changed with effect from May 06, 2025.

Mirae Asset Nifty Smallcap 250 Momentum Quality 100 ETF Fund Of Fund

Instruments	Indicative allocations (% of total assets)	
	Minimum	Maximum
Units of Mirae Asset Nifty Smallcap 250 Momentum Quality 100 ETF	95%	100%
Money market instruments / debt securities, Instruments and/or units of debt/liquid schemes of domestic Mutual Funds	0%	5%

Mirae Asset Nifty Midsmallcap400 Momentum Quality 100 ETF Fund Of Fund

Instruments	Indicative allocations (% of total assets)	
	Minimum	Maximum
Units of Mirae Asset Nifty MidSmallcap400 Momentum Quality 100 ETF	95%	100%
Money market instruments / debt securities, Instruments and/or units of debt/liquid schemes of domestic Mutual Funds.	0%	5%

Mirae Asset Nifty 200 Alpha 30 ETF Fund of Fund

Instruments	Indicative allocations (% of total assets)	
	Minimum	Maximum
Units of Mirae Asset Nifty200 Alpha 30 ETF	95%	100%
Money market instruments / debt securities, Instruments and/or units of debt/liquid schemes of domestic Mutual Funds.	0%	5%

ASSET ALLOCATION

Mirae Asset Gold ETF Fund Of Fund

Instruments	Indicative allocations (% of total assets)	
	Minimum	Maximum
Units of Mirae Asset Gold ETF*	95%	100%
Money market instruments** including Tri Party REPO/ debt securities, Instruments and/or units of debt/liquid schemes of domestic Mutual Funds	0%	5%

includes physical Gold and other gold related instruments which may be permitted by Regulator from time to time. Exchange Traded Commodity Derivatives (ETCDs) having gold as the underlying shall be considered as 'gold related instrument' for Gold ETF. Further, "Gold Monetization Scheme" (GMS) of Banks shall be considered as 'gold related instrument' **Money Market Instruments will include TREPS, Commercial Paper, Certificates of Deposit, Treasury Bills, Bills Rediscounting, Repos, short-term Government securities and any other such short-term instruments as may be allowed under the regulations prevailing from time to time.

Mirae Asset Nifty LargeMidcap 250 Index Fund

Instruments	Indicative allocations (% of total assets)	
	Minimum	Maximum
Equity Securities covered by Nifty LargeMidcap 250 Total Return Index	95%	100%
Money market instruments / debt securities, Instruments and/or units of debt/liquid schemes of domestic Mutual Funds	0%	5%

Mirae Asset Nifty 50 Index Fund

Instruments	Indicative allocations (% of total assets)	
	Minimum	Maximum
Equity Securities covered by Nifty 50 Total Return Index	95%	100%
Money market instruments / debt securities, Instruments and/or units of debt/liquid schemes of domestic Mutual Funds	0%	5%

Mirae Asset Nifty Total Market Index Fund

Instruments	Indicative allocations (% of total assets)	
	Minimum	Maximum
Equity Securities covered by Nifty Total Market Total Return Index	95%	100%
Money market instruments / debt securities, Instruments and/or units of debt/liquid schemes of domestic Mutual Funds	0%	5%

Mirae Asset Nifty SDL Jun 2027 Index Fund

Instruments	Indicative allocations (% of total assets)	
	Minimum	Maximum
#State Development Loans (SDLs) representing Nifty SDL Jun 2027 Index	95%	100%
Money Market instruments (Treasury Bills, Government Securities and Tri-party Repo on government securities or T-bills Only)*	0%	5%

*Money Market Instruments will include only treasury bills and government securities having a residual maturity upto one year, Tri-party Repo on government securities or T-bills and any other like instruments as specified by the Reserve Bank of India from time to time. #Pursuant to Clause 3.5 SEBI Master Circular dated June 27, 2024 on development of passive funds

Mirae Asset Crisil IBX Gilt Index - April 2033 Index Fund

Instruments	Indicative allocations (% of total assets)	
	Minimum	Maximum
Government Securities (G-Secs) representing CRISIL IBX Gilt Index - April 2033	95%	100%
Money market instruments and/or units of debt/ liquid schemes of domestic Mutual Funds*	0%	5%

*Money Market Instruments will include only treasury bills and government securities having a residual maturity upto one year, Tri-party Repo on government securities or T-bills and any other like instruments as specified by the Reserve Bank of India from time to time.

Mirae Asset Nifty AAA PSU Bond Plus SDL Apr 2026 50:50 Index Fund

Instruments	Indicative allocations (% of total assets)	
	Minimum	Maximum
#Bonds issued by AAA rated Public Sector Undertaking (PSU) and State Development Loans (SDLs) representing Nifty AAA PSU Bond Plus SDL Apr 2026 50:50 Index	95%	100%
Money Market instruments (Treasury Bills, Government Securities and Tri-party Repo on government securities or T-bills Only)*	0%	5%

*Money Market Instruments will include only treasury bills and government securities having a residual maturity upto one year, Tri-party Repo on government securities or T-bills and any other like instruments as specified by the Reserve Bank of India from time to time. #Pursuant to Clause 3.5 SEBI Master Circular dated June 27, 2024 on development of passive funds

Mirae Asset Nifty SDL June 2028 Index Fund

Instruments	Indicative allocations (% of total assets)	
	Minimum	Maximum
State Development Loans (SDLs), Government securities, TREPs on Government Securities, Treasury bills	95%	100%
Money Market instruments (Treasury Bills, Government Securities and Tri-party Repo on government securities or T-bills Only)*	0%	5%

*Money Market Instruments will include only treasury bills and government securities having a residual maturity upto one year, Tri-party Repo on government securities or T-bills and any other like instruments as specified by the Reserve Bank of India from time to time.

Mirae Asset Nifty India New Age Consumption ETF (NSE Symbol: CONSUMER , BSE Scrip Code: 544323)

Instruments	Indicative allocations (% of total assets)	
	Minimum	Maximum
Securities included in Nifty India New Age Consumption Index	95%	100%
Money market instruments* including Tri Party REPO/ debt securities, Instruments and/or units of debt/liquid schemes of domestic Mutual Funds	0%	5%

*Money Market Instruments will include TREPS, Commercial Paper, Certificates of Deposit, Treasury Bills, Bills Rediscounting, Repos, short-term Government securities and any other such short-term instruments as may be allowed under the regulations prevailing from time to time.

Mirae Asset Nifty India New Age Consumption ETF Fund of Fund

Instruments	Indicative allocations (% of total assets)	
	Minimum	Maximum
Units of Mirae Asset Nifty India New Age Consumption ETF	95%	100%
Money market instruments / debt securities, Instruments and/or units of debt/liquid schemes of domestic Mutual Funds	0%	5%

Mirae Asset BSE 200 Equal Weight ETF

Instruments	Indicative allocations (% of total assets)	
	Minimum	Maximum
Securities included in BSE 200 Equal Weight Index	95%	100%
Money market instruments* including Tri Party REPO/ debt securities, Instruments and/or units of debt/liquid schemes of domestic Mutual Funds.	0%	5%

*Money Market Instruments will include TREPS, Commercial Paper, Certificates of Deposit, Treasury Bills, Bills Rediscounting, Repos, short-term Government securities and any other such short-term instruments as may be allowed under the regulations prevailing from time to time.

Mirae Asset BSE 200 Equal Weight ETF Fund of Fund

Instruments	Indicative allocations (% of total assets)	
	Minimum	Maximum
Units of Mirae Asset BSE 200 Equal Weight ETF	95%	100%
Money market instruments / debt securities, Instruments and/or units of debt/liquid schemes of domestic Mutual Funds	0%	5%

ASSET ALLOCATION

Mirae Asset BSE Select IPO ETF

Instruments	Indicative allocations (% of total assets)	
	Minimum	Maximum
Securities included in BSE Select IPO Index	95%	100%
Money market instruments* including Tri Party REPO/ debt securities, Instruments and/or units of debt/liquid schemes of domestic Mutual Funds.	0%	5%

*Money Market Instruments will include TREPS, Commercial Paper, Certificates of Deposit, Treasury Bills, Bills Rediscounting, Repos, short-term Government securities and any other such short-term instruments as may be allowed under the regulations prevailing from time to time.

Mirae Asset BSE Select IPO ETF Fund of Fund

Instruments	Indicative allocations (% of total assets)	
	Minimum	Maximum
Units of Mirae Asset BSE Select IPO ETF	95%	100%
Money market instruments / debt securities, Instruments and/or units of debt/liquid schemes of domestic Mutual Funds	0%	5%

Mirae Asset Nifty50 Equal Weight ETF

Instruments	Indicative allocations (% of total assets)	
	Minimum	Maximum
Securities included in Nifty50 Equal Weight Index	95%	100%
Money market instruments* including Tri Party REPO/ debt securities, Instruments and/or units of debt/liquid schemes of domestic Mutual Funds	0%	5%

*Money Market Instruments will include TREPS, Commercial Paper, Certificates of Deposit, Treasury Bills, Bills Rediscounting, Repos, short-term Government securities and any other such short-term instruments as may be allowed under the regulations prevailing from time to time.

Mirae Asset CRISIL-IBX Financial Services 9-12 Months Debt Index Fund

Instruments	Indicative allocations (% of total assets)	
	Minimum	Maximum
Securities forming part of CRISIL-IBX Financial Services 9-12 Months Debt Index	95%	100%
Cash and cash equivalents@	0%	5%

@As per SEBI letter no. SEBI/HO/IMD-II/DOF3/OW/P/2021/31487/1 dated November 03, 2021, Cash and Cash Equivalents will include following securities having residual maturity of less than 91 Days

Mirae Asset Nifty India Internet ETF

Instruments	Indicative allocations (% of total assets)	
	Minimum	Maximum
Securities included in Nifty India Internet Index	95%	100%
Money market instruments* including Tri Party REPO/ debt securities, Instruments and/or units of debt/liquid schemes of domestic Mutual Funds.	0%	5%

*Money Market Instruments will include TREPS, Commercial Paper, Certificates of Deposit, Treasury Bills, Bills Rediscounting, Repos, short-term Government securities and any other such short-term instruments as may be allowed under the regulations prevailing from time to time.

Mirae Asset Multi Factor Passive FOF

Instruments	Indicative allocations (% of total assets)	
	Minimum	Maximum
Units of factor based domestic Equity Exchange Traded Funds (ETFs)	95%	100%
Money market instruments / debt securities, Instruments and/or units of debt/liquid schemes of domestic Mutual Funds	0%	5%

Mirae Asset Gold Silver Passive FoF

Instruments	Indicative allocations (% of total assets)	
	Minimum	Maximum
Units of Mirae Asset Gold ETF and Mirae Asset Silver ETF	95%	100%
Money market instruments including Tri Party REPO/ debt securities, Instruments and/or units of debt/liquid schemes of domestic Mutual Funds	0%	5%

Mirae Asset Nifty Smallcap 250 ETF

Instruments	Indicative allocations (% of total assets)	
	Minimum	Maximum
Securities included in Nifty Smallcap 250 Index	95%	100%
Money market instruments* including Tri Party REPO/ debt securities, Instruments and/or units of debt/liquid schemes of domestic Mutual Funds.	0%	5%

*Money Market Instruments will include TREPS, Commercial Paper, Certificates of Deposit, Treasury Bills, Bills Rediscounting, Repos, short-term Government securities and any other such short-term instruments as may be allowed under the regulations prevailing from time to time.

Mirae Asset Nifty Energy ETF

Instruments	Indicative allocations (% of total assets)	
	Minimum	Maximum
Securities included in Nifty Energy Index	95%	100%
Money market instruments* including Tri Party REPO/ debt securities, Instruments and/or units of debt/liquid schemes of domestic Mutual Funds.	0%	5%

*Money Market Instruments will include TREPS, Commercial Paper, Certificates of Deposit, Treasury Bills, Bills Rediscounting, Repos, short-term Government securities and any other such short-term instruments as may be allowed under the regulations prevailing from time to time.

Mirae Asset BSE 500 Dividend Leaders 50 ETF

Instruments	Indicative allocations (% of total assets)	
	Minimum	Maximum
Securities included in BSE 500 Dividend Leaders 50 Index	95%	100%
Money market instruments* including Tri Party REPO/ debt securities, Instruments and/or units of debt/liquid schemes of domestic Mutual Funds.	0%	5%

*Money Market Instruments will include TREPS, Commercial Paper, Certificates of Deposit, Treasury Bills, Bills Rediscounting, Repos, short-term Government securities and any other such short-term instruments as may be allowed under the regulations prevailing from time to time.

Mirae Asset Nifty Top 20 Equal Weight ETF

Instruments	Indicative allocations (% of total assets)	
	Minimum	Maximum
Securities included in Nifty Top 20 Equal Weight Index	95%	100%
Money market instruments* including Tri Party REPO/ debt securities, Instruments and/or units of debt/liquid schemes of domestic Mutual Funds.	0%	5%

*Money Market Instruments will include TREPS, Commercial Paper, Certificates of Deposit, Treasury Bills, Bills Rediscounting, Repos, short-term Government securities and any other such short-term instruments as may be allowed under the regulations prevailing from time to time.

Mirae Asset BSE India Defence ETF

Instruments	Indicative allocations (% of total assets)	
	Minimum	Maximum
Securities included in BSE India Defence Index	95%	100%
Money market instruments* including Tri Party REPO/ debt securities, Instruments and/or units of debt/liquid schemes of domestic Mutual Funds.	0%	5%

*Money Market Instruments will include TREPS, Commercial Paper, Certificates of Deposit, Treasury Bills, Bills Rediscounting, Repos, short-term Government securities and any other such short-term instruments as may be allowed under the regulations prevailing from time to time.

ASSET ALLOCATION

Mirae Asset BSE India Defence ETF FOF

Instruments	Indicative allocations (% of total assets)	
	Minimum	Maximum
Units of Mirae Asset BSE India Defence ETF	95%	100%
Money market instruments / debt securities, Instruments and/or units of debt/liquid schemes of domestic Mutual Funds	0%	5%

Mirae Asset Nifty 500 Healthcare ETF

Instruments	Indicative allocations (% of total assets)	
	Minimum	Maximum
Securities included in Nifty 500 Healthcare Index	95%	100%
Money market instruments* including Tri Party REPO/ debt securities, Instruments and/or units of debt/liquid schemes of domestic Mutual Funds.	0%	5%

*Money Market Instruments will include TREPS, Commercial Paper, Certificates of Deposit, Treasury Bills, Bills Rediscounting, Repos, short-term Government securities and any other such short-term instruments as may be allowed under the regulations prevailing from time to time.

Mirae Asset Nifty India Infrastructure & Logistics ETF

Instruments	Indicative allocations (% of total assets)	
	Minimum	Maximum
Securities included in Nifty India Infrastructure & Logistics Index	95%	100%
Money market instruments* including Tri Party REPO/ debt securities, Instruments and/or units of debt/liquid schemes of domestic Mutual Funds.	0%	5%

*Money Market Instruments will include TREPS, Commercial Paper, Certificates of Deposit, Treasury Bills, Bills Rediscounting, Repos, short-term Government securities and any other such short-term instruments as may be allowed under the regulations prevailing from time to time.

Mirae Asset Nifty Metal ETF FOF

Instruments	Indicative allocations (% of total assets)	
	Minimum	Maximum
Units of Mirae Asset Nifty Metal ETF	95%	100%
Money market instruments / debt securities, Instruments and/or units of debt/liquid schemes of domestic Mutual Funds	0%	5%

Mirae Asset Nifty 500 Value 50 ETF

Instruments	Indicative allocations (% of total assets)	
	Minimum	Maximum
Securities included in Nifty 500 Value 50 Index	95%	100%
Money market instruments* including Tri Party REPO/ debt securities, Instruments and/or units of debt/liquid schemes of domestic Mutual Funds.	0%	5%

*Money Market Instruments will include TREPS, Commercial Paper, Certificates of Deposit, Treasury Bills, Bills Rediscounting, Repos, short-term Government securities and any other such short-term instruments as may be allowed under the regulations prevailing from time to time.

Mirae Asset Silver ETF FOF

Instruments	Indicative allocations (% of total assets)	
	Minimum	Maximum
Units of Mirae Asset Silver ETF	95%	100%
Money market instruments including Tri Party REPO/ debt securities, Instruments and/or units of debt/liquid schemes of domestic Mutual Funds	0%	5%

Mutual Fund Investments are subject to market risks, read all scheme related documents carefully.

MIRAE ASSET

Mutual Fund

Follow us on:      

 customercare@miraeasset.com

 1800-2090-777 (Toll Free) Mon-Sat: 9 a.m. to 6 p.m.

 www.miraeassetmf.co.in

 Contact your Financial advisor or Mutual Fund Distributor for details.

Mutual Fund investments are subject to market risks, read all scheme related documents carefully.