

# INDIA'S TOP DIVIDEND LEADERS

One ETF. 50 Stocks.

Invest in

## Mirae Asset BSE 500 Dividend Leaders 50 ETF

(NSE: DIVIDEND | BSE: 544661)

(An open-ended scheme replicating/tracking BSE 500 Dividend Leaders 50 Total Return Index.)

**Passive Factsheet, June 2026**



CONTENT	PAGE NO
How to read a Mutual Fund Factsheet?	5
Passive Funds Positioning	8
Passive Funds Offering	9
Spotlight of the Month	11
ETF Snapshot	12
<b>ETF FUNDS</b>	
Mirae Asset Nifty 50 ETF (NSE Symbol: NIFTYETF , BSE Scrip Code: 542131)	14
Mirae Asset Nifty Next 50 ETF (NSE Symbol: NEXT50 , BSE Scrip Code: 542922)	15
Mirae Asset Nifty Financial Services ETF (NSE Symbol: BFSI , BSE Scrip Code: 543323)	16
Mirae Asset Nifty India Manufacturing ETF (NSE Symbol: MAKEINDIA , BSE Scrip Code: 543454)	17
Mirae Asset Nifty Midcap 150 ETF (NSE Symbol: MIDCAPETF , BSE Scrip Code:543481)	18
Mirae Asset Nifty 100 Low Volatility 30 ETF (NSE Symbol: LOWVOL , BSE Scrip Code: 543858)	19
Mirae Asset BSE Sensex ETF* (Formerly Known as Mirae Asset S&P BSE Sensex ETF) (NSE Symbol: SENSEXETF , BSE Scrip Code: 543999)	20
Mirae Asset Nifty 200 Alpha 30 ETF (NSE Symbol: ALPHAETF , BSE Scrip Code: 544007)	21
Mirae Asset Nifty Smallcap 250 Momentum Quality 100 ETF (NSE Symbol: SMALLCAP , BSE Scrip Code: 544130)	22
Mirae Asset Nifty MidSmallcap400 Momentum Quality 100 ETF (NSE Symbol: MIDSMALL , BSE Scrip Code: 544180)	23
Mirae Asset Nifty500 Multicap 50:25:25 ETF (NSE Symbol: MULTICAP , BSE Scrip Code: 544241)	24
Mirae Asset Nifty India New Age Consumption ETF (NSE Symbol: CONSUMER , BSE Scrip Code: 544323)	25
Mirae Asset BSE 200 Equal Weight ETF (NSE Symbol: EQUAL200 , BSE Scrip Code: 544377)	26
Mirae Asset BSE Select IPO ETF (NSE Symbol: SELECTIPO , BSE Scrip Code: 544376)	27
Mirae Asset Nifty50 Equal Weight ETF (NSE Symbol: EQUAL50 , BSE Scrip Code: 544401)	28
Mirae Asset Nifty India Internet ETF (NSE Symbol: INTERNET , BSE Scrip Code: 544438)	29
Mirae Asset Nifty Smallcap 250 ETF (NSE Symbol: SMALL250 , BSE Scrip Code: 544605)	30
Mirae Asset Nifty Energy ETF (NSE Symbol: ENERGY , BSE Scrip Code: 544604)	31
Mirae Asset BSE 500 Dividend Leaders 50 ETF (NSE Symbol: DIVIDEND , BSE Scrip Code: 544661)	32
Mirae Asset Nifty Top 20 Equal Weight ETF (NSE Symbol: TOP20 , BSE Scrip Code: 544660)	33
Mirae Asset Nifty 500 Healthcare ETF (NSE Symbol: HEALTHCARE , BSE Scrip Code: 544701)	34
Mirae Asset Nifty India Infrastructure & Logistics ETF (NSE Symbol: INFRA , BSE Scrip Code: 544704)	35
Mirae Asset BSE India Defence ETF (NSE Symbol: DEFENCE , BSE Scrip Code: 544705)	36
Mirae Asset Nifty 500 Value 50 ETF (NSE Symbol: VALUE , BSE Scrip Code: 544737)	37
Mirae Asset Nifty 100 ESG Sector Leaders ETF (NSE Symbol: ESG , BSE Scrip Code: 543246)	38
Mirae Asset NYSE FANG + ETF (NSE Symbol: MAFANG , BSE Scrip Code: 543291)	39
Mirae Asset S&P 500 TOP 50 ETF (NSE Symbol: MASPTOP50 , BSE Scrip Code: 543365)	40
Mirae Asset Hang Seng TECH ETF (NSE Symbol: MAHKTECH , BSE Scrip Code: 543414)	41
Mirae Asset Nifty Bank ETF (NSE Symbol: BANKETF , BSE Scrip Code: 543944)	42
Mirae Asset Nifty IT ETF (NSE Symbol: ITETF , BSE Scrip Code: 544006)	43
Mirae Asset Nifty EV and New Age Automotive ETF (NSE Symbol: EVINDIA , BSE Scrip Code: 544212)	44
Mirae Asset Nifty PSU Bank ETF (NSE Symbol: BANKPSU , BSE Scrip Code: 544266)	45
Mirae Asset Nifty Metal ETF (NSE Symbol: METAL , BSE Scrip Code: 544268)	46
Mirae Asset Gold ETF (NSE Symbol: GOLDETF , BSE Scrip Code: 543781)	47
Mirae Asset Silver ETF (NSE Symbol: SILVERAG , BSE Scrip Code: 543922)	48
Mirae Asset Nifty 8-13 yr G-Sec ETF (NSE Symbol: GSEC10YEAR , BSE Scrip Code: 543875)	49
Mirae Asset Nifty 1D Rate Liquid ETF - IDCW** (Formerly Known as Mirae Asset Nifty 1D Rate Liquid ETF) (NSE Symbol: LIQUID , BSE Scrip Code: 543946)	50
Mirae Asset Nifty 1D Rate Liquid ETF - Growth (NSE Symbol: LIQUIDPLUS , BSE Scrip Code: 544284)	51
<b>FOF FUNDS</b>	
Mirae Asset Diversified Equity Allocator Passive FOF^ (Formerly Known as Mirae Asset Equity Allocator Fund of Fund)	52
Mirae Asset Nifty 100 ESG Sector Leaders Fund of Fund	53
Mirae Asset NYSE FANG + ETF Fund of Fund	54
Mirae Asset S&P 500 TOP 50 ETF Fund of Fund	55
Mirae Asset Hang Seng TECH ETF Fund of Fund	56
Mirae Asset Nifty India Manufacturing ETF Fund of Fund	57
Mirae Asset Global X Artificial Intelligence & Technology ETF Fund of Fund	58
Mirae Asset Global Electric & Autonomous Vehicles Equity Passive FOF^ (Formerly Known as Mirae Asset Global Electric & Autonomous Vehicles ETFs Fund of Fund)	59
Mirae Asset Nifty Smallcap 250 Momentum Quality 100 ETF Fund Of Fund	60
Mirae Asset Nifty MidSmallcap400 Momentum Quality 100 ETF Fund of Fund	61
Mirae Asset Nifty 200 Alpha 30 ETF Fund of Fund	62
Mirae Asset Gold ETF Fund of Fund	63
Mirae Asset Nifty India New Age Consumption ETF Fund of Fund	64
Mirae Asset BSE 200 Equal Weight ETF Fund of Fund	65
Mirae Asset BSE Select IPO ETF Fund of Fund	66
Mirae Asset Multi Factor Passive FOF	67
Mirae Asset Gold Silver Passive FoF	68
Mirae Asset BSE India Defence ETF FOF	69
Mirae Asset Nifty Metal ETF FOF	70
Mirae Asset Silver ETF FOF	71

INDEX FUNDS	PAGE NO
Mirae Asset Nifty LargeMidcap 250 Index Fund	72
Mirae Asset Nifty 50 Index Fund	73
Mirae Asset Nifty Total Market Index Fund	74
Mirae Asset Nifty SDL Jun 2027 Index Fund	75
Mirae Asset Crisil IBX Gilt Index - April 2033 Index Fund	76
Mirae Asset Nifty SDL June 2028 Index Fund	77
Mirae Asset CRISIL-IBX Financial Services 9-12 Months Debt Index Fund	78
CONTENT	
Performance of Underlying Indices	79
SIPs of Underlying Indices	80
Tax Reckoner	81
Glossary	83
Fund Facts	84
Fund Performance	107
Riskometer	123
PRC Matrix	124
Disclaimer	126
Asset Allocation	127

\*Pursuant to notice cum addendum no. 28/2024, the name of scheme of Mirae Asset Mutual Fund has been changed with effect from June 01, 2024.  
 \*\*Pursuant to notice cum addendum no. 54/2024, the name of scheme of Mirae Asset Mutual Fund has been changed with effect from October 23, 2024.  
 ^ Pursuant to notice cum addendum no. 29/2025, the name of scheme of Mirae Asset Mutual Fund has been changed with effect from May 06, 2025.

# How to read a Mutual Fund Factsheet?

## Know how your money is managed

The benefits of investing in mutual funds are well known. However, buying them on face value is not enough. Investors should know how their money is managed. They should research as much as possible on a scheme's strategy, performance, risks involved and how the money is invested. Many investors shy away from this exercise as they consider it cumbersome. To make life easy for investors, mutual funds disclose a fund factsheet which details the quintessential information required before investing.

The factsheet is a concise document with a plethora of information about how the fund is managed; it is disclosed on a monthly basis. This article tries to decode the factsheet and explains how investors should use it for making investment decisions.

## Five things to look out for in mutual fund factsheets



## Basic information

The factsheet provides all the general information on the fund – its objective or philosophy, options (growth or dividend), plans (direct and regular), net asset value (NAV) of each plan, minimum investment amount, systematic features (SIP, SWP, STP) and assets under management (AUM) data.

It is important to know about the fund's exit load, as it gets deducted from total gains if the investor exits during a specific period after investment. It is a small penalty charged on prevailing NAV to discourage premature redemption. Different schemes have different exit loads, while few such as Overnight fund generally do not have exit load. Some funds have a fixed exit load and some have a tiered structure. For instance, a fund may have nil exit load if the investor withdraws up to 10% of units per year. For units more than 10%, it charges 3% for exit before 12 months, 2% for exit before 24 months, 1% for exit before 36 months and nil after that.

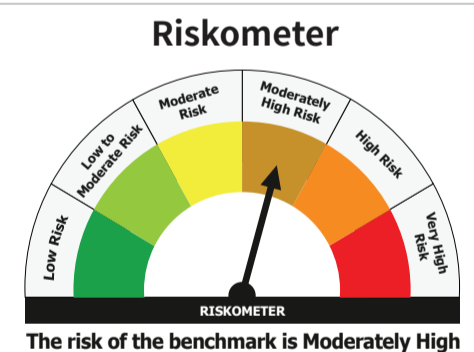
Investors should look out for the fund's product labeling and riskometer. Product labeling underlines product suitability for investors. It tells about ideal investment time frame required to benefit from the fund and where it invests. Riskometer is a presentation that helps investors measure the risk associated with the fund. It presents six levels of risks - low, Low to Moderate, moderate, moderately High, High and Very High. Since an equity fund typically has high risk involved, needle of the scale points towards moderately high /high, suggesting the fund is meant for investors with a high risk-taking appetite. Examples of equity and liquid funds are listed below:

## Equity Fund

### Product Labeling

**This product is suitable for investors who are seeking:**

- Growth of capital in the long term
- Investment predominantly in equity and equity-related instruments

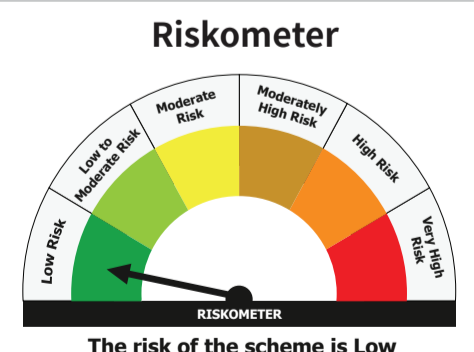


## Debt Fund

### Product Labeling

**This product is suitable for investors who are seeking:**

- Optimal returns in the short term
- Investment in portfolio of short duration money market and debt instruments

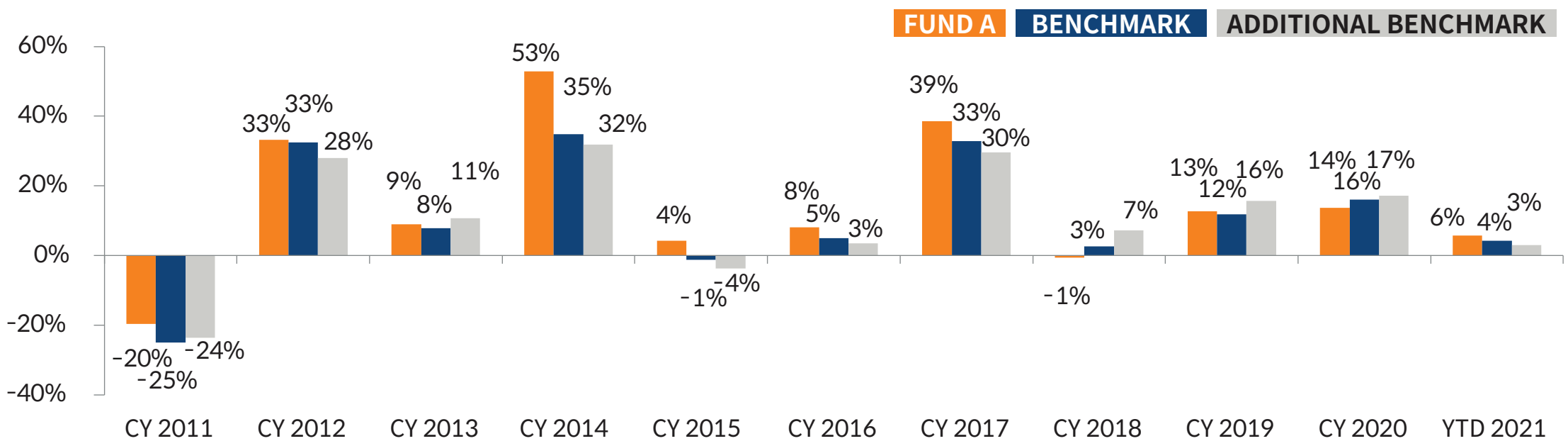


The data used is for illustration purpose only.

## Performance aspects

Although the past performance does not guarantee future trend, investors can get a broad idea on how a fund may perform in future. This section looks at the fund's performance (lump sum as well as SIP) across time frames and compares it with the fund's benchmark and a

market benchmark. Many fund houses provide graphical representation of calendar year performance of funds along with standard SEBI prescribed performance tables.



The data used is for illustration purpose only.

## Performance Report

Period	Returns (CAGR %)			Value of ₹10000 invested (in ₹)		
	Fund A Return	Scheme benchmark*	Additional benchmark**	Fund A Return	Scheme benchmark*	Additional benchmark**
Last 1 year	28.32	22.47	16.88	-	-	-
Last 3 year	21.81	14.17	9.77	-	-	-
Last 5 year	19.76	13.08	11.21	-	-	-
Since Inception	16.63	8.61	7.59	39,891	21,025	19,305
NAV as on 31st March 2020	39.891					
Index Value (31st March 2020)	Index Value of Nifty 100 TRI is 3991.85 and Index value of BSE Sensex is 29620.50					
Date of allotment	4th April, 2008					
Scheme Benchmark	Nifty 100 TRI					
Additional Benchmark	**BSE Sensex					

The data used is for illustration purpose only.

## SIP Performance

SIP Investment	Since Inception	7 Years	5 Years	3 Years	1 Year
Total Amount Invested (In ₹)	1,070,000	840,000	600,000	360,000	120,000
Mkt Value as of 31st March 2020 (In ₹)	2,613,431	1,603,717	997,343	458,533	136,171
Fund Return (%)	19.26%	18.15%	20.45%	16.38%	26.03%
Benchmark Return (%) (Nifty 100 TRI)	11.87%	11.57%	13.45%	10.96%	21.24%
Add. Benchmark Return (%) (BSE Sensex)	9.95%	9.31%	10.19%	7.02%	16.72%

The data used is for illustration purpose only.

## Fund manager details

In an investment voyage, mutual fund is the ship and fund manager is the sailor. Success of the voyage depends on the manager's expertise. Hence, it is imperative to know the fund manager well.

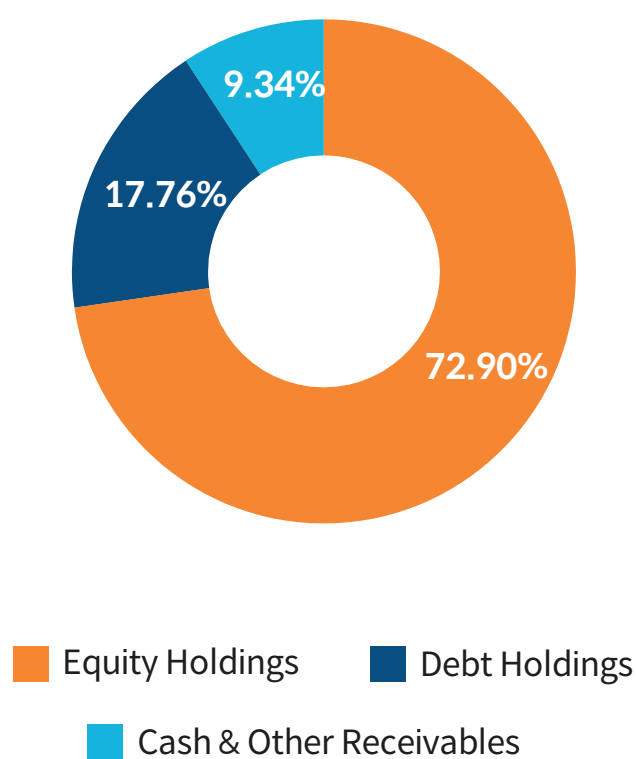
The factsheet provides information on the manager's experience and qualification. You can find out their track record by reviewing the performance of all schemes managed by them.

## Portfolio aspects

### Key portfolio attributes to look for in equity/ hybrid funds

#### Asset allocation

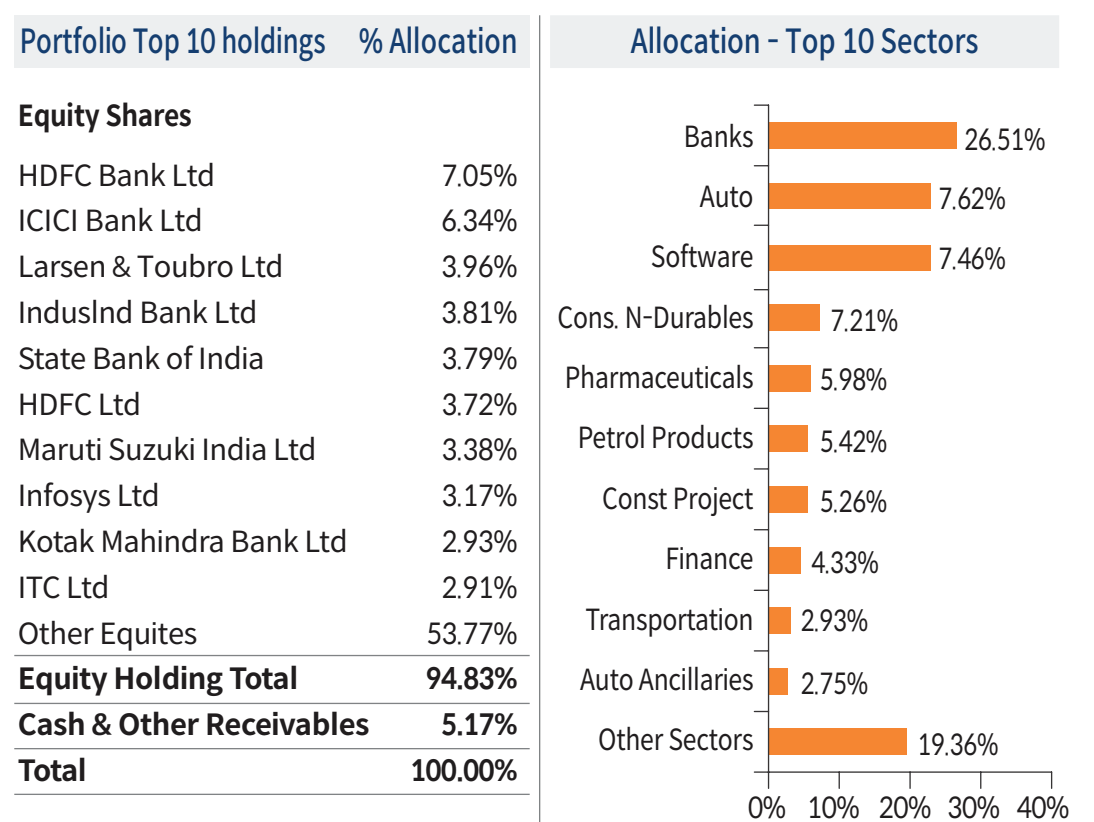
It highlights the exposure to different asset classes - equity, debt and cash - in a portfolio.



The data used is for illustration purpose only

#### Company and sector allocation

It informs investors about a fund's concentration level in sectors and stocks. An aggressive fund manager may have high concentration among fewer companies and sectors, which may not be appropriate for investors seeking diversification. Investors should check whether the fund has taken higher-than-prudent exposure to riskier sectors or low quality stocks.



The data used is for illustration purpose only.

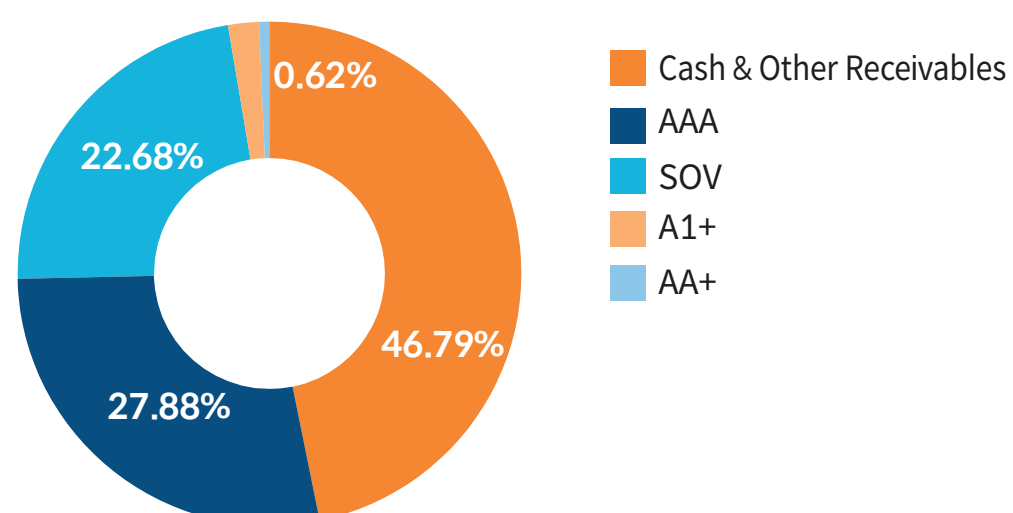
### Key portfolio attributes to look for in debt funds

#### Credit quality profile

A debt fund's holdings are classified according to its credit ratings such as AAA, AA+, A1+ (given by credit rating agencies), etc.

Funds with higher exposure to AAA (top rated long-term debt) and A1+ (top rated short-term debt) have lower credit risk and higher credit quality.

Conservative investors should check whether the fund manager in order to boost performance is taking undue exposure to lower rated debt papers as they typically trade at higher yields but are exposed to high credit and liquidity risk vis-à-vis top rated papers.

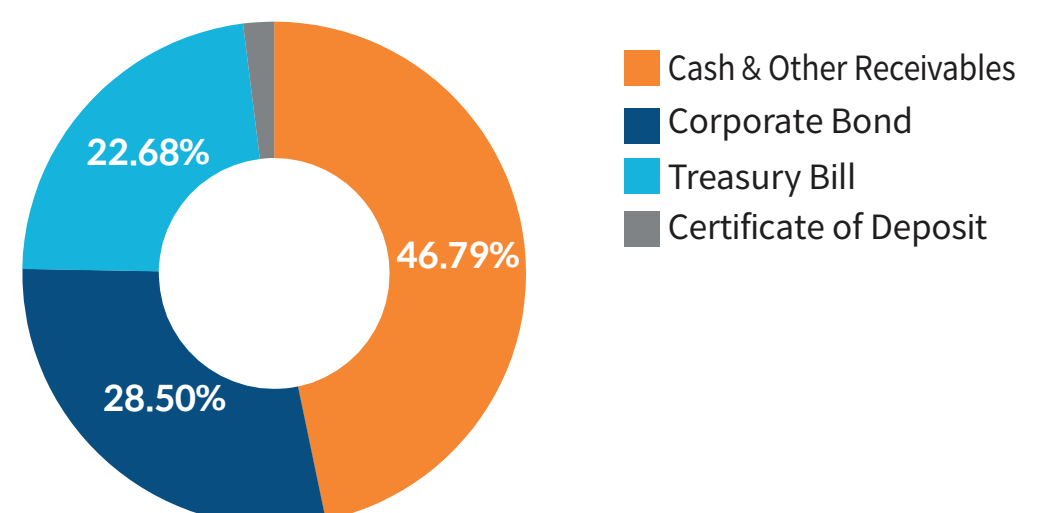


The data used is for illustration purpose only.

#### Instrument break-up

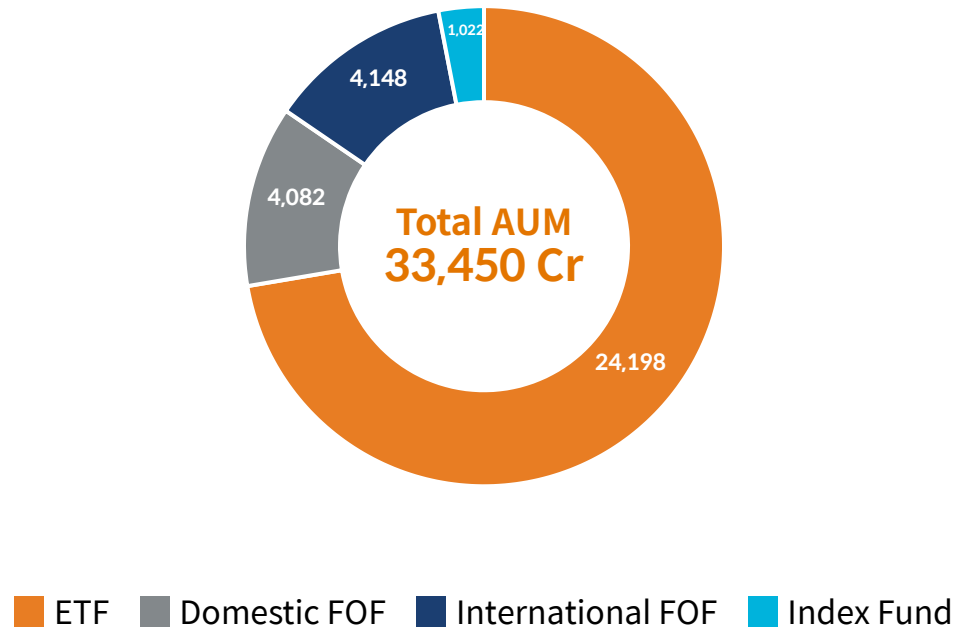
It highlights allocation to various debt instruments such as commercial papers (CPs), certificate of deposits (CDs), NCDs and bonds, gilts and cash equivalents.

Investors in shorter maturity debt funds such as liquid, ultra short term, short-term debt funds should check whether higher proportion has been allocated to shorter maturity instruments such as CPs and CDs. As long-term debt instruments such as gilts and bonds are typically more sensitive to interest rate changes compared with CPs and CDs, higher exposure to former instruments by liquid or ultra-short term may result in high risk.



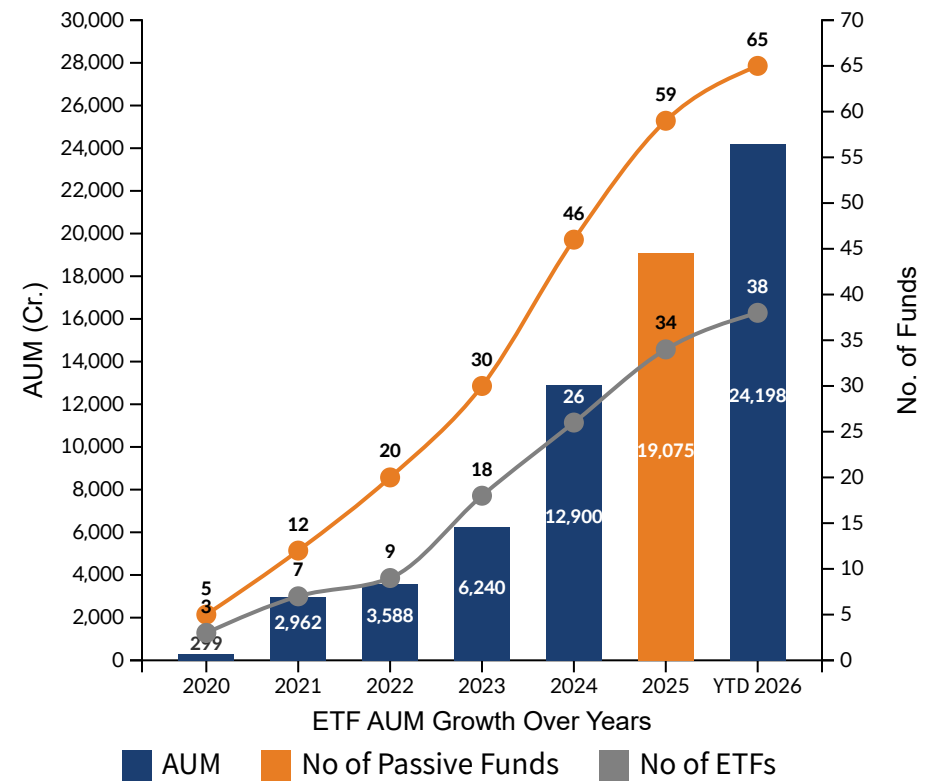
The data used is for illustration purpose only.

### AUM by Product Category



Our Domestic Fund of Funds invest in underlying ETFs managed by Mirae Asset.

### Growth Trends of ETF AUM



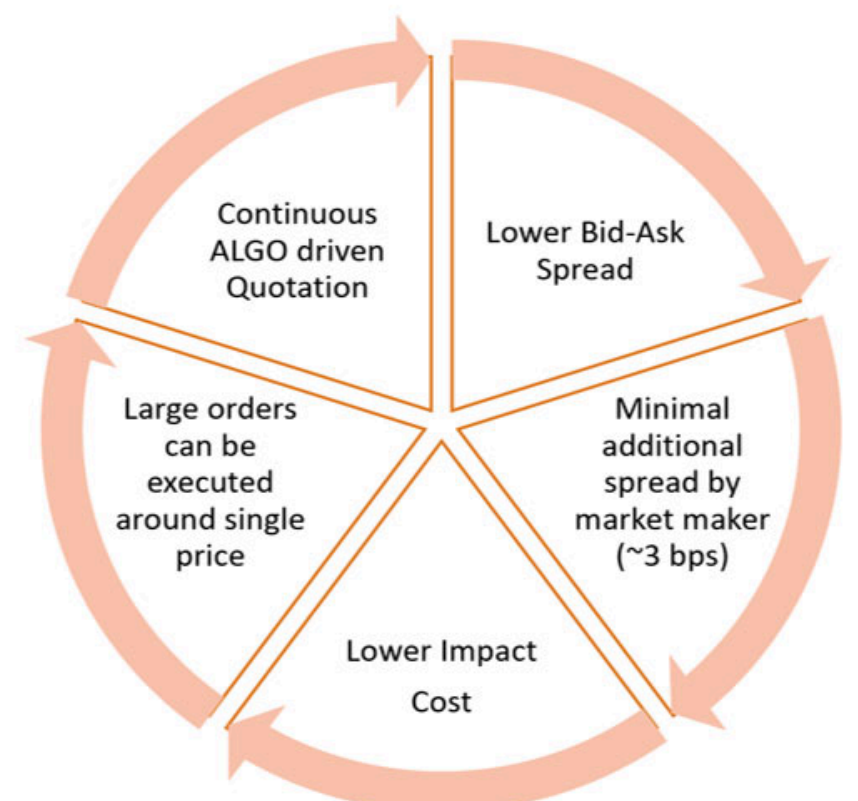
## Mirae Asset ETF advantages on exchange

**Exclusive Market Maker**  
 Mirae Asset Capital Market, a sister concern, is an exclusive market maker (APs) in our ETFs on exchange at all times

**Low spread on exchange**  
 Lower effective spread of around 3 bps after considering STT, brokerage etc. (iNAV +/- 16 bps)

**Continuous Liquidity**  
 Market makers provide liquidity on exchange at all times around latest NAV (iNAV), irrespective of market volatility

**Relatively Low cost**  
 to trade in Mirae Asset ETFs due to lower spread and lower impact cost even for large orders.



## Our Passive Fund Offerings

### Domestic broad based offerings

- Mirae Asset Nifty 50 ETF
- Mirae Asset Nifty Next 50 ETF
- Mirae Asset Nifty Midcap 150 ETF
- Mirae Asset BSE Sensex ETF
- Mirae Asset Nifty500 Multicap 50:25:25 ETF
- Mirae Asset Nifty Smallcap 250 ETF
- Mirae Asset Diversified Equity Allocator Passive FOF
- Mirae Asset Nifty LargeMidcap 250 Index Fund
- Mirae Asset Nifty 50 Index Fund
- Mirae Asset Nifty Total Market Index Fund

### Thematic offerings

- Mirae Asset Nifty Financial Services ETF
- Mirae Asset Nifty India Manufacturing ETF
- Mirae Asset Nifty India New Age Consumption ETF
- Mirae Asset BSE Select IPO ETF
- Mirae Asset Nifty India Internet ETF
- Mirae Asset Nifty Energy ETF
- Mirae Asset Nifty India Infrastructure & Logistics ETF
- Mirae Asset BSE India Defence ETF
- Mirae Asset Nifty 100 ESG Sector Leaders ETF
- Mirae Asset Nifty EV and New Age Automotive ETF
- Mirae Asset Nifty 100 ESG Sector Leaders Fund of Fund
- Mirae Asset Nifty India Manufacturing ETF Fund of Fund
- Mirae Asset Nifty India New Age Consumption ETF Fund of Fund
- Mirae Asset BSE Select IPO ETF Fund of Fund
- Mirae Asset BSE India Defence ETF FOF

### Smart-Beta offerings

- Mirae Asset Nifty 100 Low Volatility 30 ETF
- Mirae Asset Nifty 200 Alpha 30 ETF
- Mirae Asset Nifty Smallcap 250 Momentum Quality 100 ETF
- Mirae Asset Nifty MidSmallcap400 Momentum Quality 100 ETF
- Mirae Asset BSE 200 Equal Weight ETF
- Mirae Asset Nifty50 Equal Weight ETF
- Mirae Asset BSE 500 Dividend Leaders 50 ETF
- Mirae Asset Nifty Top 20 Equal Weight ETF
- Mirae Asset Nifty 500 Value 50 ETF
- Mirae Asset Nifty Smallcap 250 Momentum Quality 100 ETF Fund Of Fund
- Mirae Asset Nifty MidSmallcap400 Momentum Quality 100 ETF Fund of Fund
- Mirae Asset Nifty 200 Alpha 30 ETF Fund of Fund
- Mirae Asset BSE 200 Equal Weight ETF Fund of Fund
- Mirae Asset Multi Factor Passive FOF

### Sectorial offerings

- Mirae Asset Nifty 500 Healthcare ETF
- Mirae Asset Nifty Bank ETF
- Mirae Asset Nifty IT ETF
- Mirae Asset Nifty PSU Bank ETF
- Mirae Asset Nifty Metal ETF
- Mirae Asset Nifty Metal ETF FOF

### Commodities offerings

- Mirae Asset Gold ETF
- Mirae Asset Silver ETF
- Mirae Asset Gold ETF Fund of Fund
- Mirae Asset Gold Silver Passive FoF
- Mirae Asset Silver ETF FOF

### Debt offerings

- Mirae Asset Nifty 8-13 yr G-Sec ETF
- Mirae Asset Nifty 1D Rate Liquid ETF - IDCW
- Mirae Asset Nifty 1D Rate Liquid ETF - Growth
- Mirae Asset Nifty SDL Jun 2027 Index Fund
- Mirae Asset Crisil IBX Gilt Index - April 2033 Index Fund
- Mirae Asset Nifty SDL June 2028 Index Fund
- Mirae Asset CRISIL-IBX Financial Services 9-12 Months Debt Index Fund

## Our Passive Fund Offerings

---

### International Offerings

- Mirae Asset NYSE FANG + ETF
- Mirae Asset S&P 500 TOP 50 ETF
- Mirae Asset Hang Seng TECH ETF
- Mirae Asset NYSE FANG + ETF Fund of Fund
- Mirae Asset S&P 500 TOP 50 ETF Fund of Fund
- Mirae Asset Hang Seng TECH ETF Fund of Fund
- Mirae Asset Global X Artificial Intelligence & Technology ETF Fund of Fund
- Mirae Asset Global Electric & Autonomous Vehicles Equity Passive FOF

# Spotlight: Funds of the month

## Mirae Asset Multi Factor Passive FOF

- The fund follows a dynamic approach to factor investing by allocating across strategies such as momentum, value, low volatility, and equal weight, acknowledging that different factors perform differently across market conditions.
- Rather than maintaining fixed weights, the portfolio adjusts its exposure based on valuation and market trends, with the intent of remaining reasonably aligned across market cycles.
- The strategy is built on a structured framework that incorporates regime identification, defined allocation ranges, and calibrated tilts, helping maintain discipline while avoiding excessive shifts and turnover.
- Mirae Asset Multi Factor Passive FOF has delivered returns of 8.8% compared to 1.7% for the Nifty 500 since inception of the fund (as on 29th May, 2026), indicating relatively better performance versus the broader market.
- By combining multiple factor strategies within a single portfolio, the fund aims to provide diversified exposure and support more stable outcomes across different market phases.

## Mirae Asset BSE 500 Dividend Leaders 50 Index

- The index comprises companies with a track record of dividend payments, selected based on dividend yield criteria and defined eligibility parameters.
- Portfolio reflects a mix of PSU (48.8%) and private sector companies (51.2%), capturing dividend paying companies across ownership structures.
- The index's sector allocation is led by Energy (27.0%), Information Technology (23.6%), Commodities (16.0%), Utilities (10.8%), and Financial Services (9.8%), together forming the majority of the portfolio.
- The BSE 500 Dividend Leaders 50 Index has a dividend yield of 3.45%, compared to 1.35% for the Nifty 50, reflecting its dividend oriented construction.
- Over the last five years, the BSE 500 Dividend Leaders 50 Index has delivered a 5 year CAGR of 24.6%, compared to 9.9% for the Nifty 50, highlighting differentiated return characteristics over the period.

## Mirae Asset Nifty Energy ETF

- India's energy sector remains a key pillar of economic growth, supported by rising power demand, infrastructure expansion and increasing focus on energy security. Power generation increased from 1,173 billion units in FY16 to 1,829 billion units in FY25.
- The sector is witnessing a structural shift, with renewable energy capacity rising from 90,134 MW in 2016 to 2,29,346 MW in 2025, while India has already achieved 50% installed capacity from non-fossil fuel sources ahead of its 2030 target.
- Amid global energy supply disruptions and elevated geopolitical risks, India's focus on domestic energy production, renewable capacity addition, LNG infrastructure and green hydrogen may support long-term opportunities in the sector.
- The Nifty Energy Index provides diversified exposure across oil & gas, coal, power generation, transmission, gas utilities and power equipment companies, capturing both India's current energy demand and its long-term energy transition.
- Mirae Asset Nifty Energy ETF offers investors a simple route to participate in India's evolving energy theme, backed by industrial growth, electrification, renewable expansion and increasing focus on domestic energy security.

## Mirae Asset BSE India Defence ETF & Mirae Asset BSE India Defence ETF FOF

- India's defence allocation has increased from ₹2.53 lakh crore in FY14 to ₹7.85 lakh crore as per the Government's defence budgetary allocation up to FY27, reflecting a sustained policy focus on defence and modernisation.
- Defence capital outlay stands at ₹2.19 lakh crore under the defence budget up to FY27, with approximately 75% of the modernisation allocation reserved for domestic procurement, supporting Indian defence manufacturers.
- The underlying BSE India Defence Index offers diversified exposure across 34 companies, including pure-play defence companies and defence enablers, spanning large, mid and small caps, which may help manage concentration within the theme.
- In the context of rising domestic production (₹1.51 lakh crore in FY25) and improving export traction (₹23,622 crore, all-time high), Mirae Asset BSE India Defence ETF & Mirae Asset BSE India Defence ETF FOF aims to provide investors exposure to India's evolving defence manufacturing ecosystem in a measured and structured manner.

PSU – Public Sector Undertaking

(Source: Data as on 29th May, 2026, NSE Nifty indices, Bloomberg, India Times, MCX, Internal Research, Ministry of Defence, Union Budget FY 2026–27, Press Information Bureau releases dated February 2026; Past performance may or may not sustain in future. The index return is in Total Return Variant The data shown above pertains to the index and does not in manner indicate performance of any scheme of the Fund Request you to consult your financial advisor or distributor before making investment Historical portfolio of the index has been created and rebalanced periodically based on market data present on those concerned historical periods, which is captured by the index portfolio changes and performance metrics. No additional performance or portfolio assumptions have been made by the AMC)

# ETF Snapshot

Scheme Name	Bloomberg Ticker	Net AUM (Rs Cr)	Allotment Date	Month End NAV	BER	Basket Size (For Direct - Transaction with AMC)
<b>Mirae Asset Nifty 50 ETF</b> (NSE Symbol: NIFTYETF, BSE Scrip Code: 542131)	MAN50ETF IN Equity	5,161.0336	20 <sup>th</sup> Nov, 2018	₹ 254.8396	0.04%	50,000
<b>Mirae Asset Nifty Next 50 ETF</b> (NSE Symbol: NEXT50, BSE Scrip Code: 542922)	NEXT50 IN Equity	1,295.6980	24 <sup>th</sup> Jan, 2020	₹ 731.7640	0.05%	10,000
<b>Mirae Asset Nifty Financial Services ETF</b> (NSE Symbol: BFSI, BSE Scrip Code: 543323)	BFSI IN Equity	432.0723	30 <sup>th</sup> Jul, 2021	₹ 26.2358	0.11%	3,00,000
<b>Mirae Asset Nifty India Manufacturing ETF</b> (NSE Symbol: MAKEINDIA, BSE Scrip Code: 543454)	MAKEINDI IN Equity	254.5785	27 <sup>th</sup> Jan, 2022	₹ 161.1776	0.36%	50,000
<b>Mirae Asset Nifty Midcap 150 ETF</b> (NSE Symbol: MIDCAPETF, BSE Scrip Code: 543481)	MIDCAPET IN Equity	1,763.2483	9 <sup>th</sup> Mar, 2022	₹ 23.0273	0.05%	4,00,000
<b>Mirae Asset Nifty 100 Low Volatility 30 ETF</b> (NSE Symbol: LOWVOL, BSE Scrip Code: 543858)	LOWVOL IN Equity	46.2541	24 <sup>th</sup> Mar, 2023	₹ 199.9566	0.29%	30,000
<b>Mirae Asset BSE Sensex ETF</b> (NSE Symbol: SENSEXETF, BSE Scrip Code: 543999)	MBSensex IN Equity	41.8130	29 <sup>th</sup> Sept, 2023	₹ 76.7899	0.05%	1,00,000
<b>Mirae Asset Nifty 200 Alpha 30 ETF</b> (NSE Symbol: ALPHAETF, BSE Scrip Code: 544007)	MIRANAL IN Equity	415.7993	20 <sup>th</sup> Oct, 2023	₹ 25.9723	0.38%	2,00,000
<b>Mirae Asset Nifty Smallcap 250 Momentum Quality 100 ETF</b> (NSE Symbol: SMALLCAP, BSE Scrip Code: 544130)	MAS250MQ IN Equity	915.4194	23 <sup>rd</sup> Feb, 2024	₹ 44.9676	0.39%	2,00,000
<b>Mirae Asset Nifty MidSmallcap400 Momentum Quality 100 ETF</b> (NSE Symbol: MIDSMLL, BSE Scrip Code: 544180)	MS400MQ IN Equity	458.3918	22 <sup>nd</sup> May, 2024	₹ 50.9525	0.37%	2,00,000
<b>Mirae Asset Nifty500 Multicap 50:25:25 ETF</b> (NSE Symbol: MULTICAP, BSE Scrip Code: 544241)	MANM522 IN Equity	84.2125	30 <sup>th</sup> Aug, 2024	₹ 16.1057	0.13%	6,00,000
<b>Mirae Asset Nifty India New Age Consumption ETF</b> (NSE Symbol: CONSUMER, BSE Scrip Code: 544323)	MANINAC IN Equity	51.1653	26 <sup>th</sup> Dec, 2024	₹ 10.9406	0.25%	6,00,000
<b>Mirae Asset BSE 200 Equal Weight ETF</b> (NSE Symbol: EQUAL200, BSE Scrip Code: 544377)	MIRAWRG IN Equity	19.2946	10 <sup>th</sup> Mar, 2025	₹ 13.4778	0.28%	8,00,000
<b>Mirae Asset BSE Select IPO ETF</b> (NSE Symbol: SELECTIPO, BSE Scrip Code: 544376)	MIRAERG IN Equity	19.5050	10 <sup>th</sup> Mar, 2025	₹ 43.5085	0.28%	1,00,000
<b>Mirae Asset Nifty50 Equal Weight ETF</b> (NSE Symbol: EQUAL50, BSE Scrip Code: 544401)	MANEWRG IN Equity	174.4797	9 <sup>th</sup> May, 2025	₹ 325.6701	0.10%	5,000
<b>Mirae Asset Nifty India Internet ETF</b> (NSE Symbol: INTERNET, BSE Scrip Code: 544438)	MANIERG IN Equity	28.2353	1 <sup>st</sup> Jul, 2025	₹ 12.1217	0.21%	2,00,000
<b>Mirae Asset Nifty Smallcap 250 ETF</b> (NSE Symbol: SMALL250, BSE Scrip Code: 544605)	MANSCRG IN Equity	69.3065	7 <sup>th</sup> Nov, 2025	₹ 17.0117	0.14%	2,00,000
<b>Mirae Asset Nifty Energy ETF</b> (NSE Symbol: ENERGY, BSE Scrip Code: 544604)	MEANERG IN Equity	322.3881	7 <sup>th</sup> Nov, 2025	₹ 41.0115	0.18%	1,00,000
<b>Mirae Asset BSE 500 Dividend Leaders 50 ETF</b> (NSE Symbol: DIVIDEND, BSE Scrip Code: 544661)	MABDLRG IN Equity	10.2423	15 <sup>th</sup> Dec, 2025	₹ 36.0044	0.17%	80,000
<b>Mirae Asset Nifty Top 20 Equal Weight ETF</b> (NSE Symbol: TOP20, BSE Scrip Code: 544660)	MIANERG IN Equity	12.0984	15 <sup>th</sup> Dec, 2025	₹ 8.4697	0.08%	3,00,000
<b>Mirae Asset Nifty 500 Healthcare ETF</b> (NSE Symbol: HEALTHCARE, BSE Scrip Code: 544701)	MANHCRCG IN EQUITY	12.0646	10 <sup>th</sup> Feb, 2026	₹ 19.8882	0.12%	2,00,000
<b>Mirae Asset Nifty India Infrastructure &amp; Logistics ETF</b> (NSE Symbol: INFRA, BSE Scrip Code: 544704)	MANILRG IN EQUITY	9.8744	12 <sup>th</sup> Feb, 2026	₹ 12.2009	0.18%	5,00,000
<b>Mirae Asset BSE India Defence ETF</b> (NSE Symbol: DEFENCE, BSE Scrip Code: 544705)	MABINRG IN EQUITY	96.1262	13 <sup>th</sup> Feb, 2026	₹ 75.7851	0.28%	65,000
<b>Mirae Asset Nifty 500 Value 50 ETF</b> (NSE Symbol: VALUE, BSE Scrip Code: 544737)	MANVERG IN EQUITY	12.4536	20 <sup>th</sup> Mar, 2026	₹ 16.6440	0.18%	2,00,000
<b>Mirae Asset Nifty 100 ESG Sector Leaders ETF</b> (NSE Symbol: ESG, BSE Scrip Code: 543246)	ESG IN Equity	97.7583	17 <sup>th</sup> Nov, 2020	₹ 40.2915	0.35%	1,25,000
<b>Mirae Asset NYSE FANG + ETF</b> (NSE Symbol: MAFANG, BSE Scrip Code: 543291)	MFANGETF IN Equity	4,258.0587	6 <sup>th</sup> May, 2021	₹ 172.1855	0.55%	2,00,000
<b>Mirae Asset S&amp;P 500 TOP 50 ETF</b> (NSE Symbol: MASPTOP50, BSE Scrip Code: 543365)	MA500TF IN Equity	1,159.7309	20 <sup>th</sup> Sept, 2021	₹ 68.7785	0.54%	5,50,000
<b>Mirae Asset Hang Seng TECH ETF</b> (NSE Symbol: MAHKTECH, BSE Scrip Code: 543414)	MAHSTEC IN Equity	384.3530	6 <sup>th</sup> Dec, 2021	₹ 19.8421	0.50%	8,00,000
<b>Mirae Asset Nifty Bank ETF</b> (NSE Symbol: BANKETF, BSE Scrip Code: 543944)	MABNKTF IN Equity	296.9093	20 <sup>th</sup> Jul, 2023	₹ 551.0414	0.09%	10,000
<b>Mirae Asset Nifty IT ETF</b> (NSE Symbol: ITETF, BSE Scrip Code: 544006)	MANFYIT IN Equity	96.6133	20 <sup>th</sup> Oct, 2023	₹ 30.7443	0.09%	1,20,000
<b>Mirae Asset Nifty EV and New Age Automotive ETF</b> (NSE Symbol: EVINDIA, BSE Scrip Code: 544212)	MANEVAA IN Equity	167.8646	10 <sup>th</sup> Jul, 2024	₹ 30.7467	0.35%	1,50,000
<b>Mirae Asset Nifty PSU Bank ETF</b> (NSE Symbol: BANKPSU, BSE Scrip Code: 544266)	MAPSUBE IN Equity	57.0148	1 <sup>st</sup> Oct, 2024	₹ 82.3180	0.17%	40,000
<b>Mirae Asset Nifty Metal ETF</b> (NSE Symbol: METAL, BSE Scrip Code: 544268)	MANMETF IN Equity	543.3241	3 <sup>rd</sup> Oct, 2024	₹ 13.5273	0.30%	3,00,000
<b>Mirae Asset Gold ETF</b> (NSE Symbol: GOLDETF, BSE Scrip Code: 543781)	GOLDETF IN Equity	2,965.7994	20 <sup>th</sup> Feb, 2023	₹ 150.9340	0.33%	1,10,000
<b>Mirae Asset Silver ETF</b> (NSE Symbol: SILVERAG, BSE Scrip Code: 543922)	SILVRETF IN Equity	1,108.4254	9 <sup>th</sup> Jun, 2023	₹ 253.8841	0.31%	30,000

## ETF Snapshot

Scheme Name	Bloomberg Ticker	Net AUM (Rs Cr)	Allotment Date	Month End NAV	BER	Basket Size (For Direct - Transaction with AMC)
<b>Mirae Asset Nifty 8-13 yr G-Sec ETF</b> (NSE Symbol: GSEC10YEAR, BSE Scrip Code: 543875)	GSEC10YE IN Equity	94.2394	31 <sup>st</sup> Mar, 2023	₹ 29.7575	0.09%	2,50,000
<b>Mirae Asset Nifty 1D Rate Liquid ETF - IDCW</b> (NSE Symbol: LIQUID, BSE Scrip Code: 543946)	MAN1DRL IN Equity	580.4646	27 <sup>th</sup> Jul, 2023	₹ 1,000.0000	0.25%	2,500
<b>Mirae Asset Nifty 1D Rate Liquid ETF - Growth</b> (NSE Symbol: LIQUIDPLUS, BSE Scrip Code: 544284)	MAN1DRG IN Equity	681.7499	7 <sup>th</sup> Nov, 2024	₹ 1,087.7045	0.14%	2,500

# MIRAE ASSET NIFTY 50 ETF

NSE Symbol: NIFTYETF, BSE Scrip Code: 542131

(Exchange Traded Fund (ETF) - An open ended scheme replicating/tracking Nifty 50 Index)

Monthly Factsheet as on 31 May, 2026

Fund Information	
<b>Fund Managers :</b>	Ms. Ekta Gala Mr. Ritesh Patel
<b>Allotment Date :</b>	20 <sup>th</sup> November 2018
<b>Benchmark:</b>	Nifty 50 Index (TRI)
<b>Net AUM (Cr.)</b>	5,161.0336
<b>Tracking Error Value ~ 1 Year Tracking Error is</b>	0.02%
<b>Exit Load:</b>	Please refer page no.84
<b>Plan Available:</b>	The Scheme does not offer any Plans/Options for investment

**Minimum Investment Amount**  
**Market Maker:** Application for subscription of Units directly with the Fund in Creation Unit Size at NAV based prices in exchange of Portfolio Deposit and Cash Component.  
**Large Investors:** Minimum amount of ₹25 crores for transacting directly with the AMC.  
**Other investors (including Market Maker, Large Investors and Regulated Entities):** Units of the Scheme can be subscribed (in lots of 1 Unit) during the trading hours on all trading days on the NSE and BSE on which the Units are listed.

On exchange (in multiple of 1 units) Directly with AMC or Market Maker (in multiple of 50,000 units)

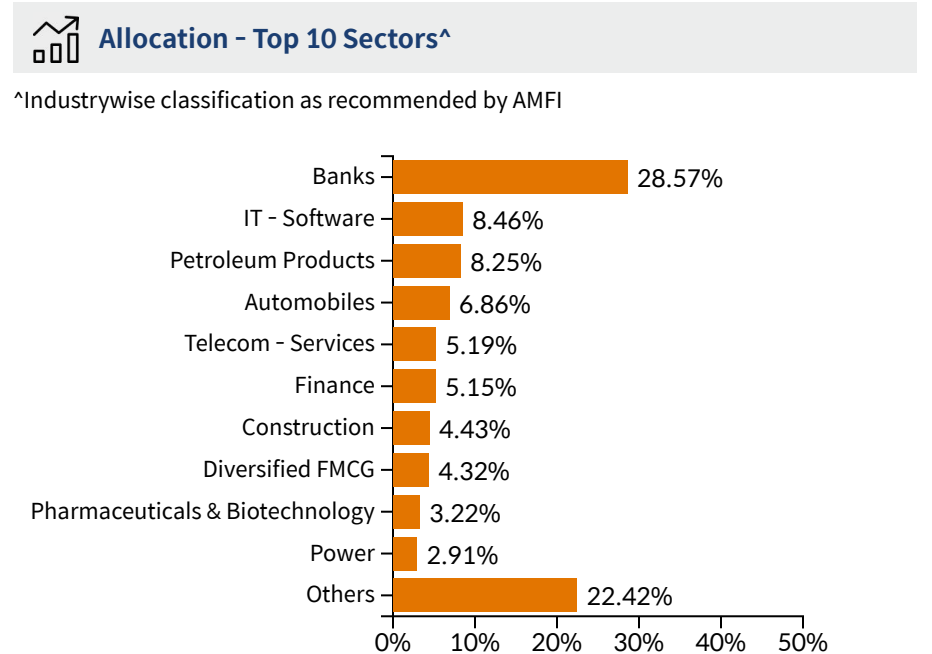
Net Asset Value (NAV)	
₹	254.8396 (Per Unit)

Market Makers	
Mirae Asset Capital Markets (India) Private Limited	
East India Securities Limited	
Kanjalochna Finsolve Private Limited	
Parwati Capital Market Private Limited	
Vaibhav Stock & Derivatives Broking Private Limited	
IRage Broking Services LLP	
Junomoneta Finsol Pvt Ltd	
Motilal Oswal Financial Services Limited <sup>^</sup>	
Obsidian Investment Pvt Ltd <sup>^^</sup>	

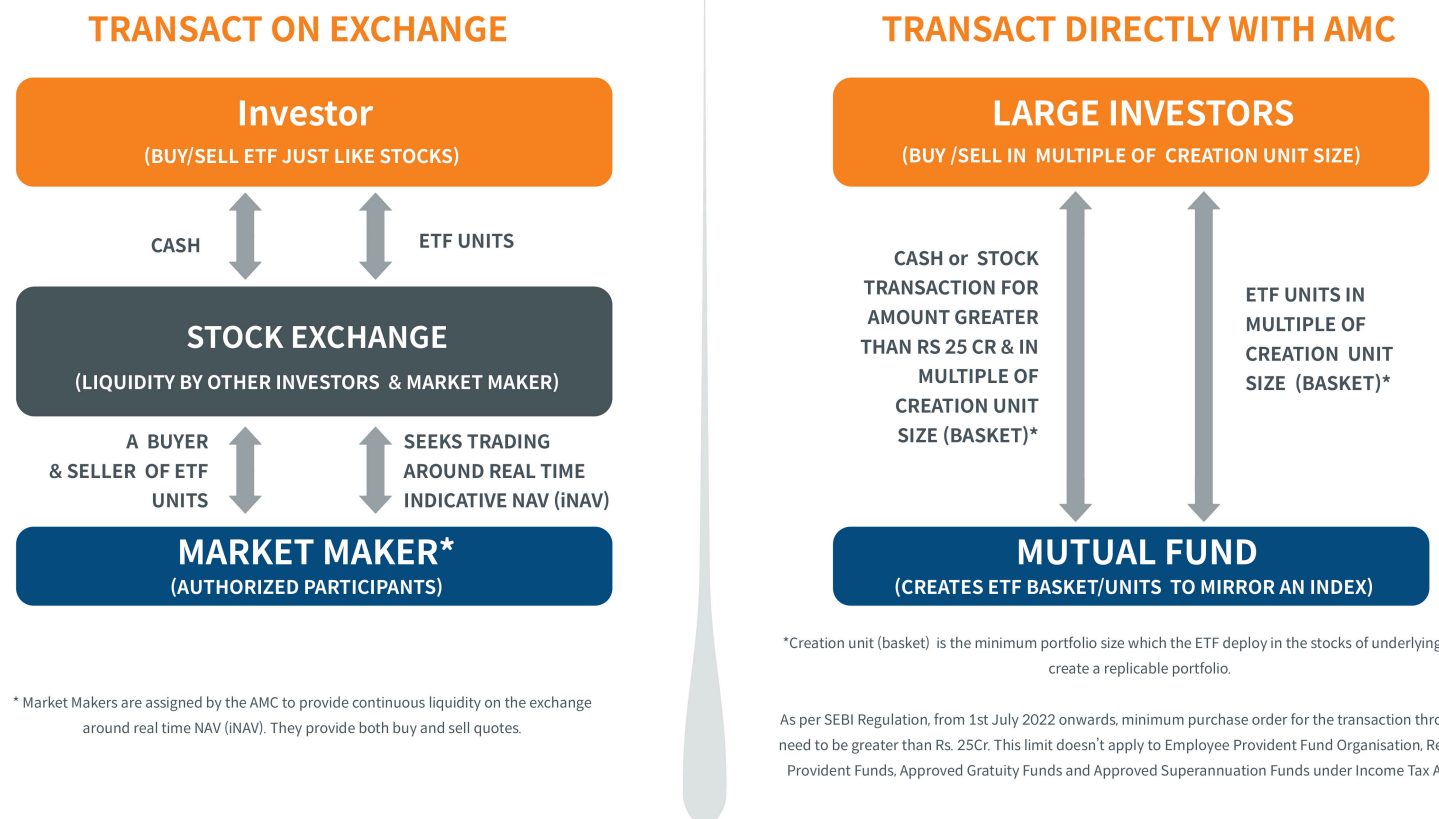
Others	
Live iNav is updated on Mirae Asset Mutual Fund website.	
NSE Symbol: NIFTYETF	
BSE Code: 542131	
Bloomberg Code: NIFTYETF IN Equity	
Reuters Code: MIRA.NS	

Base Expense Ratio: 0.04%	
---------------------------	--

Portfolio Top 10 Holdings	
<b>Equity Shares</b>	
HDFC Bank Ltd.	10.54%
ICICI Bank Ltd.	8.30%
Reliance Industries Ltd.	8.25%
Bharti Airtel Ltd.	5.19%
Larsen & Toubro Ltd.	4.43%
Infosys Ltd.	3.76%
State Bank of India	3.70%
Axis Bank Ltd.	3.41%
Kotak Mahindra Bank Ltd.	2.62%
ITC Ltd.	2.56%
Other Equities	47.02%
<b>Equity Holding Total</b>	<b>99.78%</b>
<b>Cash &amp; Other Receivables</b>	<b>0.22%</b>
<b>Total</b>	<b>100.00%</b>



## How to Trade in ETF ?



Performance Report			
Period	Mirae Asset Nifty 50 ETF	Scheme Benchmark <sup>*</sup>	Additional Benchmark <sup>**</sup>
Last 1 Year	-3.88%	-3.84%	-7.21%
Last 3 Years	9.48%	9.54%	7.32%
Last 5 Years	9.81%	9.88%	8.85%
Since Inception	12.28%	12.40%	11.69%
Value of Rs. 10000 invested Since Inception	₹23,915	₹24,097	₹22,986
NAV as on 29 <sup>th</sup> May, 2026	₹254.8396		
Index Value 29 <sup>th</sup> May, 2026		Index Value of Scheme Benchmark is ₹35,552.6400 and BSE Sensex (TRI) is ₹1,17,657.2429	
Allotment Date	20 <sup>th</sup> November 2018		
Scheme Benchmark		*Nifty 50 Index (TRI)	
Additional Benchmark		**BSE Sensex (TRI)	

Fund Managers : Ms. Ekta Gala (since December 28, 2020), Mr. Ritesh Patel (since March 12, 2025)  
 Note: Returns (%) for less than 1 year calculated on simple annualized basis, others are CAGR- Compounded Annualized Growth returns.  
 Latest available NAV has been taken for return calculation wherever applicable

### Past Performance may or may not be sustained in future.

Note: For computation of since inception returns (%) the allotment NAV has been taken as ₹106.56

Note:1. The reference and details provided here in are of Regular Plan - Growth Option

<sup>^</sup>Pursuant to notice cum addendum no. 25/2026, a Market Maker has been added w.e.f March 25, 2026.

<sup>^^</sup>Pursuant to notice cum addendum no. 37/2026, a Market Maker has been added w.e.f May 04, 2026.

The performance of other funds managed by the same fund manager is given in the respective page of the schemes and on page No. 107, 108, 109, 110, 111, 112, 113, 114, 115, 116, 117, 118, 119, 120, 121, 122

# MIRAE ASSET NIFTY NEXT 50 ETF

**NSE Symbol: NEXT50 , BSE Scrip Code: 542922**

(Exchange Traded Fund (ETF) - An open ended scheme replicating/tracking Nifty Next 50 Total Return Index)

Monthly Factsheet as on 31 May, 2026

## Fund Information

### Fund Managers :

Ms. Ekta Gala  
Mr. Ritesh Patel

**Allotment Date :** 24<sup>th</sup> January 2020

**Benchmark:** Nifty Next 50 Index (TRI)

**Net AUM (Cr.)** 1,295.6980

**Tracking Error Value ~** 0.04%  
1 Year Tracking Error is

**Exit Load:** Please refer page no.84

**Plan Available:** The Scheme does not offer any Plans/Options for investment

### Minimum Investment Amount

**Market Maker:** Application for subscription of Units directly with the Fund in Creation Unit Size at NAV based prices in exchange of Portfolio Deposit and Cash Component.

**Large Investors:** Minimum amount of ₹25 crores for transacting directly with the AMC.

**Other investors (including Market Maker, Large Investors and Regulated Entities):** Units of the Scheme can be subscribed (in lots of 1 Unit) during the trading hours on all trading days on the NSE and BSE on which the Units are listed.

On exchange (in multiple of 1 units) Directly with AMC or Market Maker (in multiple of 10,000 units)

## Net Asset Value (NAV)

₹ 731.7640 (Per Unit)

## Market Makers

Mirae Asset Capital Markets (India) Private Limited  
East India Securities Limited  
Kanjalochna Finsolve Private Limited  
Parwati Capital Market Private Limited  
Vaibhav Stock & Derivatives Broking Private Limited  
IRage Broking Services LLP  
Junomoneta Finsol Pvt Ltd  
Motil Oswal Financial Services Limited<sup>^</sup>  
Obsidian Investment Pvt Ltd<sup>^^</sup>

## Others

Live iNav is updated on Mirae Asset Mutual Fund website.

NSE Symbol: NEXT50

BSE Code: 542922

Bloomberg Code: NEXT50 IN Equity

Reuters Code: MIRA.NS

## Base Expense Ratio: 0.05%

## Portfolio Top 10 Holdings

### Equity Shares

Adani Power Ltd.	4.00%
Divi's Laboratories Ltd.	3.36%
Hindustan Aeronautics Ltd.	3.24%
Cummins India Ltd.	3.15%
Tata Motors Ltd.	3.15%
TVS Motor Company Ltd.	3.13%
Varun Beverages Ltd.	2.87%
Tata Power Company Ltd.	2.80%
Cholamandalam Investment & Finance Co. Ltd.	2.62%
Samvardhana Motherson International Ltd.	2.56%
Other Equities	69.07%

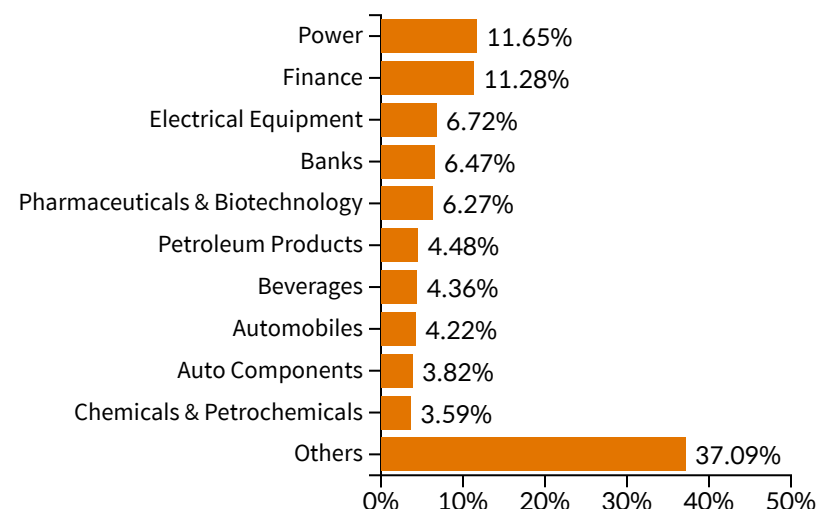
**Equity Holding Total** 99.95%

**Cash & Other Receivables** 0.05%

**Total** 100.00%

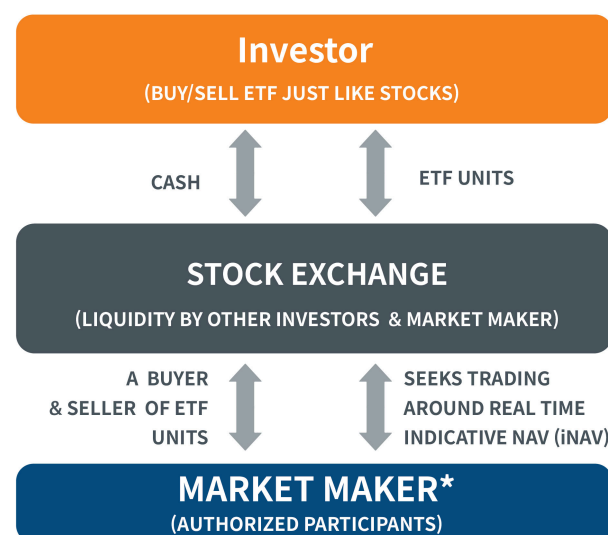
## Allocation - Top 10 Sectors<sup>^</sup>

<sup>^</sup>Industrywise classification as recommended by AMFI



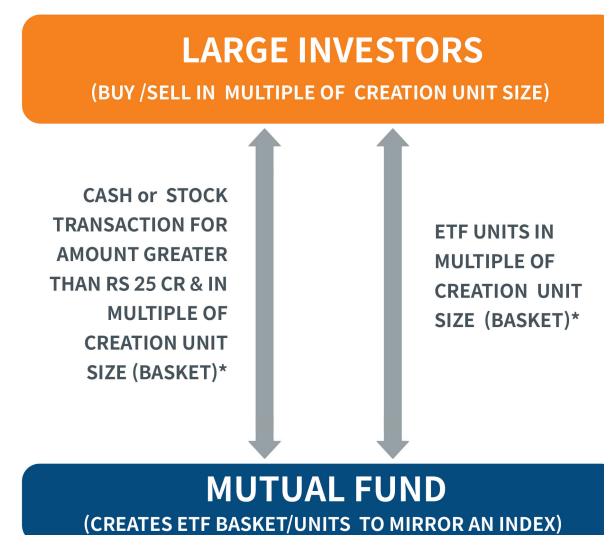
## How to Trade in ETF ?

### TRANSACTION ON EXCHANGE



<sup>\*</sup> Market Makers are assigned by the AMC to provide continuous liquidity on the exchange around real time NAV (iNAV). They provide both buy and sell quotes.

### TRANSACTION DIRECTLY WITH AMC



<sup>\*</sup>Creation unit (basket) is the minimum portfolio size which the ETF deploy in the stocks of underlying index to create a replicable portfolio.

As per SEBI Regulation, from 1st July 2022 onwards, minimum purchase order for the transaction through AMC need to be greater than Rs. 25Cr. This limit doesn't apply to Employee Provident Fund Organisation, Recognized Provident Funds, Approved Gratuity Funds and Approved Superannuation Funds under Income Tax Act, 1961

## Performance Report

Period	Mirae Asset Nifty Next 50 ETF	Scheme Benchmark <sup>*</sup>	Additional Benchmark <sup>**</sup>
Last 1 Year	7.45%	7.53%	-7.21%
Last 3 Years	19.93%	20.09%	7.32%
Last 5 Years	14.28%	14.48%	8.85%
Since Inception	15.60%	16.04%	10.98%
Value of Rs. 10000 invested Since Inception	₹25,100	₹25,712	₹19,369
NAV as on 29 <sup>th</sup> May, 2026	₹731.7640		
Index Value 29 <sup>th</sup> May, 2026		Index Value of Scheme Benchmark is ₹1,02,539.9300 and BSE Sensex (TRI) is ₹1,17,657.2429	
Allotment Date	24 <sup>th</sup> January 2020		
Scheme Benchmark	<sup>*</sup> Nifty Next 50 Index (TRI)		
Additional Benchmark	<sup>**</sup> BSE Sensex (TRI)		

Fund Managers : Ms. Ekta Gala (since December 28, 2020), Mr. Ritesh Patel (since March 12, 2025)  
Note: Returns (%) for less than 1 year calculated on simple annualized basis, others are CAGR- Compounded Annualized Growth returns.  
Latest available NAV has been taken for return calculation wherever applicable

### Past Performance may or may not be sustained in future.

Note: For computation of since inception returns (%) the allotment NAV has been taken as ₹291.5380

Note:1. The reference and details provided here in are of Regular Plan - Growth Option

<sup>^</sup>Pursuant to notice cum addendum no. 25/2026, a Market Maker has been added w.e.f March 25, 2026.

<sup>^^</sup>Pursuant to notice cum addendum no. 37/2026, a Market Maker has been added w.e.f May 04, 2026.

The performance of other funds managed by the same fund manager is given in the respective page of the schemes and on page No. 107, 108, 109, 110, 111, 112, 113, 114, 115, 116, 117, 118, 119, 120, 121, 122

# MIRAE ASSET NIFTY FINANCIAL SERVICES ETF

NSE Symbol: BFSI , BSE Scrip Code: 543323

(Exchange Traded Fund (ETF) - An open ended scheme replicating/tracking Nifty Financial Services Total Return Index)

Monthly Factsheet as on 31 May, 2026

Fund Information	
<b>Fund Managers :</b>	Ms. Ekta Gala Mr. Ritesh Patel
<b>Allotment Date :</b>	30 <sup>th</sup> July 2021
<b>Benchmark:</b>	Nifty Financial Services Total Return Index (TRI)
<b>Net AUM (Cr.)</b>	432.0723
<b>Tracking Error Value ~ 1 Year Tracking Error is</b>	0.05%
<b>Exit Load:</b>	Please refer page no.84
<b>Plan Available:</b>	The Scheme does not offer any Plans/Options for investment

#### Minimum Investment Amount

**Market Maker:** Application for subscription of Units directly with the Fund in Creation Unit Size at NAV based prices in exchange of Portfolio Deposit and Cash Component.

**Large Investors:** Minimum amount of ₹25 crores for transacting directly with the AMC.

**Other investors (including Market Maker, Large Investors and Regulated Entities):** Units of the Scheme can be subscribed (in lots of 1 Unit) during the trading hours on all trading days on the NSE and BSE on which the Units are listed.

On exchange ( in multiple of 1 units) Directly with AMC ( in multiple of 3,00,000 units)

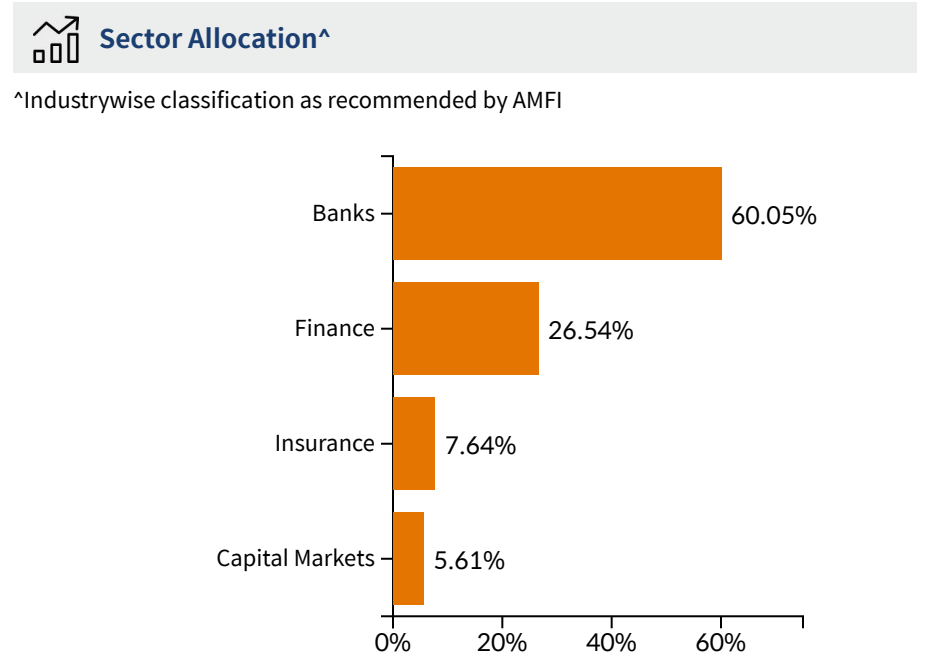
Net Asset Value (NAV)	
₹	26.2358 (Per Unit)

Market Makers	
Mirae Asset Capital Markets (India) Private Limited	
East India Securities Limited	
Kanjalochna Finserve Private Limited	
Parwati Capital Market Private Limited	
Vaibhav Stock & Derivatives Broking Private Limited	
IRage Broking Services LLP	
Junomoneta Finsol Pvt Ltd	
Motilal Oswal Financial Services Limited <sup>^</sup>	
Obsidian Investment Pvt Ltd <sup>^^</sup>	

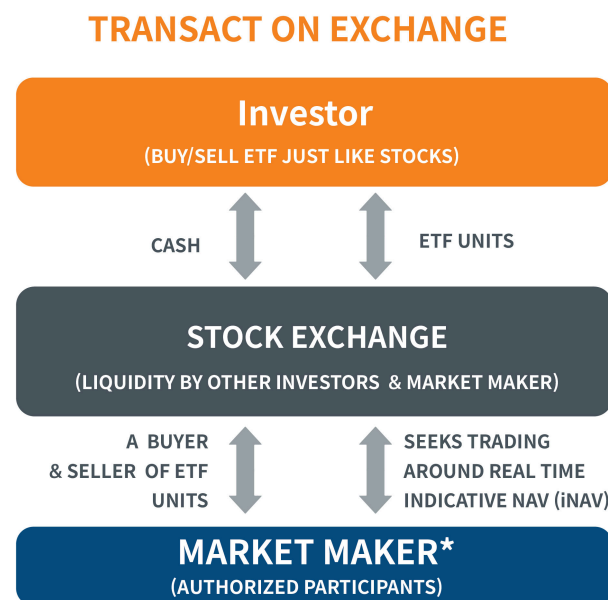
Others	
Live iNav is updated on Mirae Asset Mutual Fund website.	
NSE Symbol: BFSI	
BSE Code: 543323	
Bloomberg Code: BFSI IN Equity	
Reuters Code: MIRA.NS	

Base Expense Ratio: 0.11%	
---------------------------	--

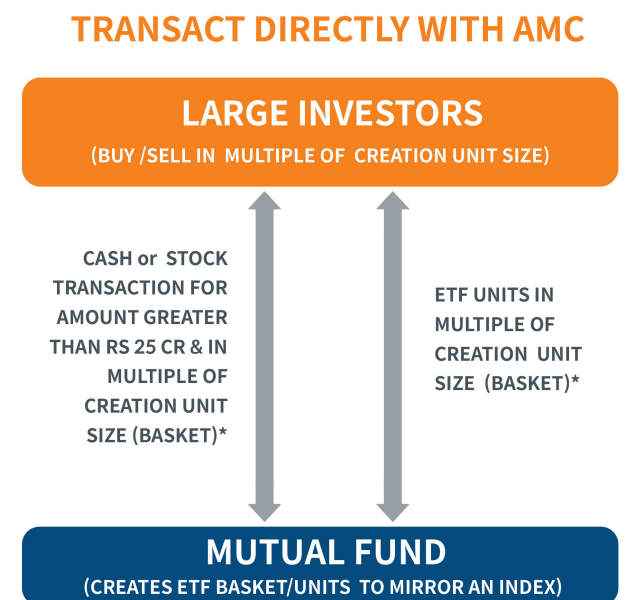
Portfolio Top 10 Holdings	
<b>Equity Shares</b>	
HDFC Bank Ltd.	17.84%
ICICI Bank Ltd.	13.56%
Axis Bank Ltd.	10.27%
Kotak Mahindra Bank Ltd.	9.37%
State Bank of India	9.02%
Bajaj Finance Ltd.	8.05%
BSE Ltd.	5.61%
Shriram Finance Ltd.	4.40%
Bajaj Finserv Ltd.	3.41%
SBI Life Insurance Co. Ltd.	2.72%
Other Equities	15.60%
<b>Equity Holding Total</b>	<b>99.85%</b>
<b>Cash &amp; Other Receivables</b>	<b>0.15%</b>
<b>Total</b>	<b>100.00%</b>



## How to Trade in ETF ?



<sup>\*</sup> Market Makers are assigned by the AMC to provide continuous liquidity on the exchange around real time NAV (iNAV). They provide both buy and sell quotes.



<sup>\*</sup>Creation unit (basket) is the minimum portfolio size which the ETF deploy in the stocks of underlying index to create a replicable portfolio.

As per SEBI Regulation, from 1st July 2022 onwards, minimum purchase order for the transaction through AMC need to be greater than Rs. 25Cr. This limit doesn't apply to Employee Provident Fund Organisation, Recognized Provident Funds, Approved Gratuity Funds and Approved Superannuation Funds under Income Tax Act, 1961

Performance Report			
Period	Mirae Asset Nifty Financial Services ETF	Scheme Benchmark <sup>*</sup>	Additional Benchmark <sup>**</sup>
Last 1 Year	-3.54%	-3.37%	-7.21%
Last 3 Years	10.04%	10.18%	7.32%
Since Inception	10.11%	10.27%	8.79%
Value of Rs. 10000 invested Since Inception	₹15,930	₹16,042	₹15,027
NAV as on 29 <sup>th</sup> May, 2026	₹26.2358		
Index Value 29 <sup>th</sup> May, 2026	Index Value of Scheme Benchmark is ₹32,244.6800 and BSE Sensex (TRI) is ₹1,17,657.2429		
Allotment Date	30 <sup>th</sup> July 2021		
Scheme Benchmark	<sup>*</sup> Nifty Financial Services Total Return Index (TRI)		
Additional Benchmark	<sup>**</sup> BSE Sensex (TRI)		

Fund Managers : Ms. Ekta Gala (since July 30, 2021), Mr. Ritesh Patel (since March 12, 2025)  
Note: Returns (%) for less than 1 year calculated on simple annualized basis, others are CAGR- Compounded Annualized Growth returns.  
Latest available NAV has been taken for return calculation wherever applicable

#### Past Performance may or may not be sustained in future.

Note: For computation of since inception returns (%) the allotment NAV has been taken as ₹16.4690

Note:1. The reference and details provided here in are of Regular Plan - Growth Option

<sup>^</sup>Pursuant to notice cum addendum no. 25/2026, a Market Maker has been added w.e.f March 25, 2026.

<sup>^^</sup>Pursuant to notice cum addendum no. 37/2026, a Market Maker has been added w.e.f May 04, 2026.

The performance of other funds managed by the same fund manager is given in the respective page of the schemes and on page No. 107, 108, 109, 110, 111, 112, 113, 114, 115, 116, 117, 118, 119, 120, 121, 122

# MIRAE ASSET NIFTY INDIA MANUFACTURING ETF

NSE Symbol: MAKEINDIA, BSE Scrip Code: 543454

(Exchange Traded Fund (ETF) - An open ended scheme replicating/tracking Nifty India Manufacturing Total Return Index)

Monthly Factsheet as on 31 May, 2026

Fund Information	
<b>Fund Managers@ :</b>	Ms. Ekta Gala Mr. Vishal Singh
<b>Allotment Date :</b>	27 <sup>th</sup> January 2022
<b>Benchmark:</b>	Nifty India Manufacturing Index (TRI)
<b>Net AUM (Cr.)</b>	254.5785
<b>Tracking Error Value ~ 1 Year Tracking Error is</b>	0.07%
<b>Exit Load:</b>	Please refer page no.85
<b>Plan Available:</b>	The Scheme does not offer any Plans/Options for investment

## Minimum Investment Amount

**Market Maker:** Application for subscription of Units directly with the Fund in Creation Unit Size at NAV based prices in exchange of Portfolio Deposit and Cash Component.

**Large Investors:** Minimum amount of ₹25 crores for transacting directly with the AMC.

**Other investors (including Market Maker, Large Investors and Regulated Entities):** Units of the Scheme can be subscribed (in lots of 1 Unit) during the trading hours on all trading days on the NSE and BSE on which the Units are listed.

On exchange in multiples of 1 units Directly with AMC (in multiples of 50,000 units)

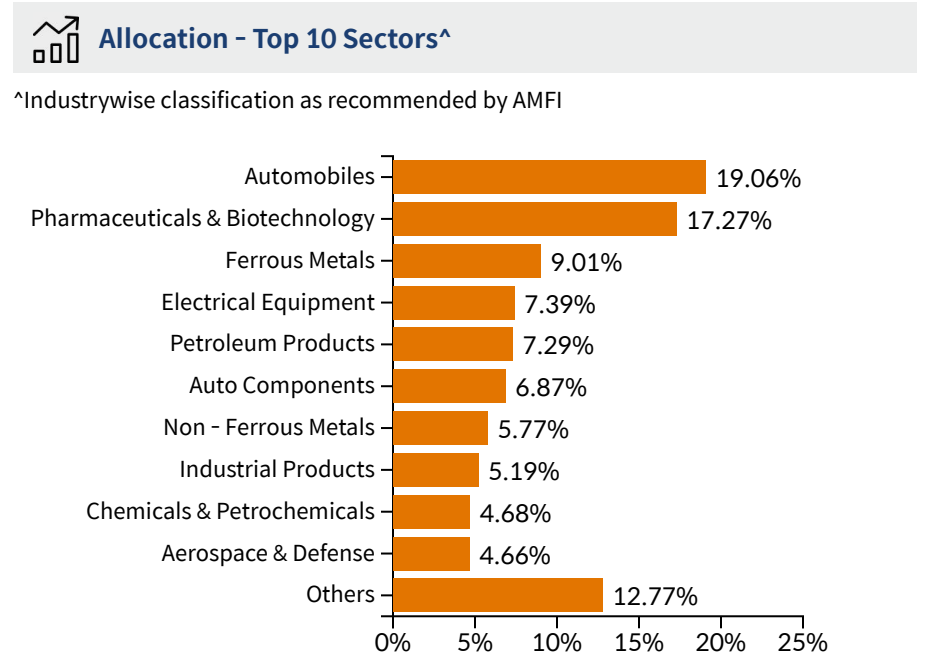
Net Asset Value (NAV)	
₹	161.1776 (Per Unit)

Market Makers	
Mirae Asset Capital Markets (India) Private Limited	East India Securities Limited
Kanjalochna Finsolve Private Limited	Parwati Capital Market Private Limited
Vaibhav Stock & Derivatives Broking Private Limited	IRage Broking Services LLP
Junomoneta Finsol Pvt Ltd	Motilal Oswal Financial Services Limited*
Obsidian Investment Pvt Ltd^^	

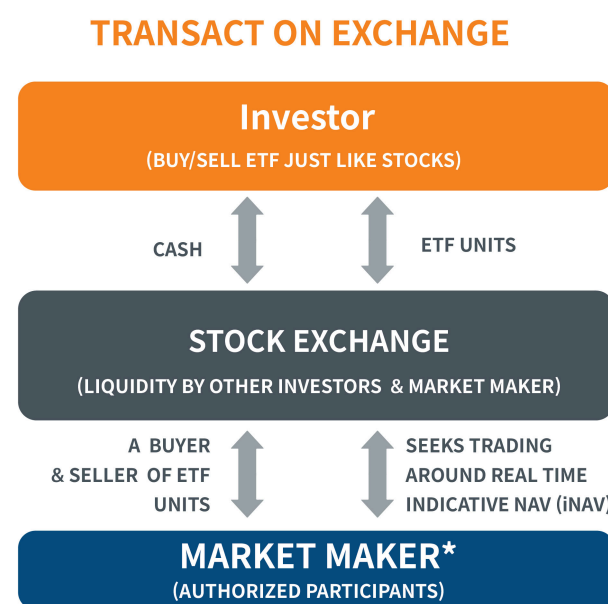
Others	
Live iNav is updated on Mirae Asset Mutual Fund website.	
NSE Symbol: MAKEINDIA	
BSE Code: 543454	
Bloomberg Code: MAKEINDIA IN Equity	
Reuters Code: MIRA.NS	

Base Expense Ratio: 0.36%	
---------------------------	--

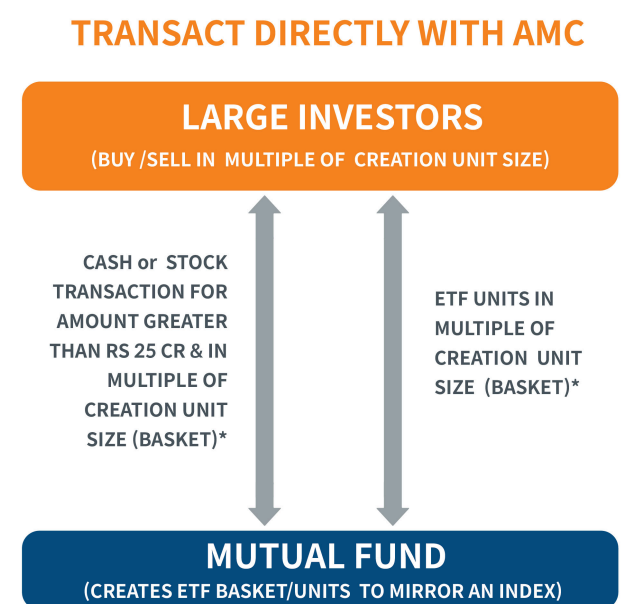
Portfolio Top 10 Holdings	
<b>Equity Shares</b>	
Sun Pharmaceutical Industries Ltd.	4.62%
Mahindra & Mahindra Ltd.	4.52%
Maruti Suzuki India Ltd.	4.35%
Tata Steel Ltd.	4.34%
Reliance Industries Ltd.	4.21%
Hindalco Industries Ltd.	4.12%
JSW Steel Ltd.	3.03%
Bharat Electronics Ltd.	2.99%
Bajaj Auto Ltd.	2.93%
Eicher Motors Ltd.	2.49%
Other Equities	62.36%
<b>Equity Holding Total</b>	<b>99.96%</b>
<b>Cash &amp; Other Receivables</b>	<b>0.04%</b>
<b>Total</b>	<b>100.00%</b>



## How to Trade in ETF ?



\* Market Makers are assigned by the AMC to provide continuous liquidity on the exchange around real time NAV (iNAV). They provide both buy and sell quotes.



\*Creation unit (basket) is the minimum portfolio size which the ETF deploy in the stocks of underlying index to create a replicable portfolio.

As per SEBI Regulation, from 1st July 2022 onwards, minimum purchase order for the transaction through AMC need to be greater than Rs. 25Cr. This limit doesn't apply to Employee Provident Fund Organisation, Recognized Provident Funds, Approved Gratuity Funds and Approved Superannuation Funds under Income Tax Act, 1961

Performance Report			
Period	Mirae Asset Nifty India Manufacturing ETF	Scheme Benchmark*	Additional Benchmark**
Last 1 Year	12.61%	13.18%	-7.21%
Last 3 Years	22.58%	23.21%	7.32%
Since Inception	18.33%	18.92%	7.64%
Value of Rs. 10000 invested Since Inception	₹20,750	₹21,201	₹13,762
NAV as on 29 <sup>th</sup> May, 2026	₹161.1776		
Index Value 29 <sup>th</sup> May, 2026	Index Value of Scheme Benchmark is ₹20,764.6600 and BSE Sensex (TRI) is ₹1,17,657.2429		
Allotment Date	27 <sup>th</sup> January 2022		
Scheme Benchmark	*Nifty India Manufacturing Index (TRI)		
Additional Benchmark	**BSE Sensex (TRI)		

Fund Managers : Ms. Ekta Gala (since January 27, 2022), Mr. Vishal Singh (since March 25, 2026)  
Note: Returns (%) for less than 1 year calculated on simple annualized basis, others are CAGR- Compounded Annualized Growth returns.  
Latest available NAV has been taken for return calculation wherever applicable

## Past Performance may or may not be sustained in future.

Note: For computation of since inception returns (%) the allotment NAV has been taken as ₹77.6760

Note:1. The reference and details provided here in are of Regular Plan - Growth Option

\*Pursuant to notice cum addendum no. 25/2026, a Market Maker has been added w.e.f March 25, 2026.

@ Pursuant to notice cum addendum no. 25/2026, Fund Manager of the scheme has been changed with effect from March 25, 2026.

\*\*Pursuant to notice cum addendum no. 37/2026, a Market Maker has been added w.e.f May 04, 2026.

The performance of other funds managed by the same fund manager is given in the respective page of the schemes and on page No. 107, 108, 109, 110, 111, 113, 114, 115, 116, 117, 118, 119, 120, 121, 122

# MIRAE ASSET NIFTY MIDCAP 150 ETF

**NSE Symbol: MIDCAPETF , BSE Scrip Code:543481**

(Exchange Traded Fund (ETF) - An open ended scheme replicating/tracking Nifty Midcap 150 Total Return Index)

Monthly Factsheet as on 31 May, 2026

Fund Information	
<b>Fund Managers :</b>	Ms. Ekta Gala Mr. Ritesh Patel
<b>Allotment Date :</b>	9 <sup>th</sup> March 2022
<b>Benchmark:</b>	Nifty Midcap 150 Index (TRI)
<b>Net AUM (Cr.)</b>	1,763.2483
<b>Tracking Error Value ~ 1 Year Tracking Error is</b>	0.05%
<b>Exit Load:</b>	Please refer page no.85
<b>Plan Available:</b>	The Scheme does not offer any Plans/Options for investment

**Minimum Investment Amount**  
**Market Maker:** Application for subscription of Units directly with the Fund in Creation Unit Size at NAV based prices in exchange of Portfolio Deposit and Cash Component.  
**Large Investors:** Minimum amount of ₹25 crores for transacting directly with the AMC.  
**Other investors (including Market Maker, Large Investors and Regulated Entities):** Units of the Scheme can be subscribed (in lots of 1 Unit) during the trading hours on all trading days on the NSE and BSE on which the Units are listed.

On exchange In multiple of 1 units Directly with AMC  
 In multiple of 4,00,000 units

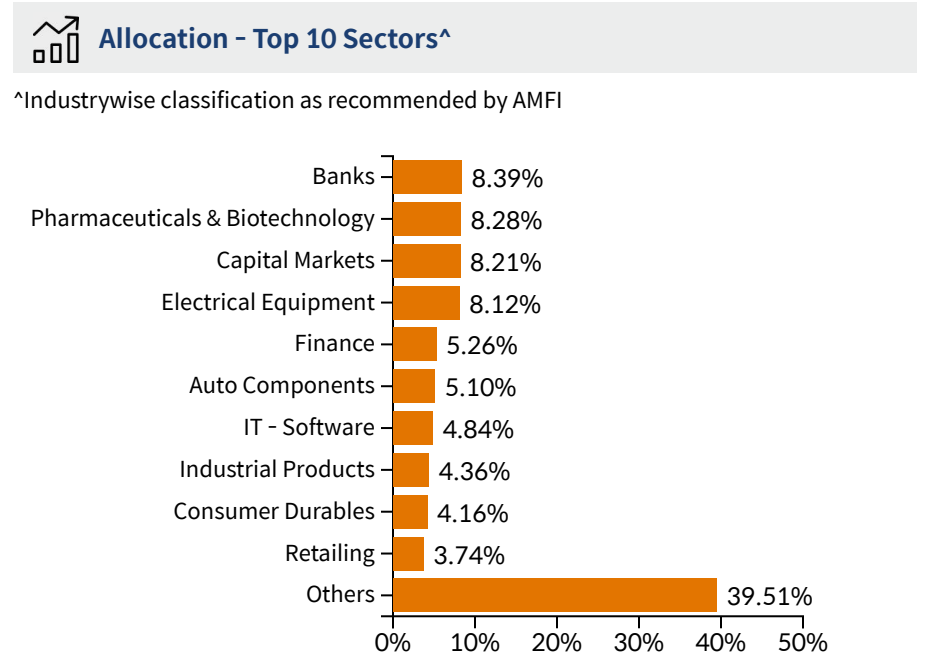
**Net Asset Value (NAV)**  
 ₹ 23.0273 (Per Unit)

**Market Makers**  
 Mirae Asset Capital Markets (India) Private Limited  
 East India Securities Limited  
 Kanjalochana Finserve Private Limited  
 Parwati Capital Market Private Limited  
 Vaibhav Stock & Derivatives Broking Private Limited  
 IRage Broking Services LLP  
 Junomoneta Finsol Pvt Ltd  
 Motilal Oswal Financial Services Limited<sup>^</sup>  
 Obsidian Investment Pvt Ltd<sup>^^</sup>

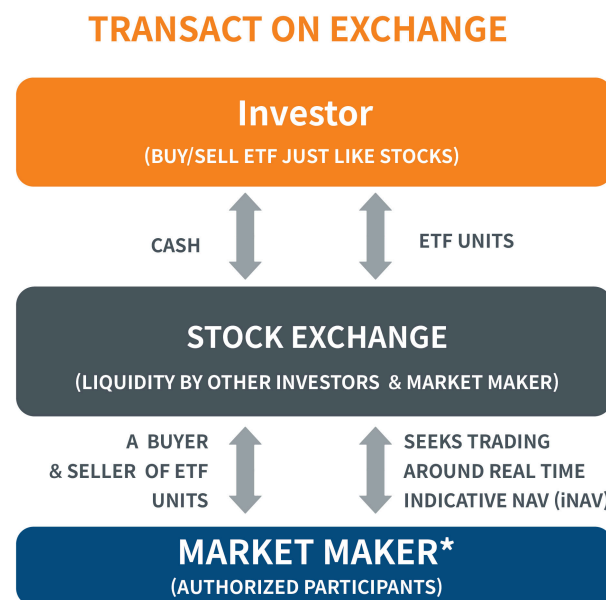
**Others**  
 Live iNav is updated on Mirae Asset Mutual Fund website.  
 NSE Symbol: MIDCAPETF  
 BSE Code: 543481  
 Bloomberg Code: MIDCAPETF IN Equity  
 Reuters Code: MIRA.NS

**Base Expense Ratio:** 0.05%

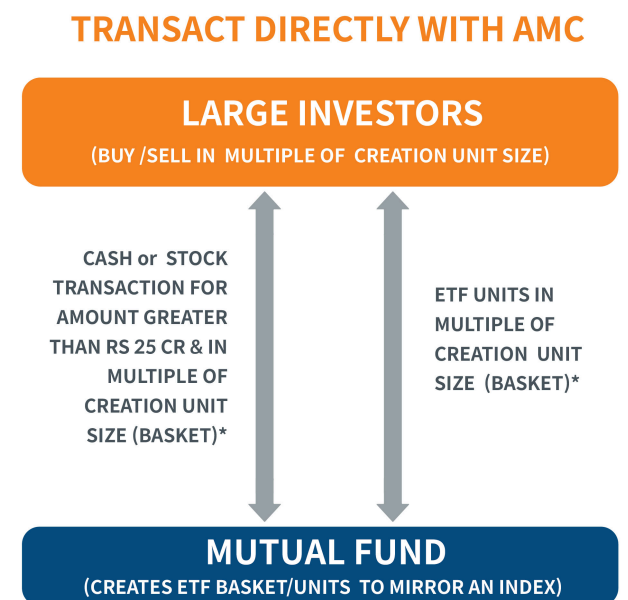
Portfolio Top 10 Holdings	
<b>Equity Shares</b>	
BSE Ltd.	4.21%
Multi Commodity Exchange of India Ltd.	1.87%
The Federal Bank Ltd.	1.77%
Suzlon Energy Ltd.	1.72%
GE Vernova T&D India Ltd.	1.59%
Hero MotoCorp Ltd.	1.58%
Bharat Heavy Electricals Ltd.	1.51%
IndusInd Bank Ltd.	1.50%
PB Fintech Ltd.	1.44%
Indus Towers Ltd.	1.42%
Other Equities	81.36%
<b>Equity Holding Total</b>	<b>99.97%</b>
<b>Cash &amp; Other Receivables</b>	<b>0.03%</b>
<b>Total</b>	<b>100.00%</b>



## How to Trade in ETF ?



<sup>\*</sup> Market Makers are assigned by the AMC to provide continuous liquidity on the exchange around real time NAV (iNAV). They provide both buy and sell quotes.



<sup>\*</sup>Creation unit (basket) is the minimum portfolio size which the ETF deploy in the stocks of underlying index to create a replicable portfolio.

As per SEBI Regulation, from 1st July 2022 onwards, minimum purchase order for the transaction through AMC need to be greater than Rs. 25Cr. This limit doesn't apply to Employee Provident Fund Organisation, Recognized Provident Funds, Approved Gratuity Funds and Approved Superannuation Funds under Income Tax Act, 1961

## Performance Report

Period	Mirae Asset Nifty Midcap 150 ETF	Scheme Benchmark <sup>*</sup>	Additional Benchmark <sup>**</sup>
<b>Last 1 Year</b>	7.45%	7.49%	-7.21%
<b>Last 3 Years</b>	22.03%	22.14%	7.32%
<b>Since Inception</b>	20.59%	20.78%	9.02%
<b>Value of Rs. 10000 invested Since Inception</b>	₹22,059	₹22,200	₹14,404
<b>NAV as on 29<sup>th</sup> May, 2026</b>	₹23.0273		
<b>Index Value 29<sup>th</sup> May, 2026</b>		Index Value of Scheme Benchmark is ₹28,766.8400 and BSE Sensex (TRI) is ₹1,17,657.2429	
<b>Allotment Date</b>	9 <sup>th</sup> March 2022		
<b>Scheme Benchmark</b>	<sup>*</sup> Nifty Midcap 150 Index (TRI)		
<b>Additional Benchmark</b>	<sup>**</sup> BSE Sensex (TRI)		

Fund Managers : Ms. Ekta Gala (since March 09, 2022), Mr. Ritesh Patel (since March 12, 2025)  
 Note: Returns (%) for less than 1 year calculated on simple annualized basis, others are CAGR- Compounded Annualized Growth returns.  
 Latest available NAV has been taken for return calculation wherever applicable

### Past Performance may or may not be sustained in future.

Note: For computation of since inception returns (%) the allotment NAV has been taken as ₹10.4390

Note:1. The reference and details provided here in are of Regular Plan - Growth Option

<sup>^</sup>Pursuant to notice cum addendum no. 25/2026, a Market Maker has been added w.e.f March 25, 2026.

<sup>^^</sup>Pursuant to notice cum addendum no. 37/2026, a Market Maker has been added w.e.f May 04, 2026.

The performance of other funds managed by the same fund manager is given in the respective page of the schemes and on page No. 107, 108, 109, 110, 111, 112, 113, 114, 115, 116, 117, 118, 119, 120, 121, 122

# MIRAE ASSET NIFTY 100 LOW VOLATILITY 30 ETF

NSE Symbol: LOWVOL , BSE Scrip Code: 543858

(Exchange Traded Fund (ETF) - An open ended scheme replicating/tracking Nifty 100 Low Volatility 30 Total Return Index)

Monthly Factsheet as on 31 May, 2026

Fund Information	
<b>Fund Managers :</b>	Ms. Ekta Gala Mr. Akshay Udeshi
<b>Allotment Date :</b>	24 <sup>th</sup> March 2023
<b>Benchmark:</b>	Nifty 100 Low Volatility 30 (TRI)
<b>Net AUM (Cr.)</b>	46.2541
<b>Tracking Error Value ~ 1 Year Tracking Error is</b>	0.07%
<b>Exit Load:</b>	Please refer page no.85
<b>Plan Available:</b>	The Scheme does not offer any Plans/Options for investment

### Minimum Investment Amount

**Market Maker:** Application for subscription of Units directly with the Fund in Creation Unit Size at NAV based prices in exchange of Portfolio Deposit and Cash Component.

**Large Investors:** Minimum amount of ₹25 crores for transacting directly with the AMC.

**Other investors (including Market Maker, Large Investors and Regulated Entities):** Units of the Scheme can be subscribed (in lots of 1 Unit) during the trading hours on all trading days on the NSE and BSE on which the Units are listed.

On exchange in multiple of 1 unit With AMC in multiples of 30,000 units

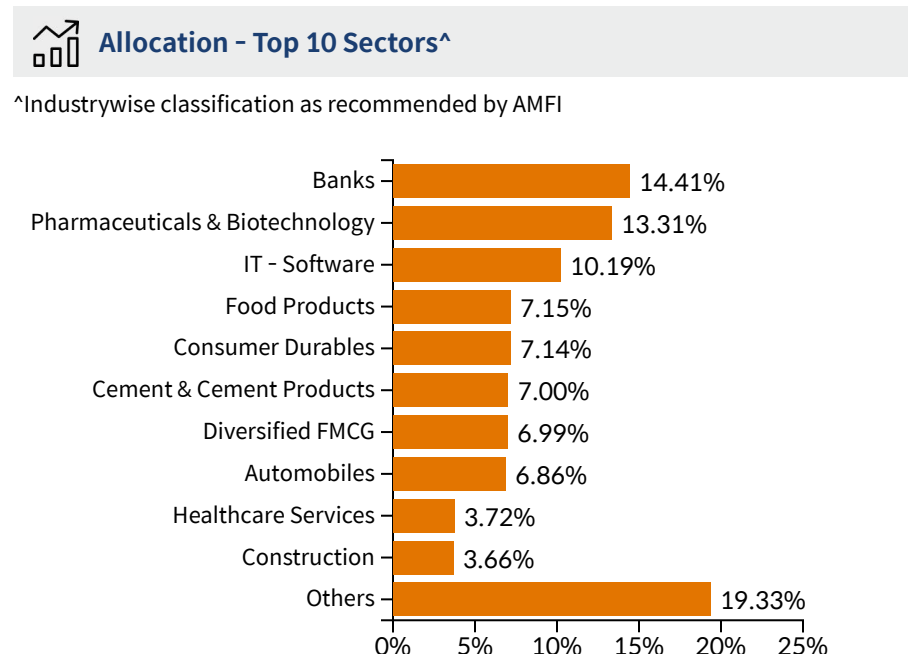
Net Asset Value (NAV)	
₹	199.9566 (Per Unit)

Market Makers	
Mirae Asset Capital Markets (India) Private Limited	
East India Securities Limited	
Kanjalochna Finserve Private Limited	
Parwati Capital Market Private Limited	
Vaibhav Stock & Derivatives Broking Private Limited	
IRage Broking Services LLP	
Junomoneta Finsol Pvt Ltd	
Motilal Oswal Financial Services Limited <sup>^</sup>	
Obsidian Investment Pvt Ltd <sup>^^</sup>	

Others	
Live iNav is updated on Mirae Asset Mutual Fund website.	
NSE Symbol: LOWVOL	
BSE Code: 543858	
Bloomberg Code: LOWVOL IN Equity	
Reuters Code: MIRA.NS	

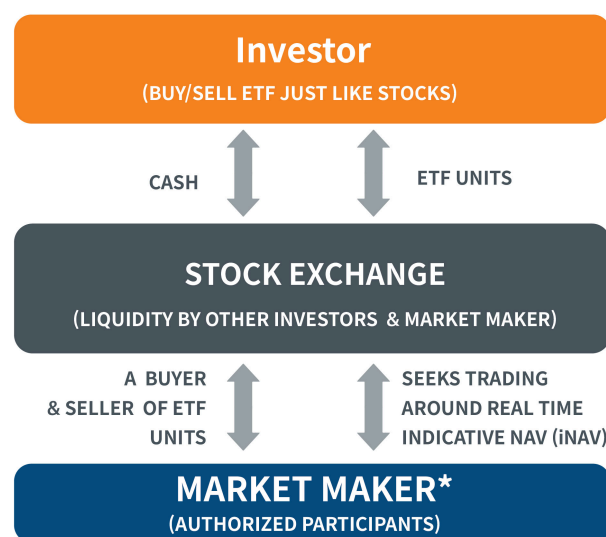
Base Expense Ratio: 0.29%	

Portfolio Top 10 Holdings	
<b>Equity Shares</b>	
HDFC Bank Ltd.	4.19%
Nestle India Ltd.	4.03%
Ultratech Cement Ltd.	3.90%
ICICI Bank Ltd.	3.86%
Apollo Hospitals Enterprise Ltd.	3.72%
Cipla Ltd.	3.71%
Asian Paints Ltd.	3.68%
Larsen & Toubro Ltd.	3.66%
Hindustan Unilever Ltd.	3.66%
SBI Life Insurance Co. Ltd.	3.46%
Other Equities	61.89%
<b>Equity Holding Total</b>	<b>99.76%</b>
<b>Cash &amp; Other Receivables</b>	<b>0.24%</b>
<b>Total</b>	<b>100.00%</b>



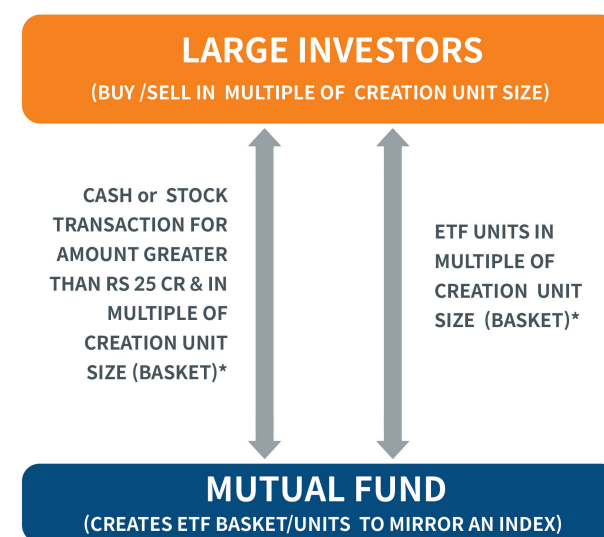
## How to Trade in ETF ?

### TRANSACTION ON EXCHANGE



\* Market Makers are assigned by the AMC to provide continuous liquidity on the exchange around real time NAV (iNAV). They provide both buy and sell quotes.

### TRANSACTION DIRECTLY WITH AMC



\*Creation unit (basket) is the minimum portfolio size which the ETF deploy in the stocks of underlying index to create a replicable portfolio.

As per SEBI Regulation, from 1st July 2022 onwards, minimum purchase order for the transaction through AMC need to be greater than Rs. 25Cr. This limit doesn't apply to Employee Provident Fund Organisation, Recognized Provident Funds, Approved Gratuity Funds and Approved Superannuation Funds under Income Tax Act, 1961

## Performance Report

Period	Mirae Asset Nifty 100 Low Volatility 30 ETF	Scheme Benchmark*	Additional Benchmark**
Last 1 Year	0.08%	0.47%	-3.84%
Last 3 Years	12.69%	13.10%	9.54%
Since Inception	15.06%	15.50%	12.17%
Value of Rs. 10000 invested Since Inception	₹15,632	₹15,822	₹14,416
NAV as on 29 <sup>th</sup> May, 2026	₹199.9566		
Index Value 29 <sup>th</sup> May, 2026	Index Value of Scheme Benchmark is ₹27,353.6800 and Nifty 50 Index (TRI) is ₹35,552.6400		
Allotment Date	24 <sup>th</sup> March 2023		
Scheme Benchmark	*Nifty 100 Low Volatility 30 (TRI)		
Additional Benchmark	**Nifty 50 Index (TRI)		

Fund Managers : Ms. Ekta Gala (since March 24, 2023), Mr. Akshay Udeshi (since March 12, 2025)  
Note: Returns (%) for less than 1 year calculated on simple annualized basis, others are CAGR- Compounded Annualized Growth returns.  
Latest available NAV has been taken for return calculation wherever applicable

### Past Performance may or may not be sustained in future.

Note: For computation of since inception returns (%) the allotment NAV has been taken as ₹127.9150

Note:1. The reference and details provided here in are of Regular Plan - Growth Option

<sup>^</sup>Pursuant to notice cum addendum no. 25/2026, a Market Maker has been added w.e.f March 25, 2026.

<sup>^^</sup>Pursuant to notice cum addendum no. 37/2026, a Market Maker has been added w.e.f May 04, 2026.

The performance of other funds managed by the same fund manager is given in the respective page of the schemes and on page No. 107, 108, 109, 110, 111, 112, 113, 114, 115, 116, 117, 118, 119, 120, 121, 122

# MIRAE ASSET BSE SENSEX ETF\*

Formerly Known as Mirae Asset S&P BSE Sensex ETF

NSE Symbol: SENSEXETF, BSE Scrip Code: 543999

(Exchange Traded Fund (ETF) - An open ended scheme replicating/tracking BSE Sensex Total Return Index)

Monthly Factsheet as on 31 May, 2026

### Fund Information

**Fund Managers :**  
Ms. Ekta Gala  
Mr. Ritesh Patel

---

**Allotment Date :** 29<sup>th</sup> September 2023

---

**Benchmark:** BSE Sensex (TRI)

---

**Net AUM (Cr.)** 41.8130

---

**Tracking Error Value ~**  
1 Year Tracking Error is 0.02%

---

**Exit Load:** Please refer page no.86

---

**Plan Available:** The Scheme does not offer any Plans/Options for investment

---

**Minimum Investment Amount**  
**Market Maker:** Application for subscription of Units directly with the Fund in Creation Unit Size at NAV based prices in exchange of Portfolio Deposit and Cash Component.

**Large Investors:** Minimum amount of ₹25 crores for transacting directly with the AMC.  
**Other investors (including Market Maker, Large Investors and Regulated Entities):** Units of the Scheme can be subscribed (in lots of 1 Unit) during the trading hours on all trading days on the NSE and BSE on which the Units are listed.

On exchange in multiple of 1 unit With AMC In multiples of 1,00,000 Units

### Net Asset Value (NAV)

₹ 76.7899 (Per Unit)

### Market Makers

Mirae Asset Capital Markets (India) Private Limited  
East India Securities Limited  
Kanjalochna Finserve Private Limited  
Parwati Capital Market Private Limited  
Vaibhav Stock & Derivatives Broking Private Limited  
IRage Broking Services LLP  
Junomoneta Finsol Pvt Ltd  
Motilal Oswal Financial Services Limited<sup>^</sup>  
Obsidian Investment Pvt Ltd<sup>^^</sup>

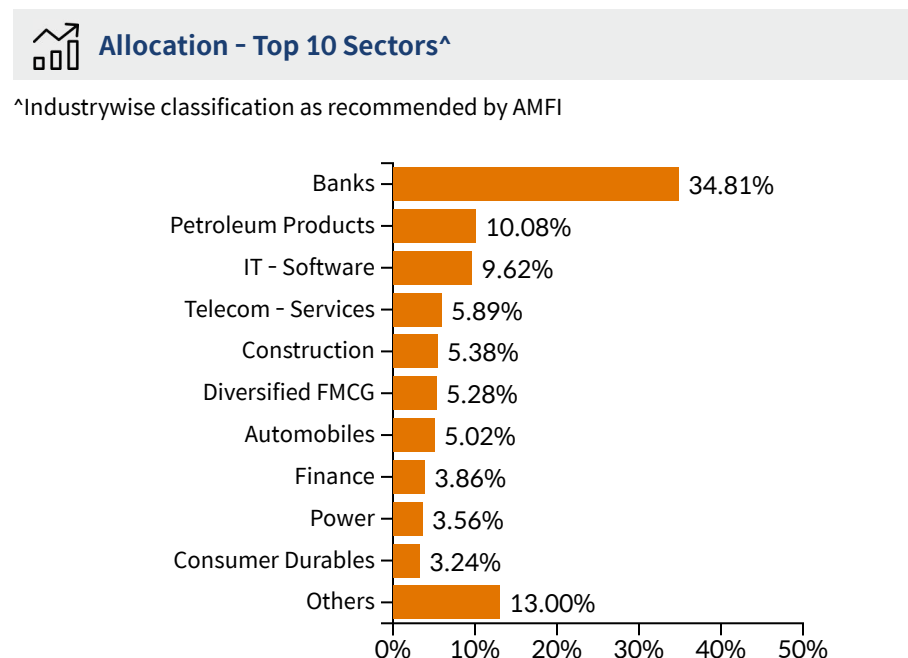
### Others

Live iNav is updated on Mirae Asset Mutual Fund website.  
NSE Symbol: SENSEXETF  
BSE Code: 543999  
Bloomberg Code: SENSEXETF IN Equity  
Reuters Code: MIRA.NS

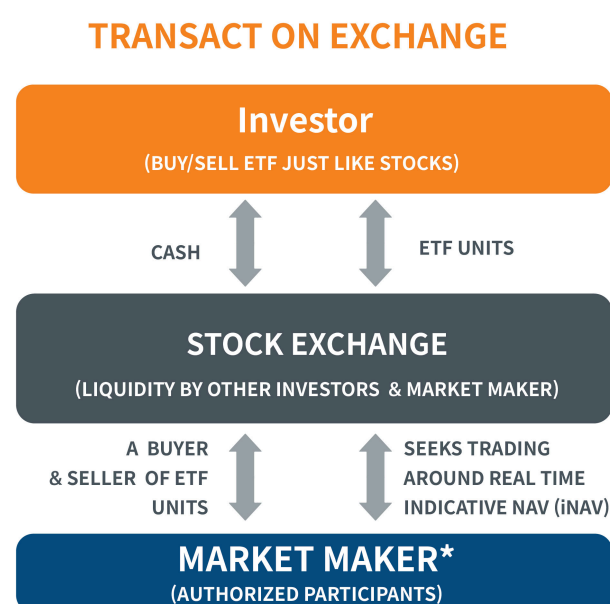
### Base Expense Ratio: 0.05%

### Portfolio Top 10 Holdings

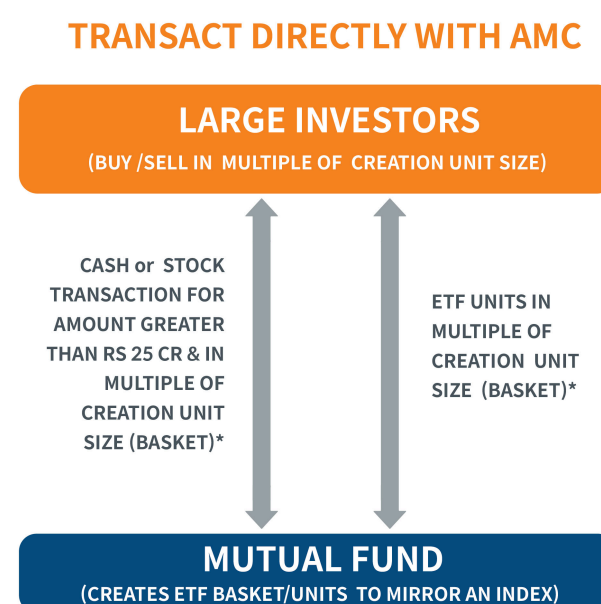
Equity Shares	Percentage
HDFC Bank Ltd.	12.80%
ICICI Bank Ltd.	10.14%
Reliance Industries Ltd.	10.08%
Bharti Airtel Ltd.	5.89%
Larsen & Toubro Ltd.	5.38%
Infosys Ltd.	4.56%
State Bank of India	4.52%
Axis Bank Ltd.	4.15%
Kotak Mahindra Bank Ltd.	3.19%
ITC Ltd.	3.12%
Other Equities	35.91%
<b>Equity Holding Total</b>	<b>99.74%</b>
<b>Cash &amp; Other Receivables</b>	<b>0.26%</b>
<b>Total</b>	<b>100.00%</b>



## How to Trade in ETF ?



<sup>\*</sup> Market Makers are assigned by the AMC to provide continuous liquidity on the exchange around real time NAV (iNAV). They provide both buy and sell quotes.



<sup>\*</sup>Creation unit (basket) is the minimum portfolio size which the ETF deploy in the stocks of underlying index to create a replicable portfolio.

As per SEBI Regulation, from 1st July 2022 onwards, minimum purchase order for the transaction through AMC need to be greater than Rs. 25Cr. This limit doesn't apply to Employee Provident Fund Organisation, Recognized Provident Funds, Approved Gratuity Funds and Approved Superannuation Funds under Income Tax Act, 1961

## Performance Report

Period	Mirae Asset BSE Sensex ETF*	Scheme Benchmark*	Additional Benchmark**
<b>Last 1 Year</b>	-7.28%	-7.21%	-3.84%
<b>Since Inception</b>	5.95%	6.03%	8.21%
<b>Value of Rs. 10000 invested Since Inception</b>	₹11,665	₹11,691	₹12,341
<b>NAV as on 29<sup>th</sup> May, 2026</b>	₹76.7899		
<b>Index Value 29<sup>th</sup> May, 2026</b>		Index Value of Scheme Benchmark is ₹1,17,657.2429 and Nifty 50 (TRI) is ₹35,552.6400	
<b>Allotment Date</b>	29 <sup>th</sup> September 2023		
<b>Scheme Benchmark</b>	*BSE Sensex (TRI)		
<b>Additional Benchmark</b>	**Nifty 50 (TRI)		

Fund Managers : Ms. Ekta Gala (since September 29, 2023), Mr. Ritesh Patel (since March 12, 2025)  
Note: Returns (%) for less than 1 year calculated on simple annualized basis, others are CAGR- Compounded Annualized Growth returns.  
Latest available NAV has been taken for return calculation wherever applicable

**Past Performance may or may not be sustained in future.**

Note: For computation of since inception returns (%) the allotment NAV has been taken as ₹65.8284

Note:1. The reference and details provided here in are of Regular Plan - Growth Option

<sup>\*</sup> Pursuant to notice cum addendum no. 28/2024, the name of scheme of Mirae Asset Mutual Fund has been changed with effect from June 01, 2024.

<sup>^</sup>Pursuant to notice cum addendum no. 25/2026, a Market Maker has been added w.e.f March 25, 2026.

<sup>^^</sup>Pursuant to notice cum addendum no. 37/2026, a Market Maker has been added w.e.f May 04, 2026.

The performance of other funds managed by the same fund manager is given in the respective page of the schemes and on page No. 107, 108, 109, 110, 111, 112, 113, 114, 115, 116, 117, 118, 119, 120, 121, 122

# MIRAE ASSET NIFTY 200 ALPHA 30 ETF

NSE Symbol: ALPHAETF, BSE Scrip Code: 544007

(Exchange Traded Fund (ETF) - An open ended scheme replicating/tracking Nifty 200 Alpha 30 Total Return Index)

Monthly Factsheet as on 31 May, 2026

## Fund Information

### Fund Managers :

Ms. Ekta Gala  
Mr. Akshay Udeshi

**Allotment Date :** 20<sup>th</sup> October 2023

**Benchmark:** Nifty 200 Alpha 30 (TRI)

**Net AUM (Cr.)** 415.7993

**Tracking Error Value ~** 0.22%  
1 Year Tracking Error is

**Exit Load:** Please refer page no.86

**Plan Available:** The Scheme does not offer any Plans/Options for investment

### Minimum Investment Amount

**Market Maker:** Application for subscription of Units directly with the Fund in Creation Unit Size at NAV based prices in exchange of Portfolio Deposit and Cash Component.

**Large Investors:** Minimum amount of ₹25 crores for transacting directly with the AMC.

**Other investors (including Market Maker, Large Investors and Regulated Entities):** Units of the Scheme can be subscribed (in lots of 1 Unit) during the trading hours on all trading days on the NSE and BSE on which the Units are listed.

On exchange in multiple of 1 unit With AMC in multiples of 2,00,000 Units

## Net Asset Value (NAV)

₹ 25.9723 (Per Unit)

## Market Makers

Mirae Asset Capital Markets (India) Private Limited  
East India Securities Limited  
Kanjalochna Finserve Private Limited  
Parwati Capital Market Private Limited  
Vaibhav Stock & Derivatives Broking Private Limited  
IRage Broking Services LLP  
Junomoneta Finsol Pvt Ltd  
Motilal Oswal Financial Services Limited<sup>^</sup>  
Obsidian Investment Pvt Ltd<sup>^^</sup>

## Others

Live iNav is updated on Mirae Asset Mutual Fund website.

NSE Symbol: ALPHAETF

BSE Code: 544007

Bloomberg Code: ALPHAETF IN Equity

Reuters Code: MIRA.NS

## Base Expense Ratio: 0.38%

## Portfolio Top 10 Holdings

### Equity Shares

Hitachi Energy India Ltd.	6.71%
Multi Commodity Exchange of India Ltd.	5.33%
Laurus Labs Ltd.	5.15%
Aditya Birla Capital Ltd.	4.98%
L&T Finance Ltd.	4.27%
Polycab India Ltd.	3.94%
National Aluminium Company Ltd.	3.87%
Cummins India Ltd.	3.69%
Canara Bank	3.44%
Max Financial Services Ltd.	3.37%
Other Equities	55.10%

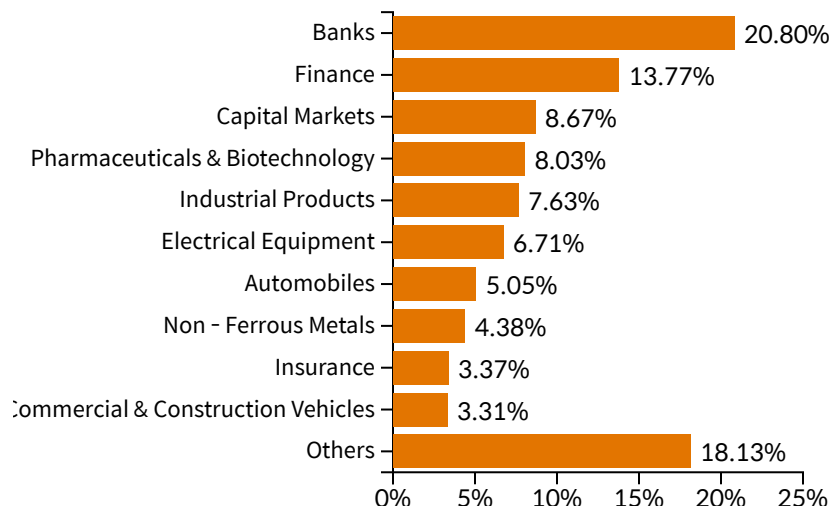
**Equity Holding Total** 99.85%

**Cash & Other Receivables** 0.15%

**Total** 100.00%

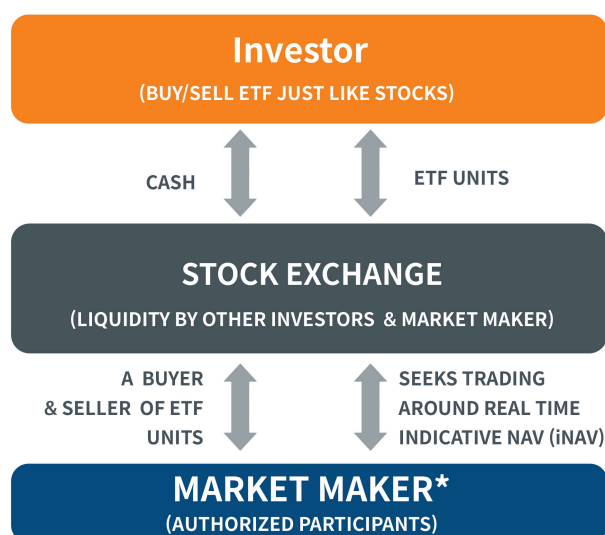
## Allocation - Top 10 Sectors<sup>^</sup>

<sup>^</sup>Industrywise classification as recommended by AMFI



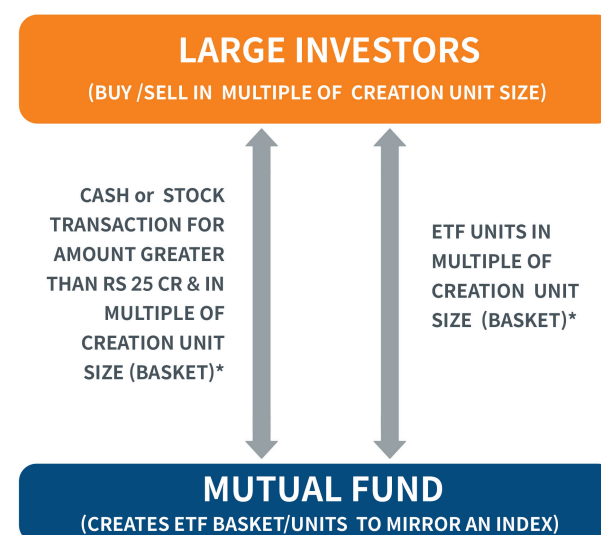
## How to Trade in ETF ?

### TRANSACTION ON EXCHANGE



\* Market Makers are assigned by the AMC to provide continuous liquidity on the exchange around real time NAV (iNAV). They provide both buy and sell quotes.

### TRANSACTION DIRECTLY WITH AMC



\*Creation unit (basket) is the minimum portfolio size which the ETF deploy in the stocks of underlying index to create a replicable portfolio.

As per SEBI Regulation, from 1st July 2022 onwards, minimum purchase order for the transaction through AMC need to be greater than Rs. 25Cr. This limit doesn't apply to Employee Provident Fund Organisation, Recognized Provident Funds, Approved Gratuity Funds and Approved Superannuation Funds under Income Tax Act, 1961

## Performance Report

Period	Mirae Asset Nifty 200 Alpha 30 ETF	Scheme Benchmark*	Additional Benchmark**
Last 1 Year	6.47%	7.31%	-7.21%
Since Inception	17.41%	18.28%	6.43%
Value of Rs. 10000 invested Since Inception	₹15,198	₹15,494	₹11,764
NAV as on 29 <sup>th</sup> May, 2026	₹25.9723		
Index Value 29 <sup>th</sup> May, 2026		Index Value of Scheme Benchmark is ₹32,725.4100 and BSE Sensex (TRI) is ₹1,17,657.2429	
Allotment Date	20 <sup>th</sup> October 2023		
Scheme Benchmark	*Nifty 200 Alpha 30 (TRI)		
Additional Benchmark	**BSE Sensex (TRI)		

Fund Managers : Ms. Ekta Gala (since October 20, 2023), Mr. Akshay Udeshi (since March 12, 2025)

Note: Returns (%) for less than 1 year calculated on simple annualized basis, others are CAGR- Compounded Annualized Growth returns. Latest available NAV has been taken for return calculation wherever applicable

### Past Performance may or may not be sustained in future.

Note: For computation of since inception returns (%) the allotment NAV has been taken as ₹17.0896

Note:1. The reference and details provided here in are of Regular Plan - Growth Option

<sup>^</sup>Pursuant to notice cum addendum no. 25/2026, a Market Maker has been added w.e.f March 25, 2026.

<sup>^^</sup>Pursuant to notice cum addendum no. 37/2026, a Market Maker has been added w.e.f May 04, 2026.

The performance of other funds managed by the same fund manager is given in the respective page of the schemes and on page No. 107, 108, 109, 110, 111, 112, 113, 114, 115, 116, 117, 118, 119, 120, 121, 122

# MIRAE ASSET NIFTY SMALLCAP 250 MOMENTUM QUALITY 100 ETF

**NSE Symbol: SMALLCAP , BSE Scrip Code: 544130**

(Exchange Traded Fund (ETF) - An open ended scheme replicating/tracking Nifty Smallcap 250 Momentum Quality 100 Total Return Index)

Monthly Factsheet as on 31 May, 2026

Fund Information	
<b>Fund Managers :</b>	Ms. Ekta Gala Mr. Akshay Udeshi
<b>Allotment Date :</b>	23 <sup>rd</sup> February 2024
<b>Benchmark:</b>	Nifty Smallcap 250 Momentum Quality 100 (TRI)
<b>Net AUM (Cr.)</b>	915.4194
<b>Tracking Error Value ~ 1 Year Tracking Error is</b>	0.13%
<b>Exit Load:</b>	Please refer page no.86
<b>Plan Available:</b>	The Scheme does not offer any Plans/Options for investment

### Minimum Investment Amount

**Market Maker:** Application for subscription of Units directly with the Fund in Creation Unit Size at NAV based prices in exchange of Portfolio Deposit and Cash Component.

**Large Investors:** Minimum amount of ₹25 crores for transacting directly with the AMC.

**Other investors (including Market Maker, Large Investors and Regulated Entities):** Units of the Scheme can be subscribed (in lots of 1 Unit) during the trading hours on all trading days on the NSE and BSE on which the Units are listed.

On exchange in multiple of 1 unit With AMC In multiples of 2,00,000 units.

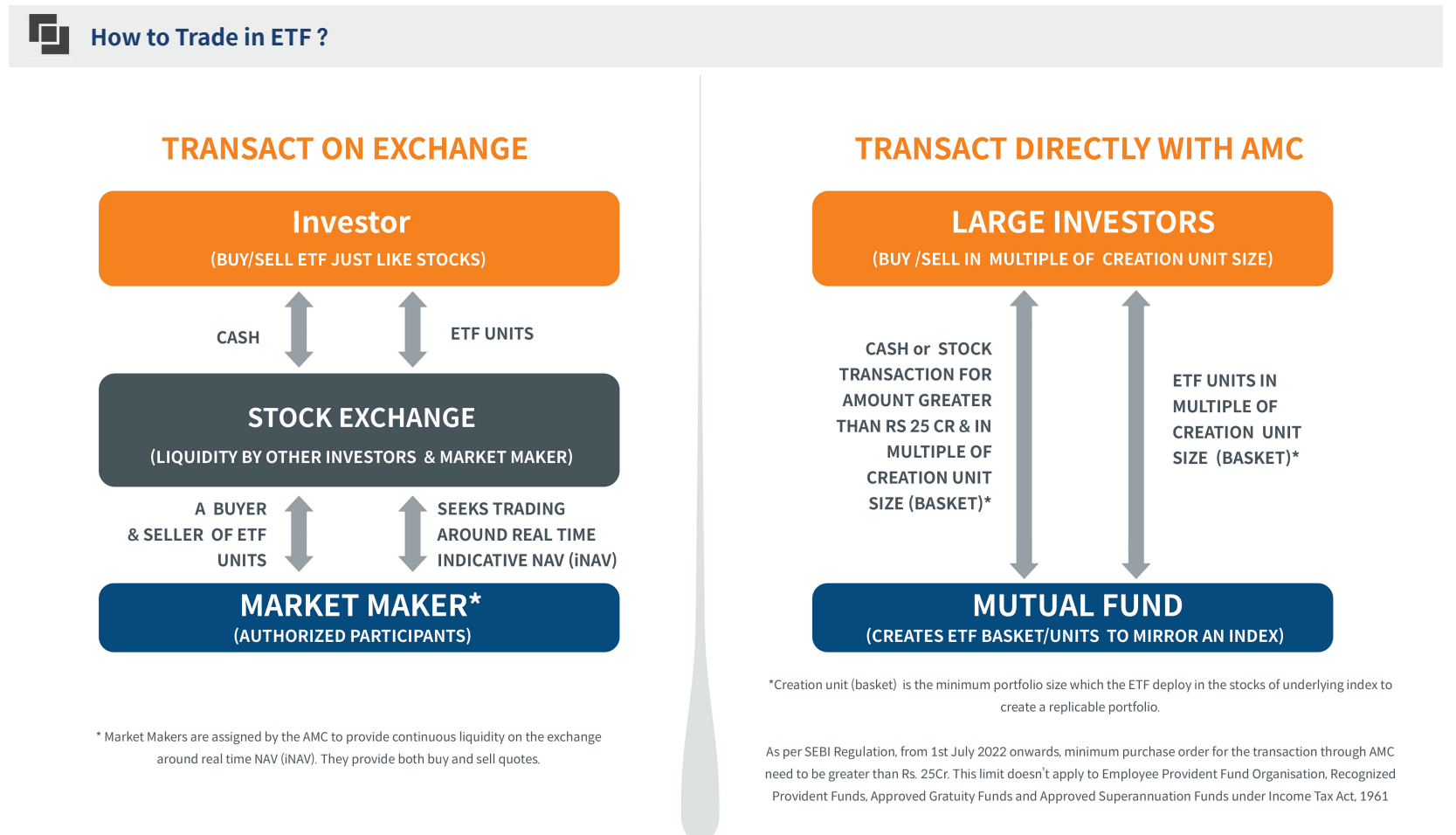
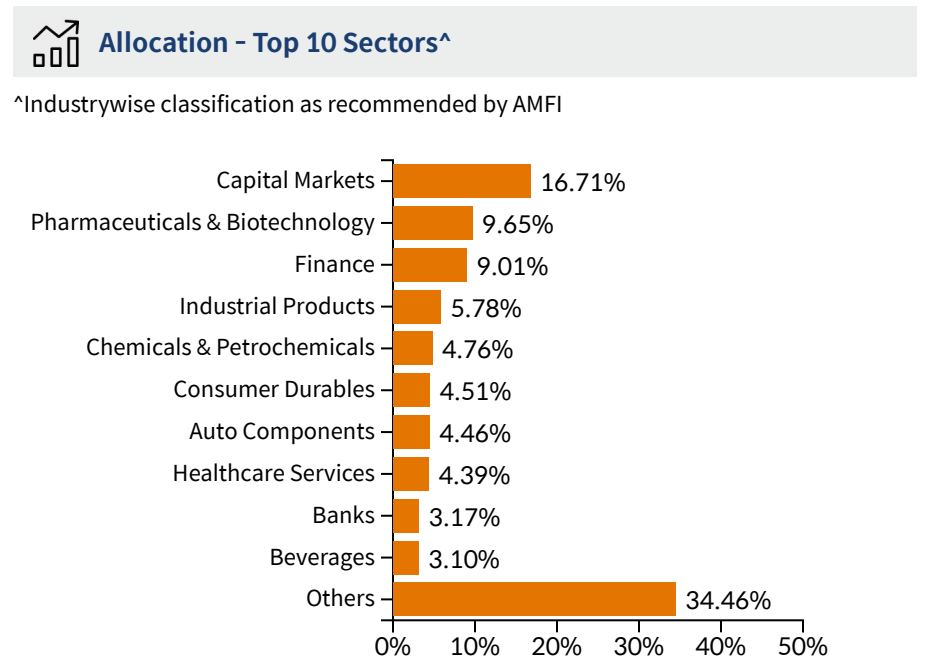
Net Asset Value (NAV)	
₹	44.9676 (Per Unit)

Market Makers	
Mirae Asset Capital Markets (India) Private Limited	East India Securities Limited
Kanjalochna Finserve Private Limited	Parwati Capital Market Private Limited
Vaibhav Stock & Derivatives Broking Private Limited	IRage Broking Services LLP
Junomoneta Finsol Pvt Ltd	Motilal Oswal Financial Services Limited <sup>^</sup>
Obsidian Investment Pvt Ltd <sup>^^</sup>	

Others	
Live iNav is updated on Mirae Asset Mutual Fund website.	
NSE Symbol: SMALLCAP	
BSE Code: 544130	
Bloomberg Code: MAS250MQ IN Equity	
Reuters Code: MIRA.NS	

Base Expense Ratio: 0.39%	
---------------------------	--

Portfolio Top 10 Holdings	
<b>Equity Shares</b>	
Multi Commodity Exchange of India Ltd.	3.89%
Laurus Labs Ltd.	3.66%
Navin Fluorine International Ltd.	3.60%
AnandRathi Wealth Ltd.	3.31%
Radico Khaitan Ltd.	3.10%
Manappuram Finance Ltd.	2.89%
Computer Age Management Services Ltd.	2.56%
City Union Bank Ltd.	2.55%
Central Depository Services (I) Ltd.	2.44%
Hindustan Copper Ltd.	2.38%
Other Equities	69.62%
<b>Equity Holding Total</b>	<b>100.00%</b>
<b>Total</b>	<b>100.00%</b>



Performance Report			
Period	Mirae Asset Nifty Smallcap 250 Momentum Quality 100 ETF	Scheme Benchmark*	Additional Benchmark**
<b>Last 1 Year</b>	-1.73%	-1.15%	-3.84%
<b>Since Inception</b>	0.07%	0.83%	3.77%
<b>Value of Rs. 10000 invested Since Inception</b>	₹10,017	₹10,188	₹10,873
<b>NAV as on 29<sup>th</sup> May, 2026</b>	₹44.9676		
<b>Index Value 29<sup>th</sup> May, 2026</b>		Index Value of Scheme Benchmark is ₹60,301.0000 and Nifty 50 (TRI) is ₹35,552.6400	
<b>Allotment Date</b>	23 <sup>rd</sup> February 2024		
<b>Scheme Benchmark</b>	*Nifty Smallcap 250 Momentum Quality 100 (TRI)		
<b>Additional Benchmark</b>	**Nifty 50 (TRI)		

Fund Managers : Ms. Ekta Gala (since February 23, 2024), Mr. Akshay Udeshi (since March 12, 2025)  
Note: Returns (%) for less than 1 year calculated on simple annualized basis, others are CAGR- Compounded Annualized Growth returns.  
Latest available NAV has been taken for return calculation wherever applicable

### Past Performance may or may not be sustained in future.

Note: For computation of since inception returns (%) the allotment NAV has been taken as ₹44.8919

Note:1. The reference and details provided here in are of Regular Plan - Growth Option

<sup>^</sup>Pursuant to notice cum addendum no. 25/2026, a Market Maker has been added w.e.f March 25, 2026.

<sup>^^</sup>Pursuant to notice cum addendum no. 37/2026, a Market Maker has been added w.e.f May 04, 2026.

The performance of other funds managed by the same fund manager is given in the respective page of the schemes and on page No. 107, 108, 109, 110, 111, 112, 113, 114, 115, 116, 117, 118, 119, 120, 121, 122

# MIRAE ASSET NIFTY MIDSMALLCAP400 MOMENTUM QUALITY 100 ETF

**NSE Symbol: MIDS SMALL , BSE Scrip Code: 544180**

(Exchange Traded Fund (ETF) - An open-ended scheme replicating/tracking Nifty MidSmallcap400 Momentum Quality 100 Total Return Index)

Monthly Factsheet as on 31 May, 2026

Fund Information	
<b>Fund Managers :</b>	Ms. Ekta Gala Mr. Akshay Udeshi
<b>Allotment Date :</b>	22 <sup>nd</sup> May 2024
<b>Benchmark:</b>	Nifty MidSmallcap400 Momentum Quality 100 (TRI)
<b>Net AUM (Cr.)</b>	458.3918
<b>Tracking Error Value ~ 1 Year Tracking Error is</b>	0.18%
<b>Exit Load:</b>	Please refer page no.87
<b>Plan Available:</b>	The Scheme does not offer any Plans/Options for investment

### Minimum Investment Amount

**Market Maker:** Application for subscription of Units directly with the Fund in Creation Unit Size at NAV based prices in exchange of Portfolio Deposit and Cash Component.

**Large Investors:** Minimum amount of ₹25 crores for transacting directly with the AMC.

**Other investors (including Market Maker, Large Investors and Regulated Entities):** Units of the Scheme can be subscribed (in lots of 1 Unit) during the trading hours on all trading days on the NSE and BSE on which the Units are listed.

On exchange in multiple of 1 unit With AMC In multiples of 2,00,000 units

### Net Asset Value (NAV)

₹ 50.9525 (Per Unit)

### Market Makers

Mirae Asset Capital Markets (India) Private Limited  
East India Securities Limited  
Kanjalochna Finserve Private Limited  
Parwati Capital Market Private Limited  
Vaibhav Stock & Derivatives Broking Private Limited  
IRage Broking Services LLP  
Junomoneta Finsol Pvt Ltd  
Motilal Oswal Financial Services Limited<sup>^</sup>  
Obsidian Investment Pvt Ltd<sup>^^</sup>

### Others

Live iNav is updated on Mirae Asset Mutual Fund website.

NSE Symbol: MIDS SMALL

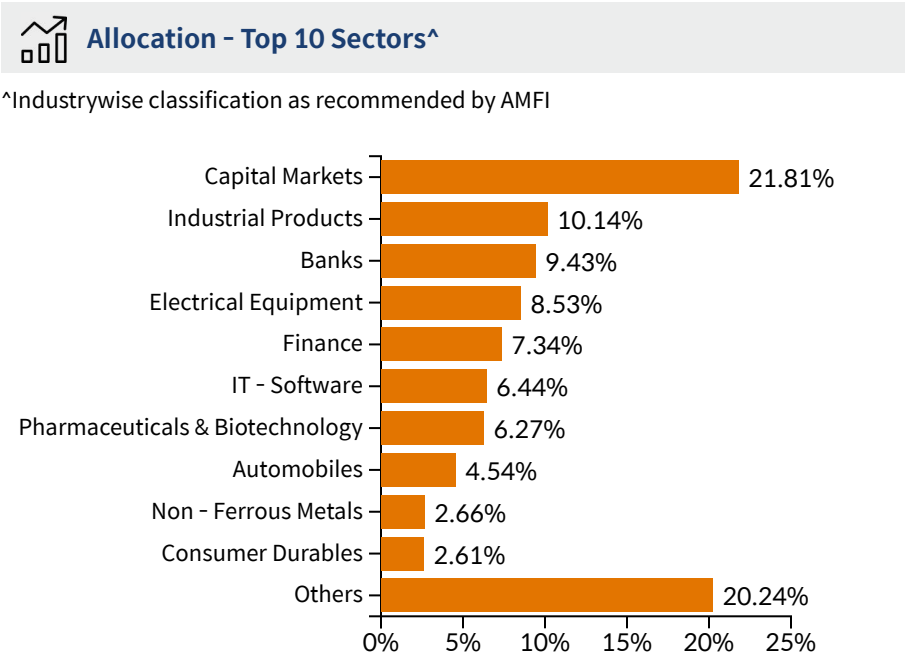
BSE Code: 544180

Bloomberg Code: MS400MQ IN Equity

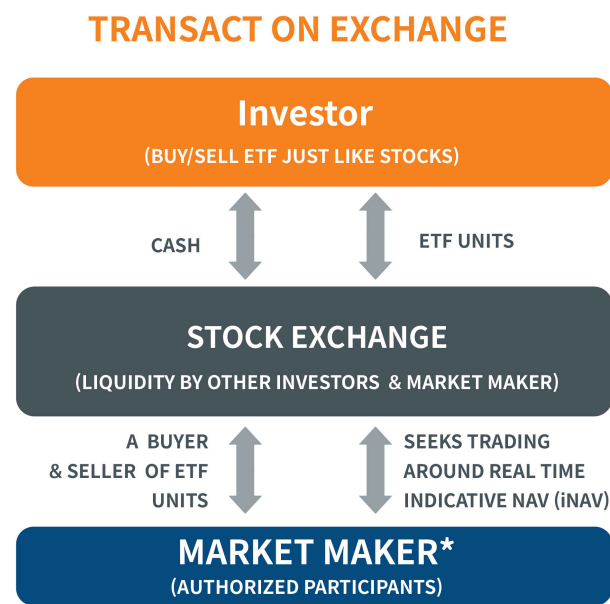
Reuters Code: MIRA.NS

### Base Expense Ratio: 0.37%

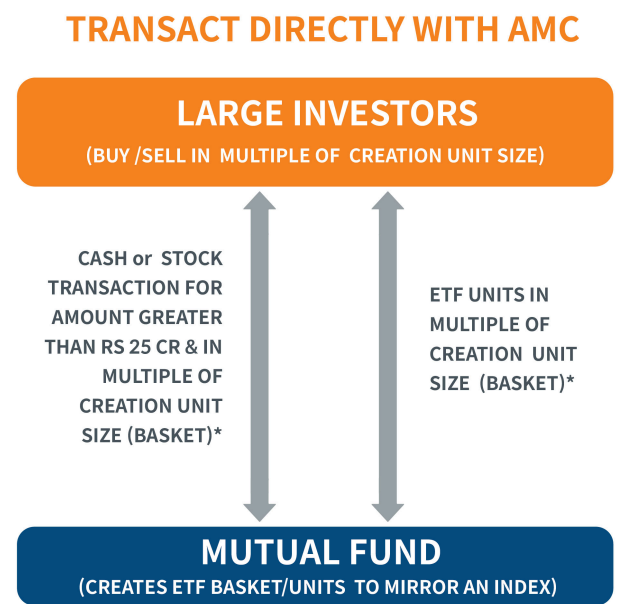
Portfolio Top 10 Holdings	
<b>Equity Shares</b>	
BSE Ltd.	7.28%
Multi Commodity Exchange of India Ltd.	4.84%
Cummins India Ltd.	4.30%
Hero MotoCorp Ltd.	3.81%
The Federal Bank Ltd.	3.13%
GE Vernova T&D India Ltd.	3.13%
AU Small Finance Bank Ltd.	2.96%
Muthoot Finance Ltd.	2.71%
HDFC Asset Management Co. Ltd.	2.57%
Suzlon Energy Ltd.	2.33%
Other Equities	62.95%
<b>Equity Holding Total</b>	<b>100.01%</b>
<b>Cash &amp; Other Receivables</b>	<b>-0.01%</b>
<b>Total</b>	<b>100.00%</b>



### How to Trade in ETF ?



<sup>\*</sup> Market Makers are assigned by the AMC to provide continuous liquidity on the exchange around real time NAV (iNAV). They provide both buy and sell quotes.



<sup>\*</sup>Creation unit (basket) is the minimum portfolio size which the ETF deploy in the stocks of underlying index to create a replicable portfolio.

As per SEBI Regulation, from 1st July 2022 onwards, minimum purchase order for the transaction through AMC need to be greater than Rs. 25Cr. This limit doesn't apply to Employee Provident Fund Organisation, Recognized Provident Funds, Approved Gratuity Funds and Approved Superannuation Funds under Income Tax Act, 1961

### Performance Report

Period	Mirae Asset Nifty MidSmallcap400 Momentum Quality 100 ETF	Scheme Benchmark <sup>*</sup>	Additional Benchmark <sup>**</sup>
<b>Last 1 Year</b>	2.87%	3.47%	-3.84%
<b>Since Inception</b>	2.18%	2.78%	3.22%
<b>Value of Rs. 10000 invested Since Inception</b>	₹10,445	₹10,570	₹10,661
<b>NAV as on 29<sup>th</sup> May, 2026</b>	₹50.9525		
<b>Index Value 29<sup>th</sup> May, 2026</b>		Index Value of Scheme Benchmark is ₹66,042.3900 and Nifty 50 (TRI) is ₹35,552.6400	
<b>Allotment Date</b>	22 <sup>nd</sup> May 2024		
<b>Scheme Benchmark</b>	<sup>*</sup> Nifty MidSmallcap400 Momentum Quality 100 (TRI)		
<b>Additional Benchmark</b>	<sup>**</sup> Nifty 50 (TRI)		

Fund Managers : Ms. Ekta Gala (since May 22, 2024), Mr. Akshay Udeshi (since March 12, 2025)  
Note: Returns (%) for less than 1 year calculated on simple annualized basis, others are CAGR- Compounded Annualized Growth returns.  
Latest available NAV has been taken for return calculation wherever applicable

### Past Performance may or may not be sustained in future.

Note: For computation of since inception returns (%) the allotment NAV has been taken as ₹48.7796

Note:1. The reference and details provided here in are of Regular Plan - Growth Option

<sup>^</sup>Pursuant to notice cum addendum no. 25/2026, a Market Maker has been added w.e.f March 25, 2026.

<sup>^^</sup>Pursuant to notice cum addendum no. 37/2026, a Market Maker has been added w.e.f May 04, 2026.

The performance of other funds managed by the same fund manager is given in the respective page of the schemes and on page No. 107, 108, 109, 110, 111, 112, 113, 114, 115, 116, 117, 118, 119, 120, 121, 122

# MIRAE ASSET NIFTY500 MULTICAP 50:25:25 ETF

NSE Symbol: MULTICAP , BSE Scrip Code: 544241

(Exchange Traded Fund (ETF) - An open ended scheme replicating/tracking Nifty500 Multicap 50:25:25 Total Return Index)

Monthly Factsheet as on 31 May, 2026

Fund Information	
<b>Fund Managers :</b>	Ms. Ekta Gala Mr. Ritesh Patel
<b>Allotment Date :</b>	30 <sup>th</sup> August 2024
<b>Benchmark:</b>	Nifty500 Multicap 50:25:25 (TRI)
<b>Net AUM (Cr.)</b>	84.2125
<b>Tracking Error Value ~ 1 Year Tracking Error is</b>	0.07%
<b>Exit Load:</b>	Please refer page no.87
<b>Plan Available:</b>	The Scheme does not offer any Plans/Options for investment

### Minimum Investment Amount

**Market Maker:** Application for subscription of Units directly with the Fund in Creation Unit Size at NAV based prices in exchange of Portfolio Deposit and Cash Component.

**Large Investors:** Minimum amount of ₹25 crores for transacting directly with the AMC.

**Other investors (including Market Maker, Large Investors and Regulated Entities):** Units of the Scheme can be subscribed (in lots of 1 Unit) during the trading hours on all trading days on the NSE and BSE on which the Units are listed.

On exchange in multiple of 1 unit With AMC in multiples of 6,00,000 Units

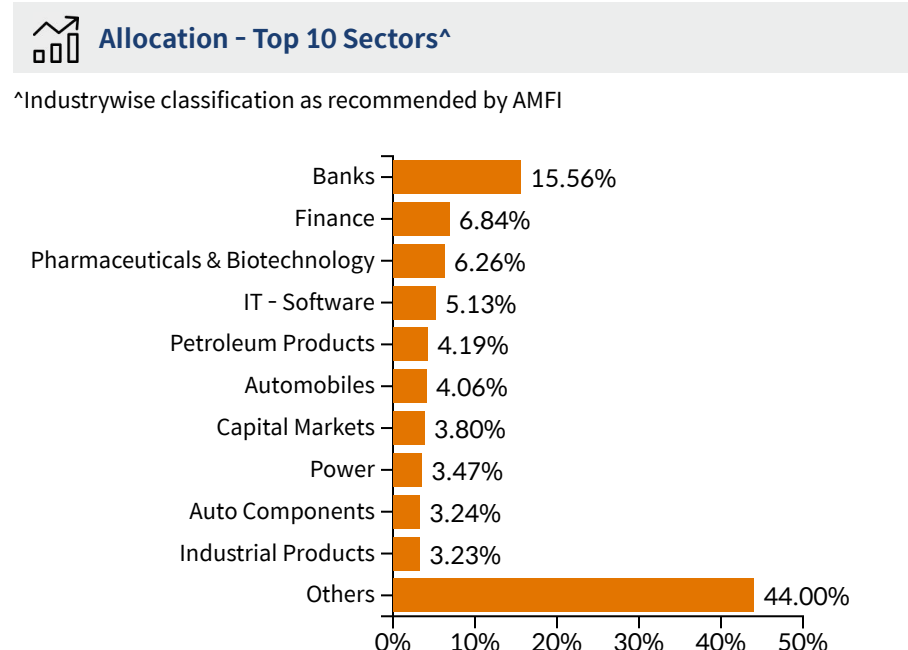
Net Asset Value (NAV)	
₹	16.1057 (Per Unit)

Market Makers	
Mirae Asset Capital Markets (India) Private Limited	
East India Securities Limited	
Kanjalochna Finserve Private Limited	
Parwati Capital Market Private Limited	
Vaibhav Stock & Derivatives Broking Private Limited	
IRage Broking Services LLP	
Junomoneta Finsol Pvt Ltd	
Motilal Oswal Financial Services Limited <sup>^</sup>	
Obsidian Investment Pvt Ltd <sup>^^</sup>	

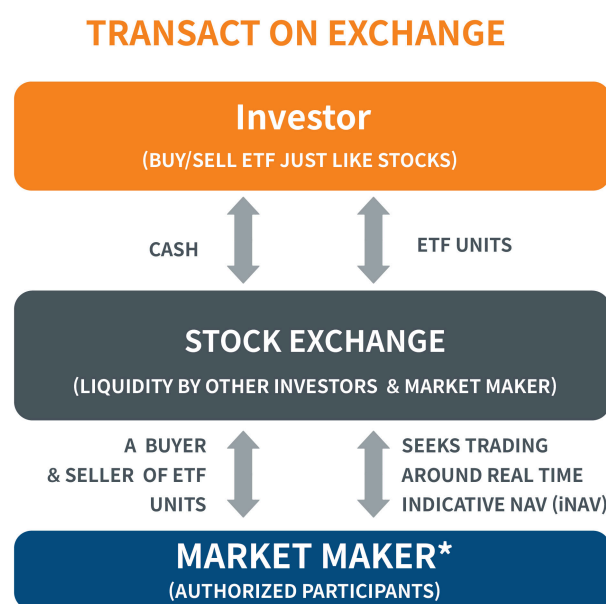
Others	
Live iNav is updated on Mirae Asset Mutual Fund website.	
NSE Symbol: MULTICAP	
BSE Code: 544241	
Bloomberg Code: MANM522 IN Equity	
Reuters Code: MIRA.NS	

Base Expense Ratio: 0.13%	
---------------------------	--

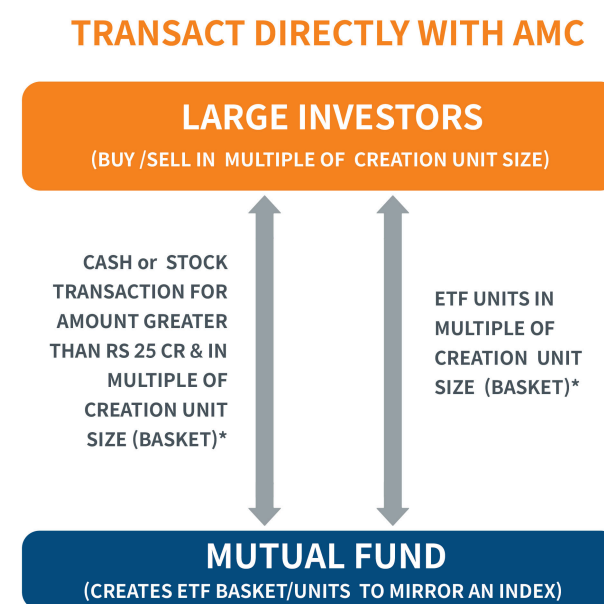
Portfolio Top 10 Holdings	
<b>Equity Shares</b>	
HDFC Bank Ltd.	4.25%
ICICI Bank Ltd.	3.35%
Reliance Industries Ltd.	3.33%
Bharti Airtel Ltd.	2.09%
Larsen & Toubro Ltd.	1.78%
Infosys Ltd.	1.52%
State Bank of India	1.49%
Axis Bank Ltd.	1.38%
BSE Ltd.	1.06%
Kotak Mahindra Bank Ltd.	1.05%
Other Equities	78.48%
<b>Equity Holding Total</b>	<b>99.78%</b>
<b>Cash &amp; Other Receivables</b>	<b>0.22%</b>
<b>Total</b>	<b>100.00%</b>



## How to Trade in ETF ?



<sup>\*</sup> Market Makers are assigned by the AMC to provide continuous liquidity on the exchange around real time NAV (iNAV). They provide both buy and sell quotes.



<sup>\*</sup>Creation unit (basket) is the minimum portfolio size which the ETF deploy in the stocks of underlying index to create a replicable portfolio.

As per SEBI Regulation, from 1st July 2022 onwards, minimum purchase order for the transaction through AMC need to be greater than Rs. 25Cr. This limit doesn't apply to Employee Provident Fund Organisation, Recognized Provident Funds, Approved Gratuity Funds and Approved Superannuation Funds under Income Tax Act, 1961

Performance Report			
Period	Mirae Asset Nifty500 Multicap 50:25:25 ETF	Scheme Benchmark <sup>*</sup>	Additional Benchmark <sup>**</sup>
<b>Last 1 Year</b>	1.24%	1.43%	-3.84%
<b>Since Inception</b>	-1.71%	-1.46%	-2.95%
<b>Value of Rs. 10000 invested Since Inception</b>	₹9,704	₹9,747	₹9,490
<b>NAV as on 29<sup>th</sup> May, 2026</b>	₹16.1057		
<b>Index Value 29<sup>th</sup> May, 2026</b>		Index Value of Scheme Benchmark is ₹20,909.1400 and Nifty 50 (TRI) is ₹35,552.6400	
<b>Allotment Date</b>	30 <sup>th</sup> August 2024		
<b>Scheme Benchmark</b>	<sup>*</sup> Nifty500 Multicap 50:25:25 (TRI)		
<b>Additional Benchmark</b>	<sup>**</sup> Nifty 50 (TRI)		

Fund Managers : Ms. Ekta Gala (since August 30, 2024), Mr. Ritesh Patel (since March 12, 2025)  
Note: Returns (%) for less than 1 year calculated on simple annualized basis, others are CAGR- Compounded Annualized Growth returns.  
Latest available NAV has been taken for return calculation wherever applicable

### Past Performance may or may not be sustained in future.

Note: For computation of since inception returns (%) the allotment NAV has been taken as ₹16.5973

Note:1. The reference and details provided here in are of Regular Plan - Growth Option

<sup>^</sup>Pursuant to notice cum addendum no. 25/2026, a Market Maker has been added w.e.f March 25, 2026.

<sup>^^</sup>Pursuant to notice cum addendum no. 37/2026, a Market Maker has been added w.e.f May 04, 2026.

The performance of other funds managed by the same fund manager is given in the respective page of the schemes and on page No. 107, 108, 109, 110, 111, 112, 113, 114, 115, 116, 117, 118, 119, 120, 121, 122

# MIRAE ASSET NIFTY INDIA NEW AGE CONSUMPTION ETF

NSE Symbol: CONSUMER , BSE Scrip Code: 544323

(Exchange Traded Fund (ETF) - An open-ended scheme replicating/tracking Nifty India New Age Consumption Total Return Index)

Monthly Factsheet as on 31 May, 2026

Fund Information	
<b>Fund Managers@ :</b>	Ms. Ekta Gala Mr. Vishal Singh
<b>Allotment Date :</b>	26 <sup>th</sup> December 2024
<b>Benchmark:</b>	Nifty India New Age Consumption (TRI)
<b>Net AUM (Cr.)</b>	51.1653
<b>Tracking Error Value ~ 1 Year Tracking Error is</b>	0.08%
<b>Exit Load:</b>	Please refer page no.87
<b>Plan Available:</b>	The Scheme does not offer any Plans/Options for investment

#### Minimum Investment Amount

**Market Maker:** Application for subscription of Units directly with the Fund in Creation Unit Size at NAV based prices in exchange of Portfolio Deposit and Cash Component.

**Large Investors:** Minimum amount of Rs. 25 crores for transacting directly with the AMC.

**Other investors (including Market Maker, Large Investors and Regulated Entities):** Units of the Scheme can be subscribed (in lots of 1 Unit) during the trading hours on all trading days on the NSE and BSE on which the Units are listed.

On exchange in multiple of 1 unit With AMC In multiples of 6,00,000 units

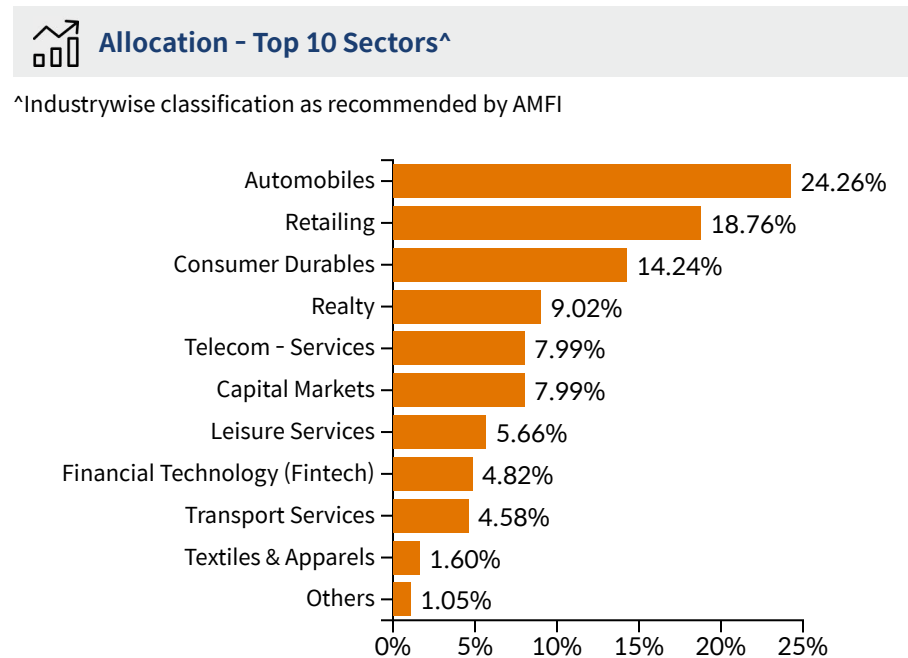
Net Asset Value (NAV)	
₹	10.9406 (Per Unit)

Market Makers	
Mirae Asset Capital Markets (India) Private Limited	East India Securities Limited
Kanjalochna Finsolve Private Limited	Parwati Capital Market Private Limited
Vaibhav Stock & Derivatives Broking Private Limited	IRage Broking Services LLP
Junomoneta Finsol Pvt Ltd	Motilal Oswal Financial Services Limited*
Obsidian Investment Pvt Ltd^^	

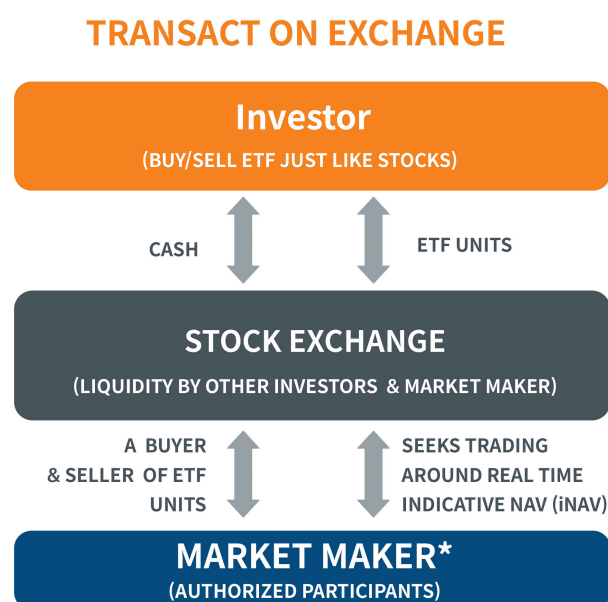
Others	
Live iNav is updated on Mirae Asset Mutual Fund website.	
NSE Symbol: CONSUMER	
BSE Code: 544323	
Bloomberg Code: MANINAC IN Equity	

Base Expense Ratio: 0.25%	
---------------------------	--

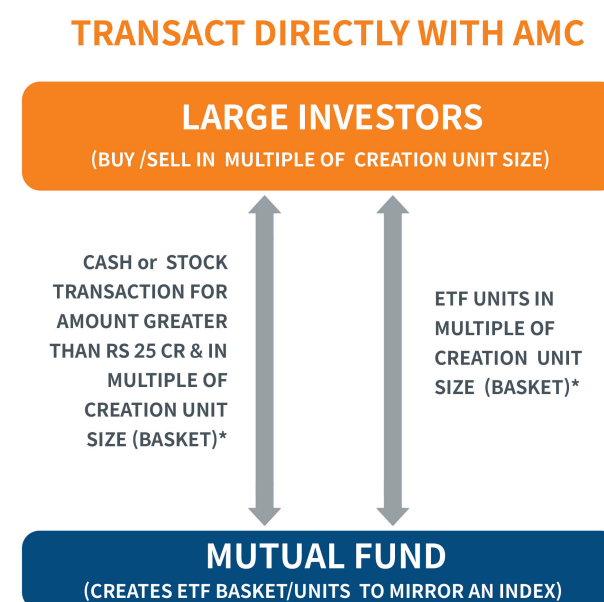
Portfolio Top 10 Holdings	
<b>Equity Shares</b>	
Eternal Ltd.	4.81%
Maruti Suzuki India Ltd.	4.81%
Titan Company Ltd.	4.78%
Bharti Airtel Ltd.	4.64%
Mahindra & Mahindra Ltd.	4.59%
Interglobe Aviation Ltd.	4.58%
Trent Ltd.	3.99%
Bajaj Auto Ltd.	3.42%
Eicher Motors Ltd.	2.92%
PB Fintech Ltd.	2.66%
Other Equities	58.77%
<b>Equity Holding Total</b>	<b>99.97%</b>
<b>Cash &amp; Other Receivables</b>	<b>0.03%</b>
<b>Total</b>	<b>100.00%</b>



## How to Trade in ETF ?



\* Market Makers are assigned by the AMC to provide continuous liquidity on the exchange around real time NAV (iNAV). They provide both buy and sell quotes.



\*Creation unit (basket) is the minimum portfolio size which the ETF deploy in the stocks of underlying index to create a replicable portfolio.

As per SEBI Regulation, from 1st July 2022 onwards, minimum purchase order for the transaction through AMC need to be greater than Rs. 25Cr. This limit doesn't apply to Employee Provident Fund Organisation, Recognized Provident Funds, Approved Gratuity Funds and Approved Superannuation Funds under Income Tax Act, 1961

Performance Report			
Period	Mirae Asset Nifty India New Age Consumption ETF	Scheme Benchmark*	Additional Benchmark**
<b>Last 1 Year</b>	-3.09%	-2.75%	-7.21%
<b>Since Inception</b>	-5.03%	-4.69%	-2.34%
<b>Value of Rs. 10000 invested Since Inception</b>	₹9,293	₹9,340	₹9,669
<b>NAV as on 29<sup>th</sup> May, 2026</b>	₹10.9406		
<b>Index Value 29<sup>th</sup> May, 2026</b>		Index Value of Scheme Benchmark is ₹13,117.8900 and BSE Sensex (TRI) is ₹1,17,657.2429	
<b>Allotment Date</b>	26 <sup>th</sup> December 2024		
<b>Scheme Benchmark</b>		*Nifty India New Age Consumption (TRI)	
<b>Additional Benchmark</b>		**BSE Sensex (TRI)	

Fund Managers : Ms. Ekta Gala (since December 26, 2024), Mr. Vishal Singh® (since March 25, 2026)  
Note: Returns (%) for less than 1 year calculated on simple annualized basis, others are CAGR- Compounded Annualized Growth returns.  
Latest available NAV has been taken for return calculation wherever applicable

#### Past Performance may or may not be sustained in future.

Note: For computation of since inception returns (%) the allotment NAV has been taken as ₹11.7732

Note:1. The reference and details provided here in are of Regular Plan - Growth Option

\*Pursuant to notice cum addendum no. 25/2026, a Market Maker has been added w.e.f March 25, 2026.

® Pursuant to notice cum addendum no. 25/2026, Fund Manager of the scheme has been changed with effect from March 25, 2026.

\*\*Pursuant to notice cum addendum no. 37/2026, a Market Maker has been added w.e.f May 04, 2026.

The performance of other funds managed by the same fund manager is given in the respective page of the schemes and on page No. 107, 108, 109, 110, 111, 113, 114, 115, 116, 117, 118, 119, 120, 121, 122

# MIRAE ASSET BSE 200 EQUAL WEIGHT ETF

NSE Symbol: EQUAL200 , BSE Scrip Code: 544377

(Exchange Traded Fund (ETF) - An open-ended scheme replicating/tracking BSE 200 Equal Weight Total Return Index)

Monthly Factsheet as on 31 May, 2026

Fund Information	
<b>Fund Managers :</b>	Ms. Ekta Gala Mr. Akshay Udeshi
<b>Allotment Date :</b>	10 <sup>th</sup> March 2025
<b>Benchmark:</b>	BSE 200 Equal Weight (TRI)
<b>Net AUM (Cr.)</b>	19.2946
<b>Tracking Error Value ~ 1 Year Tracking Error is</b>	0.44%
<b>Exit Load:</b>	Please refer page no.88
<b>Plan Available:</b>	The Scheme does not offer any Plans/Options for investment

#### Minimum Investment Amount

**Market Maker:** Application for subscription of Units directly with the Fund in Creation Unit Size at NAV based prices in exchange of Portfolio Deposit and Cash Component.

**Large Investors:** Minimum amount of ₹25 crores for transacting directly with the AMC.

**Other investors (including Market Maker, Large Investors and Regulated Entities):** Units of the Scheme can be subscribed (in lots of 1 Unit) during the trading hours on all trading days on the NSE and BSE on which the Units are listed.

On exchange ( in multiple of 1 units) Directly with AMC ( in multiple of 8,00,000 units)

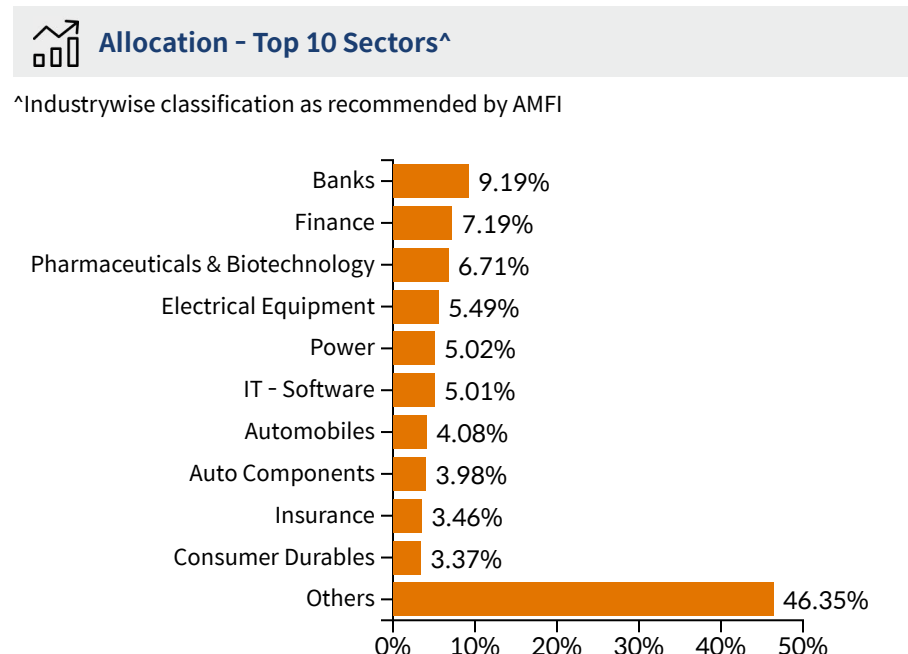
Net Asset Value (NAV)	
₹	13.4778 (Per Unit)

Market Makers	
Mirae Asset Capital Markets (India) Private Limited	
East India Securities Limited	
Kanjalochna Finserve Private Limited	
Parwati Capital Market Private Limited	
Vaibhav Stock & Derivatives Broking Private Limited	
IRage Broking Services LLP	
Junomoneta Finsol Pvt Ltd	
Motilal Oswal Financial Services Limited <sup>^</sup>	
Obsidian Investment Pvt Ltd <sup>^^</sup>	

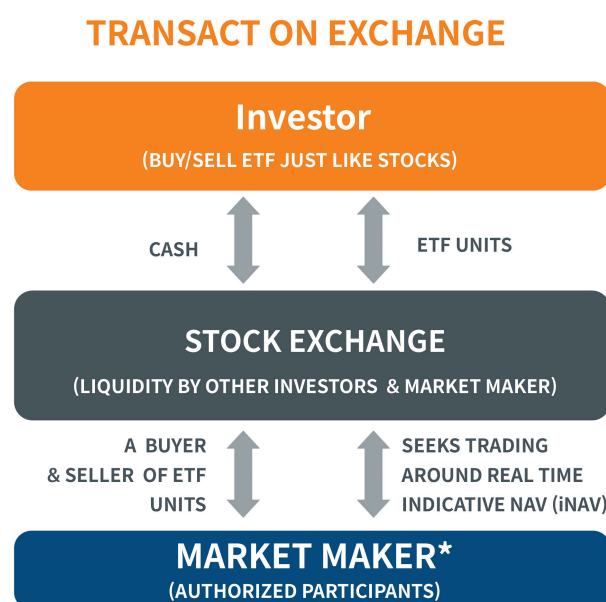
Others	
Live iNav is updated on Mirae Asset Mutual Fund website.	
NSE Symbol: EQUAL200	
BSE Code: 544377	
Bloomberg Code: MIRAWRG IN Equity	
Reuters Code: MIRA.NS	

Base Expense Ratio: 0.28%	
---------------------------	--

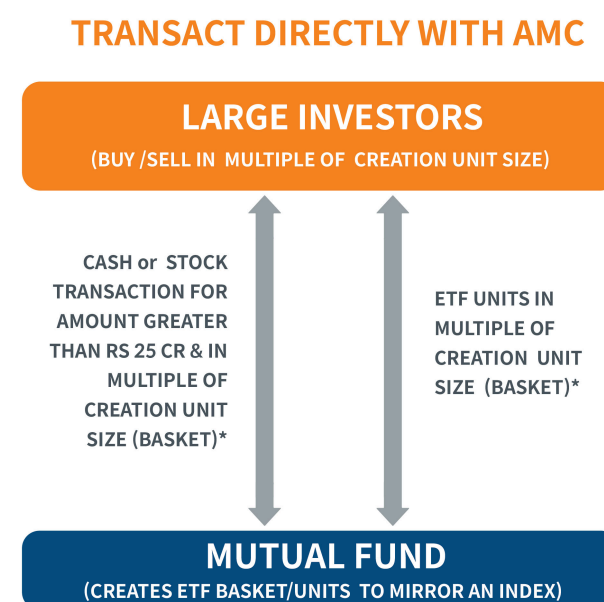
Portfolio Top 10 Holdings	
<b>Equity Shares</b>	
Vodafone Idea Ltd.	0.73%
Adani Enterprises Ltd.	0.64%
Adani TotalGas Ltd.	0.62%
Tata Communications Ltd.	0.62%
Bharat Heavy Electricals Ltd.	0.61%
Thermax Ltd.	0.61%
Adani Green Energy Ltd.	0.60%
Coforge Ltd.	0.60%
Hitachi Energy India Ltd.	0.60%
Siemens Energy India Ltd.	0.60%
Other Equities	93.62%
<b>Equity Holding Total</b>	<b>99.85%</b>
<b>Cash &amp; Other Receivables</b>	<b>0.15%</b>
<b>Total</b>	<b>100.00%</b>



## How to Trade in ETF ?



\* Market Makers are assigned by the AMC to provide continuous liquidity on the exchange around real time NAV (iNAV). They provide both buy and sell quotes.



\*Creation unit (basket) is the minimum portfolio size which the ETF deploy in the stocks of underlying index to create a replicable portfolio.

As per SEBI Regulation, from 1st July 2022 onwards, minimum purchase order for the transaction through AMC need to be greater than Rs. 25Cr. This limit doesn't apply to Employee Provident Fund Organisation, Recognized Provident Funds, Approved Gratuity Funds and Approved Superannuation Funds under Income Tax Act, 1961

Performance Report			
Period	Mirae Asset BSE 200 Equal Weight ETF	Scheme Benchmark <sup>*</sup>	Additional Benchmark <sup>**</sup>
<b>Last 1 Year</b>	5.02%	5.14%	-7.21%
<b>Since Inception</b>	15.29%	15.66%	1.83%
<b>Value of Rs. 10000 invested Since Inception</b>	₹11,894	₹11,941	₹10,223
<b>NAV as on 29<sup>th</sup> May, 2026</b>	₹13.4778		
<b>Index Value 29<sup>th</sup> May, 2026</b>	Index Value of Scheme Benchmark is ₹17,295.3989 and BSE Sensex (TRI) is ₹1,17,657.2429		
<b>Allotment Date</b>	10 <sup>th</sup> March 2025		
<b>Scheme Benchmark</b>	<sup>*</sup> BSE 200 Equal Weight (TRI)		
<b>Additional Benchmark</b>	<sup>**</sup> BSE Sensex (TRI)		

Fund Managers : Ms. Ekta Gala (since March 10, 2025), Mr. Akshay Udeshi (since March 12, 2025)  
Note: Returns (%) for less than 1 year calculated on simple annualized basis, others are CAGR- Compounded Annualized Growth returns.  
Latest available NAV has been taken for return calculation wherever applicable

#### Past Performance may or may not be sustained in future.

Note: For computation of since inception returns (%) the allotment NAV has been taken as ₹11.3320

Note:1. The reference and details provided here in are of Regular Plan - Growth Option

<sup>^</sup>Pursuant to notice cum addendum no. 25/2026, a Market Maker has been added w.e.f March 25, 2026.

<sup>^^</sup>Pursuant to notice cum addendum no. 37/2026, a Market Maker has been added w.e.f May 04, 2026.

The performance of other funds managed by the same fund manager is given in the respective page of the schemes and on page No. 107, 108, 109, 110, 111, 112, 113, 114, 115, 116, 117, 118, 119, 120, 121, 122

# MIRAE ASSET BSE SELECT IPO ETF

NSE Symbol: SELECTIPO , BSE Scrip Code: 544376

(Exchange Traded Fund (ETF) - An open-ended scheme replicating/tracking BSE Select IPO Total Return Index)

Monthly Factsheet as on 31 May, 2026

## Fund Information

**Fund Managers@ :**  
Ms. Ekta Gala  
Mr. Vishal Singh

**Allotment Date :** 10<sup>th</sup> March 2025

**Benchmark:** BSE Select IPO (TRI)

**Net AUM (Cr.)** 19.5050

**Tracking Error Value ~  
1 Year Tracking Error is** 0.16%

**Exit Load:** Please refer page no.88

**Plan Available:** The Scheme does not offer any Plans/Options for investment

### Minimum Investment Amount

**Market Maker:** Application for subscription of Units directly with the Fund in Creation Unit Size at NAV based prices in exchange of Portfolio Deposit and Cash Component.

**Large Investors:** Minimum amount of ₹25 crores for transacting directly with the AMC.

**Other investors (including Market Maker, Large Investors and Regulated Entities):** Units of the Scheme can be subscribed (in lots of 1 Unit) during the trading hours on all trading days on the NSE and BSE on which the Units are listed.

On exchange ( in multiple of 1 units) Directly with AMC ( in multiple of 1,00,000 units)

## Net Asset Value (NAV)

₹ 43.5085 (Per Unit)

## Market Makers

Mirae Asset Capital Markets (India) Private Limited  
East India Securities Limited  
Kanjalochna Finserve Private Limited  
Parwati Capital Market Private Limited  
Vaibhav Stock & Derivatives Broking Private Limited  
IRage Broking Services LLP  
Junomoneta Finsol Pvt Ltd  
Motilal Oswal Financial Services Limited<sup>^</sup>  
Obsidian Investment Pvt Ltd<sup>^^</sup>

## Others

Live iNav is updated on Mirae Asset Mutual Fund website.

NSE Symbol: SELECTIPO

BSE Code: 544376

Bloomberg Code: MIRAERG IN Equity

Reuters Code: MIRA.NS

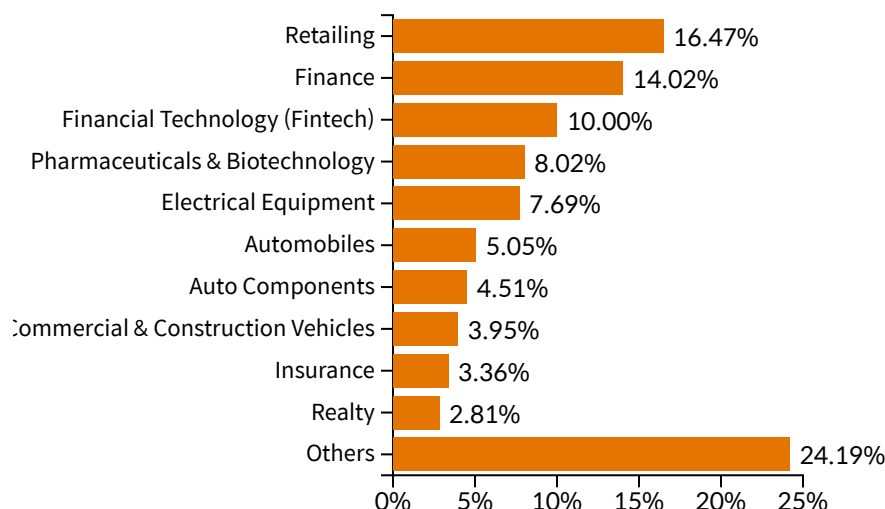
## Base Expense Ratio: 0.28%

## Portfolio Top 10 Holdings

Equity Shares	
PB Fintech Ltd.	5.38%
Eternal Ltd.	5.19%
Jio Financial Services Ltd.	4.63%
One 97 Communications Ltd.	4.38%
Tata Motors Ltd.	3.95%
FSN E-Commerce Ventures Ltd.	3.39%
Swiggy Ltd.	3.35%
Siemens Energy India Ltd.	3.24%
Waaree Energies Ltd.	2.82%
Sona Blw Precision Forgings Ltd.	2.56%
Other Equities	61.18%
<b>Equity Holding Total</b>	<b>100.07%</b>
<b>Cash &amp; Other Receivables</b>	<b>-0.07%</b>
<b>Total</b>	<b>100.00%</b>

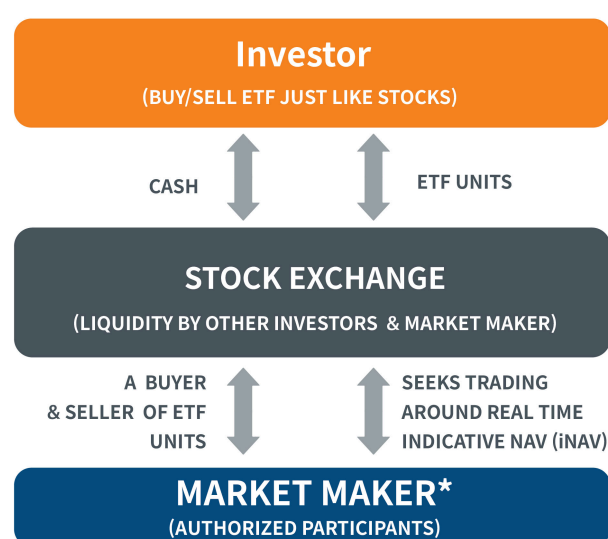
## Allocation - Top 10 Sectors<sup>^</sup>

<sup>^</sup>Industrywise classification as recommended by AMFI



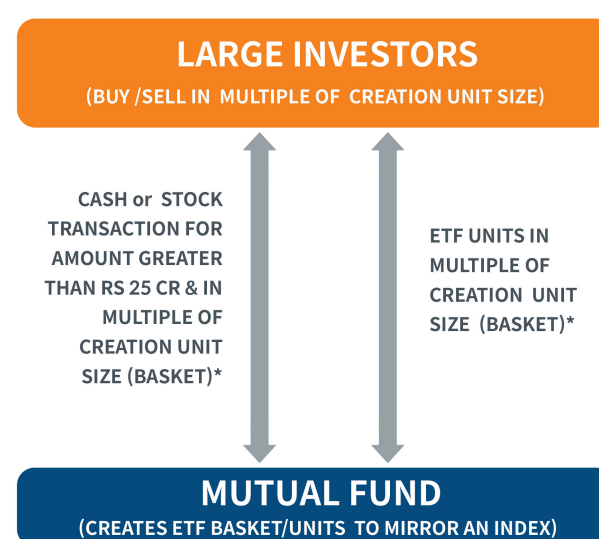
## How to Trade in ETF ?

### TRANSACTION ON EXCHANGE



<sup>\*</sup> Market Makers are assigned by the AMC to provide continuous liquidity on the exchange around real time NAV (iNAV). They provide both buy and sell quotes.

### TRANSACTION DIRECTLY WITH AMC



<sup>\*</sup>Creation unit (basket) is the minimum portfolio size which the ETF deploy in the stocks of underlying index to create a replicable portfolio.

As per SEBI Regulation, from 1st July 2022 onwards, minimum purchase order for the transaction through AMC need to be greater than Rs. 25Cr. This limit doesn't apply to Employee Provident Fund Organisation, Recognized Provident Funds, Approved Gratuity Funds and Approved Superannuation Funds under Income Tax Act, 1961

## Performance Report

Period	Mirae Asset BSE Select IPO ETF	Scheme Benchmark <sup>*</sup>	Additional Benchmark <sup>**</sup>
<b>Last 1 Year</b>	-8.88%	-8.49%	-7.21%
<b>Since Inception</b>	7.81%	8.44%	1.83%
<b>Value of Rs. 10000 invested Since Inception</b>	₹10,961	₹11,038	₹10,223
<b>NAV as on 29<sup>th</sup> May, 2026</b>	₹43.5085		
<b>Index Value 29<sup>th</sup> May, 2026</b>		Index Value of Scheme Benchmark is ₹4,815.7513 and BSE Sensex (TRI) is ₹1,17,657.2429	
<b>Allotment Date</b>	10 <sup>th</sup> March 2025		
<b>Scheme Benchmark</b>	<sup>*</sup> BSE Select IPO (TRI)		
<b>Additional Benchmark</b>	<sup>**</sup> BSE Sensex (TRI)		

Fund Managers : Ms. Ekta Gala (since March 10, 2025), Mr. Vishal Singh<sup>®</sup> (since March 25, 2026)  
Note: Returns (%) for less than 1 year calculated on simple annualized basis, others are CAGR- Compounded Annualized Growth returns.  
Latest available NAV has been taken for return calculation wherever applicable

### Past Performance may or may not be sustained in future.

Note: For computation of since inception returns (%) the allotment NAV has been taken as ₹39.6952

Note:1. The reference and details provided here in are of Regular Plan - Growth Option

<sup>^</sup>Pursuant to notice cum addendum no. 25/2026, a Market Maker has been added w.e.f March 25, 2026.

<sup>®</sup>Pursuant to notice cum addendum no. 25/2026, Fund Manager of the scheme has been changed with effect from March 25, 2026.

<sup>^^</sup>Pursuant to notice cum addendum no. 37/2026, a Market Maker has been added w.e.f May 04, 2026.

The performance of other funds managed by the same fund manager is given in the respective page of the schemes and on page No. 107, 108, 109, 110, 111, 113, 114, 115, 116, 117, 118, 119, 120, 121, 122

# MIRAE ASSET NIFTY50 EQUAL WEIGHT ETF

NSE Symbol: EQUAL50 , BSE Scrip Code: 544401

(Exchange Traded Fund (ETF) - An open-ended scheme replicating/tracking Nifty50 Equal Weight Total Return Index)

Monthly Factsheet as on 31 May, 2026

Fund Information	
<b>Fund Managers :</b>	Ms. Ekta Gala Mr. Akshay Udeshi
<b>Allotment Date :</b>	9 <sup>th</sup> May 2025
<b>Benchmark:</b>	Nifty50 Equal Weight (TRI)
<b>Net AUM (Cr.)</b>	174.4797
<b>Tracking Error Value ~ 1 Year Tracking Error is</b>	0.34%
<b>Exit Load:</b>	Please refer page no.88
<b>Plan Available:</b>	The Scheme does not offer any Plans/Options for investment

### Minimum Investment Amount

**Market Maker:** Application for subscription of Units directly with the Fund in Creation Unit Size at NAV based prices in exchange of Portfolio Deposit and Cash Component.

**Large Investors:** Minimum amount of Rs. 25 crores for transacting directly with the AMC.

**Other investors (including Market Maker, Large Investors and Regulated Entities):** Units of the Scheme can be subscribed (in lots of 1 Unit) during the trading hours on all trading days on the NSE and BSE on which the Units are listed.

On exchange ( in multiple of 1 units) Directly with AMC ( in multiple of 5,000 units)

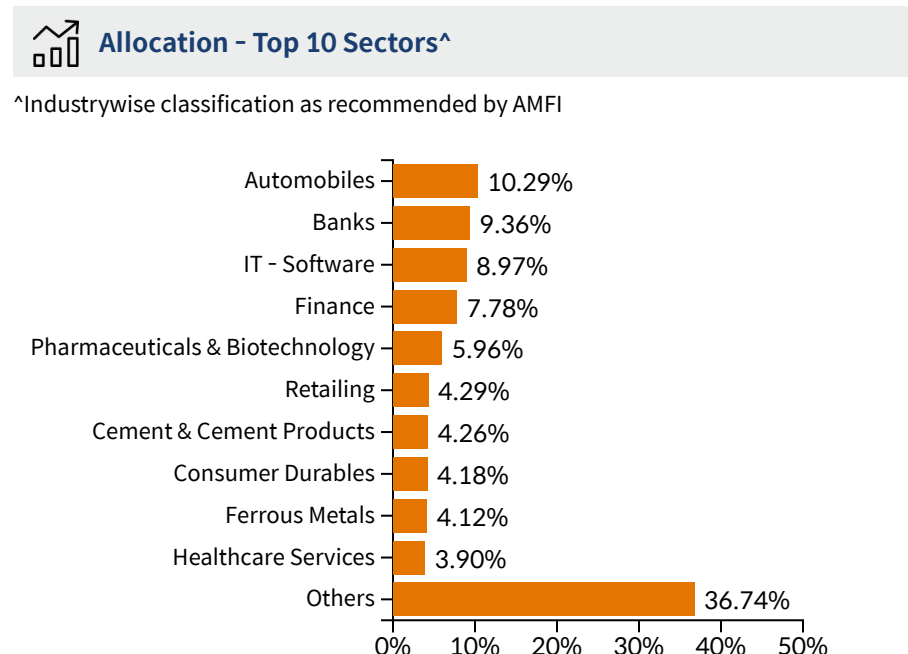
Net Asset Value (NAV)	
₹	325.6701 (Per Unit)

Market Makers	
Mirae Asset Capital Markets (India) Private Limited	East India Securities Limited
Kanjalochna Finserve Private Limited	Parwati Capital Market Private Limited
Vaibhav Stock & Derivatives Broking Private Limited	IRage Broking Services LLP
Junomoneta Finsol Pvt Ltd	Motilal Oswal Financial Services Limited^
Obsidian Investment Pvt Ltd^^	

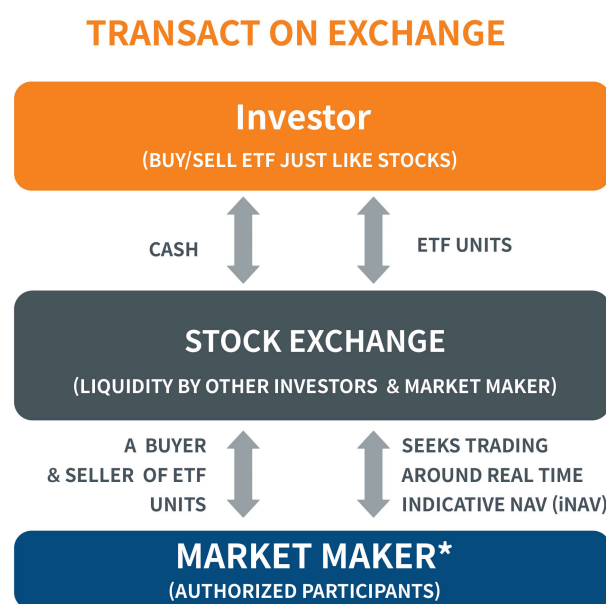
Others	
Live iNav is updated on Mirae Asset Mutual Fund website.	
NSE Symbol: EQUAL50	
BSE Code: 544401	
Bloomberg Code: MANEWRG IN Equity	
Reuters Code: MIRA.NS	

Base Expense Ratio: 0.10%	
---------------------------	--

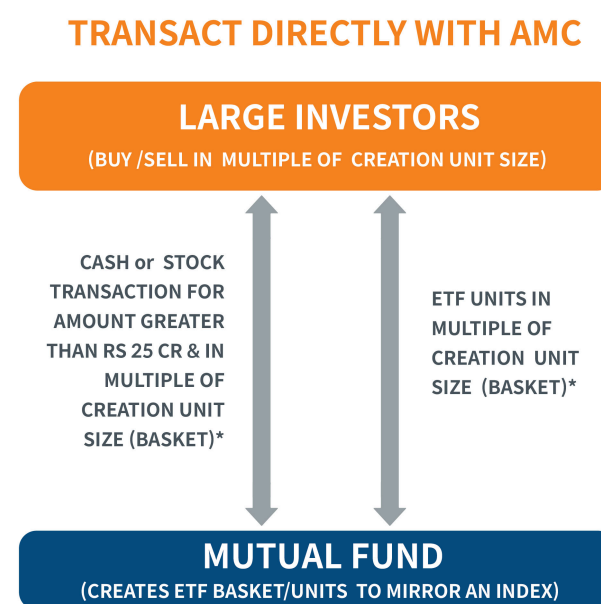
Portfolio Top 10 Holdings	
<b>Equity Shares</b>	
Adani Enterprises Ltd.	3.00%
Adani Ports and Special Economic Zone Ltd.	2.49%
Hindalco Industries Ltd.	2.45%
Tata Motors Passenger Vehicles Ltd.	2.35%
Trent Ltd.	2.33%
Grasim Industries Ltd.	2.27%
Asian Paints Ltd.	2.24%
Nestle India Ltd.	2.23%
Bajaj Auto Ltd.	2.18%
Larsen & Toubro Ltd.	2.15%
Other Equities	76.16%
<b>Equity Holding Total</b>	<b>99.85%</b>
<b>Cash &amp; Other Receivables</b>	<b>0.15%</b>
<b>Total</b>	<b>100.00%</b>



## How to Trade in ETF ?



\* Market Makers are assigned by the AMC to provide continuous liquidity on the exchange around real time NAV (iNAV). They provide both buy and sell quotes.



\*Creation unit (basket) is the minimum portfolio size which the ETF deploy in the stocks of underlying index to create a replicable portfolio.

As per SEBI Regulation, from 1st July 2022 onwards, minimum purchase order for the transaction through AMC need to be greater than Rs. 25Cr. This limit doesn't apply to Employee Provident Fund Organisation, Recognized Provident Funds, Approved Gratuity Funds and Approved Superannuation Funds under Income Tax Act, 1961

Performance Report			
Period	Mirae Asset Nifty50 Equal Weight ETF	Scheme Benchmark*	Additional Benchmark**
<b>Last 1 Year</b>	5.38%	5.86%	-3.84%
<b>Since Inception</b>	8.93%	9.54%	-0.63%
<b>Value of Rs. 10000 invested Since Inception</b>	₹10,944	₹11,009	₹9,934
<b>NAV as on 29<sup>th</sup> May, 2026</b>	₹325.6701		
<b>Index Value 29<sup>th</sup> May, 2026</b>		Index Value of Scheme Benchmark is ₹55,808.7400 and Nifty 50 (TRI) is ₹35,552.6400	
<b>Allotment Date</b>	9 <sup>th</sup> May 2025		
<b>Scheme Benchmark</b>	*Nifty50 Equal Weight (TRI)		
<b>Additional Benchmark</b>	**Nifty 50 (TRI)		

Fund Managers : Ms. Ekta Gala (since May 09, 2025) , Mr. Akshay Udeshi (since May 09, 2025)  
Note: Returns (%) for less than 1 year calculated on simple annualized basis, others are CAGR- Compounded Annualized Growth returns.  
Latest available NAV has been taken for return calculation wherever applicable

### Past Performance may or may not be sustained in future.

Note: For computation of since inception returns (%) the allotment NAV has been taken as ₹297.5765

Note:1. The reference and details provided here in are of Regular Plan - Growth Option

^Pursuant to notice cum addendum no. 25/2026, a Market Maker has been added w.e.f March 25, 2026.

^^Pursuant to notice cum addendum no. 37/2026, a Market Maker has been added w.e.f May 04, 2026.

The performance of other funds managed by the same fund manager is given in the respective page of the schemes and on page No. 107, 108, 109, 110, 111, 112, 113, 114, 115, 116, 117, 118, 119, 120, 121, 122

# MIRAE ASSET NIFTY INDIA INTERNET ETF

NSE Symbol: INTERNET , BSE Scrip Code: 544438

(Exchange Traded Fund (ETF) - An open-ended scheme replicating/tracking Nifty India Internet Total Return Index)

Monthly Factsheet as on 31 May, 2026

## Fund Information

**Fund Managers@ :**  
Ms. Ekta Gala  
Mr. Vishal Singh

**Allotment Date :** 1<sup>st</sup> July 2025

**Benchmark:** Nifty India Internet (TRI)

**Net AUM (Cr.)** 28.2353

**Tracking Error Value ~** 0.37%  
Since Inception Tracking Error is

**Exit Load:** Please refer page no.89

**Plan Available:** The Scheme does not offer any Plans/Options for investment

### Minimum Investment Amount

**Market Maker:** Application for subscription of Units directly with the Fund in Creation Unit Size at NAV based prices in exchange of Portfolio Deposit and Cash Component.

**Large Investors:** Minimum amount of Rs. 25 crores for transacting directly with the AMC.

**Other investors (including Market Maker, Large Investors and Regulated Entities):** Units of the Scheme can be subscribed (in lots of 1 Unit) during the trading hours on all trading days on the NSE and BSE on which the Units are listed.

On exchange ( in multiple of 1 units) Directly with AMC ( in multiple of 2,00,000 units)

## Net Asset Value (NAV)

₹ 12.1217 (Per Unit)

## Market Makers

Mirae Asset Capital Markets (India) Private Limited  
East India Securities Limited  
Kanjalochna Finserve Private Limited  
Parwati Capital Market Private Limited  
Vaibhav Stock & Derivatives Broking Private Limited  
IRage Broking Services LLP  
Junomoneta Finsol Pvt Ltd  
Motilal Oswal Financial Services Limited<sup>^</sup>  
Obsidian Investment Pvt Ltd<sup>^^</sup>

## Others

Live iNav is updated on Mirae Asset Mutual Fund website.

NSE Symbol: INTERNET

BSE Code: 544438

Bloomberg Code: MANIERG IN Equity

Reuters Code: MIRA.NS

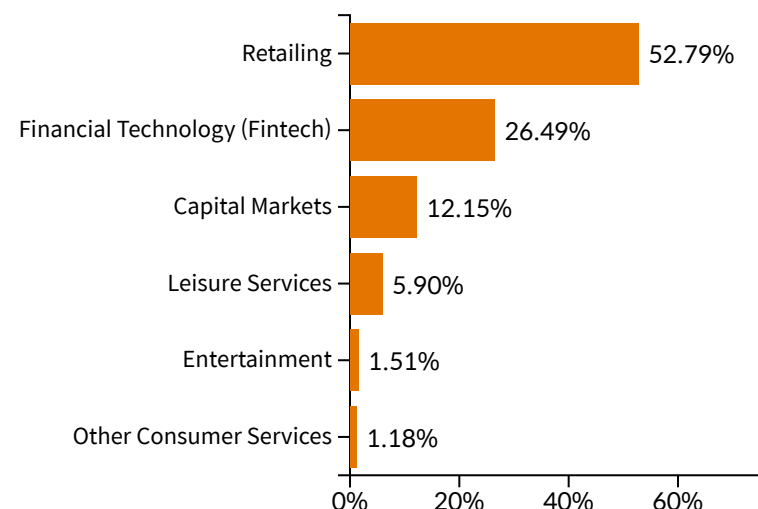
## Base Expense Ratio: 0.21%

## Portfolio Top 10 Holdings

Equity Shares	
Eternal Ltd.	19.31%
PB Fintech Ltd.	13.86%
One 97 Communications Ltd.	11.25%
Info Edge (India) Ltd.	9.09%
FSN E-Commerce Ventures Ltd.	8.57%
Swiggy Ltd.	8.46%
Angel One Ltd.	5.22%
Indian Railway Catering & Tourism Corporation Ltd.	3.68%
Motilal Oswal Financial Services Ltd.	3.27%
Billionbrains Garage Ventures Ltd.	2.70%
Other Equities	14.61%
<b>Equity Holding Total</b>	<b>100.02%</b>
<b>Cash &amp; Other Receivables</b>	<b>-0.02%</b>
<b>Total</b>	<b>100.00%</b>

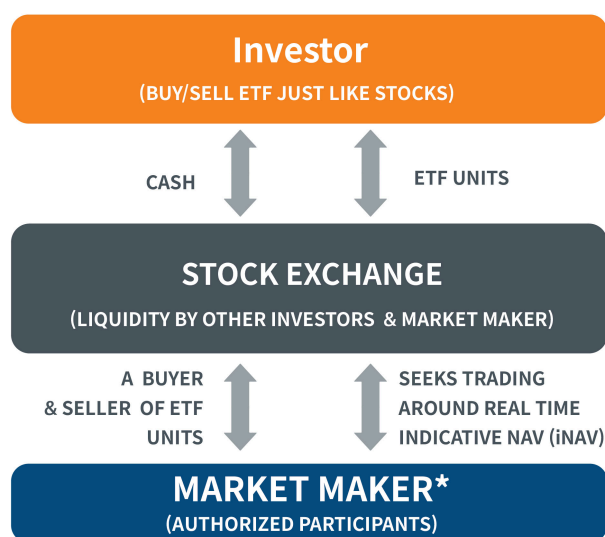
## Sector Allocation<sup>^</sup>

<sup>^</sup>Industrywise classification as recommended by AMFI



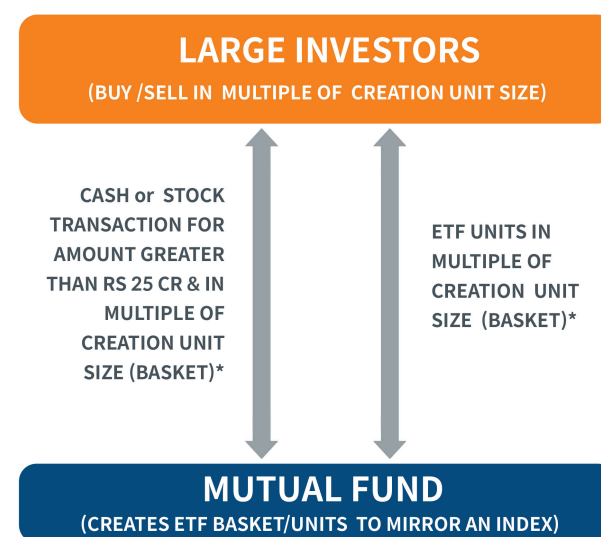
## How to Trade in ETF ?

### TRANSACTION ON EXCHANGE



<sup>\*</sup> Market Makers are assigned by the AMC to provide continuous liquidity on the exchange around real time NAV (iNAV). They provide both buy and sell quotes.

### TRANSACTION DIRECTLY WITH AMC



<sup>\*</sup>Creation unit (basket) is the minimum portfolio size which the ETF deploy in the stocks of underlying index to create a replicable portfolio.

As per SEBI Regulation, from 1st July 2022 onwards, minimum purchase order for the transaction through AMC need to be greater than Rs. 25Cr. This limit doesn't apply to Employee Provident Fund Organisation, Recognized Provident Funds, Approved Gratuity Funds and Approved Superannuation Funds under Income Tax Act, 1961

## Performance Report

Period	Mirae Asset Nifty India Internet ETF	Scheme Benchmark <sup>*</sup>	Additional Benchmark <sup>**</sup>
<b>6 Months (Simple Annualized)</b>	-31.87%	-31.67%	-19.78%
<b>Since Inception (Simple Annualized)</b>	-10.98%	-10.74%	-7.76%
<b>Value of Rs. 10000 invested Since Inception</b>	₹9,002	₹9,023	₹9,294
<b>NAV as on 29<sup>th</sup> May, 2026</b>	₹12.1217		
<b>Index Value 29<sup>th</sup> May, 2026</b>		Index Value of Scheme Benchmark is ₹1,237.4500 and Nifty 50 (TRI) is ₹35,552.6400	
<b>Allotment Date</b>	1 <sup>st</sup> July 2025		
<b>Scheme Benchmark</b>	<sup>*</sup> Nifty India Internet (TRI)		
<b>Additional Benchmark</b>	<sup>**</sup> Nifty 50 (TRI)		

Fund Managers : Ms. Ekta Gala (since July 01, 2025), Mr. Vishal Singh<sup>®</sup> (since March 25, 2026)  
Note: Returns (%) for less than 1 year calculated on simple annualized basis, others are CAGR- Compounded Annualized Growth returns.  
Latest available NAV has been taken for return calculation wherever applicable

### Past Performance may or may not be sustained in future.

Note: For computation of since inception returns (%) the allotment NAV has been taken as ₹13.4663

Note:1. The reference and details provided here in are of Regular Plan - Growth Option

<sup>^</sup>Pursuant to notice cum addendum no. 25/2026, a Market Maker has been added w.e.f March 25, 2026.

<sup>®</sup> Pursuant to notice cum addendum no. 25/2026, Fund Manager of the scheme has been changed with effect from March 25, 2026.

The performance of other funds managed by the same fund manager is given in the respective page of the schemes and on page No. 107, 108, 109, 110, 111, 113, 114, 115, 116, 117, 118, 119, 120, 121, 122

# MIRAE ASSET NIFTY SMALLCAP 250 ETF

NSE Symbol: SMALL250 , BSE Scrip Code: 544605

(Exchange Traded Fund (ETF) - An open-ended scheme replicating/tracking Nifty Smallcap 250 Total Return Index)

Monthly Factsheet as on 31 May, 2026

Fund Information	
<b>Fund Managers :</b>	Ms. Ekta Gala Mr. Ritesh Patel
<b>Allotment Date :</b>	7 <sup>th</sup> November 2025
<b>Benchmark:</b>	Nifty Smallcap 250 (TRI)
<b>Net AUM (Cr.)</b>	69.3065
<b>Tracking Error Value ~</b> Since Inception Tracking Error is	0.14%
<b>Exit Load:</b>	Please refer page no.89
<b>Plan Available:</b>	The Scheme does not offer any Plans/Options for investment

**Minimum Investment Amount**  
**Market Maker:** Application for subscription of Units directly with the Fund in Creation Unit Size at NAV based prices in exchange of Portfolio Deposit and Cash Component.  
**Large Investors:** Minimum amount of Rs. 25 crores for transacting directly with the AMC.  
**Other investors (including Market Maker, Large Investors and Regulated Entities):** Units of the Scheme can be subscribed (in lots of 1 Unit) during the trading hours on all trading days on the NSE and BSE on which the Units are listed.

On exchange ( in multiple of 1 units) Directly with AMC ( in multiple of 2,00,000 units)

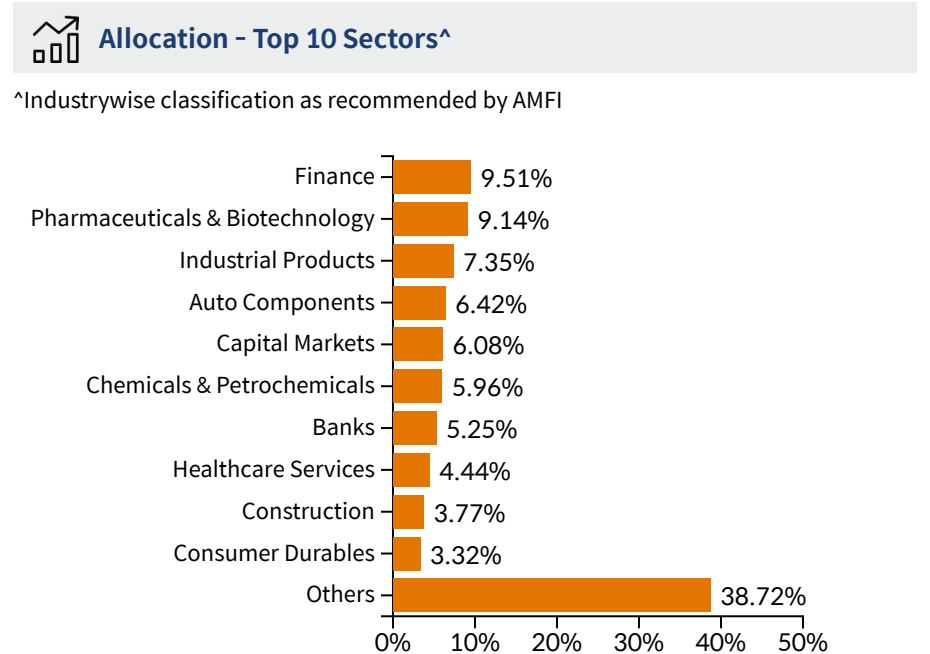
Net Asset Value (NAV)	
₹	17.0117 (Per Unit)

Market Makers	
Mirae Asset Capital Markets (India) Private Limited	East India Securities Limited
Kanjalochna Finserve Private Limited	Parwati Capital Market Private Limited
Vaibhav Stock & Derivatives Broking Private Limited	IRage Broking Services LLP
Junomoneta Finsol Pvt Ltd	Motilal Oswal Financial Services Limited <sup>^</sup>
Obsidian Investment Pvt Ltd <sup>^^</sup>	

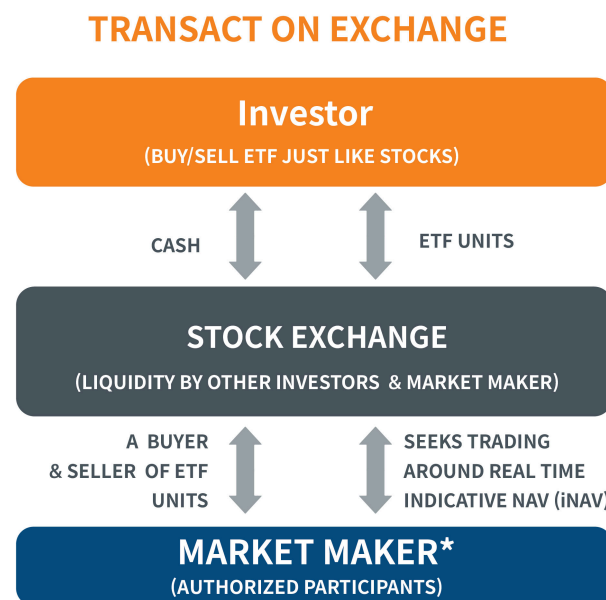
Others	
Live iNav is updated on Mirae Asset Mutual Fund website.	
NSE Symbol: SMALL250	
BSE Code: 544605	
Bloomberg Code: MANSCRG IN Equity	
Reuters Code: MIRA.NS	

Base Expense Ratio: 0.14%	
---------------------------	--

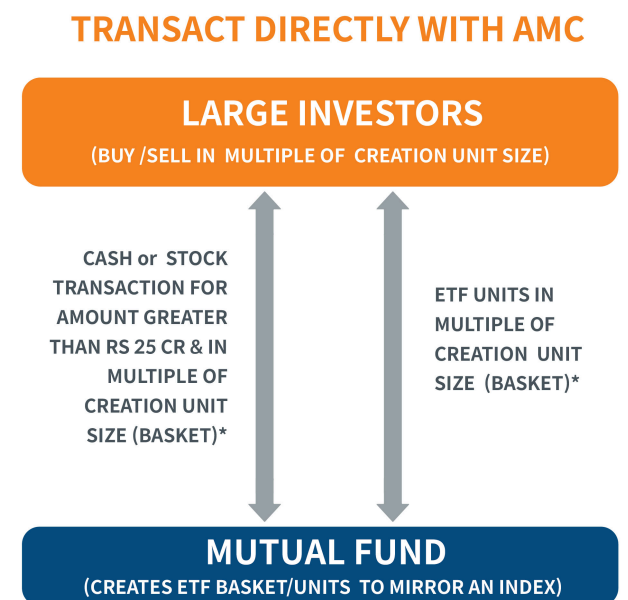
Portfolio Top 10 Holdings	
<b>Equity Shares</b>	
Karur Vysya Bank Ltd.	1.35%
Sona Blw Precision Forgings Ltd.	1.35%
Navin Fluorine International Ltd.	1.29%
Delhivery Ltd.	1.25%
Piramal Finance Ltd.	1.14%
Central Depository Services (I) Ltd.	1.10%
Angel One Ltd.	1.08%
RBL Bank Ltd.	1.03%
PNB Housing Finance Ltd.	0.96%
Computer Age Management Services Ltd.	0.94%
Other Equities	88.47%
<b>Equity Holding Total</b>	<b>99.96%</b>
<b>Cash &amp; Other Receivables</b>	<b>0.04%</b>
<b>Total</b>	<b>100.00%</b>



## How to Trade in ETF ?



\* Market Makers are assigned by the AMC to provide continuous liquidity on the exchange around real time NAV (iNAV). They provide both buy and sell quotes.



\*Creation unit (basket) is the minimum portfolio size which the ETF deploy in the stocks of underlying index to create a replicable portfolio.

As per SEBI Regulation, from 1st July 2022 onwards, minimum purchase order for the transaction through AMC need to be greater than Rs. 25Cr. This limit doesn't apply to Employee Provident Fund Organisation, Recognized Provident Funds, Approved Gratuity Funds and Approved Superannuation Funds under Income Tax Act, 1961

## Performance Report

Period	Mirae Asset Nifty Smallcap 250 ETF	Scheme Benchmark <sup>*</sup>	Additional Benchmark <sup>**</sup>
<b>6 Months (Simple Annualized)</b>	3.41%	3.42%	-19.78%
<b>Since Inception (Simple Annualized)</b>	-0.09%	0.06%	-13.19%
<b>Value of Rs. 10000 invested Since Inception</b>	₹9,995	₹10,003	₹9,266
<b>NAV as on 29<sup>th</sup> May, 2026</b>	₹17.0117		
<b>Index Value 29<sup>th</sup> May, 2026</b>		Index Value of Scheme Benchmark is ₹21,635.0900 and Nifty 50 (TRI) is ₹35,552.6400	
<b>Allotment Date</b>	7 <sup>th</sup> November 2025		
<b>Scheme Benchmark</b>	*Nifty Smallcap 250 (TRI)		
<b>Additional Benchmark</b>	**Nifty 50 (TRI)		

Fund Managers : Ms. Ekta Gala (since November 07, 2025), Mr. Ritesh Patel (since November 07, 2025)  
 Note: Returns (%) for less than 1 year calculated on simple annualized basis, others are CAGR- Compounded Annualized Growth returns.  
 Latest available NAV has been taken for return calculation wherever applicable

### Past Performance may or may not be sustained in future.

Note: For computation of since inception returns (%) the allotment NAV has been taken as ₹17.0201

Note:1. The reference and details provided here in are of Regular Plan - Growth Option

<sup>^</sup>Pursuant to notice cum addendum no. 25/2026, a Market Maker has been added w.e.f March 25, 2026.

<sup>^^</sup>Pursuant to notice cum addendum no. 37/2026, a Market Maker has been added w.e.f May 04, 2026.

The performance of other funds managed by the same fund manager is given in the respective page of the schemes and on page No. 107, 108, 109, 110, 111, 112, 113, 114, 115, 116, 117, 118, 119, 120, 121, 122

# MIRAE ASSET NIFTY ENERGY ETF

NSE Symbol: ENERGY, BSE Scrip Code: 544604

(Exchange Traded Fund (ETF) - An open-ended scheme replicating/tracking Nifty Energy Total Return Index)

Monthly Factsheet as on 31 May, 2026

## Fund Information

### Fund Managers@ :

Ms. Ekta Gala  
Mr. Vishal Singh

**Allotment Date :** 7<sup>th</sup> November 2025

**Benchmark:** Nifty Energy (TRI)

**Net AUM (Cr.)** 322.3881

**Tracking Error Value ~** 0.13%  
Since Inception Tracking Error is

**Exit Load:** Please refer page no.89

**Plan Available:** The Scheme does not offer any Plans/Options for investment

### Minimum Investment Amount

**Market Maker:** Application for subscription of Units directly with the Fund in Creation Unit Size at NAV based prices in exchange of Portfolio Deposit and Cash Component.

**Large Investors:** Minimum amount of Rs. 25 crores for transacting directly with the AMC.

**Other investors (including Market Maker, Large Investors and Regulated Entities):** Units of the Scheme can be subscribed (in lots of 1 Unit) during the trading hours on all trading days on the NSE and BSE on which the Units are listed.

On exchange ( in multiple of 1 units) Directly with AMC ( in multiple of 1,00,000 units)

## Net Asset Value (NAV)

₹ 41.0115 (Per Unit)

## Market Makers

Mirae Asset Capital Markets (India) Private Limited  
East India Securities Limited  
Kanjalochna Finserve Private Limited  
Parwati Capital Market Private Limited  
Vaibhav Stock & Derivatives Broking Private Limited  
IRage Broking Services LLP  
Junomoneta Finsol Pvt Ltd  
Motilal Oswal Financial Services Limited<sup>^</sup>  
Obsidian Investment Pvt Ltd<sup>^^</sup>

## Others

Live iNav is updated on Mirae Asset Mutual Fund website.

NSE Symbol: ENERGY

BSE Code: 544604

Bloomberg Code: MEANERG IN Equity

Reuters Code: MIRA.NS

## Base Expense Ratio: 0.18%

## Portfolio Top 10 Holdings

### Equity Shares

Coal India Ltd.	9.87%
Oil & Natural Gas Corporation Ltd.	9.40%
Reliance Industries Ltd.	9.25%
NTPC Ltd.	6.15%
GAIL (India) Ltd.	4.75%
Power Grid Corporation of India Ltd.	4.41%
Suzlon Energy Ltd.	4.19%
GE Vernova T&D India Ltd.	3.86%
CG Power and Industrial Solutions Ltd.	3.81%
Bharat Heavy Electricals Ltd.	3.68%
Other Equities	40.66%

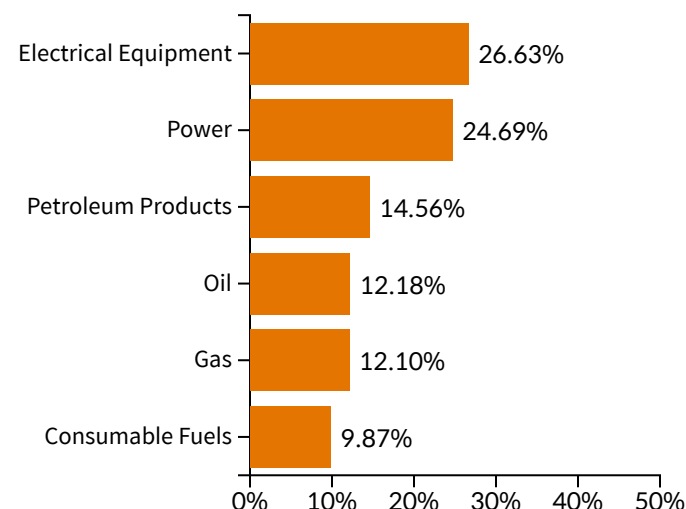
**Equity Holding Total** 100.03%

**Cash & Other Receivables** -0.03%

**Total** 100.00%

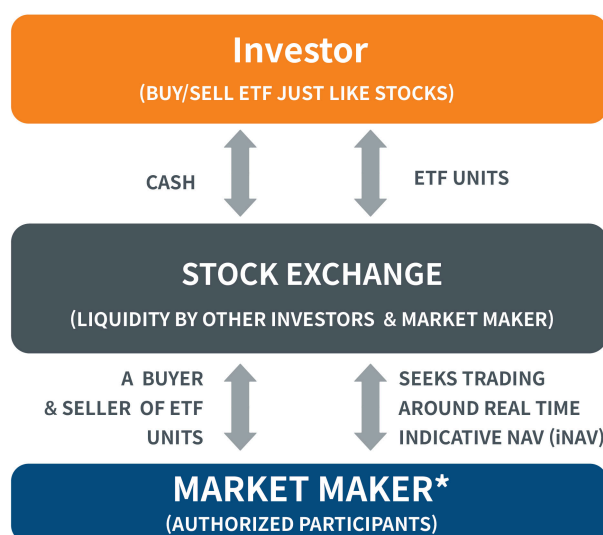
## Sector Allocation<sup>^</sup>

<sup>^</sup>Industrywise classification as recommended by AMFI



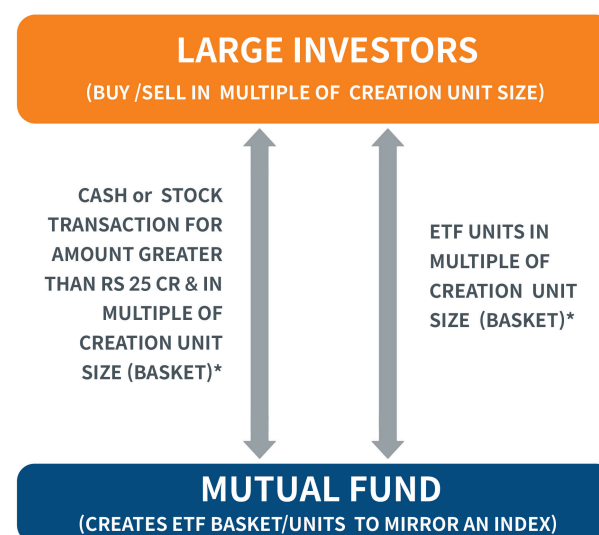
## How to Trade in ETF ?

### TRANSACTION ON EXCHANGE



<sup>\*</sup> Market Makers are assigned by the AMC to provide continuous liquidity on the exchange around real time NAV (iNAV). They provide both buy and sell quotes.

### TRANSACTION DIRECTLY WITH AMC



<sup>\*</sup>Creation unit (basket) is the minimum portfolio size which the ETF deploy in the stocks of underlying index to create a replicable portfolio.

As per SEBI Regulation, from 1st July 2022 onwards, minimum purchase order for the transaction through AMC need to be greater than Rs. 25Cr. This limit doesn't apply to Employee Provident Fund Organisation, Recognized Provident Funds, Approved Gratuity Funds and Approved Superannuation Funds under Income Tax Act, 1961

## Performance Report

Period	Mirae Asset Nifty Energy ETF	Scheme Benchmark*	Additional Benchmark**
<b>6 Months (Simple Annualized)</b>	30.80%	30.97%	-19.78%
<b>Since Inception (Simple Annualized)</b>	26.23%	26.57%	-13.19%
<b>Value of Rs. 10000 invested Since Inception</b>	₹11,459	₹11,478	₹9,266
<b>NAV as on 29<sup>th</sup> May, 2026</b>	₹41.0115		
<b>Index Value 29<sup>th</sup> May, 2026</b>	Index Value of Scheme Benchmark is ₹71,952.1200 and Nifty 50 (TRI) is ₹35,552.6400		
<b>Allotment Date</b>	7 <sup>th</sup> November 2025		
<b>Scheme Benchmark</b>	*Nifty Energy (TRI)		
<b>Additional Benchmark</b>	**Nifty 50 (TRI)		

Fund Managers : Ms. Ekta Gala (since November 07, 2025), Mr. Vishal Singh<sup>@</sup> (since March 25, 2026)  
Note: Returns (%) for less than 1 year calculated on simple annualized basis, others are CAGR- Compounded Annualized Growth returns.  
Latest available NAV has been taken for return calculation wherever applicable

### Past Performance may or may not be sustained in future.

Note: For computation of since inception returns (%) the allotment NAV has been taken as ₹35.7903

Note:1. The reference and details provided here in are of Regular Plan - Growth Option

<sup>^</sup>Pursuant to notice cum addendum no. 25/2026, a Market Maker has been added w.e.f March 25, 2026.

<sup>@</sup> Pursuant to notice cum addendum no. 25/2026, Fund Manager of the scheme has been changed with effect from March 25, 2026.

<sup>^^</sup>Pursuant to notice cum addendum no. 37/2026, a Market Maker has been added w.e.f May 04, 2026.

The performance of other funds managed by the same fund manager is given in the respective page of the schemes and on page No. 107, 108, 109, 110, 111, 113, 114, 115, 116, 117, 118, 119, 120, 121, 122

# MIRAE ASSET BSE 500 DIVIDEND LEADERS 50 ETF

NSE Symbol: DIVIDEND , BSE Scrip Code: 544661

(Exchange Traded Fund (ETF) - An open-ended scheme replicating/tracking BSE 500 Dividend Leaders 50 Total Return Index)

Monthly Factsheet as on 31 May, 2026

## Fund Information

<b>Fund Managers :</b>	
Ms. Ekta Gala	
Mr. Akshay Udeshi	
<b>Allotment Date :</b>	15 <sup>th</sup> December 2025
<b>Benchmark:</b>	BSE 500 Dividend Leaders 50 (TRI)
<b>Net AUM (Cr.)</b>	10.2423
<b>Tracking Error Value ~</b> Since Inception Tracking Error is	0.13%
<b>Exit Load:</b>	Please refer page no.90
<b>Plan Available:</b>	The Scheme does not offer any Plans/Options for investment

### Minimum Investment Amount

**Market Maker:** Application for subscription of Units directly with the Fund in Creation Unit Size at NAV based prices in exchange of Portfolio Deposit and Cash Component.

**Large Investors:** Minimum amount of Rs. 25 crores for transacting directly with the AMC.

**Other investors (including Market Maker, Large Investors and Regulated Entities):** Units of the Scheme can be subscribed (in lots of 1 Unit) during the trading hours on all trading days on the NSE and BSE on which the Units are listed.

On exchange ( in multiple of 1 units) Directly with AMC ( in multiple of 80,000 units)

## Net Asset Value (NAV)

₹ 36.0044 (Per Unit)

## Market Makers

Mirae Asset Capital Markets (India) Private Limited  
East India Securities Limited  
Kanjalochna Finsolve Private Limited  
Parwati Capital Market Private Limited  
Vaibhav Stock & Derivatives Broking Private Limited  
IRage Broking Services LLP  
Junomoneta Finsol Pvt Ltd  
Motilal Oswal Financial Services Limited<sup>^</sup>  
Obsidian Investment Pvt Ltd<sup>^^</sup>

## Others

Live iNav is updated on Mirae Asset Mutual Fund website.

NSE Symbol: DIVIDEND

BSE Code: 544661

Bloomberg Code: MABDLRG IN Equity

Reuters Code: MIRA.NS

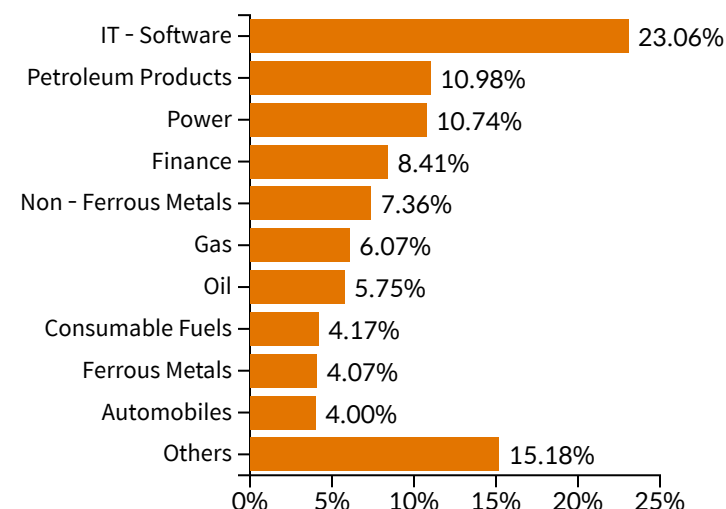
## Base Expense Ratio: 0.17%

## Portfolio Top 10 Holdings

<b>Equity Shares</b>	
Tech Mahindra Ltd.	4.29%
Coal India Ltd.	4.17%
Wipro Ltd.	4.13%
Tata Steel Ltd.	4.07%
Hero MotoCorp Ltd.	4.00%
GAIL (India) Ltd.	3.96%
NTPC Ltd.	3.95%
Bharat Petroleum Corporation Ltd.	3.95%
ITC Ltd.	3.86%
Infosys Ltd.	3.83%
Other Equities	59.58%
<b>Equity Holding Total</b>	<b>99.79%</b>
<b>Cash &amp; Other Receivables</b>	<b>0.21%</b>
<b>Total</b>	<b>100.00%</b>

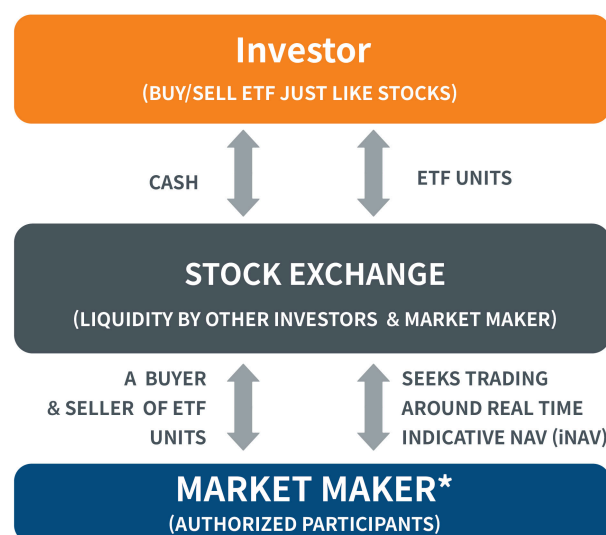
## Allocation - Top 10 Sectors<sup>^</sup>

<sup>^</sup>Industrywise classification as recommended by AMFI



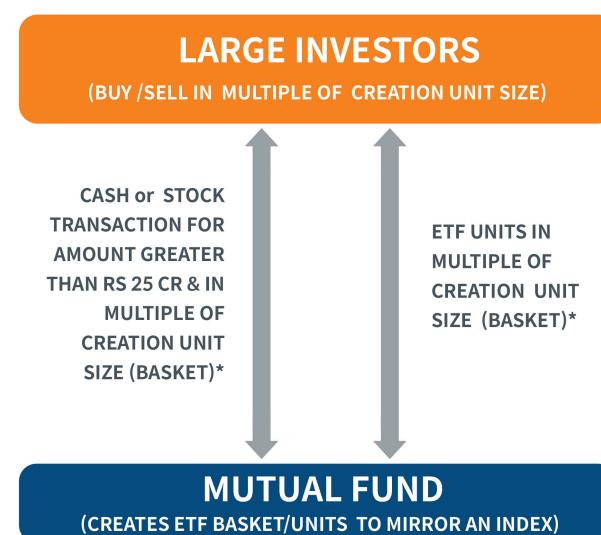
## How to Trade in ETF ?

### TRANSACTION ON EXCHANGE



<sup>\*</sup> Market Makers are assigned by the AMC to provide continuous liquidity on the exchange around real time NAV (iNAV). They provide both buy and sell quotes.

### TRANSACTION DIRECTLY WITH AMC



<sup>\*</sup>Creation unit (basket) is the minimum portfolio size which the ETF deploy in the stocks of underlying index to create a replicable portfolio.

As per SEBI Regulation, from 1st July 2022 onwards, minimum purchase order for the transaction through AMC need to be greater than Rs. 25Cr. This limit doesn't apply to Employee Provident Fund Organisation, Recognized Provident Funds, Approved Gratuity Funds and Approved Superannuation Funds under Income Tax Act, 1961

Pursuant to clause 14.2.2 of Chapter 14 in SEBI master circular dated March 20, 2026, the scheme is in existence for less than 6 months, hence performance shall not be provided.

<sup>^</sup>Pursuant to notice cum addendum no. 25/2026, a Market Maker has been added w.e.f March 25, 2026.

<sup>^^</sup>Pursuant to notice cum addendum no. 37/2026, a Market Maker has been added w.e.f May 04, 2026.

# MIRAE ASSET NIFTY TOP 20 EQUAL WEIGHT ETF

NSE Symbol: TOP20 , BSE Scrip Code: 544660

(Exchange Traded Fund (ETF) - An open-ended scheme replicating/tracking Nifty Top 20 Equal Weight Total Return Index)

Monthly Factsheet as on 31 May, 2026

Fund Information	
<b>Fund Managers :</b>	Mr. Ritesh Patel Mr. Akshay Udeshi
<b>Allotment Date :</b>	15 <sup>th</sup> December 2025
<b>Benchmark:</b>	Nifty Top 20 Equal Weight (TRI)
<b>Net AUM (Cr.)</b>	12.0984
<b>Tracking Error Value ~</b> Since Inception Tracking Error is	0.09%
<b>Exit Load:</b>	Please refer page no.90
<b>Plan Available:</b>	The Scheme does not offer any Plans/Options for investment

#### Minimum Investment Amount

**Market Maker:** Application for subscription of Units directly with the Fund in Creation Unit Size at NAV based prices in exchange of Portfolio Deposit and Cash Component.

**Large Investors:** Minimum amount of Rs. 25 crores for transacting directly with the AMC.

**Other investors (including Market Maker, Large Investors and Regulated Entities):** Units of the Scheme can be subscribed (in lots of 1 Unit) during the trading hours on all trading days on the NSE and BSE on which the Units are listed.

On exchange ( in multiple of 1 units) Directly with AMC ( in multiple of 3,00,000 units)

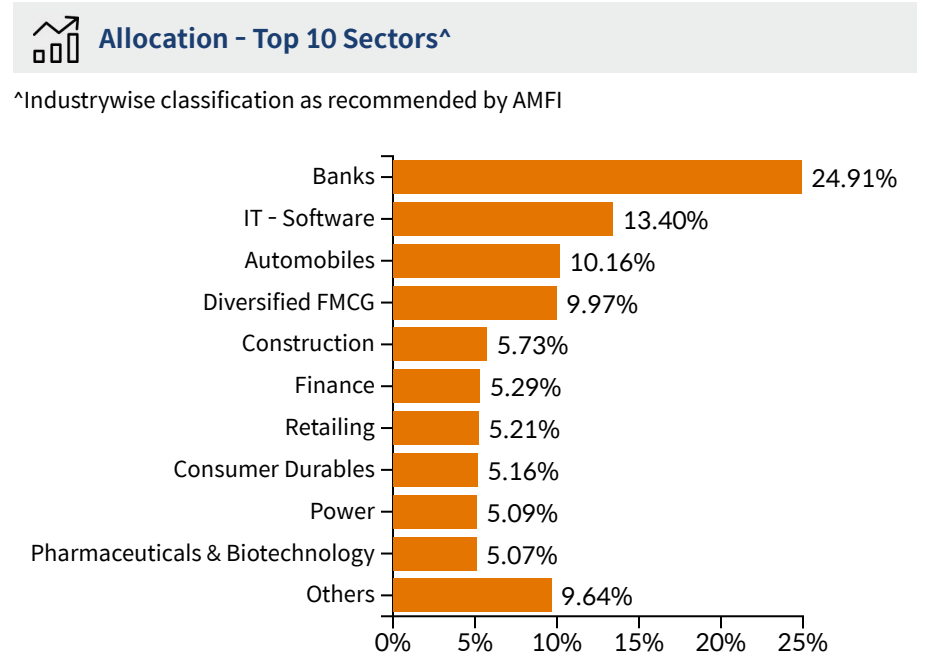
Net Asset Value (NAV)	
₹	8.4697 (Per Unit)

Market Makers	
Mirae Asset Capital Markets (India) Private Limited	
East India Securities Limited	
Kanjalochna Finsolve Private Limited	
Parwati Capital Market Private Limited	
Vaibhav Stock & Derivatives Broking Private Limited	
IRage Broking Services LLP	
Junomoneta Finsol Pvt Ltd	
Motilal Oswal Financial Services Limited <sup>^</sup>	
Obsidian Investment Pvt Ltd <sup>^^</sup>	

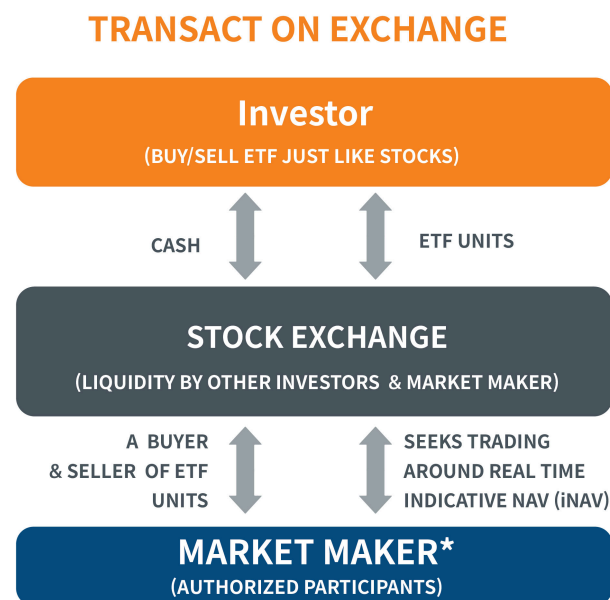
Others	
Live iNav is updated on Mirae Asset Mutual Fund website.	
NSE Symbol: TOP20	
BSE Code: 544660	
Bloomberg Code: MIANERG IN Equity	
Reuters Code: MIRA.NS	

Base Expense Ratio: 0.08%	
---------------------------	--

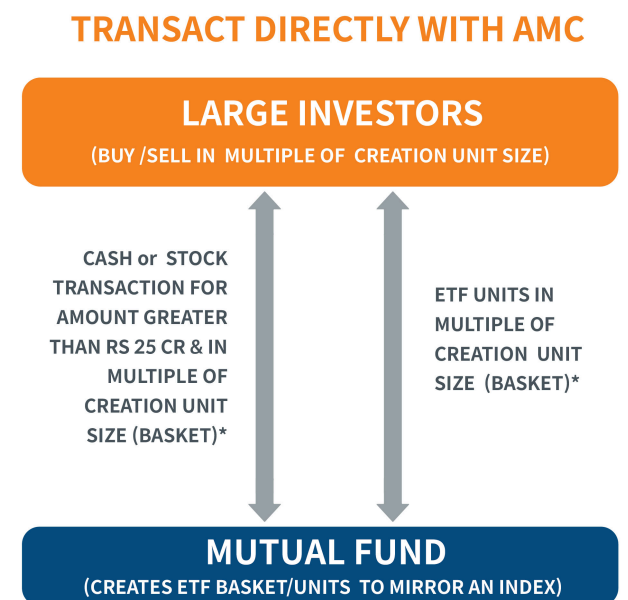
Portfolio Top 10 Holdings	
<b>Equity Shares</b>	
Larsen & Toubro Ltd.	5.73%
Axis Bank Ltd.	5.33%
Bajaj Finance Ltd.	5.29%
Eternal Ltd.	5.21%
Maruti Suzuki India Ltd.	5.20%
Kotak Mahindra Bank Ltd.	5.18%
Titan Company Ltd.	5.16%
Hindustan Unilever Ltd.	5.11%
NTPC Ltd.	5.09%
Sun Pharmaceutical Industries Ltd.	5.07%
Other Equities	47.26%
<b>Equity Holding Total</b>	<b>99.63%</b>
<b>Cash &amp; Other Receivables</b>	<b>0.37%</b>
<b>Total</b>	<b>100.00%</b>



## How to Trade in ETF ?



\* Market Makers are assigned by the AMC to provide continuous liquidity on the exchange around real time NAV (iNAV). They provide both buy and sell quotes.



\*Creation unit (basket) is the minimum portfolio size which the ETF deploy in the stocks of underlying index to create a replicable portfolio.

As per SEBI Regulation, from 1st July 2022 onwards, minimum purchase order for the transaction through AMC need to be greater than Rs. 25Cr. This limit doesn't apply to Employee Provident Fund Organisation, Recognized Provident Funds, Approved Gratuity Funds and Approved Superannuation Funds under Income Tax Act, 1961

Pursuant to clause 14.2.2 of Chapter 14 in SEBI master circular dated March 20, 2026, the scheme is in existence for less than 6 months, hence performance shall not be provided.

<sup>^</sup>Pursuant to notice cum addendum no. 25/2026, a Market Maker has been added w.e.f March 25, 2026.

<sup>^^</sup>Pursuant to notice cum addendum no. 37/2026, a Market Maker has been added w.e.f May 04, 2026.

# MIRAE ASSET NIFTY 500 HEALTHCARE ETF

**NSE Symbol: HEALTHCARE , BSE Scrip Code: 544701**

(Exchange Traded Fund (ETF) - An open-ended scheme replicating/tracking Nifty 500 Healthcare ETF Total Return Index)

Monthly Factsheet as on 31 May, 2026

Fund Information	
<b>Fund Managers :</b>	
Ms. Ekta Gala	
Mr. Ritesh Patel	
<b>Allotment Date :</b>	10 <sup>th</sup> February 2026
<b>Benchmark:</b>	Nifty 500 Healthcare (TRI)
<b>Net AUM (Cr.)</b>	12.0646
<b>Tracking Error Value ~</b> Since Inception Tracking Error is	0.26%
<b>Exit Load:</b>	Please refer page no.90
<b>Plan Available:</b>	The Scheme does not offer any Plans/Options for investment

#### Minimum Investment Amount

**Market Maker:** Application for subscription of Units directly with the Fund in Creation Unit Size at NAV based prices in exchange of Portfolio Deposit and Cash Component.

**Large Investors:** Minimum amount of Rs. 25 crores for transacting directly with the AMC.

**Other investors (including Market Maker, Large Investors and Regulated Entities):** Units of the Scheme can be subscribed (in lots of 1 Unit) during the trading hours on all trading days on the NSE and BSE on which the Units are listed.

On exchange ( in multiple of 1 units) Directly with AMC ( in multiple of 2,00,000 units)

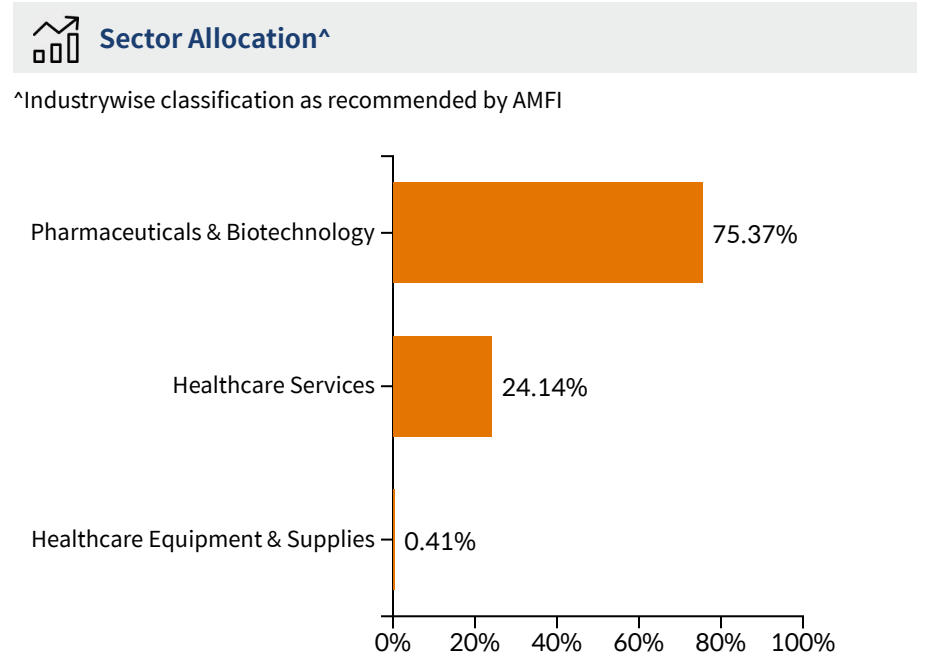
Net Asset Value (NAV)	
₹	19.8882 (Per Unit)

Market Makers	
Mirae Asset Capital Markets (India) Private Limited	
East India Securities Limited	
Kanjalochna Finsolve Private Limited	
Parwati Capital Market Private Limited	
Vaibhav Stock & Derivatives Broking Private Limited	
IRage Broking Services LLP	
Junomoneta Finsol Pvt Ltd	
Motilal Oswal Financial Services Limited <sup>^</sup>	
Obsidian Investment Pvt Ltd <sup>^^</sup>	

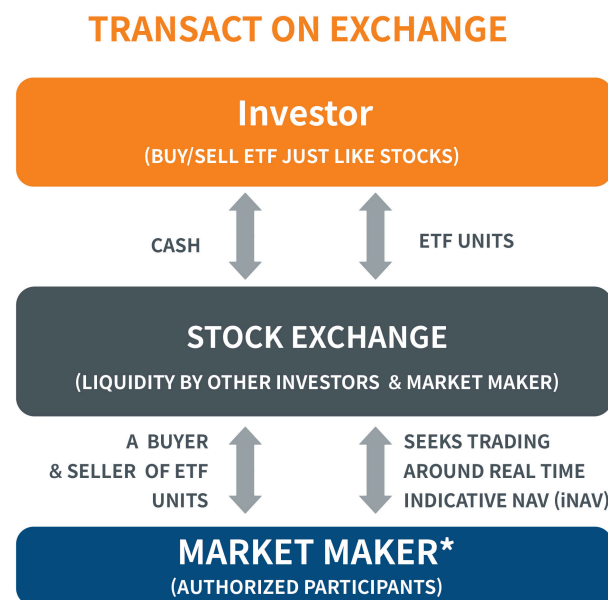
Others	
Live iNav is updated on Mirae Asset Mutual Fund website.	
NSE Symbol: HEALTHCARE	
BSE Code: 544701	
Bloomberg Code: MANHCRG IN EQUITY	
Reuters Code: MIRA.NS	

Base Expense Ratio: 0.12%	
---------------------------	--

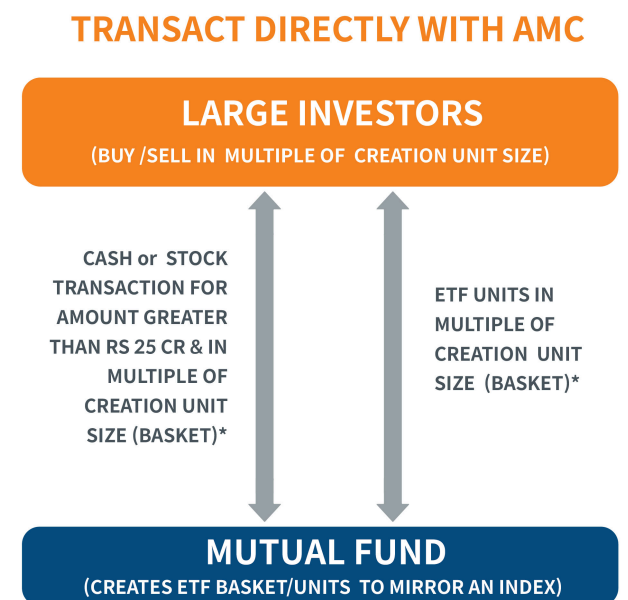
Portfolio Top 10 Holdings	
<b>Equity Shares</b>	
Sun Pharmaceutical Industries Ltd.	9.22%
Divi's Laboratories Ltd.	6.72%
Apollo Hospitals Enterprise Ltd.	6.68%
Dr. Reddy's Laboratories Ltd.	6.30%
Cipla Ltd.	6.25%
Max Healthcare Institute Ltd.	5.70%
Lupin Ltd.	4.36%
Laurus Labs Ltd.	4.20%
Fortis Healthcare Ltd.	3.84%
Torrent Pharmaceuticals Ltd.	3.66%
Other Equities	42.99%
<b>Equity Holding Total</b>	<b>99.92%</b>
<b>Cash &amp; Other Receivables</b>	<b>0.08%</b>
<b>Total</b>	<b>100.00%</b>



## How to Trade in ETF ?



<sup>\*</sup> Market Makers are assigned by the AMC to provide continuous liquidity on the exchange around real time NAV (iNAV). They provide both buy and sell quotes.



<sup>\*</sup>Creation unit (basket) is the minimum portfolio size which the ETF deploy in the stocks of underlying index to create a replicable portfolio.

As per SEBI Regulation, from 1st July 2022 onwards, minimum purchase order for the transaction through AMC need to be greater than Rs. 25Cr. This limit doesn't apply to Employee Provident Fund Organisation, Recognized Provident Funds, Approved Gratuity Funds and Approved Superannuation Funds under Income Tax Act, 1961

Pursuant to clause 14.2.2 of Chapter 14 in SEBI master circular dated March 20, 2026, the scheme is in existence for less than 6 months, hence performance shall not be provided.

<sup>^</sup>Pursuant to notice cum addendum no. 25/2026, a Market Maker has been added w.e.f March 25, 2026.

<sup>^^</sup>Pursuant to notice cum addendum no. 37/2026, a Market Maker has been added w.e.f May 04, 2026.

# MIRAE ASSET NIFTY INDIA INFRASTRUCTURE & LOGISTICS ETF

**NSE Symbol: INFRA , BSE Scrip Code: 544704**

(Exchange Traded Fund (ETF) - An open-ended scheme replicating/tracking Nifty India Infrastructure & Logistics Total Return Index)

Monthly Factsheet as on 31 May, 2026

Fund Information	
<b>Fund Managers@ :</b>	
Ms. Ekta Gala	
Mr. Vishal Singh	
<b>Allotment Date :</b>	12 <sup>th</sup> February 2026
<b>Benchmark:</b>	Nifty India Infrastructure & Logistics (TRI)
<b>Net AUM (Cr.)</b>	9.8744
<b>Tracking Error Value ~ Since Inception Tracking Error is</b>	0.14%
<b>Exit Load:</b>	Please refer page no.91
<b>Plan Available:</b>	The Scheme does not offer any Plans/Options for investment

#### Minimum Investment Amount

**Market Maker:** Application for subscription of Units directly with the Fund in Creation Unit Size at NAV based prices in exchange of Portfolio Deposit and Cash Component.

**Large Investors:** Minimum amount of Rs. 25 crores for transacting directly with the AMC.

**Other investors (including Market Maker, Large Investors and Regulated Entities):** Units of the Scheme can be subscribed (in lots of 1 Unit) during the trading hours on all trading days on the NSE and BSE on which the Units are listed.

On exchange ( in multiple of 1 units) Directly with AMC ( in multiple of 5,00,000 units)

#### Net Asset Value (NAV)

₹ 12.2009 (Per Unit)

#### Market Makers

Mirae Asset Capital Markets (India) Private Limited  
East India Securities Limited  
Kanjalochna Finserve Private Limited  
Parwati Capital Market Private Limited  
Vaibhav Stock & Derivatives Broking Private Limited  
IRage Broking Services LLP  
Junomoneta Finsol Pvt Ltd  
Motilal Oswal Financial Services Limited^  
Obsidian Investment Pvt Ltd^^

#### Others

Live iNav is updated on Mirae Asset Mutual Fund website.

NSE Symbol: INFRA

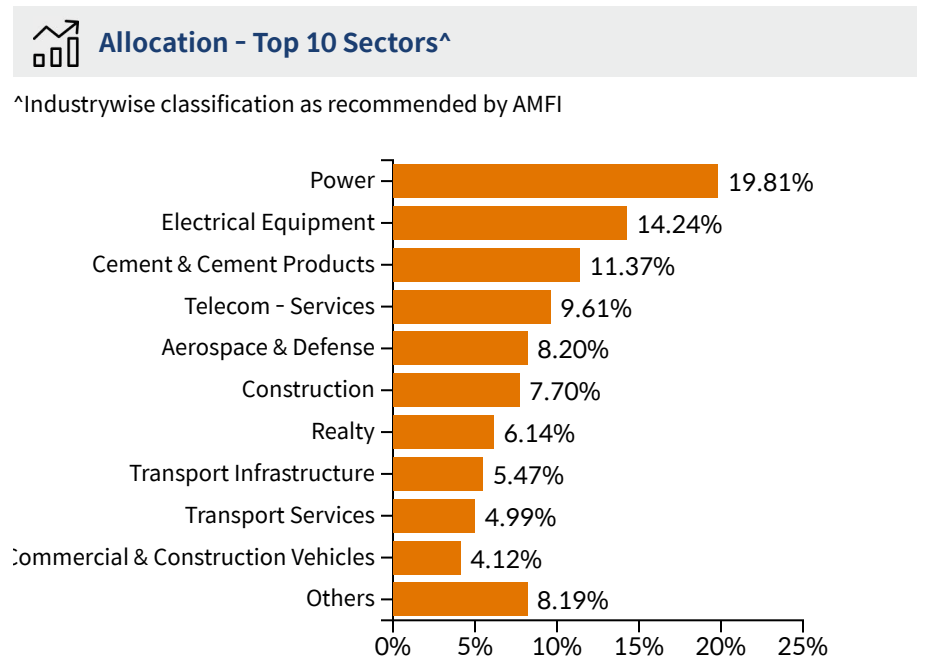
BSE Code: 544704

Bloomberg Code: MANILRG IN EQUITY

Reuters Code: MIRA.NS

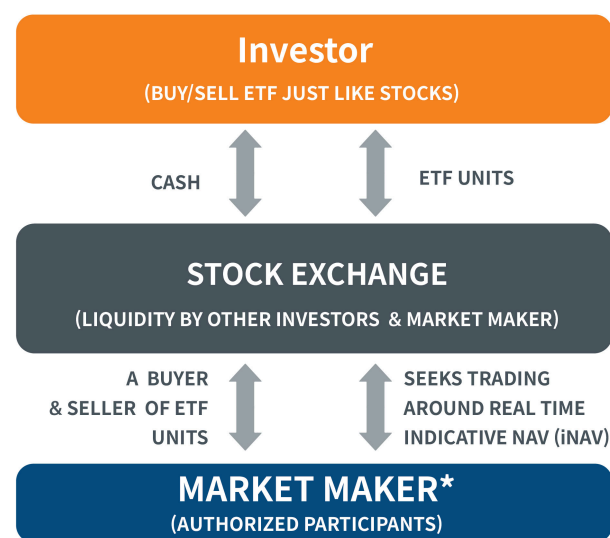
#### Base Expense Ratio: 0.18%

Portfolio Top 10 Holdings	
<b>Equity Shares</b>	
Larsen & Toubro Ltd.	5.11%
Bharti Airtel Ltd.	5.05%
NTPC Ltd.	4.87%
Bharat Electronics Ltd.	4.52%
Ultratech Cement Ltd.	4.17%
Adani Ports and Special Economic Zone Ltd.	4.09%
Grasim Industries Ltd.	3.65%
Power Grid Corporation of India Ltd.	3.55%
Interglobe Aviation Ltd.	3.06%
Adani Power Ltd.	2.72%
Other Equities	59.05%
<b>Equity Holding Total</b>	<b>99.84%</b>
<b>Cash &amp; Other Receivables</b>	<b>0.16%</b>
<b>Total</b>	<b>100.00%</b>



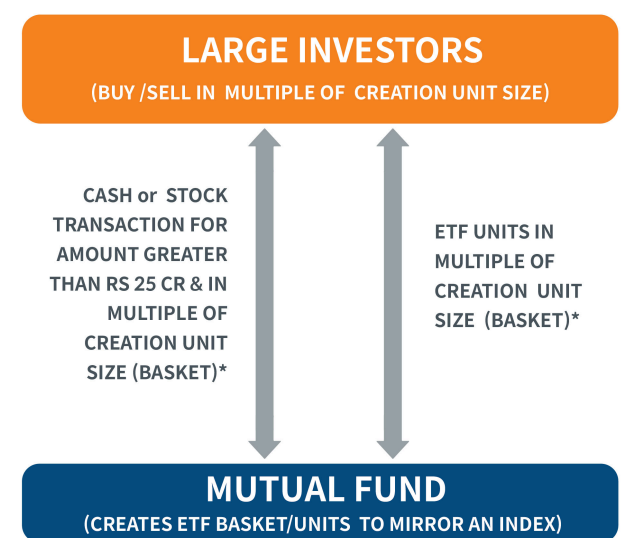
#### How to Trade in ETF ?

##### TRANSACTION ON EXCHANGE



\* Market Makers are assigned by the AMC to provide continuous liquidity on the exchange around real time NAV (iNAV). They provide both buy and sell quotes.

##### TRANSACTION DIRECTLY WITH AMC



\*Creation unit (basket) is the minimum portfolio size which the ETF deploy in the stocks of underlying index to create a replicable portfolio.

As per SEBI Regulation, from 1st July 2022 onwards, minimum purchase order for the transaction through AMC need to be greater than Rs. 25Cr. This limit doesn't apply to Employee Provident Fund Organisation, Recognized Provident Funds, Approved Gratuity Funds and Approved Superannuation Funds under Income Tax Act, 1961

Pursuant to clause 14.2.2 of Chapter 14 in SEBI master circular dated March 20, 2026, the scheme is in existence for less than 6 months, hence performance shall not be provided.

^Pursuant to notice cum addendum no. 25/2026, a Market Maker has been added w.e.f March 25, 2026.

@ Pursuant to notice cum addendum no. 25/2026, Fund Manager of the scheme has been changed with effect from March 25, 2026.

^^Pursuant to notice cum addendum no. 37/2026, a Market Maker has been added w.e.f May 04, 2026.

# MIRAE ASSET BSE INDIA DEFENCE ETF

NSE Symbol: DEFENCE , BSE Scrip Code: 544705

(Exchange Traded Fund (ETF) - An open-ended scheme replicating/tracking BSE India Defence Total Return Index)

Monthly Factsheet as on 31 May, 2026

## Fund Information

**Fund Managers@ :**  
Ms. Ekta Gala  
Mr. Vishal Singh

---

**Allotment Date :** 13<sup>th</sup> February 2026

---

**Benchmark:** BSE India Defence (TRI)

---

**Net AUM (Cr.)** 96.1262

---

**Tracking Error Value ~** 0.26%  
Since Inception Tracking Error is

---

**Exit Load:** Please refer page no.91

---

**Plan Available:** The Scheme does not offer any Plans/Options for investment

### Minimum Investment Amount

**Market Maker:** Application for subscription of Units directly with the Fund in Creation Unit Size at NAV based prices in exchange of Portfolio Deposit and Cash Component.

**Large Investors:** Minimum amount of Rs. 25 crores for transacting directly with the AMC.

**Other investors (including Market Maker, Large Investors and Regulated Entities):** Units of the Scheme can be subscribed (in lots of 1 Unit) during the trading hours on all trading days on the NSE and BSE on which the Units are listed.

On exchange ( in multiple of 1 units) Directly with AMC ( in multiple of 65,000 units)

## Net Asset Value (NAV)

₹ 75.7851 (Per Unit)

## Market Makers

Mirae Asset Capital Markets (India) Private Limited  
East India Securities Limited  
Kanjalochna Finserve Private Limited  
Parwati Capital Market Private Limited  
Vaibhav Stock & Derivatives Broking Private Limited  
IRage Broking Services LLP  
Junomoneta Finsol Pvt Ltd  
Motilal Oswal Financial Services Limited<sup>^</sup>  
Obsidian Investment Pvt Ltd<sup>^^</sup>

## Others

Live iNav is updated on Mirae Asset Mutual Fund website.

NSE Symbol: DEFENCE

BSE Code: 544705

Bloomberg Code: MABINRG IN EQUITY

Reuters Code: MIRA.NS

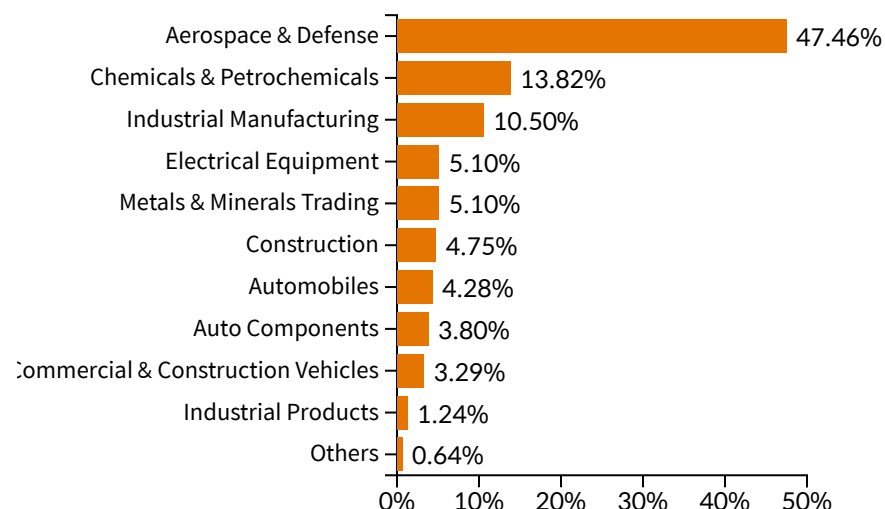
## Base Expense Ratio: 0.28%

## Portfolio Top 10 Holdings

Equity Shares	
Hindustan Aeronautics Ltd.	14.40%
Solar Industries India Ltd.	13.64%
Bharat Electronics Ltd.	12.13%
Mazagon Dock Shipbuilders Ltd.	5.76%
MTAR technologies Ltd.	5.10%
Adani Enterprises Ltd.	5.10%
Larsen & Toubro Ltd.	4.75%
Mahindra & Mahindra Ltd.	4.28%
Cochin Shipyard Ltd.	3.78%
Data Patterns (India) Ltd.	3.66%
Other Equities	27.38%
<b>Equity Holding Total</b>	<b>99.98%</b>
<b>Cash &amp; Other Receivables</b>	<b>0.02%</b>
<b>Total</b>	<b>100.00%</b>

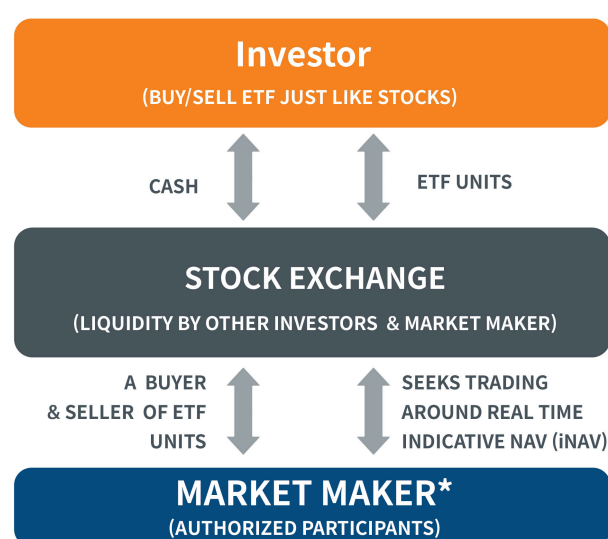
## Allocation - Top 10 Sectors<sup>^</sup>

<sup>^</sup>Industrywise classification as recommended by AMFI



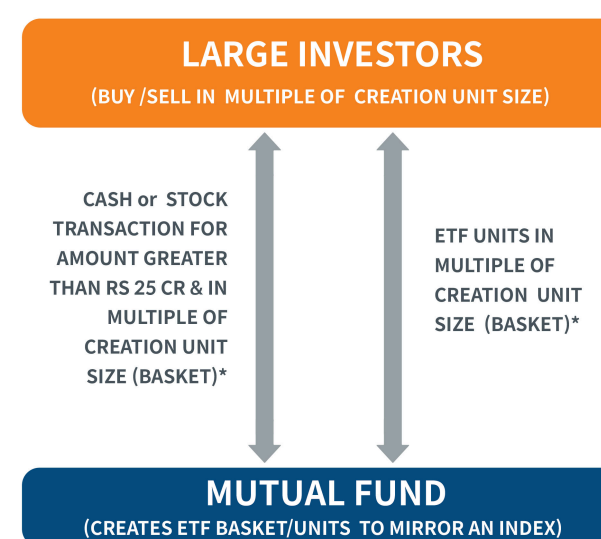
## How to Trade in ETF ?

### TRANSACTION ON EXCHANGE



<sup>\*</sup> Market Makers are assigned by the AMC to provide continuous liquidity on the exchange around real time NAV (iNAV). They provide both buy and sell quotes.

### TRANSACTION DIRECTLY WITH AMC



<sup>\*</sup>Creation unit (basket) is the minimum portfolio size which the ETF deploy in the stocks of underlying index to create a replicable portfolio.

As per SEBI Regulation, from 1st July 2022 onwards, minimum purchase order for the transaction through AMC need to be greater than Rs. 25Cr. This limit doesn't apply to Employee Provident Fund Organisation, Recognized Provident Funds, Approved Gratuity Funds and Approved Superannuation Funds under Income Tax Act, 1961

Pursuant to clause 14.2.2 of Chapter 14 in SEBI master circular dated March 20, 2026, the scheme is in existence for less than 6 months, hence performance shall not be provided.

<sup>^</sup>Pursuant to notice cum addendum no. 25/2026, a Market Maker has been added w.e.f March 25, 2026.

<sup>@</sup> Pursuant to notice cum addendum no. 25/2026, Fund Manager of the scheme has been changed with effect from March 25, 2026.

<sup>^^</sup>Pursuant to notice cum addendum no. 37/2026, a Market Maker has been added w.e.f May 04, 2026.

# MIRAE ASSET NIFTY 500 VALUE 50 ETF

NSE Symbol: VALUE , BSE Scrip Code: 544737

(Exchange Traded Fund (ETF) - An open-ended scheme replicating/tracking Nifty 500 Value 50 ETF Total Return Index)

Monthly Factsheet as on 31 May, 2026

## Fund Information

<b>Fund Managers :</b>	
Ms. Ekta Gala	
Mr. Akshay Udeshi	
<b>Allotment Date :</b>	20 <sup>th</sup> March 2026
<b>Benchmark:</b>	Nifty 500 Value 50 (TRI)
<b>Net AUM (Cr.)</b>	12.4536
<b>Tracking Error Value ~</b> Since Inception Tracking Error is	0.49%
<b>Exit Load:</b>	Please refer page no.91
<b>Plan Available:</b>	The Scheme does not offer any Plans/Options for investment

**Minimum Investment Amount**  
**Market Maker:** Application for subscription of Units directly with the Fund in Creation Unit Size at NAV based prices in exchange of Portfolio Deposit and Cash Component.

**Large Investors:** Minimum amount of Rs. 25 crores for transacting directly with the AMC.

**Other investors (including Market Maker, Large Investors and Regulated Entities):** Units of the Scheme can be subscribed (in lots of 1 Unit) during the trading hours on all trading days on the NSE and BSE on which the Units are listed.

On exchange ( in multiple of 1 units) Directly with AMC ( in multiple of 2,00,000 units)

## Net Asset Value (NAV)

₹ 16.6440 (Per Unit)

## Market Makers

Mirae Asset Capital Markets (India) Private Limited  
East India Securities Limited  
Kanjalochna Finsolve Private Limited  
Parwati Capital Market Private Limited  
Vaibhav Stock & Derivatives Broking Private Limited  
IRage Broking Services LLP  
Junomoneta Finsol Pvt Ltd  
Motilal Oswal Financial Services Limited<sup>^</sup>  
Obsidian Investment Pvt Ltd<sup>^^</sup>

## Others

Live iNav is updated on Mirae Asset Mutual Fund website.

NSE Symbol: VALUE

BSE Code: 544737

Bloomberg Code: MANVERG IN EQUITY

Reuters Code: MIRA.NS

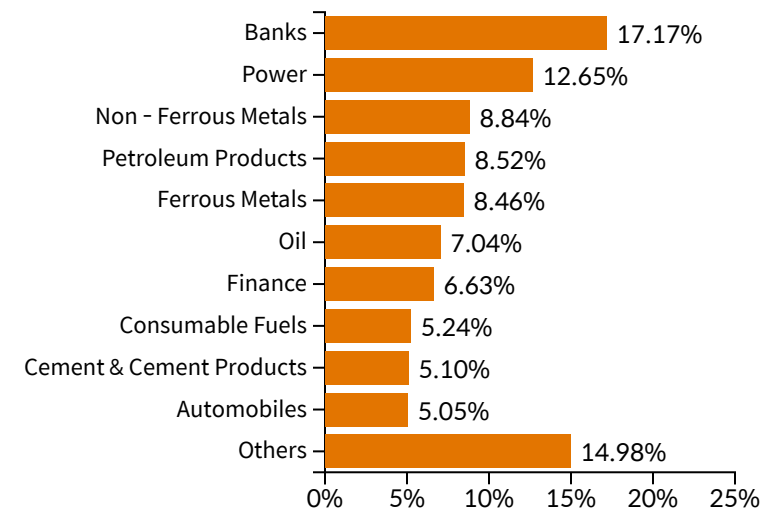
## Base Expense Ratio: 0.18%

## Portfolio Top 10 Holdings

<b>Equity Shares</b>	
Hindalco Industries Ltd.	5.94%
Tata Steel Ltd.	5.66%
NTPC Ltd.	5.50%
Coal India Ltd.	5.24%
Oil & Natural Gas Corporation Ltd.	5.21%
Grasim Industries Ltd.	5.10%
Tata Motors Passenger Vehicles Ltd.	5.05%
Power Grid Corporation of India Ltd.	5.04%
State Bank of India	4.59%
Bharat Petroleum Corporation Ltd.	3.13%
Other Equities	49.22%
<b>Equity Holding Total</b>	<b>99.68%</b>
<b>Cash &amp; Other Receivables</b>	<b>0.32%</b>
<b>Total</b>	<b>100.00%</b>

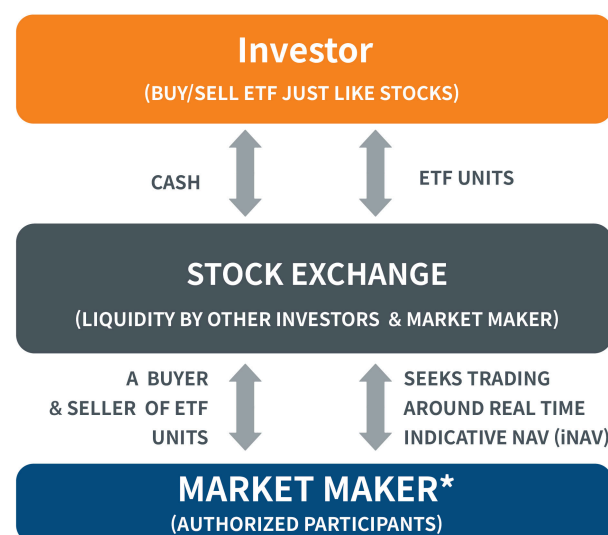
## Allocation - Top 10 Sectors<sup>^</sup>

<sup>^</sup>Industrywise classification as recommended by AMFI



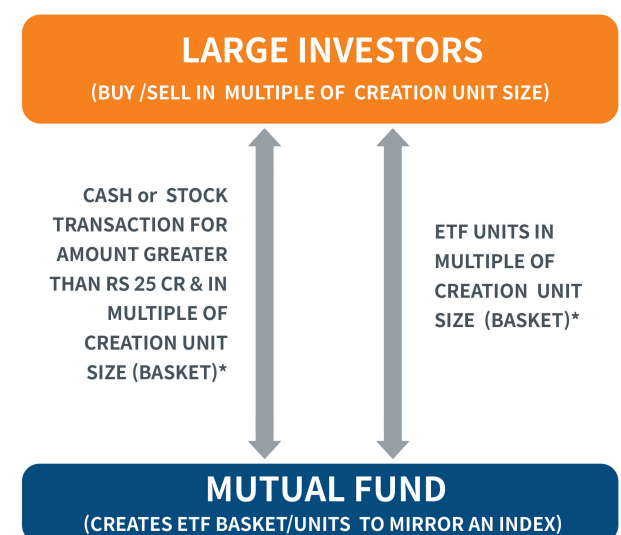
## How to Trade in ETF ?

### TRANSACTION ON EXCHANGE



<sup>\*</sup> Market Makers are assigned by the AMC to provide continuous liquidity on the exchange around real time NAV (iNAV). They provide both buy and sell quotes.

### TRANSACTION DIRECTLY WITH AMC



<sup>\*</sup>Creation unit (basket) is the minimum portfolio size which the ETF deploy in the stocks of underlying index to create a replicable portfolio.

As per SEBI Regulation, from 1st July 2022 onwards, minimum purchase order for the transaction through AMC need to be greater than Rs. 25Cr. This limit doesn't apply to Employee Provident Fund Organisation, Recognized Provident Funds, Approved Gratuity Funds and Approved Superannuation Funds under Income Tax Act, 1961

Pursuant to clause 14.2.2 of Chapter 14 in SEBI master circular dated March 20, 2026, the scheme is in existence for less than 6 months, hence performance shall not be provided.

<sup>^</sup>Pursuant to notice cum addendum no. 25/2026, a Market Maker has been added w.e.f March 25, 2026.

<sup>^^</sup>Pursuant to notice cum addendum no. 37/2026, a Market Maker has been added w.e.f May 04, 2026.

# MIRAE ASSET NIFTY 100 ESG SECTOR LEADERS ETF

NSE Symbol: ESG , BSE Scrip Code: 543246

(Exchange Traded Fund (ETF) - An open ended scheme replicating/tracking Nifty 100 ESG Sector Leaders Total Return Index)

Monthly Factsheet as on 31 May, 2026

## Fund Information

**Fund Managers@ :**  
Ms. Ekta Gala  
Mr. Vishal Singh

**Allotment Date :** 17<sup>th</sup> November 2020

**Benchmark:** Nifty 100 ESG Sector Leaders Index (TRI)

**Net AUM (Cr.)** 97.7583

**Tracking Error Value ~ 1 Year Tracking Error is** 0.08%

**Exit Load:** Please refer page no.92

**Plan Available:** The Scheme does not offer any Plans/Options for investment

**Minimum Investment Amount**

**Market Maker:** Application for subscription of Units directly with the Fund in Creation Unit Size at NAV based prices in exchange of Portfolio Deposit and Cash Component.

**Large Investors:** Minimum amount of ₹25 crores for transacting directly with the AMC.

**Other investors (including Market Maker, Large Investors and Regulated Entities):** Units of the Scheme can be subscribed (in lots of 1 Unit) during the trading hours on all trading days on the NSE and BSE on which the Units are listed.

On exchange (in multiple of 1 units), Directly with AMC or Market Maker (in multiple of 1,25,000 units)

## Net Asset Value (NAV)

₹ 40.2915 (Per Unit)

## Market Makers

Mirae Asset Capital Markets (India) Private Limited  
East India Securities Limited  
Kanjalochna Finserve Private Limited  
Parwati Capital Market Private Limited  
Vaibhav Stock & Derivatives Broking Private Limited  
iRage Broking Services LLP  
Junomoneta Finsol Pvt Ltd  
Motilal Oswal Financial Services Limited<sup>^</sup>  
Obsidian Investment Pvt Ltd<sup>^^</sup>

## Others

Live iNav is updated on Mirae Asset Mutual Fund website.

NSE Symbol: ESG  
BSE Code: 543246  
Bloomberg Code: ESG IN Equity  
Reuters Code: MIRA.NS

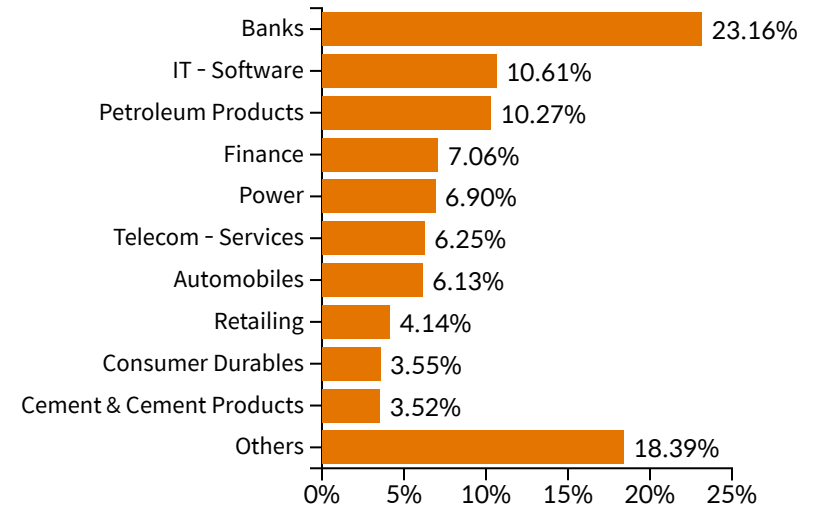
## Base Expense Ratio: 0.35%

## Portfolio Holdings

Equity Shares	ESG Score*
<b>Equity Holdings</b>	
ICICI Bank Ltd.	9.67% 76.70
HDFC Bank Ltd.	9.37% 80.10
Reliance Industries Ltd.	9.01% 68.00
Bharti Airtel Ltd.	6.25% 74.80
Infosys Ltd.	4.53% 80.90
Axis Bank Ltd.	4.11% 81.70
Mahindra & Mahindra Ltd.	3.03% 77.90
Bajaj Finance Ltd.	2.70% 78.70
Tata Consultancy Services Ltd.	2.57% 70.60
Hindustan Unilever Ltd.	2.13% 77.20
NTPC Ltd.	2.04% 62.80
Eternal Ltd.	2.01% 70.30
Maruti Suzuki India Ltd.	1.92% 76.60
Tata Steel Ltd.	1.91% 69.30
Titan Company Ltd.	1.87% 71.10
Hindalco Industries Ltd.	1.82% 68.40
Ultratech Cement Ltd.	1.51% 71.10
Adani Ports and Special Economic Zone Ltd.	1.48% 74.60
Shriram Finance Ltd.	1.48% 81.10
Power Grid Corporation of India Ltd.	1.46% 61.90
HCL Technologies Ltd.	1.39% 79.40
Asian Paints Ltd.	1.34% 74.10
Grasim Industries Ltd.	1.32% 67.80
Nestle India Ltd.	1.13% 70.80
Adani Power Ltd.	1.12% 64.90
Tech Mahindra Ltd.	1.05% 77.90
Trent Ltd.	1.04% 68.90
Apollo Hospitals Enterprise Ltd.	0.94% 67.10
SBI Life Insurance Co. Ltd.	0.91% 74.20
TVS Motor Company Ltd.	0.88% 73.30
Jio Financial Services Ltd.	0.87% 77.20
Adani Enterprises Ltd.	0.85% 64.80
Max Healthcare Institute Ltd.	0.80% 75.10
Tata Power Company Ltd.	0.78% 68.10
Cholamandalam Investment & Finance Co. Ltd.	0.73% 79.80
HDFC Life Insurance Company Ltd.	0.71% 76.00
CG Power and Industrial Solutions Ltd.	0.70% 64.70
Power Finance Corporation Ltd.	0.69% 74.30
Britannia Industries Ltd.	0.68% 64.20
Bharat Petroleum Corporation Ltd.	0.67% 63.90
Avenue Supermarts Ltd.	0.66% 70.00
Wipro Ltd.	0.65% 78.30
Adani Energy Solutions Ltd.	0.58% 74.20
Indian Oil Corporation Ltd.	0.58% 61.30
Adani Green Energy Ltd.	0.55% 71.20
Torrent Pharmaceuticals Ltd.	0.51% 69.60
Pidilite Industries Ltd.	0.51% 69.40
GAIL (India) Ltd.	0.49% 68.90
ICICI Lombard General Insurance Company Ltd.	0.48% 79.40
REC Ltd.	0.47% 79.30
Godrej Consumer Products Ltd.	0.46% 76.40
Info Edge (India) Ltd.	0.42% 74.40
ABB India Ltd.	0.42% 72.20
DLF Ltd.	0.42% 70.00
LTM Ltd.	0.42% 78.90
Siemens Ltd.	0.38% 61.50
Shree Cement Ltd.	0.37% 66.40
JSW Energy Ltd.	0.36% 70.00
Bosch Ltd.	0.35% 70.30
Havells India Ltd.	0.33% 70.90
Hindustan Zinc Ltd.	0.31% 67.80
Hyundai Motor India Ltd.	0.31% 69.10
Ambuja Cements Ltd.	0.30% 66.60
Bajaj Housing Finance Ltd.	0.10% 76.60
<b>Equity Holdings Total</b>	<b>99.98% 73.86</b> Weighted Average Fund Score
<b>Cash &amp; Other Receivables</b>	
TREPS/Reverse Repo	0.01%
Net Receivables / (Payables)	0.01%
<b>Cash &amp; Other Receivables Total</b>	<b>0.02%</b>
<b>Total</b>	<b>100.00%</b>

## Allocation - Top 10 Sectors^

^Industrywise classification as recommended by AMFI



## Performance Report

Period	Mirae Asset Nifty 100 ESG Sector Leaders ETF	Scheme Benchmark*	Additional Benchmark**
Last 1 Year	-3.97%	-3.49%	-7.21%
Last 3 Years	10.34%	11.02%	7.32%
Last 5 Years	8.74%	9.42%	8.85%
Since Inception	11.25%	11.98%	11.35%
Value of Rs. 10000 invested Since Inception	₹18,032	₹18,697	₹18,125
NAV as on 29 <sup>th</sup> May, 2026	₹40.2915		
Index Value 29 <sup>th</sup> May, 2026		Index Value of Scheme Benchmark is ₹4,607.1300 and BSE Sensex (TRI) is ₹1,17,657.2429	
Allotment Date	17 <sup>th</sup> November 2020		
Scheme Benchmark	*Nifty 100 ESG Sector Leaders Index (TRI)		
Additional Benchmark	**BSE Sensex (TRI)		

Fund Managers : Ms. Ekta Gala (since November 17, 2020), Mr. Vishal Singh<sup>@</sup> (since March 25, 2026)  
Note: Returns (%) for less than 1 year calculated on simple annualized basis, others are CAGR- Compounded Annualized Growth returns.  
Latest available NAV has been taken for return calculation wherever applicable

### Past Performance may or may not be sustained in future.

Note: For computation of since inception returns (%) the allotment NAV has been taken as ₹22.3440.

Note:1. The reference and details provided here in are of Regular Plan - Growth Option

\* Note: This section contains information developed by Stakeholders Empowerment Services. Such information and data are proprietary of Stakeholders Empowerment Services and/or its third party suppliers (Third Party Data) and are provided for informational purposes only. They do not constitute an endorsement of any product or project, nor an investment advice and are not warranted to be complete, timely, accurate or suitable for a particular purpose. Their use is subject to conditions available at <https://www.sesgovernance.com/>

<sup>@</sup>Pursuant to notice cum addendum no. 25/2026, a Market Maker has been added w.e.f March 25, 2026.

<sup>©</sup>Pursuant to notice cum addendum no. 25/2026, Fund Manager of the scheme has been changed with effect from March 25, 2026.

<sup>^^</sup>Pursuant to notice cum addendum no. 37/2026, a Market Maker has been added w.e.f May 04, 2026.

The performance of other funds managed by the same fund manager is given in the respective page of the schemes and on page No. 107, 108, 109, 110, 111, 113, 114, 115, 116, 117, 118, 119, 120, 121, 122

# MIRAE ASSET NYSE FANG + ETF

NSE Symbol: MAFANG , BSE Scrip Code: 543291

(Exchange Traded Fund (ETF) - An open ended scheme replicating/tracking NYSE FANG + Total Return Index)

Monthly Factsheet as on 31 May, 2026

## Fund Information

<b>Fund Managers :</b>	Mr. Siddharth Srivastava
<b>Allotment Date :</b>	6 <sup>th</sup> May 2021
<b>Benchmark:</b>	NYSE FANG + Index (TRI) (INR)
<b>Net AUM (Cr.)</b>	4,258.0587
<b>Tracking Error Value ~</b> 1 Year Tracking Error is	0.04%
<b>Exit Load:</b>	Please refer page no.92
<b>Plan Available:</b>	The Scheme does not offer any Plans/Options for investment

### Minimum Investment Amount

**Market Maker:** Application for subscription of Units directly with the Fund in Creation Unit Size at NAV based prices in exchange of Portfolio Deposit and Cash Component.

**Large Investors:** Minimum amount of ₹25 crores for transacting directly with the AMC.

**Other investors (including Market Maker, Large Investors and Regulated Entities):** Units of the Scheme can be subscribed (in lots of 1 Unit) during the trading hours on all trading days on the NSE and BSE on which the Units are listed.

On exchange (in multiple of 1 units), Directly with AMC or Market Maker (in multiple of 2,00,000 units)

## Net Asset Value (NAV)

₹ 172.1855 (Per Unit)

## Market Makers

Mirae Asset Capital Markets (India) Private Limited  
East India Securities Limited  
Kanjalochna Finserve Private Limited  
Parwati Capital Market Private Limited  
Vaibhav Stock & Derivatives Broking Private Limited  
IRage Broking Services LLP  
Junomoneta Finsol Pvt Ltd  
Motilal Oswal Financial Services Limited<sup>^</sup>  
Obsidian Investment Pvt Ltd<sup>^^</sup>

## Others

Live iNav is updated on Mirae Asset Mutual Fund website.

NSE Symbol: MAFANG

BSE Code: 543291

Bloomberg Code: MAFANG IN Equity

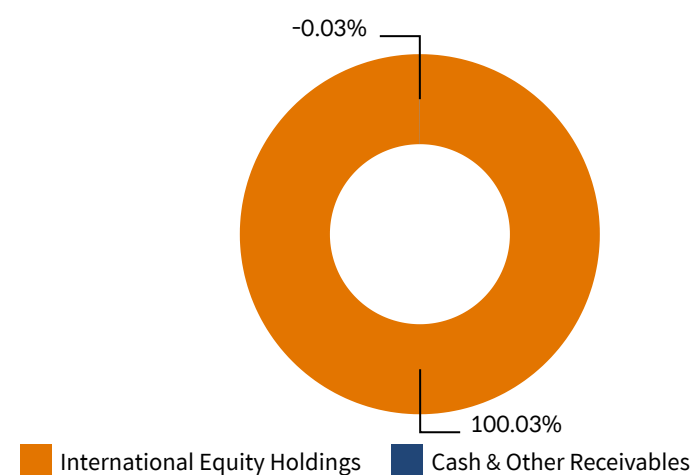
Reuters Code: MIRA.NS

## Base Expense Ratio: 0.55%

## Portfolio Top 10 Holdings

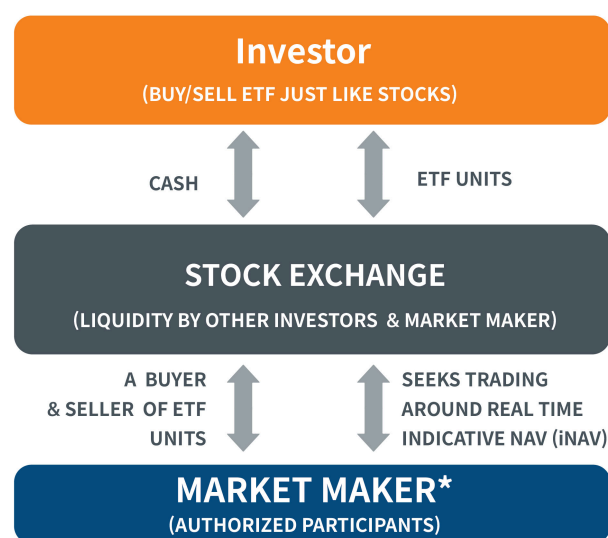
<b>Equity Shares</b>	
Micron Technology Inc	16.73%
Broadcom Inc	11.25%
Amazon.Com Inc	10.26%
Apple Inc.	9.93%
Alphabet Inc.	9.84%
Nvidia Corporation	9.31%
Microsoft Corporation	9.14%
Meta Platforms	8.17%
Palantir Technologies Inc. Class A	8.15%
Netflix Inc.	7.23%
Other Equities	0.02%
<b>Equity Holding Total</b>	<b>100.03%</b>
<b>Cash &amp; Other Receivables</b>	<b>-0.03%</b>
<b>Total</b>	<b>100.00%</b>

## Overall Asset Allocation



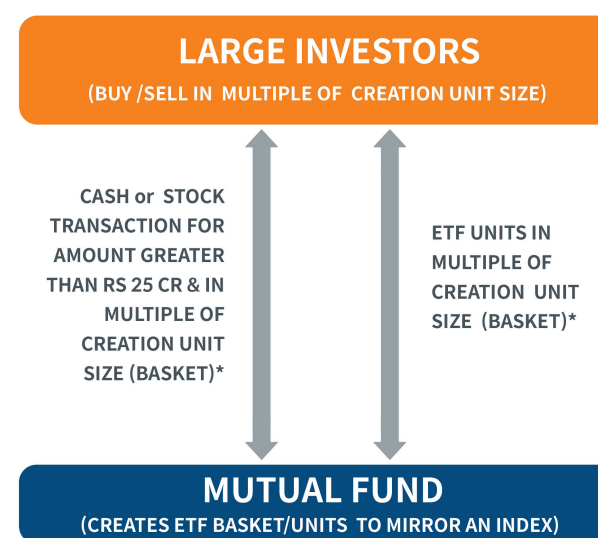
## How to Trade in ETF ?

### TRANSACTION ON EXCHANGE



\* Market Makers are assigned by the AMC to provide continuous liquidity on the exchange around real time NAV (INAV). They provide both buy and sell quotes.

### TRANSACTION DIRECTLY WITH AMC



\*Creation unit (basket) is the minimum portfolio size which the ETF deploy in the stocks of underlying index to create a replicable portfolio.

As per SEBI Regulation, from 1st July 2022 onwards, minimum purchase order for the transaction through AMC need to be greater than Rs. 25Cr. This limit doesn't apply to Employee Provident Fund Organisation, Recognized Provident Funds, Approved Gratuity Funds and Approved Superannuation Funds under Income Tax Act, 1961

## Performance Report

Period	Mirae Asset NYSE FANG + ETF	Scheme Benchmark*	Additional Benchmark**
Last 1 Year	48.05%	49.10%	-7.21%
Last 3 Years	42.97%	44.07%	7.32%
Last 5 Years	28.95%	29.86%	9.09%
Since Inception	28.37%	29.15%	10.05%
Value of Rs. 10000 invested Since Inception	₹35,431	₹36,537	₹16,240
NAV as on 29 <sup>th</sup> May, 2026	₹172.1855		
Index Value 29 <sup>th</sup> May, 2026		Index Value of Scheme Benchmark is ₹24,364.6595 and BSE Sensex (TRI) is ₹1,17,657.2429	
Allotment Date	6 <sup>th</sup> May 2021		
Scheme Benchmark		*NYSE FANG + Index (TRI) (INR)	
Additional Benchmark		**BSE Sensex (TRI)	

Fund Managers : Mr. Siddharth Srivastava (since May 06, 2021)

Note: Returns (%) for less than 1 year calculated on simple annualized basis, others are CAGR- Compounded Annualized Growth returns. Latest available NAV has been taken for return calculation wherever applicable

### Past Performance may or may not be sustained in future.

Note: For computation of since inception returns (%) the allotment NAV has been taken as ₹48.5970

Note:1. The reference and details provided here in are of Regular Plan - Growth Option

<sup>^</sup>Pursuant to notice cum addendum no. 25/2026, a Market Maker has been added w.e.f March 25, 2026.

<sup>^^</sup>Pursuant to notice cum addendum no. 37/2026, a Market Maker has been added w.e.f May 04, 2026.

The performance of other funds managed by the same fund manager is given in the respective page of the schemes and on page No. 108, 109, 110, 112, 115

# MIRAE ASSET S&P 500 TOP 50 ETF

NSE Symbol: MASPTOP50 , BSE Scrip Code: 543365

(Exchange Traded Fund (ETF) - An open ended scheme replicating/tracking S&P 500 Top 50 Total Return Index)

Monthly Factsheet as on 31 May, 2026

## Fund Information

<b>Fund Managers :</b>	Mr. Siddharth Srivastava
<b>Allotment Date :</b>	20 <sup>th</sup> September 2021
<b>Benchmark:</b>	S&P 500 Top 50 (TRI) (INR)
<b>Net AUM (Cr.)</b>	1,159.7309
<b>Tracking Error Value ~ 1 Year Tracking Error is</b>	0.04%
<b>Exit Load:</b>	Please refer page no.92
<b>Plan Available:</b>	The Scheme does not offer any Plans/Options for investment

### Minimum Investment Amount

**Market Maker:** Application for subscription of Units directly with the Fund in Creation Unit Size at NAV based prices in exchange of Portfolio Deposit and Cash Component.

**Large Investors:** Minimum amount of ₹25 crores for transacting directly with the AMC.

**Other investors (including Market Maker, Large Investors and Regulated Entities):** Units of the Scheme can be subscribed (in lots of 1 Unit) during the trading hours on all trading days on the NSE and BSE on which the Units are listed.

On exchange in multiple of 1 unit With AMC In multiples of 5,50,000 units

## Net Asset Value (NAV)

₹ 68.7785 (Per Unit)

## Market Makers

Mirae Asset Capital Markets (India) Private Limited  
East India Securities Limited  
Kanjalochna Finserve Private Limited  
Parwati Capital Market Private Limited  
Vaibhav Stock & Derivatives Broking Private Limited  
IRage Broking Services LLP  
Junomoneta Finsol Pvt Ltd  
Motilal Oswal Financial Services Limited<sup>^</sup>  
Obsidian Investment Pvt Ltd<sup>^^</sup>

## Others

Live iNav is updated on Mirae Asset Mutual Fund website.

NSE Symbol: MASPTOP50

BSE Code: 543365

Bloomberg Code: MASPTOP50 IN Equity

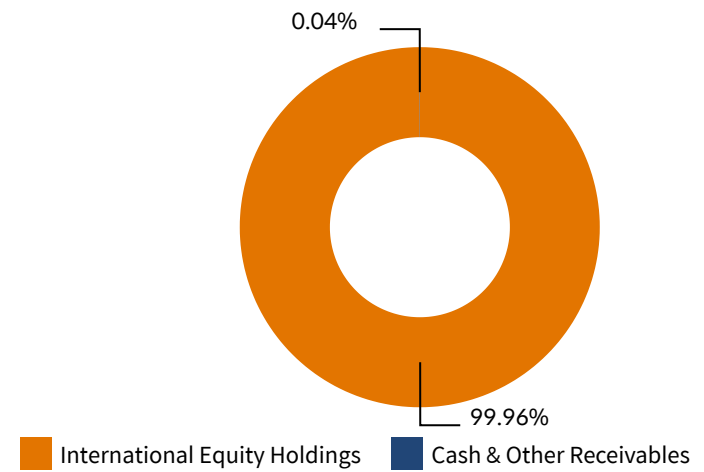
Reuters Code: MIRA.NS

## Base Expense Ratio: 0.54%

## Portfolio Top 10 Holdings

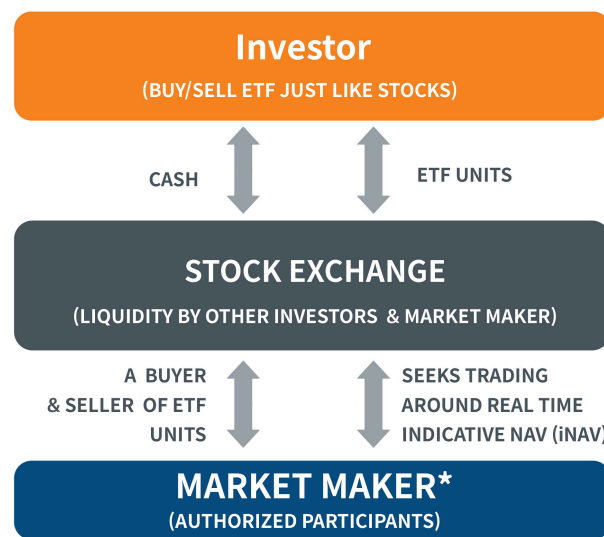
Equity Shares	
Nvidia Corporation	13.05%
Apple Inc.	11.65%
Microsoft Corporation	8.50%
Amazon.Com Inc	6.72%
Alphabet Inc. Class A	5.63%
Broadcom Inc	5.39%
Alphabet Inc. Class C	4.48%
Meta Platforms	3.52%
Tesla Inc	3.12%
Eli Lilly & Company	2.23%
Other Equities	35.67%
<b>Equity Holding Total</b>	<b>99.96%</b>
<b>Cash &amp; Other Receivables</b>	<b>0.04%</b>
<b>Total</b>	<b>100.00%</b>

## Overall Asset Allocation



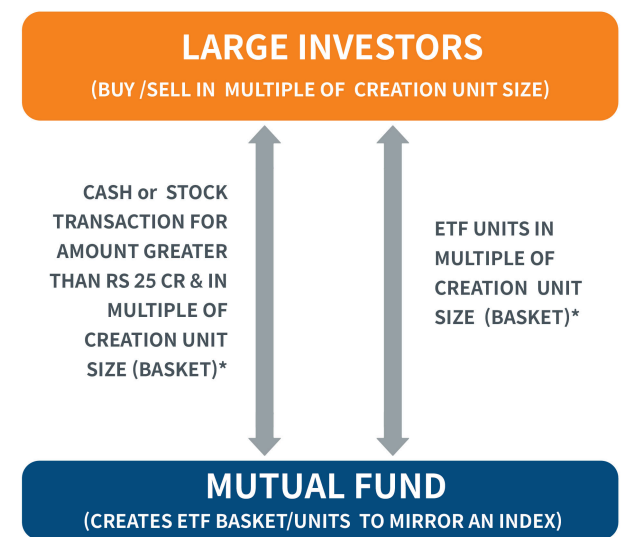
## How to Trade in ETF ?

### TRANSACTION ON EXCHANGE



\* Market Makers are assigned by the AMC to provide continuous liquidity on the exchange around real time NAV (iNAV). They provide both buy and sell quotes.

### TRANSACTION DIRECTLY WITH AMC



\*Creation unit (basket) is the minimum portfolio size which the ETF deploy in the stocks of underlying index to create a replicable portfolio.

As per SEBI Regulation, from 1st July 2022 onwards, minimum purchase order for the transaction through AMC need to be greater than Rs. 25Cr. This limit doesn't apply to Employee Provident Fund Organisation, Recognized Provident Funds, Approved Gratuity Funds and Approved Superannuation Funds under Income Tax Act, 1961

## Performance Report

Period	Mirae Asset S&P 500 TOP 50 ETF	Scheme Benchmark*	Additional Benchmark**
Last 1 Year	45.76%	47.02%	-7.21%
Last 3 Years	31.02%	32.30%	7.32%
Since Inception	21.68%	22.86%	6.61%
Value of Rs. 10000 invested Since Inception	₹25,104	₹26,263	₹13,502
NAV as on 29 <sup>th</sup> May, 2026	₹68.7785		
Index Value 29 <sup>th</sup> May, 2026	Index Value of Scheme Benchmark is ₹14,010.7000 and BSE Sensex (TRI) is ₹1,17,657.2429		
Allotment Date	20 <sup>th</sup> September 2021		
Scheme Benchmark	*S&P 500 Top 50 (TRI) (INR)		
Additional Benchmark	**BSE Sensex (TRI)		

Fund Managers : Mr. Siddharth Srivastava (since September 20, 2021)

Note: Returns (%) for less than 1 year calculated on simple annualized basis, others are CAGR- Compounded Annualized Growth returns. Latest available NAV has been taken for return calculation wherever applicable

### Past Performance may or may not be sustained in future.

Note: For computation of since inception returns (%) the allotment NAV has been taken as ₹27.3970

Note:1. The reference and details provided here in are of Regular Plan - Growth Option

<sup>^</sup>Pursuant to notice cum addendum no. 25/2026, a Market Maker has been added w.e.f March 25, 2026.

<sup>^^</sup>Pursuant to notice cum addendum no. 37/2026, a Market Maker has been added w.e.f May 04, 2026.

The performance of other funds managed by the same fund manager is given in the respective page of the schemes and on page No. 108, 109, 110, 112, 115

# MIRAE ASSET HANG SENG TECH ETF

NSE Symbol: MAHKTECH , BSE Scrip Code: 543414

(Exchange Traded Fund (ETF) - An open ended scheme replicating/tracking Hang Seng TECH Total Return Index (INR))

Monthly Factsheet as on 31 May, 2026

Fund Information	
<b>Fund Managers :</b>	Mr. Siddharth Srivastava
<b>Allotment Date :</b>	6 <sup>th</sup> December 2021
<b>Benchmark:</b>	Hang Seng TECH Index (TRI) (INR)
<b>Net AUM (Cr.)</b>	384.3530
<b>Tracking Error Value ~</b> 1 Year Tracking Error is	0.09%
<b>Exit Load:</b>	Please refer page no.93
<b>Plan Available:</b>	The Scheme does not offer any Plans/Options for investment

**Minimum Investment Amount**  
**Market Maker:** Application for subscription of Units directly with the Fund in Creation Unit Size at NAV based prices in exchange of Portfolio Deposit and Cash Component.  
**Large Investors:** Minimum amount of ₹25 crores for transacting directly with the AMC.  
**Other investors (including Market Maker, Large Investors and Regulated Entities):** Units of the Scheme can be subscribed (in lots of 1 Unit) during the trading hours on all trading days on the NSE and BSE on which the Units are listed.

On exchange in multiple of 1 unit With AMC In multiples of 8,00,000 units.

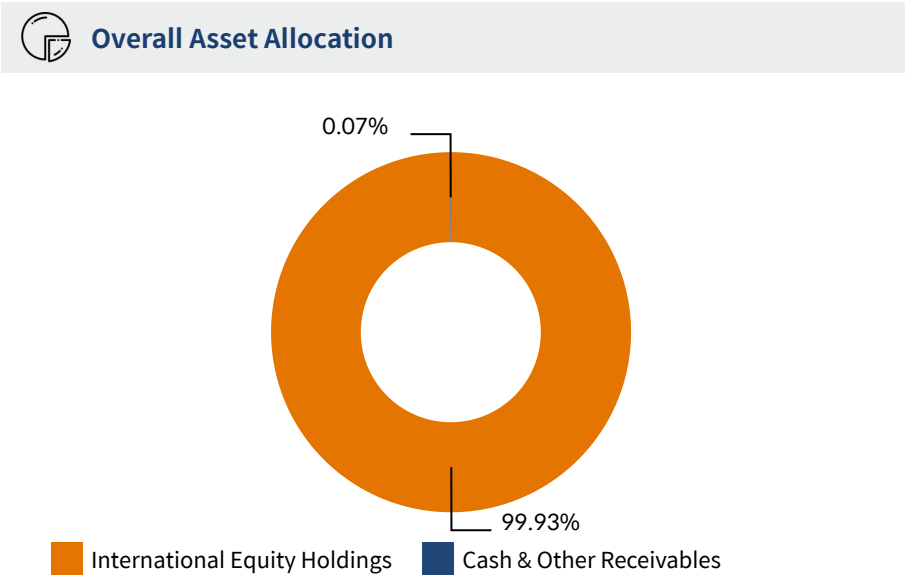
Net Asset Value (NAV)	
₹	19.8421 (Per Unit)

Market Makers	
Mirae Asset Capital Markets (India) Private Limited	
East India Securities Limited	
Kanjalochna Finserve Private Limited	
Parwati Capital Market Private Limited	
Vaibhav Stock & Derivatives Broking Private Limited	
IRage Broking Services LLP	
Junomoneta Finsol Pvt Ltd	
Motilal Oswal Financial Services Limited <sup>^</sup>	
Obsidian Investment Pvt Ltd <sup>^^</sup>	

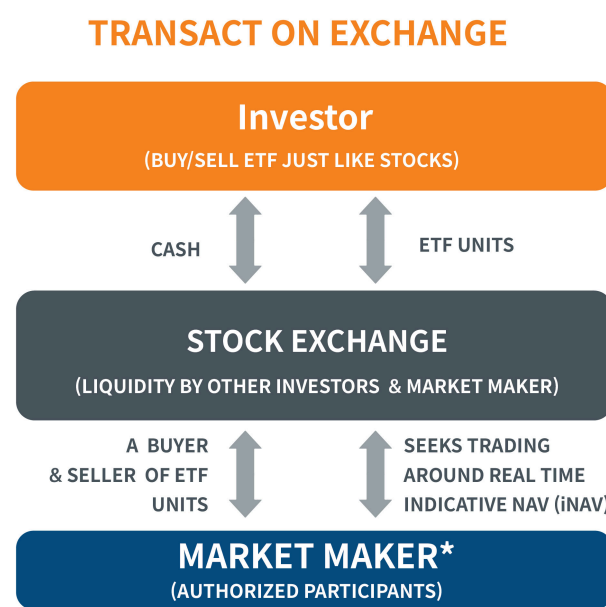
Others	
Live iNav is updated on Mirae Asset Mutual Fund website.	
NSE Symbol: MAHKTECH	
BSE Code: 543414	
Bloomberg Code: MAHKTECH IN Equity	
Reuters Code: MIRA.NS	

Base Expense Ratio: 0.50%	
---------------------------	--

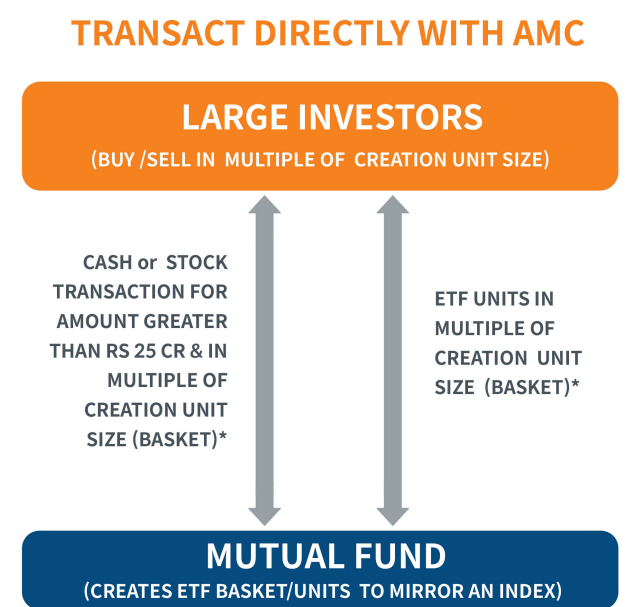
Portfolio Top 10 Holdings	
<b>Equity Shares</b>	
Semiconductor Manufacturing International Corp	9.96%
Netease Inc	8.04%
Meituan	7.75%
BYD Co Ltd.	7.57%
Alibaba Group Holding Ltd.	7.16%
Xiaomi Corporation	7.09%
Tencent Holdings Ltd.	6.67%
JD.com Inc	5.26%
Lenovo Group Ltd.	4.76%
Baidu Inc	4.68%
Other Equities	30.99%
<b>Equity Holding Total</b>	<b>99.93%</b>
<b>Cash &amp; Other Receivables</b>	<b>0.07%</b>
<b>Total</b>	<b>100.00%</b>



## How to Trade in ETF ?



\* Market Makers are assigned by the AMC to provide continuous liquidity on the exchange around real time NAV (iNAV). They provide both buy and sell quotes.



\*Creation unit (basket) is the minimum portfolio size which the ETF deploy in the stocks of underlying index to create a replicable portfolio.

As per SEBI Regulation, from 1st July 2022 onwards, minimum purchase order for the transaction through AMC need to be greater than Rs. 25Cr. This limit doesn't apply to Employee Provident Fund Organisation, Recognized Provident Funds, Approved Gratuity Funds and Approved Superannuation Funds under Income Tax Act, 1961

## Performance Report

Period	Mirae Asset Hang Seng TECH ETF	Scheme Benchmark*	Additional Benchmark**
Last 1 Year	5.25%	6.04%	-7.21%
Last 3 Years	15.92%	16.75%	7.32%
Since Inception	1.63%	2.35%	7.62%
Value of Rs. 10000 invested Since Inception	₹10,750	₹11,097	₹13,898
NAV as on 29 <sup>th</sup> May, 2026	₹19.8421		
Index Value 29 <sup>th</sup> May, 2026		Index Value of Scheme Benchmark is ₹6,858.9600 and BSE Sensex (TRI) is ₹1,17,657.2429	
Allotment Date	6 <sup>th</sup> December 2021		
Scheme Benchmark	*Hang Seng TECH Index (TRI) (INR)		
Additional Benchmark	**BSE Sensex (TRI)		

Fund Managers : Mr. Siddharth Srivastava (since December 06, 2021)  
 Note: Returns (%) for less than 1 year calculated on simple annualized basis, others are CAGR- Compounded Annualized Growth returns.  
 Latest available NAV has been taken for return calculation wherever applicable

### Past Performance may or may not be sustained in future.

Note: For computation of since inception returns (%) the allotment NAV has been taken as ₹18.4570  
 Note:1. The reference and details provided here in are of Regular Plan - Growth Option  
<sup>^</sup>Pursuant to notice cum addendum no. 25/2026, a Market Maker has been added w.e.f March 25, 2026.  
<sup>^^</sup>Pursuant to notice cum addendum no. 37/2026, a Market Maker has been added w.e.f May 04, 2026.  
 The performance of other funds managed by the same fund manager is given in the respective page of the schemes and on page No. 108, 109, 110, 112, 115

# MIRAE ASSET NIFTY BANK ETF

**NSE Symbol: BANKETF , BSE Scrip Code: 543944**

(Exchange Traded Fund (ETF) - An open ended scheme replicating/tracking Nifty Bank Total Return Index)

Monthly Factsheet as on 31 May, 2026

## Fund Information

<b>Fund Managers :</b>	
Ms. Ekta Gala	
Mr. Ritesh Patel	
<b>Allotment Date :</b>	20 <sup>th</sup> July 2023
<b>Benchmark:</b>	Nifty Bank Index (TRI)
<b>Net AUM (Cr.)</b>	296.9093
<b>Tracking Error Value ~</b> 1 Year Tracking Error is	0.03%
<b>Exit Load:</b>	Please refer page no.93
<b>Plan Available:</b>	The Scheme does not offer any Plans/Options for investment

### Minimum Investment Amount

**Market Maker:** Application for subscription of Units directly with the Fund in Creation Unit Size at NAV based prices in exchange of Portfolio Deposit and Cash Component.

**Large Investors:** Minimum amount of ₹25 crores for transacting directly with the AMC.

**Other investors (including Market Maker, Large Investors and Regulated Entities):** Units of the Scheme can be subscribed (in lots of 1 Unit) during the trading hours on all trading days on the NSE and BSE on which the Units are listed.

On exchange In multiple of 1 units  
Directly with AMC In multiple of 10,000 units

## Net Asset Value (NAV)

₹ 551.0414 (Per Unit)

## Market Makers

Mirae Asset Capital Markets (India) Private Limited  
East India Securities Limited  
Kanjalochna Finserve Private Limited  
Parwati Capital Market Private Limited  
Vaibhav Stock & Derivatives Broking Private Limited  
IRage Broking Services LLP  
Junomoneta Finsol Pvt Ltd  
Motilal Oswal Financial Services Limited<sup>^</sup>  
Obsidian Investment Pvt Ltd<sup>^^</sup>

## Others

Live iNav is updated on Mirae Asset Mutual Fund website.

NSE Symbol: BANKETF

BSE Code: 543944

Bloomberg Code: BANKETF IN Equity

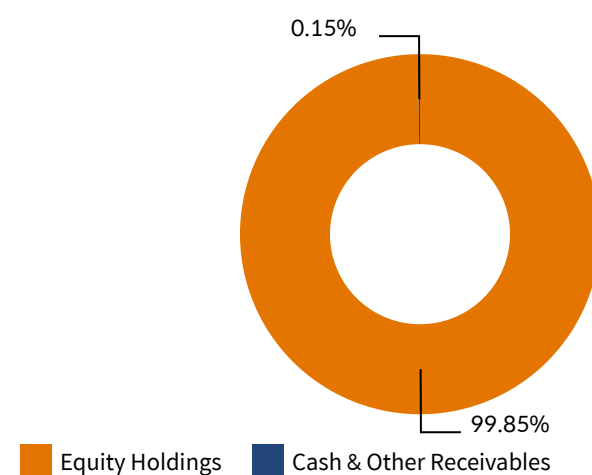
Reuters Code: MIRA.NS

## Base Expense Ratio: 0.09%

## Portfolio Top 10 Holdings

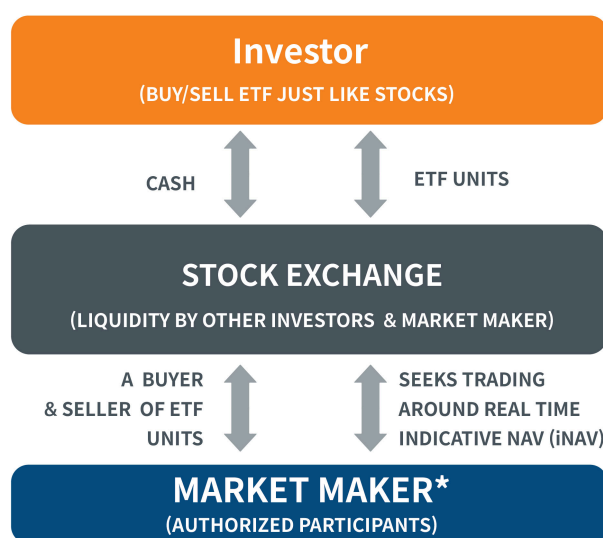
<b>Equity Shares</b>	
HDFC Bank Ltd.	17.90%
ICICI Bank Ltd.	13.61%
Axis Bank Ltd.	10.26%
Kotak Mahindra Bank Ltd.	9.79%
State Bank of India	9.06%
The Federal Bank Ltd.	6.37%
IndusInd Bank Ltd.	5.40%
AU Small Finance Bank Ltd.	4.86%
Bank of Baroda	4.46%
IDFC First Bank Ltd.	4.26%
Other Equities	13.88%
<b>Equity Holding Total</b>	<b>99.85%</b>
<b>Cash &amp; Other Receivables</b>	<b>0.15%</b>
<b>Total</b>	<b>100.00%</b>

## Overall Asset Allocation



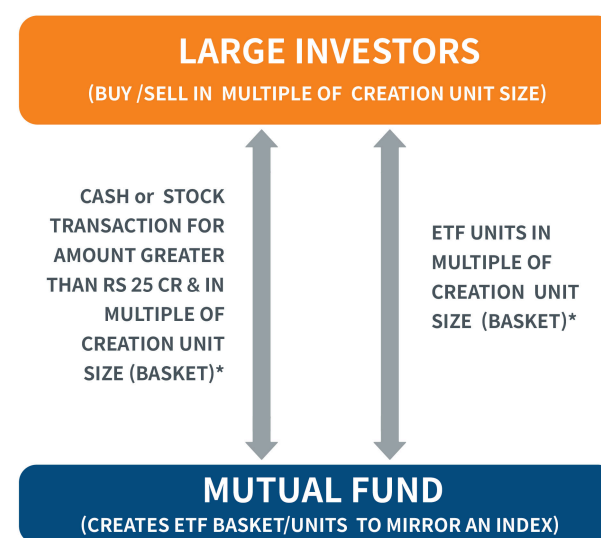
## How to Trade in ETF ?

### TRANSACTION ON EXCHANGE



\* Market Makers are assigned by the AMC to provide continuous liquidity on the exchange around real time NAV (iNAV). They provide both buy and sell quotes.

### TRANSACTION DIRECTLY WITH AMC



\*Creation unit (basket) is the minimum portfolio size which the ETF deploy in the stocks of underlying index to create a replicable portfolio.

As per SEBI Regulation, from 1st July 2022 onwards, minimum purchase order for the transaction through AMC need to be greater than Rs. 25Cr. This limit doesn't apply to Employee Provident Fund Organisation, Recognized Provident Funds, Approved Gratuity Funds and Approved Superannuation Funds under Income Tax Act, 1961

## Performance Report

Period	Mirae Asset Nifty Bank ETF	Scheme Benchmark*	Additional Benchmark**
<b>Last 1 Year</b>	-2.06%	-1.94%	-3.84%
<b>Since Inception</b>	6.37%	6.55%	7.08%
<b>Value of Rs. 10000 invested Since Inception</b>	₹11,931	₹11,989	₹12,162
<b>NAV as on 29<sup>th</sup> May, 2026</b>	₹551.0414		
<b>Index Value 29<sup>th</sup> May, 2026</b>	Index Value of Scheme Benchmark is ₹75,764.0600 and Nifty 50 (TRI) is ₹35,552.6400		
<b>Allotment Date</b>	20 <sup>th</sup> July 2023		
<b>Scheme Benchmark</b>	*Nifty Bank Index (TRI)		
<b>Additional Benchmark</b>	**Nifty 50 (TRI)		

Fund Managers : Ms. Ekta Gala (since July 20, 2023), Mr. Ritesh Patel (since March 12, 2025)  
Note: Returns (%) for less than 1 year calculated on simple annualized basis, others are CAGR- Compounded Annualized Growth returns.  
Latest available NAV has been taken for return calculation wherever applicable

### Past Performance may or may not be sustained in future.

Note: For computation of since inception returns (%) the allotment NAV has been taken as ₹461.8690

Note:1. The reference and details provided here in are of Regular Plan - Growth Option

<sup>^</sup>Pursuant to notice cum addendum no. 25/2026, a Market Maker has been added w.e.f March 25, 2026.

<sup>^^</sup>Pursuant to notice cum addendum no. 37/2026, a Market Maker has been added w.e.f May 04, 2026.

The performance of other funds managed by the same fund manager is given in the respective page of the schemes and on page No. 107, 108, 109, 110, 111, 112, 113, 114, 115, 116, 117, 118, 119, 120, 121, 122

# MIRAE ASSET NIFTY IT ETF

**NSE Symbol: ITETF , BSE Scrip Code: 544006**

(Exchange Traded Fund (ETF) - An open-ended scheme replicating/tracking Nifty IT Total Return Index)

Monthly Factsheet as on 31 May, 2026

Fund Information	
<b>Fund Managers :</b>	Ms. Ekta Gala Mr. Ritesh Patel
<b>Allotment Date :</b>	20 <sup>th</sup> October 2023
<b>Benchmark:</b>	Nifty IT (TRI)
<b>Net AUM (Cr.)</b>	96.6133
<b>Tracking Error Value ~ 1 Year Tracking Error is</b>	0.04%
<b>Exit Load:</b>	Please refer page no.93
<b>Plan Available:</b>	The Scheme does not offer any Plans/Options for investment

**Minimum Investment Amount**  
**Market Maker:** Application for subscription of Units directly with the Fund in Creation Unit Size at NAV based prices in exchange of Portfolio Deposit and Cash Component.  
**Large Investors:** Minimum amount of ₹25 crores for transacting directly with the AMC.  
**Other investors (including Market Maker, Large Investors and Regulated Entities):** Units of the Scheme can be subscribed (in lots of 1 Unit) during the trading hours on all trading days on the NSE and BSE on which the Units are listed.

On exchange in multiple of 1 unit With AMC In multiples of 1,20,000 units

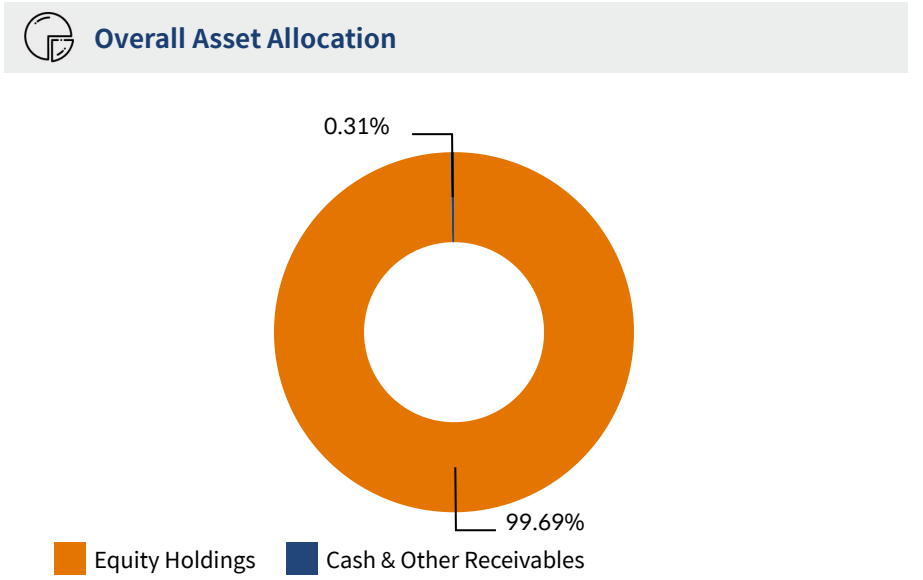
Net Asset Value (NAV)	
₹	30.7443 (Per Unit)

Market Makers	
Mirae Asset Capital Markets (India) Private Limited	East India Securities Limited
Kanjalochna Finserve Private Limited	Parwati Capital Market Private Limited
Vaibhav Stock & Derivatives Broking Private Limited	IRage Broking Services LLP
Junomoneta Finsol Pvt Ltd	Motilal Oswal Financial Services Limited <sup>^</sup>
Obsidian Investment Pvt Ltd <sup>^^</sup>	

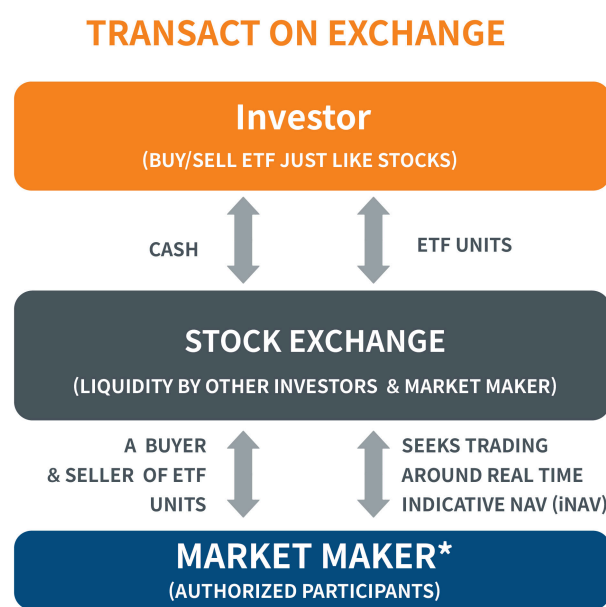
Others	
Live iNAV is updated on Mirae Asset Mutual Fund website.	
NSE Symbol: ITETF	
BSE Code: 544006	
Bloomberg Code: ITETF IN Equity	
Reuters Code: MIRA.NS	

Base Expense Ratio: 0.09%	
---------------------------	--

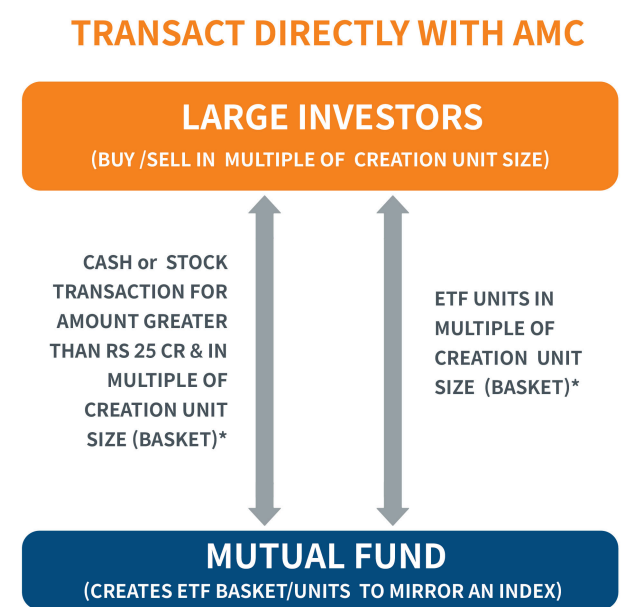
Portfolio Top 10 Holdings	
<b>Equity Shares</b>	
Infosys Ltd.	26.99%
Tata Consultancy Services Ltd.	19.65%
Tech Mahindra Ltd.	11.41%
HCL Technologies Ltd.	10.64%
Wipro Ltd.	7.07%
Persistent Systems Ltd.	6.85%
Coforge Ltd.	5.99%
LTM Ltd.	4.56%
Mphasis Ltd.	3.64%
Oracle Financial Services Software Ltd.	2.87%
Other Equities	0.02%
<b>Equity Holding Total</b>	<b>99.69%</b>
<b>Cash &amp; Other Receivables</b>	<b>0.31%</b>
<b>Total</b>	<b>100.00%</b>



## How to Trade in ETF ?



\* Market Makers are assigned by the AMC to provide continuous liquidity on the exchange around real time NAV (iNAV). They provide both buy and sell quotes.



\*Creation unit (basket) is the minimum portfolio size which the ETF deploy in the stocks of underlying index to create a replicable portfolio.

As per SEBI Regulation, from 1st July 2022 onwards, minimum purchase order for the transaction through AMC need to be greater than Rs. 25Cr. This limit doesn't apply to Employee Provident Fund Organisation, Recognized Provident Funds, Approved Gratuity Funds and Approved Superannuation Funds under Income Tax Act, 1961

## Performance Report

Period	Mirae Asset Nifty IT ETF	Scheme Benchmark*	Additional Benchmark**
Last 1 Year	-20.30%	-20.25%	-7.21%
Since Inception	-0.89%	-0.76%	6.43%
Value of Rs. 10000 invested Since Inception	₹9,770	₹9,802	₹11,764
NAV as on 29 <sup>th</sup> May, 2026	₹30.7443		
Index Value 29 <sup>th</sup> May, 2026	Index Value of Scheme Benchmark is ₹41,862.2100 and BSE Sensex (TRI) is ₹1,17,657.2429		
Allotment Date	20 <sup>th</sup> October 2023		
Scheme Benchmark	*Nifty IT (TRI)		
Additional Benchmark	**BSE Sensex (TRI)		

Fund Managers : Ms. Ekta Gala (since October 20, 2023), Mr. Ritesh Patel (since March 12, 2025)  
 Note: Returns (%) for less than 1 year calculated on simple annualized basis, others are CAGR- Compounded Annualized Growth returns.  
 Latest available NAV has been taken for return calculation wherever applicable

### Past Performance may or may not be sustained in future.

Note: For computation of since inception returns (%) the allotment NAV has been taken as ₹31.4694.

Note:1. The reference and details provided here in are of Regular Plan - Growth Option

<sup>^</sup>Pursuant to notice cum addendum no. 25/2026, a Market Maker has been added w.e.f March 25, 2026.

<sup>^^</sup>Pursuant to notice cum addendum no. 37/2026, a Market Maker has been added w.e.f May 04, 2026.

The performance of other funds managed by the same fund manager is given in the respective page of the schemes and on page No. 107, 108, 109, 110, 111, 112, 113, 114, 115, 116, 117, 118, 119, 120, 121, 122

# MIRAE ASSET NIFTY EV AND NEW AGE AUTOMOTIVE ETF

NSE Symbol: EVINDIA , BSE Scrip Code: 544212

(Exchange Traded Fund (ETF) - An open-ended scheme replicating/tracking Nifty EV and New Age Automotive Total Return Index)

Monthly Factsheet as on 31 May, 2026

Fund Information	
<b>Fund Managers@ :</b>	Ms. Ekta Gala Mr. Vishal Singh
<b>Allotment Date :</b>	10 <sup>th</sup> July 2024
<b>Benchmark:</b>	Nifty EV and New Age Automotive (TRI)
<b>Net AUM (Cr.)</b>	167.8646
<b>Tracking Error Value ~ 1 Year Tracking Error is</b>	0.04%
<b>Exit Load:</b>	Please refer page no.94
<b>Plan Available:</b>	The Scheme does not offer any Plans/Options for investment

### Minimum Investment Amount

**Market Maker:** Application for subscription of Units directly with the Fund in Creation Unit Size at NAV based prices in exchange of Portfolio Deposit and Cash Component.

**Large Investors:** Minimum amount of ₹25 crores for transacting directly with the AMC.

**Other investors (including Market Maker, Large Investors and Regulated Entities):** Units of the Scheme can be subscribed (in lots of 1 Unit) during the trading hours on all trading days on the NSE and BSE on which the Units are listed.

On exchange in multiple of 1 unit With AMC In multiples of 1,50,000 units

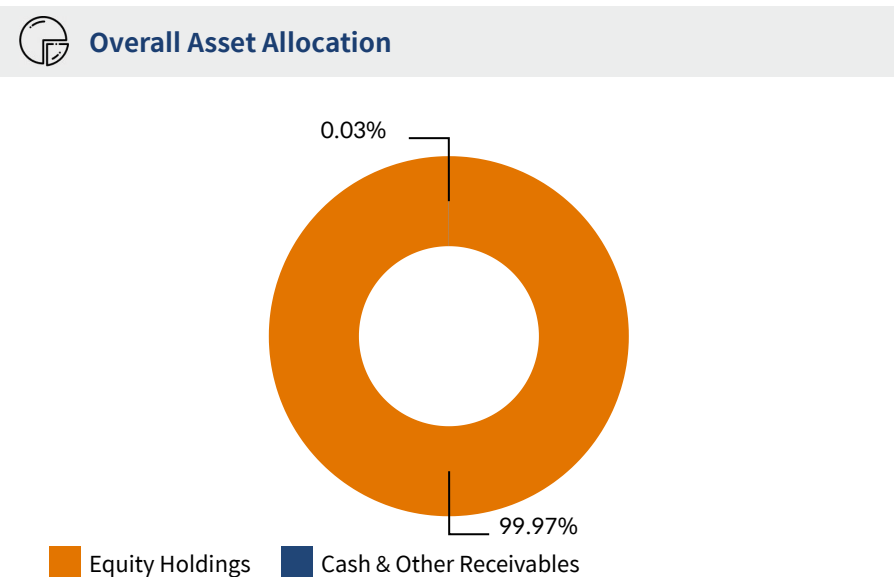
Net Asset Value (NAV)	
₹	30.7467 (Per Unit)

Market Makers	
Mirae Asset Capital Markets (India) Private Limited	East India Securities Limited
Kanjalochna Finsolve Private Limited	Parwati Capital Market Private Limited
Vaibhav Stock & Derivatives Broking Private Limited	IRage Broking Services LLP
Junomoneta Finsol Pvt Ltd	Motilal Oswal Financial Services Limited*
Obsidian Investment Pvt Ltd^^	

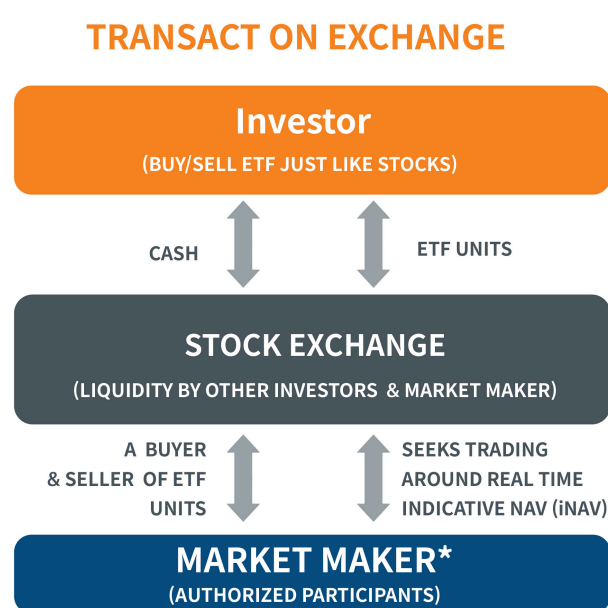
Others	
Live iNav is updated on Mirae Asset Mutual Fund website.	
NSE Symbol: EVINDIA	
BSE Code: 544212	
Bloomberg Code: MANEVAA IN Equity	
Reuters Code: MIRA.NS	

Base Expense Ratio: 0.35%	
---------------------------	--

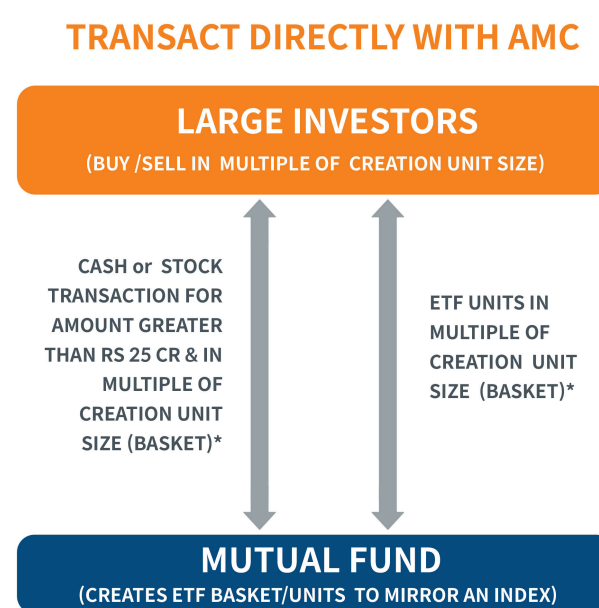
Portfolio Top 10 Holdings	
<b>Equity Shares</b>	
Maruti Suzuki India Ltd.	7.48%
Mahindra & Mahindra Ltd.	7.13%
CG Power and Industrial Solutions Ltd.	4.88%
Samvardhana Motherson International Ltd.	4.66%
KEI Industries Ltd.	4.53%
Sona Blw Precision Forgings Ltd.	4.36%
Bosch Ltd.	4.32%
UNO Minda Ltd.	3.65%
Bajaj Auto Ltd.	3.62%
Exide Industries Ltd.	3.60%
Other Equities	51.74%
<b>Equity Holding Total</b>	<b>99.97%</b>
<b>Cash &amp; Other Receivables</b>	<b>0.03%</b>
<b>Total</b>	<b>100.00%</b>



## How to Trade in ETF ?



\* Market Makers are assigned by the AMC to provide continuous liquidity on the exchange around real time NAV (iNAV). They provide both buy and sell quotes.



\*Creation unit (basket) is the minimum portfolio size which the ETF deploy in the stocks of underlying index to create a replicable portfolio.

As per SEBI Regulation, from 1st July 2022 onwards, minimum purchase order for the transaction through AMC need to be greater than Rs. 25Cr. This limit doesn't apply to Employee Provident Fund Organisation, Recognized Provident Funds, Approved Gratuity Funds and Approved Superannuation Funds under Income Tax Act, 1961

## Performance Report

Period	Mirae Asset Nifty EV and New Age Automotive ETF	Scheme Benchmark*	Additional Benchmark**
<b>Last 1 Year</b>	5.64%	6.10%	-3.84%
<b>Since Inception</b>	-3.93%	-3.49%	-0.68%
<b>Value of Rs. 10000 invested Since Inception</b>	₹9,272	₹9,353	₹9,872
<b>NAV as on 29<sup>th</sup> May, 2026</b>	₹30.7467		
<b>Index Value 29<sup>th</sup> May, 2026</b>		Index Value of Scheme Benchmark is ₹3,297.0300 and Nifty 50 (TRI) is ₹35,552.6400	
<b>Allotment Date</b>	10 <sup>th</sup> July 2024		
<b>Scheme Benchmark</b>	*Nifty EV and New Age Automotive (TRI)		
<b>Additional Benchmark</b>	**Nifty 50 (TRI)		

Fund Managers : Ms. Ekta Gala (since July 10, 2024), Mr. Vishal Singh® (since March 25, 2026)  
Note: Returns (%) for less than 1 year calculated on simple annualized basis, others are CAGR- Compounded Annualized Growth returns.  
Latest available NAV has been taken for return calculation wherever applicable

### Past Performance may or may not be sustained in future.

Note: For computation of since inception returns (%) the allotment NAV has been taken as ₹33.1612

Note:1. The reference and details provided here in are of Regular Plan - Growth Option

\*Pursuant to notice cum addendum no. 25/2026, a Market Maker has been added w.e.f March 25, 2026.

® Pursuant to notice cum addendum no. 25/2026, Fund Manager of the scheme has been changed with effect from March 25, 2026.

\*\*Pursuant to notice cum addendum no. 37/2026, a Market Maker has been added w.e.f May 04, 2026.

The performance of other funds managed by the same fund manager is given in the respective page of the schemes and on page No. 107, 108, 109, 110, 111, 113, 114, 115, 116, 117, 118, 119, 120, 121, 122

# MIRAE ASSET NIFTY PSU BANK ETF

NSE Symbol: BANKPSU , BSE Scrip Code: 544266

(Exchange Traded Fund (ETF) - An open ended scheme replicating/tracking Nifty PSU Bank Total Return Index)

Monthly Factsheet as on 31 May, 2026

## Fund Information

### Fund Managers :

Ms. Ekta Gala  
Mr. Akshay Udeshi

**Allotment Date :** 1<sup>st</sup> October 2024

**Benchmark:** Nifty PSU Bank (TRI)

**Net AUM (Cr.)** 57.0148

**Tracking Error Value ~** 0.07%  
1 Year Tracking Error is

**Exit Load:** Please refer page no.94

**Plan Available:** The Scheme does not offer any Plans/Options for investment

### Minimum Investment Amount

**Market Maker:** Application for subscription of Units directly with the Fund in Creation Unit Size at NAV based prices in exchange of Portfolio Deposit and Cash Component.

**Large Investors:** Minimum amount of ₹25 crores for transacting directly with the AMC.

**Other investors (including Market Maker, Large Investors and Regulated Entities):** Units of the Scheme can be subscribed (in lots of 1 Unit) during the trading hours on all trading days on the NSE and BSE on which the Units are listed.

On exchange in multiple of 1 unit With AMC in multiples of 40,000 Units

## Net Asset Value (NAV)

₹ 82.3180 (Per Unit)

## Market Makers

Mirae Asset Capital Markets (India) Private Limited  
Kanjalochna Finserve Private Limited  
East India Securities Limited  
Parwati Capital Market Private Limited  
Vaibhav Stock & Derivatives Broking Private Limited  
IRage Broking Services LLP  
Junomoneta Finsol Pvt Ltd  
Motilal Oswal Financial Services Limited<sup>^</sup>  
Obsidian Investment Pvt Ltd<sup>^^</sup>

## Others

Live iNAV is updated on Mirae Asset Mutual Fund website.

NSE Symbol : BANKPSU

BSE Code: 544266

Bloomberg Code: MAPSUBE

Reuters Code: MIRA.NS

## Base Expense Ratio: 0.17%

## Portfolio Top 10 Holdings

### Equity Shares

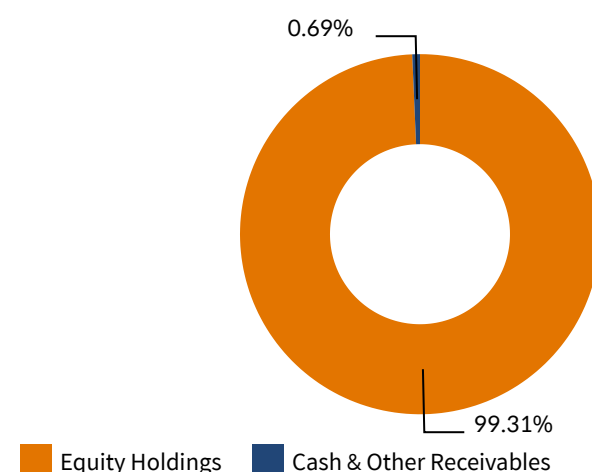
State Bank of India	31.47%
Bank of Baroda	14.24%
Canara Bank	12.61%
Punjab National Bank	10.45%
Union Bank of India	9.27%
Indian Bank	8.42%
Bank of India	4.86%
Bank of Maharashtra	4.61%
Indian Overseas Bank	1.40%
Central Bank of India	0.86%
Other Equities	1.12%

**Equity Holding Total** 99.31%

**Cash & Other Receivables** 0.69%

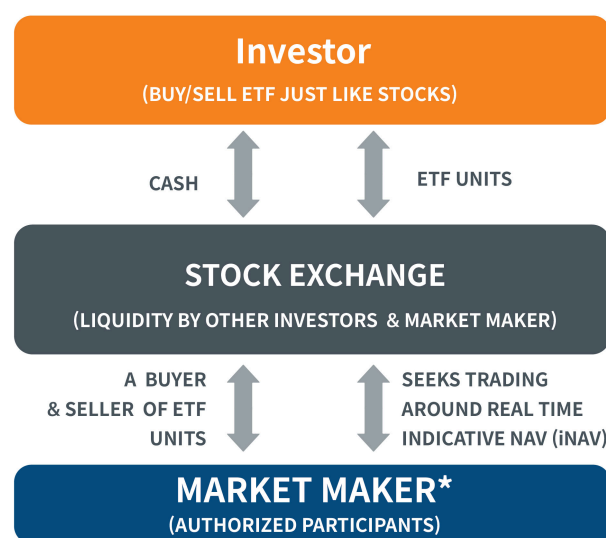
**Total** 100.00%

## Overall Asset Allocation



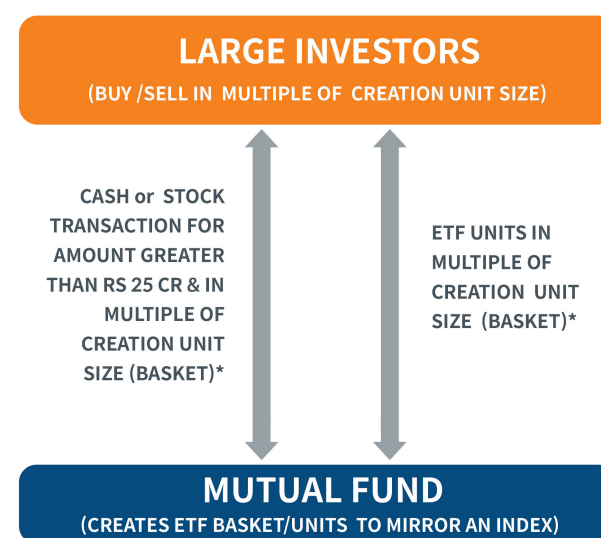
## How to Trade in ETF ?

### TRANSACTION ON EXCHANGE



\* Market Makers are assigned by the AMC to provide continuous liquidity on the exchange around real time NAV (iNAV). They provide both buy and sell quotes.

### TRANSACTION DIRECTLY WITH AMC



\*Creation unit (basket) is the minimum portfolio size which the ETF deploy in the stocks of underlying index to create a replicable portfolio.

As per SEBI Regulation, from 1st July 2022 onwards, minimum purchase order for the transaction through AMC need to be greater than Rs. 25Cr. This limit doesn't apply to Employee Provident Fund Organisation, Recognized Provident Funds, Approved Gratuity Funds and Approved Superannuation Funds under Income Tax Act, 1961

## Performance Report

Period	Mirae Asset Nifty PSU Bank ETF	Scheme Benchmark*	Additional Benchmark**
Last 1 Year	17.46%	17.72%	-3.84%
Since Inception	12.60%	12.87%	-4.38%
Value of Rs. 10000 invested Since Inception	₹12,173	₹12,222	₹9,284
NAV as on 29 <sup>th</sup> May, 2026	₹82.3180		
Index Value 29 <sup>th</sup> May, 2026		Index Value of Scheme Benchmark is ₹11,188.6500 and Nifty 50 (TRI) is ₹35,552.6400	
Allotment Date	1 <sup>st</sup> October 2024		
Scheme Benchmark	*Nifty PSU Bank (TRI)		
Additional Benchmark	**Nifty 50 (TRI)		

Fund Managers : Ms. Ekta Gala (since October 01, 2024), Mr. Akshay Udeshi (since October 01, 2024)

Note: Returns (%) for less than 1 year calculated on simple annualized basis, others are CAGR- Compounded Annualized Growth returns. Latest available NAV has been taken for return calculation wherever applicable

### Past Performance may or may not be sustained in future.

Note: For computation of since inception returns (%) the allotment NAV has been taken as ₹67.6225

Note:1. The reference and details provided here in are of Regular Plan - Growth Option

<sup>^</sup>Pursuant to notice cum addendum no. 25/2026, a Market Maker has been added w.e.f March 25, 2026.

<sup>^^</sup>Pursuant to notice cum addendum no. 37/2026, a Market Maker has been added w.e.f May 04, 2026.

The performance of other funds managed by the same fund manager is given in the respective page of the schemes and on page No. 107, 108, 109, 110, 111, 112, 113, 114, 115, 116, 117, 118, 119, 120, 121, 122

# MIRAE ASSET NIFTY METAL ETF

NSE Symbol: METAL , BSE Scrip Code: 544268

(Exchange Traded Fund (ETF) - An open ended scheme replicating/tracking Nifty Metal Total Return Index)

Monthly Factsheet as on 31 May, 2026

Fund Information	
<b>Fund Managers :</b>	Ms. Ekta Gala Mr. Akshay Udeshi
<b>Allotment Date :</b>	3 <sup>rd</sup> October 2024
<b>Benchmark:</b>	Nifty Metal (TRI)
<b>Net AUM (Cr.)</b>	543.3241
<b>Tracking Error Value ~</b> 1 Year Tracking Error is	0.06%
<b>Exit Load:</b>	Please refer page no.94
<b>Plan Available:</b>	The Scheme does not offer any Plans/Options for investment

**Minimum Investment Amount**  
**Market Maker:** Application for subscription of Units directly with the Fund in Creation Unit Size at NAV based prices in exchange of Portfolio Deposit and Cash Component.  
**Large Investors:** Minimum amount of ₹25 crores for transacting directly with the AMC.  
**Other investors (including Market Maker, Large Investors and Regulated Entities):** Units of the Scheme can be subscribed (in lots of 1 Unit) during the trading hours on all trading days on the NSE and BSE on which the Units are listed.

On exchange in multiple of 1 unit With AMC In multiples of 3,00,000 units.

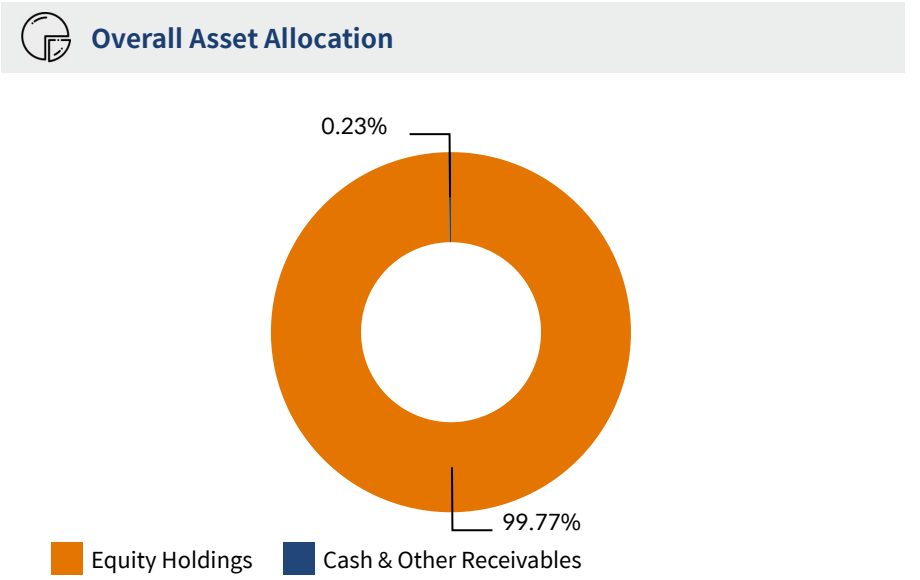
Net Asset Value (NAV)	
₹	13.5273 (Per Unit)

Market Makers	
Mirae Asset Capital Markets (India) Private Limited	
Kanjalochna Finserve Private Limited	
East India Securities Limited	
Parwati Capital Market Private Limited	
Vaibhav Stock & Derivatives Broking Private Limited	
IRage Broking Services LLP	
Junomoneta Finsol Pvt Ltd	
Motilal Oswal Financial Services Limited <sup>^</sup>	
Obsidian Investment Pvt Ltd <sup>^^</sup>	

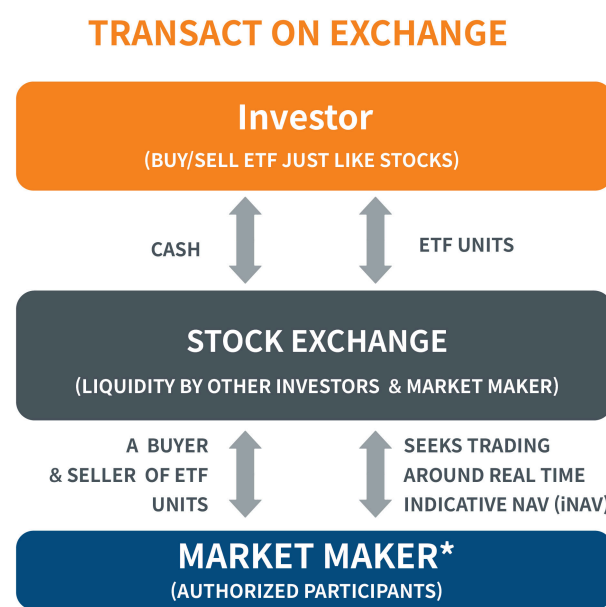
Others	
Live iNav is updated on Mirae Asset Mutual Fund website.	
NSE Symbol : METAL	
BSE Code: 544268	
Bloomberg Code: MANMETF	
Reuters Code: MIRA.NS	

Base Expense Ratio: 0.30%	
---------------------------	--

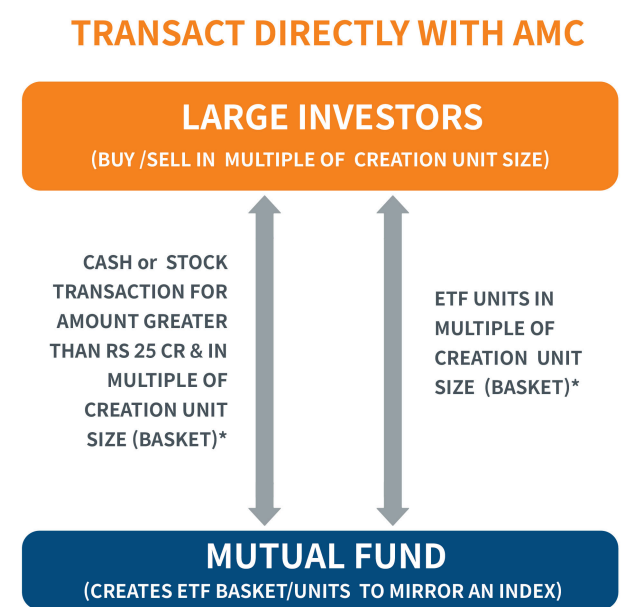
Portfolio Top 10 Holdings	
<b>Equity Shares</b>	
Tata Steel Ltd.	17.82%
Hindalco Industries Ltd.	16.90%
JSW Steel Ltd.	12.42%
Adani Enterprises Ltd.	8.72%
Vedanta Ltd.	6.21%
Jindal Steel Ltd.	4.63%
National Aluminium Company Ltd.	3.95%
APL Apollo Tubes Ltd.	3.45%
NMDC Ltd.	3.15%
Steel Authority of India Ltd.	3.06%
Other Equities	19.46%
<b>Equity Holding Total</b>	<b>99.77%</b>
<b>Cash &amp; Other Receivables</b>	<b>0.23%</b>
<b>Total</b>	<b>100.00%</b>



## How to Trade in ETF ?



\* Market Makers are assigned by the AMC to provide continuous liquidity on the exchange around real time NAV (iNAV). They provide both buy and sell quotes.



\*Creation unit (basket) is the minimum portfolio size which the ETF deploy in the stocks of underlying index to create a replicable portfolio.

As per SEBI Regulation, from 1st July 2022 onwards, minimum purchase order for the transaction through AMC need to be greater than Rs. 25Cr. This limit doesn't apply to Employee Provident Fund Organisation, Recognized Provident Funds, Approved Gratuity Funds and Approved Superannuation Funds under Income Tax Act, 1961

## Performance Report

Period	Mirae Asset Nifty Metal ETF	Scheme Benchmark*	Additional Benchmark**
<b>Last 1 Year</b>	47.07%	47.62%	-3.84%
<b>Since Inception</b>	18.95%	19.40%	-3.15%
<b>Value of Rs. 10000 invested Since Inception</b>	₹13,321	₹13,404	₹9,485
<b>NAV as on 29<sup>th</sup> May, 2026</b>	₹13.5273		
<b>Index Value 29<sup>th</sup> May, 2026</b>		Index Value of Scheme Benchmark is ₹20,389.1100 and Nifty 50 (TRI) is ₹35,552.6400	
<b>Allotment Date</b>	3 <sup>rd</sup> October 2024		
<b>Scheme Benchmark</b>	*Nifty Metal (TRI)		
<b>Additional Benchmark</b>	**Nifty 50 (TRI)		

Fund Managers : Ms. Ekta Gala (since October 03, 2024), Mr. Akshay Udeshi (since October 03, 2024)  
Note: Returns (%) for less than 1 year calculated on simple annualized basis, others are CAGR- Compounded Annualized Growth returns.  
Latest available NAV has been taken for return calculation wherever applicable

### Past Performance may or may not be sustained in future.

Note: For computation of since inception returns (%) the allotment NAV has been taken as ₹ 10.1550  
Note:1. Different Plans under the scheme has different expense structure. The reference and details provided here in are of Regular Plan - Growth Option  
<sup>^</sup>Pursuant to notice cum addendum no. 25/2026, a Market Maker has been added w.e.f March 25, 2026.  
<sup>^^</sup>Pursuant to notice cum addendum no. 37/2026, a Market Maker has been added w.e.f May 04, 2026.

The performance of other funds managed by the same fund manager is given in the respective page of the schemes and on page No. 107, 108, 109, 110, 111, 112, 113, 114, 115, 116, 117, 118, 119, 120, 121, 122

# MIRAE ASSET GOLD ETF

NSE Symbol: GOLDETF, BSE Scrip Code: 543781

(Exchange Traded Fund (ETF) - An open ended scheme replicating/tracking Domestic Price of Gold)

Monthly Factsheet as on 31 May, 2026

Fund Information	
<b>Fund Managers :</b>	Mr. Ritesh Patel Mr. Akshay Udeshi (Co-fund manager)
<b>Allotment Date :</b>	20 <sup>th</sup> February 2023
<b>Benchmark:</b>	Domestic Price of Physical Gold
<b>Net AUM (Cr.)</b>	2,965.7994
<b>Tracking Error Value ~ 1 Year Tracking Error is</b>	0.55%
<b>Exit Load:</b>	Please refer page no.95
<b>Plan Available:</b>	The Scheme does not offer any Plans/Options for investment

### Minimum Investment Amount

**Market Maker:** Application for subscription of Units directly with the Fund in Creation Unit Size at NAV based prices in exchange of Portfolio Deposit and Cash Component.

**Large Investors:** Minimum amount of ₹25 crores for transacting directly with the AMC.

**Other investors (including Market Maker, Large Investors and Regulated Entities):** Units of the Scheme can be subscribed (in lots of 1 Unit) during the trading hours on all trading days on the NSE and BSE on which the Units are listed.

On exchange In multiple of 1 units Directly with AMC  
In multiple of 1,10,000 units

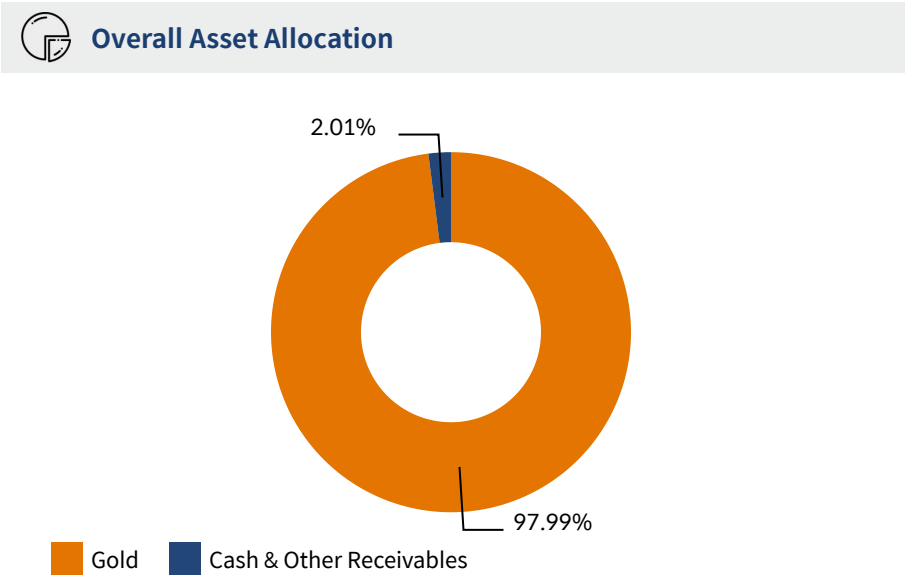
Net Asset Value (NAV)	
₹	150.9340 (Per Unit)

Market Makers	
Augmont Enterprises Private Limited	
Parshwa Prism Gems and Jewellery Limited	
Raksha Bullion	
Parwati Capital Market Private Limited	
Amrapali Capital & Finance Services Limited	
Mirae Asset Capital Markets Pvt. Ltd	
Abans Broking Services Pvt. Ltd	
Vaibhav Stock & Derivatives Broking Private Limited <sup>^</sup>	
Motilal Oswal Financial Services Limited <sup>^</sup>	
Marwadi Chandarana Intermediaries Brokers Pvt Ltd <sup>^^</sup>	

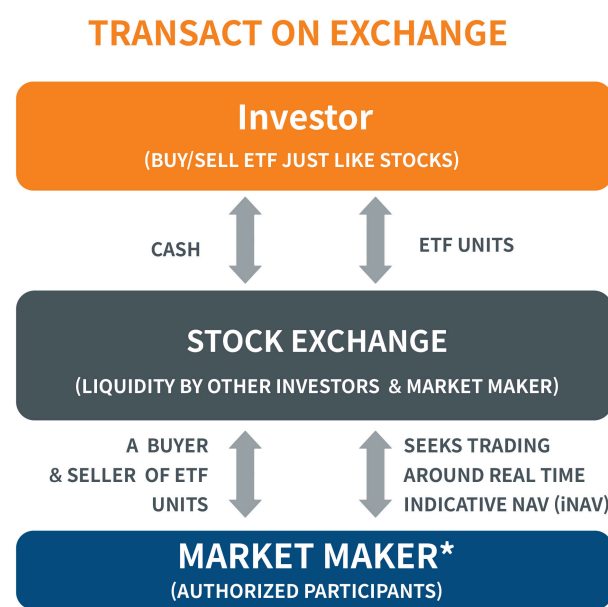
Others	
Live iNav is updated on Mirae Asset Mutual Fund website.	
NSE Symbol: GOLDETF	
BSE Code: 543781	
Bloomberg Code: GOLDETF IN Equity	
Reuters Code: MIRA.NS	

Base Expense Ratio: 0.33%	
---------------------------	--

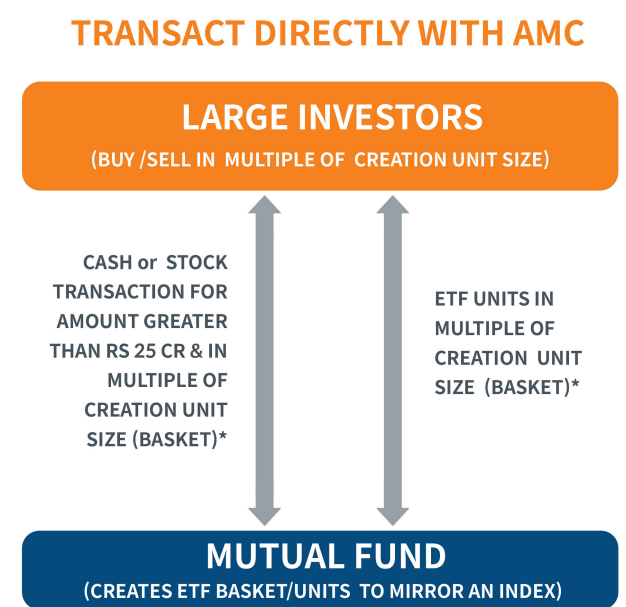
Portfolio Holdings	
<b>Gold</b>	
Gold 995 Purity	97.99%
<b>Gold Total</b>	<b>97.99%</b>
<b>Cash &amp; Other Receivables</b>	
TREPS/Reverse Repo	0.04%
Net Receivables / (Payables)	1.97%
<b>Cash &amp; Other Receivables Total</b>	<b>2.01%</b>
<b>Total</b>	<b>100.00%</b>



## How to Trade in ETF ?



\* Market Makers are assigned by the AMC to provide continuous liquidity on the exchange around real time NAV (iNAV). They provide both buy and sell quotes.



\*Creation unit (basket) is the minimum portfolio size which the ETF deploy in the stocks of underlying index to create a replicable portfolio.

As per SEBI Regulation, from 1st July 2022 onwards, minimum purchase order for the transaction through AMC need to be greater than Rs. 25Cr. This limit doesn't apply to Employee Provident Fund Organisation, Recognized Provident Funds, Approved Gratuity Funds and Approved Superannuation Funds under Income Tax Act, 1961

Performance Report			
Period	Mirae Asset Gold ETF	Scheme Benchmark*	Additional Benchmark**
Last 1 Year	61.81%	64.07%	-3.84%
Last 3 Years	36.03%	37.43%	9.54%
Since Inception	35.02%	36.49%	10.08%
Value of Rs. 10000 invested Since Inception	₹26,700	₹27,669	₹13,689
NAV as on 29 <sup>th</sup> May, 2026	₹150.9340		
Index Value 29 <sup>th</sup> May, 2026		Index Value of Scheme Benchmark is ₹1,55,96,400.0000 and Nifty 50 (TRI) is ₹35,552.6400	
Allotment Date	20 <sup>th</sup> February 2023		
Scheme Benchmark	*Domestic Price of Physical Gold		
Additional Benchmark	**Nifty 50 (TRI)		

Fund Managers : Mr. Ritesh Patel (since February 20, 2023), Mr. Akshay Udeshi (Co-fund manager) (since August 28, 2023)  
Note: Returns (%) for less than 1 year calculated on simple annualized basis, others are CAGR- Compounded Annualized Growth returns.  
Latest available NAV has been taken for return calculation wherever applicable

### Past Performance may or may not be sustained in future.

Note: For computation of since inception returns (%) the allotment NAV has been taken as ₹56.5289

Note:1. The reference and details provided here in are of Regular Plan - Growth Option

<sup>^</sup>Pursuant to notice cum addendum no. 25/2026, a Market Maker has been added w.e.f March 25, 2026.

<sup>^^</sup>Pursuant to notice cum addendum no. 37/2026, a Market Maker has been added w.e.f May 04, 2026.

The performance of other funds managed by the same fund manager is given in the respective page of the schemes and on page No. 107, 109, 110, 111, 112, 113, 114, 115, 116, 117, 118, 119, 120, 121

# MIRAE ASSET SILVER ETF

**NSE Symbol: SILVERAG , BSE Scrip Code: 543922**

(Exchange Traded Fund (ETF) - An open ended scheme replicating/tracking Domestic Price of Silver)

Monthly Factsheet as on 31 May, 2026

Fund Information	
<b>Fund Managers :</b>	Mr. Ritesh Patel Mr. Akshay Udeshi (Co-fund manager)
<b>Allotment Date :</b>	9 <sup>th</sup> June 2023
<b>Benchmark:</b>	Domestic Price of Physical Silver
<b>Net AUM (Cr.)</b>	1,108.4254
<b>Tracking Error Value ~ 1 Year Tracking Error is</b>	0.84%
<b>Exit Load:</b>	Please refer page no.95
<b>Plan Available:</b>	The Scheme does not offer any Plans/Options for investment

### Minimum Investment Amount

**Market Maker:** Application for subscription of Units directly with the Fund in Creation Unit Size at NAV based prices in exchange of Portfolio Deposit and Cash Component.

**Large Investors:** Minimum amount of ₹25 crores for transacting directly with the AMC.

**Other investors (including Market Maker, Large Investors and Regulated Entities):** Units of the Scheme can be subscribed (in lots of 1 Unit) during the trading hours on all trading days on the NSE and BSE on which the Units are listed.

On exchange in multiple of 1 unit With AMC in multiples of 30,000 units

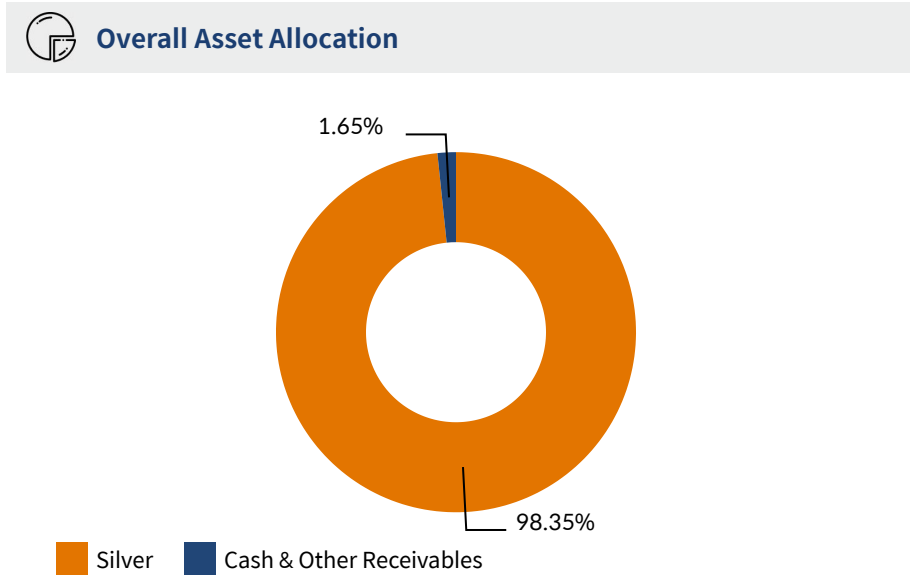
Net Asset Value (NAV)	
₹	253.8841 (Per Unit)

Market Makers	
Augmont Enterprises Private Limited	
Parshwa Prism Gems and Jewellery Limited	
Raksha Bullion	
Parwati Capital Market Private Limited	
Amrapali Capital & Finance Services Limited	
Mirae Asset Capital Markets Pvt. Ltd	
Abans Broking Services Pvt. Ltd	
Motilal Oswal Financial Services Limited <sup>^</sup>	
Vaibhav Stock & Derivatives Broking Private Limited <sup>^</sup>	
Marwadi Chandarana Intermediaries Brokers Pvt Ltd <sup>^^</sup>	

Others	
Live iNav is updated on Mirae Asset Mutual Fund website.	
NSE Symbol: SILVRETF	
BSE Code: 543922	
Bloomberg Code: SILVRETF IN Equity	
Reuters Code: MIRA.NS	

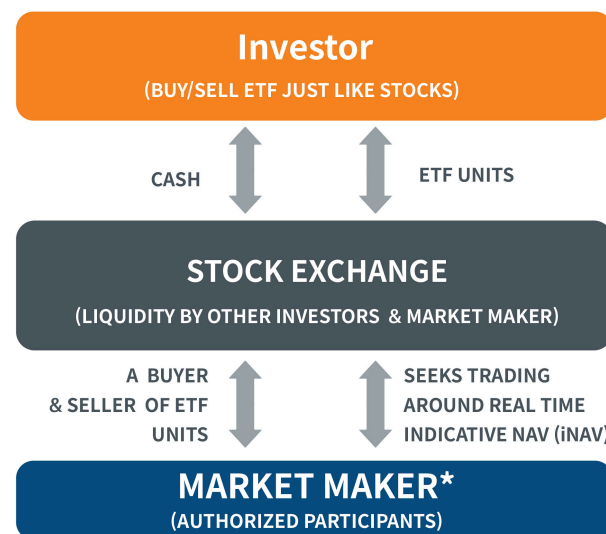
Base Expense Ratio: 0.31%	
---------------------------	--

Portfolio Holdings	
<b>Silver</b>	
Silver	98.35%
<b>Silver Total</b>	<b>98.35%</b>
<b>Cash &amp; Other Receivables</b>	
TREPS/Reverse Repo	0.08%
Net Receivables / (Payables)	1.58%
<b>Cash &amp; Other Receivables Total</b>	<b>1.65%</b>
<b>Total</b>	<b>100.00%</b>



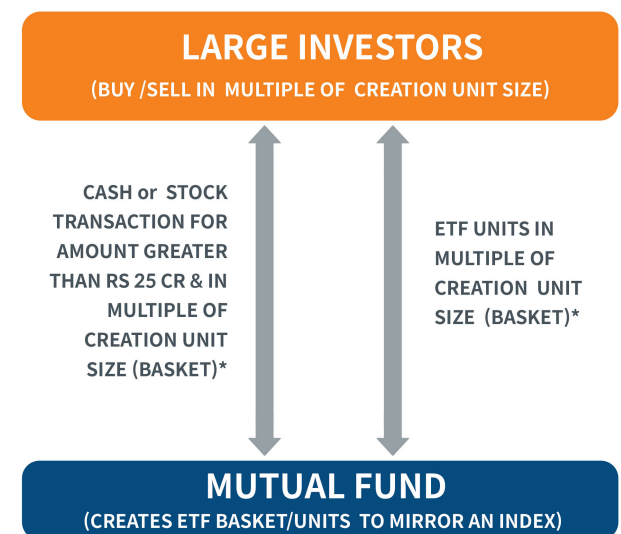
## How to Trade in ETF ?

### TRANSACTION ON EXCHANGE



\* Market Makers are assigned by the AMC to provide continuous liquidity on the exchange around real time NAV (iNAV). They provide both buy and sell quotes.

### TRANSACTION DIRECTLY WITH AMC



\*Creation unit (basket) is the minimum portfolio size which the ETF deploy in the stocks of underlying index to create a replicable portfolio.

As per SEBI Regulation, from 1st July 2022 onwards, minimum purchase order for the transaction through AMC need to be greater than Rs. 25Cr. This limit doesn't apply to Employee Provident Fund Organisation, Recognized Provident Funds, Approved Gratuity Funds and Approved Superannuation Funds under Income Tax Act, 1961

Performance Report			
Period	Mirae Asset Silver ETF	Scheme Benchmark*	Additional Benchmark**
<b>Last 1 Year</b>	164.53%	170.81%	-3.84%
<b>Since Inception</b>	51.40%	53.63%	9.53%
<b>Value of Rs. 10000 invested Since Inception</b>	₹34,310	₹35,835	₹13,106
<b>NAV as on 29<sup>th</sup> May, 2026</b>	₹253.8841		
<b>Index Value 29<sup>th</sup> May, 2026</b>		Index Value of Scheme Benchmark is ₹2,63,371.0000 and Nifty 50 (TRI) is ₹35,552.6400	
<b>Allotment Date</b>	9 <sup>th</sup> June 2023		
<b>Scheme Benchmark</b>	*Domestic Price of Physical Silver		
<b>Additional Benchmark</b>	**Nifty 50 (TRI)		

Fund Managers : Mr. Ritesh Patel (since June 09, 2023), Mr. Akshay Udeshi (Co-fund manager) (since August 28, 2023)  
Note: Returns (%) for less than 1 year calculated on simple annualized basis, others are CAGR- Compounded Annualized Growth returns.  
Latest available NAV has been taken for return calculation wherever applicable

### Past Performance may or may not be sustained in future.

Note: For computation of since inception returns (%) the allotment NAV has been taken as ₹73.9962

Note:1. The reference and details provided here in are of Regular Plan - Growth Option

<sup>^</sup>Pursuant to notice cum addendum no. 25/2026, a Market Maker has been added w.e.f March 25, 2026.

<sup>^^</sup>Pursuant to notice cum addendum no. 37/2026, a Market Maker has been added w.e.f May 04, 2026.

The performance of other funds managed by the same fund manager is given in the respective page of the schemes and on page No. 107, 109, 110, 111, 112, 113, 114, 115, 116, 117, 118, 119, 120, 121

# MIRAE ASSET NIFTY 8-13 YR G-SEC ETF

**NSE Symbol: GSEC10YEAR , BSE Scrip Code: 543875**

(Exchange Traded Fund (ETF) - An open ended Index Exchange Traded Fund tracking Nifty 8-13 yr G-Sec Index. Relatively High interest rate risk and Relatively Low Credit Risk)

Monthly Factsheet as on 31 May, 2026

Fund Information	
<b>Fund Managers :</b>	Ms. Pranavi Kulkarni
<b>Allotment Date :</b>	31 <sup>st</sup> March 2023
<b>Benchmark:</b>	Nifty 8-13 yr G-Sec Index
<b>Net AUM (Cr.)</b>	94.2394
<b>Tracking Error Value ~ 1 Year Tracking Error is</b>	0.31%
<b>Exit Load:</b>	Please refer page no.95
<b>Plan Available:</b>	The Scheme does not offer any Plans/Options for investment

#### Minimum Investment Amount

**Market Maker:** Application for subscription of Units directly with the Fund in Creation Unit Size at NAV based prices in exchange of Portfolio Deposit and Cash Component.

**Large Investors:** Minimum amount of ₹25 crores for transacting directly with the AMC.

**Other investors (including Market Maker, Large Investors and Regulated Entities):** Units of the Scheme can be subscribed (in lots of 1 Unit) during the trading hours on all trading days on the NSE and BSE on which the Units are listed.

On exchange in multiple of 1 unit With AMC In multiples of 2,50,000 units

Net Asset Value (NAV)	
₹	29.7575 (Per Unit)

Market Makers	
Mirae Asset Capital Markets (India) Private Limited	
East India Securities Limited	
Kanjalochna Finserve Private Limited	
Parwati Capital Market Private Limited	
Vaibhav Stock & Derivatives Broking Private Limited	
IRage Broking Services LLP	
Junomoneta Finsol Pvt Ltd	
Motilal Oswal Financial Services Limited*	

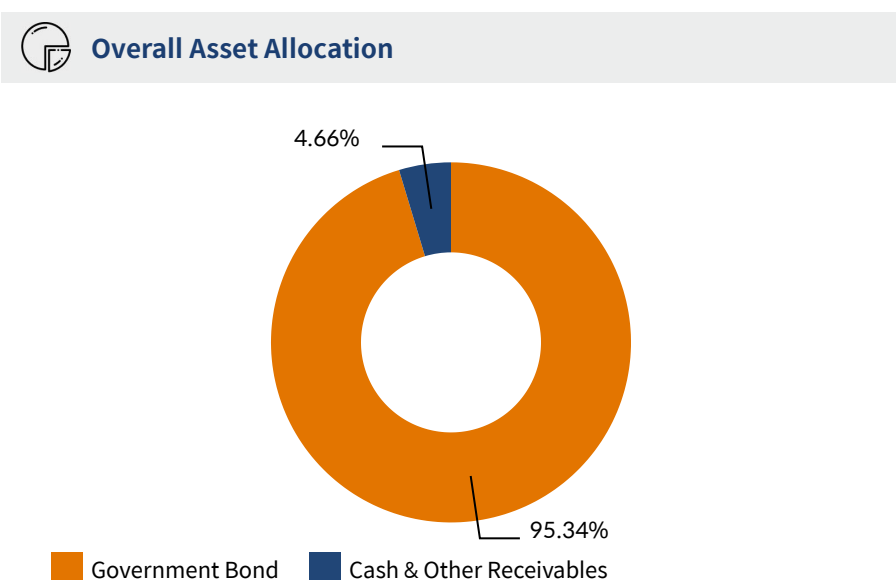
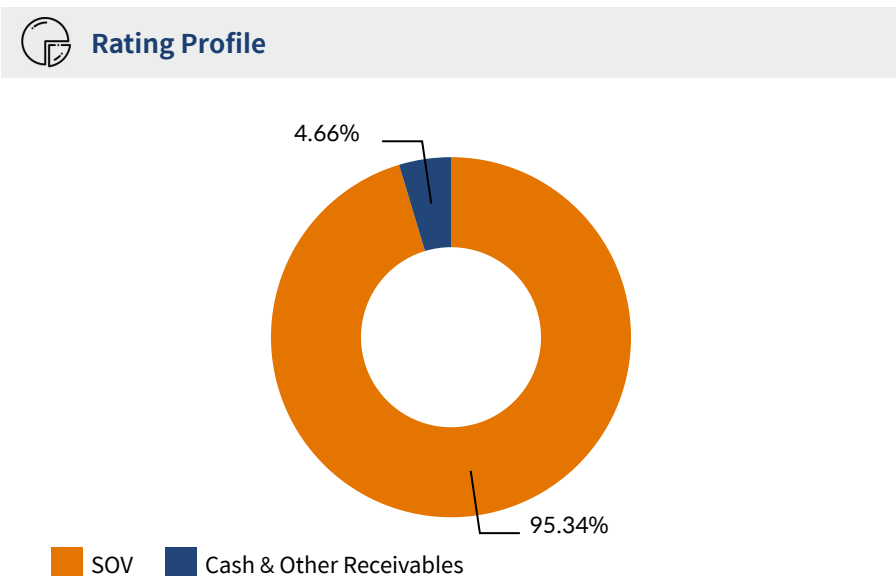
Others	
Live iNav is updated on Mirae Asset Mutual Fund website.	
NSE Symbol: GSEC10YEAR	
BSE Code: 543875	
Bloomberg Code: GSEC10YEAR IN Equity	
Reuters Code: MIRA.NS	

Quantitative: Debt	
<b>Average Maturity</b>	8.68 Years
<b>Modified Duration</b>	6.38 Years
<b>Macaulay Duration:</b>	6.60 Years
<b>Annualized Portfolio YTM*</b>	7.03%

\*In case of semi annual YTM, it will be annualized.

<b>Base Expense Ratio:</b>	0.09%
----------------------------	-------

Portfolio Holdings	
<b>Government Bond</b>	
6.48% GOI (MD 06/10/2035)	50.14%
Others	45.20%
<b>Government Bond Total</b>	<b>95.34%</b>
<b>Cash &amp; Other Receivables</b>	
TREPS/Reverse Repo	3.80%
Net Receivables / (Payables)	0.86%
<b>Cash &amp; Other Receivables Total</b>	<b>4.66%</b>
<b>Total</b>	<b>100.00%</b>



Performance Report			
Period	Mirae Asset Nifty 8-13 yr G-Sec ETF	Scheme Benchmark*	Additional Benchmark**
<b>Last 1 Year</b>	1.73%	1.46%	-0.03%
<b>Last 3 Years</b>	6.70%	6.71%	5.99%
<b>Since Inception</b>	7.34%	7.39%	6.75%
<b>Value of Rs. 10000 invested Since Inception</b>	₹12,514	₹12,530	₹12,295
<b>NAV as on 29<sup>th</sup> May, 2026</b>	₹29.7575		
<b>Index Value 29<sup>th</sup> May, 2026</b>	Index Value of Scheme Benchmark is ₹2,980.1400 and Crisil 10 Yr gilt index is ₹5,162.6971		
<b>Allotment Date</b>	31 <sup>st</sup> March 2023		
<b>Scheme Benchmark</b>	*Nifty 8-13 yr G-Sec Index		
<b>Additional Benchmark</b>	**Crisil 10 Yr gilt index		

Fund Managers : Ms. Pranavi Kulkarni (since February 05, 2026)  
Note: Returns (%) for less than 1 year calculated on simple annualized basis, others are CAGR- Compounded Annualized Growth returns. Latest available NAV has been taken for return calculation wherever applicable

#### Past Performance may or may not be sustained in future.

Note: For computation of since inception returns (%) the allotment NAV has been taken as ₹23.7792

Note:1. The reference and details provided here in are of Regular Plan - Growth Option

\*Pursuant to notice cum addendum no. 25/2026, a Market Maker has been added w.e.f March 25, 2026.

The performance of other funds managed by the same fund manager is given in the respective page of the schemes and on page No. 107, 109, 111, 112, 113, 120

# MIRAE ASSET NIFTY 1D RATE LIQUID ETF - IDCW\*

Formerly Known as Mirae Asset Nifty 1D Rate Liquid ETF

NSE Symbol: LIQUID , BSE Scrip Code: 543946

(Exchange Traded Fund (ETF) - An open ended listed liquid scheme in the form of an Exchange Traded Fund tracking Nifty 1D Rate Index, with daily Income Distribution cum capital withdrawal (IDCW) and compulsory Reinvestment of IDCW option. A relatively low interest rate risk and relatively low credit risk)

Monthly Factsheet as on 31 May, 2026

Fund Information	
<b>Fund Managers :</b>	Mr. Krishnpal Yadav
<b>Allotment Date :</b>	27 <sup>th</sup> July 2023
<b>Benchmark:</b>	Nifty 1D Rate Index
<b>Net AUM (Cr.)</b>	580.4646
<b>Tracking Error Value ~</b> 1 Year Tracking Error is	0.03%
<b>Exit Load:</b>	Please refer page no.96
<b>Plan Available:</b>	The Scheme does not offer any Plans/Options for investment

#### Minimum Investment Amount

**Market Maker:** Application for subscription of Units directly with the Fund in Creation Unit Size at NAV based prices in exchange of Portfolio Deposit and Cash Component.

**Large Investors:** Minimum amount of ₹25 crores for transacting directly with the AMC.

**Other investors (including Market Maker, Large Investors and Regulated Entities):** Units of the Scheme can be subscribed (in lots of 1 Unit) during the trading hours on all trading days on the NSE and BSE on which the Units are listed.

On exchange in multiple of 1 unit With AMC In multiples of 2,500 units

Net Asset Value (NAV)	
₹	1,000.0000 (Per Unit)

Market Makers	
Mirae Asset Capital Markets (India) Private Limited	
East India Securities Limited	
Kanjalochna Finserve Private Limited	
Cholamandalam Securities Limited	
Parwati Capital Market Private Limited	
IRage Broking Services LLP	
Junomoneta Finsol Pvt Ltd	
Vaibhav Stock & Derivatives Broking Private Limited*	

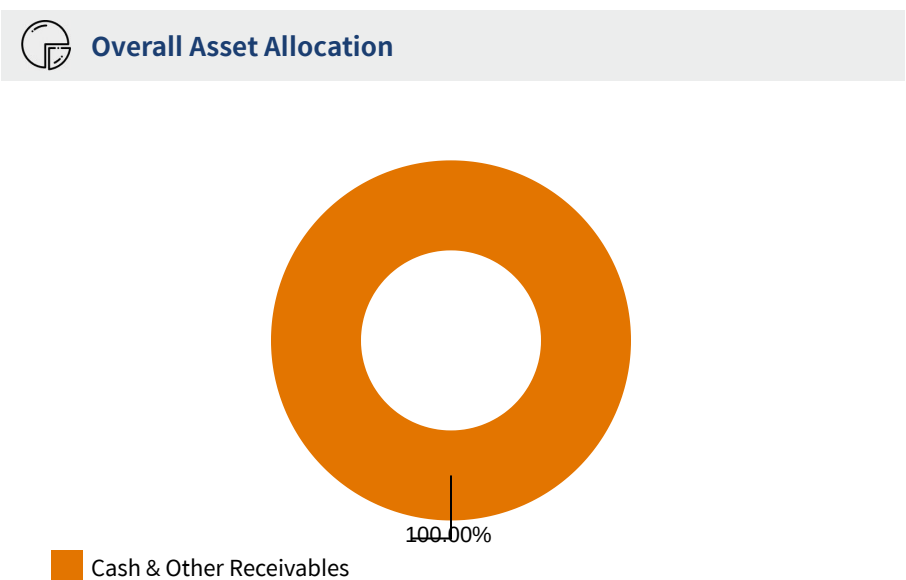
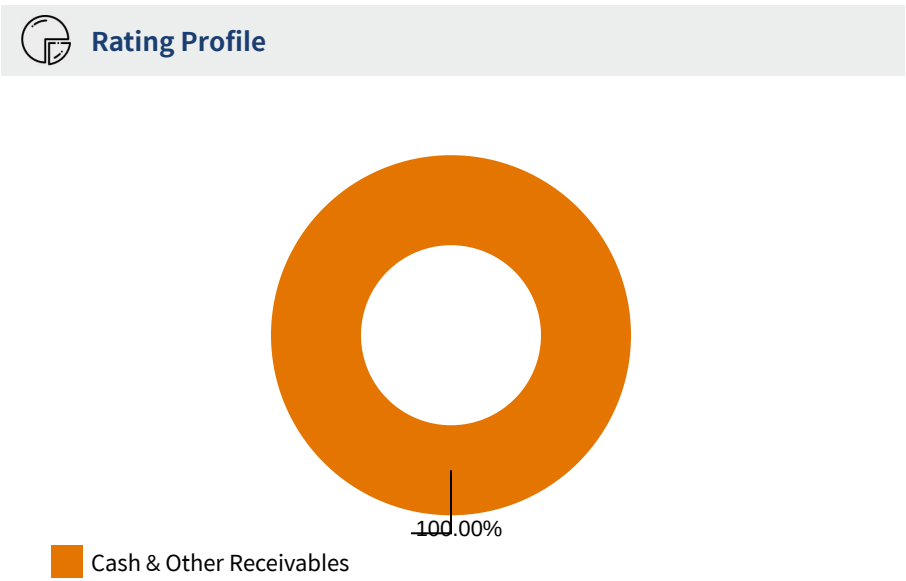
Others	
Live iNav is updated on Mirae Asset Mutual Fund website.	
NSE Symbol: LIQUID	
BSE Code: 543946	
Bloomberg Code: : MAN1DRL IN Equity	
Reuters Code: MIRA.NS	

Quantitative: Debt	
<b>Average Maturity</b>	1.00 Days
<b>Modified Duration</b>	0.00 Years
<b>Macauley Duration:</b>	0.00 Years
<b>Annualized Portfolio YTM*</b>	5.32%

\*In case of semi annual YTM, it will be annualized.

Base Expense Ratio: 0.25%	
---------------------------	--

Portfolio Holdings	
<b>Cash &amp; Other Receivables</b>	
TREPS/Reverse Repo	99.62%
Others	0.38%
<b>Cash &amp; Other Receivables Total</b>	<b>100.00%</b>
<b>Total</b>	<b>100.00%</b>



Performance Report			
Period	Mirae Asset Nifty 1D Rate Liquid ETF - IDCW*	Scheme Benchmark*	Additional Benchmark**
<b>Last 1 Year</b>	4.39%	5.34%	3.98%
<b>Since Inception</b>	5.44%	6.21%	6.32%
<b>Value of Rs. 10000 invested Since Inception</b>	₹11,627	₹11,870	₹11,905
<b>NAV as on 31<sup>st</sup> May, 2026</b>	₹1,000.0000		
<b>Index Value 31<sup>st</sup> May, 2026</b>	Index Value of Scheme Benchmark is ₹2,563.9700 and Crisil 1 Year T-bill is ₹8,066.2779		
<b>Allotment Date</b>	27 <sup>th</sup> July 2023		
<b>Scheme Benchmark</b>	*Nifty 1D Rate Index		
<b>Additional Benchmark</b>	**Crisil 1 Year T-bill		

Fund Managers : Mr. Krishnpal Yadav (since September 22, 2025)  
Note: Returns (%) for less than 1 year calculated on simple annualized basis, others are CAGR- Compounded Annualized Growth returns. Latest available NAV has been taken for return calculation wherever applicable

#### Past Performance may or may not be sustained in future.

Note: For computation of since inception returns (%) the allotment NAV has been taken as ₹1000.00

Note:1. The reference and details provided here in are of Regular Plan - Growth Option

\* Pursuant to notice cum addendum no. 54/2024, the name of scheme of Mirae Asset Mutual Fund has been changed with effect from October 23, 2024.

^Pursuant to notice cum addendum no. 25/2026, a Market Maker has been added w.e.f March 25, 2026.

The performance of other funds managed by the same fund manager is given in the respective page of the schemes and on page No. 107, 108, 114, 118

# MIRAE ASSET NIFTY 1D RATE LIQUID ETF - GROWTH

**NSE Symbol: LIQUIDPLUS , BSE Scrip Code: 544284**

(Exchange Traded Fund (ETF) - An open-ended listed liquid scheme in the form of an Exchange Traded Fund tracking Nifty 1D Rate Index, with growth option. A relatively low interest rate risk and relatively low credit risk)

Monthly Factsheet as on 31 May, 2026

Fund Information	
<b>Fund Managers :</b>	Mr. Krishnpal Yadav
<b>Allotment Date :</b>	7 <sup>th</sup> November 2024
<b>Benchmark:</b>	Nifty 1D Rate Index
<b>Net AUM (Cr.)</b>	681.7499
<b>Tracking Error Value ~ 1 Year Tracking Error is</b>	0.01%
<b>Exit Load:</b>	Please refer page no.96
<b>Plan Available:</b>	The Scheme does not offer any Plans/Options for investment

#### Minimum Investment Amount

**Market Maker:** Application for subscription of Units directly with the Fund in Creation Unit Size at NAV based prices in exchange of Portfolio Deposit and Cash Component.

**Large Investors:** Minimum amount of ₹25 crores for transacting directly with the AMC.

**Other investors (including Market Maker, Large Investors and Regulated Entities):** Units of the Scheme can be subscribed (in lots of 1 Unit) during the trading hours on all trading days on the NSE and BSE on which the Units are listed.

On exchange in multiple of 1 unit With AMC In multiples of 2,500 units.

Net Asset Value (NAV)	
₹	1,087.7045 (Per Unit)

Market Makers	
Mirae Asset Capital Markets (India) Private Limited	
East India Securities Limited	
Kanjalochna Finserve Private Limited	
Parwati Capital Market Private Limited	
Cholamandalam Securities Limited	
Vaibhav Stock & Derivatives Broking Private Limited	
IRage Broking Services LLP	
Junomoneta Finsol Pvt Ltd	

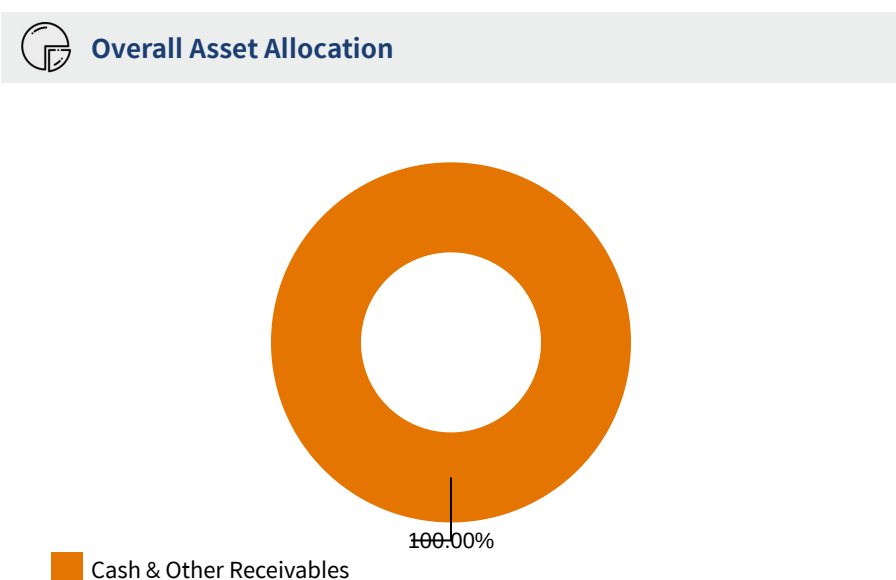
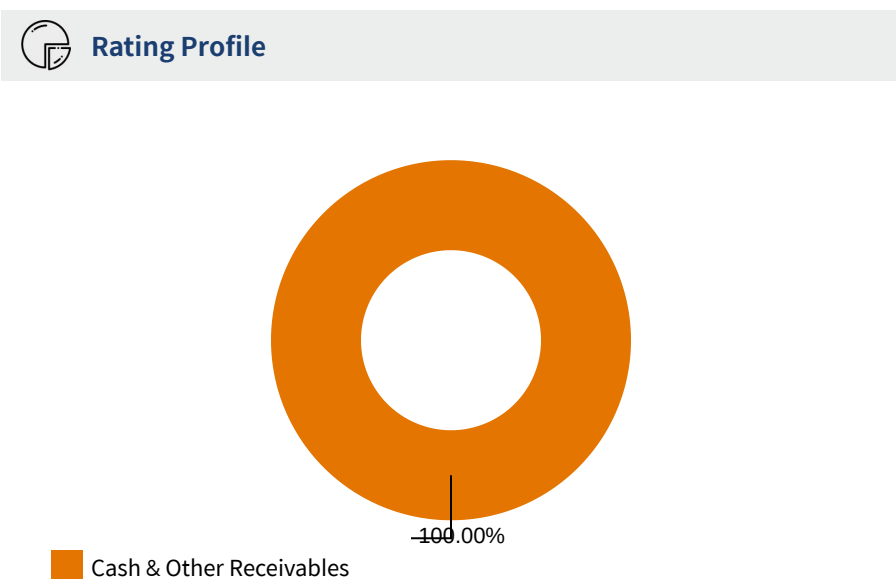
Others	
Live iNav is updated on Mirae Asset Mutual Fund website.	
NSE Symbol: LIQUIDPLUS	
BSE Code: 544284	
Bloomberg Code: MAN1DRG IN Equity	
Reuters Code:	

Quantitative: Debt	
<b>Average Maturity</b>	1.00 Days
<b>Modified Duration</b>	0.00 Years
<b>Macaulay Duration:</b>	0.00 Years
<b>Annualized Portfolio YTM*</b>	5.32%

\*In case of semi annual YTM, it will be annualized.

<b>Base Expense Ratio:</b>	0.14%
----------------------------	-------

Portfolio Holdings	
<b>Cash &amp; Other Receivables</b>	
TREPS/Reverse Repo	99.52%
Others	0.48%
<b>Cash &amp; Other Receivables Total</b>	<b>100.00%</b>
<b>Total</b>	<b>100.00%</b>



Performance Report			
Period	Mirae Asset Nifty 1D Rate Liquid ETF - Growth	Scheme Benchmark*	Additional Benchmark**
<b>Last 1 Year</b>	5.12%	5.34%	-0.03%
<b>Since Inception</b>	5.53%	5.73%	4.69%
<b>Value of Rs. 10000 invested Since Inception</b>	₹10,877	₹10,909	₹10,742
<b>NAV as on 31<sup>st</sup> May, 2026</b>	₹1,087.7045		
<b>Index Value 31<sup>st</sup> May, 2026</b>	Index Value of Scheme Benchmark is ₹2,563.9700 and CRISIL 10 Year Gilt Index is ₹5,163.6810		
<b>Allotment Date</b>	7 <sup>th</sup> November 2024		
<b>Scheme Benchmark</b>	*Nifty 1D Rate Index		
<b>Additional Benchmark</b>	**CRISIL 10 Year Gilt Index		

Fund Managers : Mr. Krishnpal Yadav (since September 22, 2025)  
Note: Returns (%) for less than 1 year calculated on simple annualized basis, others are CAGR- Compounded Annualized Growth returns. Latest available NAV has been taken for return calculation wherever applicable

**Past Performance may or may not be sustained in future.**

Note: For computation of since inception returns (%) the allotment NAV has been taken as ₹1000.00

Note:1. The reference and details provided here in are of Regular Plan - Growth Option

The performance of other funds managed by the same fund manager is given in the respective page of the schemes and on page No. 107, 108, 114, 118

# MIRAE ASSET DIVERSIFIED EQUITY ALLOCATOR PASSIVE FOF\*

Formerly Known as Mirae Asset Equity Allocator Fund of Fund

(Fund of Fund - An open ended fund of fund scheme predominantly investing in units of domestic equity ETFs)

Monthly Factsheet as on 31 May, 2026

Fund Information		Portfolio Holdings		Overall Asset Allocation		
<b>Fund Managers:</b> Mr. Siddharth Srivastava		<b>Exchange Traded Funds</b> Mirae Asset Nifty 50 ETF 61.81% Mirae Asset Nifty Midcap 150 ETF 23.04% Mirae Asset Nifty Next 50 ETF 15.15% <b>Exchange Traded Funds Total 100.00%</b>				
<b>Allotment Date :</b> 21 <sup>st</sup> September 2020		<b>Cash &amp; Other Receivables</b> TREPS/Reverse Repo 0.02% Net Receivables / (Payables) -0.02% <b>Cash &amp; Other Receivables Total 0.00%</b>		<b>Total 100.00%</b>		
<b>Benchmark:</b> Nifty 200 Index (TRI)		<b>Total</b>				
<b>Net AUM (Cr.)</b> 988.260						
<b>Exit Load:</b> Please refer page no.97						
<b>Plan Available:</b> Regular Plan and Direct Plan						
<b>Minimum Investment Amount</b> ₹5,000/- and in multiples of ₹1/- thereafter. Minimum Additional Application Amount: ₹1,000/- per application and in multiples of ₹1/- thereafter						
Net Asset Value (NAV)						
	Direct	Regular				
Growth	₹24.640	₹24.535				
IDCW	₹24.659	₹24.538				
Base Expense Ratio						
Regular Plan	0.08%					
Direct Plan	0.04%					
Investors may note that they will bear recurring expenses of the underlying scheme in addition to the expenses of this scheme. The BER of underlying scheme i.e. Mirae Asset Nifty 50 ETF is 0.04%, Mirae Asset Nifty Midcap 150 ETF is 0.05% and Mirae Asset Nifty Next 50 ETF is 0.05%						
<b>The weighted average cost of the underlying ETFs is 0.04%</b>						
Performance Report						
Period	Mirae Asset Diversified Equity Allocator Passive FOF*	Scheme Benchmark*	Additional Benchmark**			
Last 1 Year	0.11%	-0.01%	-7.21%			
Last 3 Years	12.99%	13.12%	7.32%			
Last 5 Years	11.87%	11.90%	8.85%			
Since Inception	17.09%	17.34%	13.92%			
Value of Rs. 10000 invested Since Inception	₹24,535	₹24,833	₹20,983			
NAV as on 29 <sup>th</sup> May, 2026	₹24.535					
Index Value 29 <sup>th</sup> May, 2026	Index Value of Scheme Benchmark is ₹18,290.450 and BSE Sensex (TRI) is ₹1,17,657.243					
Allotment Date	21 <sup>st</sup> September 2020					
Scheme Benchmark	*Nifty 200 Index (TRI)					
Additional Benchmark	**BSE Sensex (TRI)					
Fund Managers : Mr. Siddharth Srivastava (since January 01, 2026) Note: Returns (%) for less than 1 year calculated on simple annualized basis, others are CAGR- Compounded Annualized Growth returns. Latest available NAV has been taken for return calculation wherever applicable						

Past Performance may or may not be sustained in future.

Note: For computation of since inception returns (%) the allotment NAV has been taken as ₹ 10.00

Note:1. Different Plans under the scheme has different expense structure. The reference and details provided here in are of Regular Plan - Growth Option

\* Pursuant to notice cum addendum no. 29/2025, the name of scheme of Mirae Asset Mutual Fund has been changed with effect from May 06, 2025.

The performance of other funds managed by the same fund manager is given in the respective page of the schemes and on page No. 108, 109, 110, 112, 115

# MIRAE ASSET NIFTY 100 ESG SECTOR LEADERS FUND OF FUND

(Fund of Fund - An open ended fund of fund scheme predominantly investing in Mirae Asset Nifty 100 ESG Sector Leaders ETF)

Monthly Factsheet as on 31 May, 2026

Fund Information		Portfolio Holdings		Overall Asset Allocation		
<b>Fund Managers<sup>®</sup>:</b> Ms. Ekta Gala Mr. Vishal Singh		<b>Exchange Traded Funds</b> Mirae Asset Nifty 100 ESG Sector Leaders ETF 100.11% <b>Exchange Traded Funds Total</b> 100.11%				
<b>Allotment Date :</b> 18 <sup>th</sup> November 2020		<b>Cash &amp; Other Receivables</b> TREPS/Reverse Repo 0.12% Net Receivables / (Payables) -0.23% <b>Cash &amp; Other Receivables Total</b> -0.11% <b>Total</b> 100.00%				
<b>Benchmark:</b> Nifty 100 ESG Sector Leaders Index (TRI)						
<b>Net AUM (Cr.)</b> 82.500						
<b>Exit Load:</b> Please refer page no.97						
<b>Plan Available:</b> Regular Plan and Direct Plan						
<b>Minimum Investment Amount</b> ₹5,000/- and in multiples of ₹1/- thereafter. Minimum Additional Application Amount: ₹1,000/- per application and in multiples of ₹1/- thereafter						
Net Asset Value (NAV)		Performance Report				
	Direct	Regular	Period	Mirae Asset Nifty 100 ESG Sector Leaders Fund of Fund	Scheme Benchmark*	Additional Benchmark**
Growth	₹17.869	₹17.521	Last 1 Year	-4.47%	-3.49%	-7.21%
IDCW	₹17.864	₹17.486	Last 3 Years	9.82%	11.02%	7.32%
			Last 5 Years	8.24%	9.42%	8.85%
			Since Inception	10.68%	11.96%	11.25%
			Value of Rs. 10000 invested Since Inception	₹17,521	₹18,675	₹18,031
			NAV as on 29 <sup>th</sup> May, 2026	₹17.521		
			Index Value 29 <sup>th</sup> May, 2026	Index Value of Scheme Benchmark is ₹4,607.130 and BSE Sensex (TRI) is ₹1,17,657.243		
			Allotment Date	18 <sup>th</sup> November 2020		
			Scheme Benchmark	*Nifty 100 ESG Sector Leaders Index (TRI)		
			Additional Benchmark	**BSE Sensex (TRI)		
<b>Base Expense Ratio</b>		Fund Managers : Ms. Ekta Gala (since November 18, 2020), Mr. Vishal Singh <sup>®</sup> (since March 25, 2026) Note: Returns (%) for less than 1 year calculated on simple annualized basis, others are CAGR- Compounded Annualized Growth returns. Latest available NAV has been taken for return calculation wherever applicable				
Regular Plan	0.40%					
Direct Plan	0.07%					
Investors may note that they have to bear recurring expense if the underlying scheme in addition to the expenses of this scheme. The BER of underlying scheme i.e Mirae Asset Nifty 100 ESG Sector Leaders ETF is 0.35%						

**Past Performance may or may not be sustained in future.**

Note: For computation of since inception returns (%) the allotment NAV has been taken as ₹10.00

Note:1. Different Plans under the scheme has different expense structure. The reference and details provided here in are of Regular Plan - Growth Option

© Pursuant to notice cum addendum no. 25/2026, Fund Manager of the scheme has been changed with effect from March 25, 2026.

The performance of other funds managed by the same fund manager is given in the respective page of the schemes and on page No. 107, 108, 109, 110, 111, 113, 114, 115, 116, 117, 118, 119, 120, 121, 122

# MIRAE ASSET NYSE FANG + ETF FUND OF FUND

(Fund of Fund - An open ended fund of fund scheme predominantly investing in Mirae Asset NYSE FANG + ETF)

Monthly Factsheet as on 31 May, 2026

## Fund Information

**Fund Managers:**  
Ms. Ekta Gala  
Mr. Akshay Udeshi

**Allotment Date :** 10<sup>th</sup> May 2021

**Benchmark:** NYSE FANG + Index (TRI) (INR)

**Net AUM (Cr.)** 2,605.342

**Exit Load:** Please refer page no.97

**Plan Available:** Regular Plan and Direct Plan

**Minimum Investment Amount**  
₹5,000/- and in multiples of ₹1/- thereafter. Minimum Additional Application Amount: ₹1,000/- per application and in multiples of ₹1/- thereafter

## Net Asset Value (NAV)

	Direct	Regular
<b>Growth</b>	₹42.278	₹41.454

## Base Expense Ratio

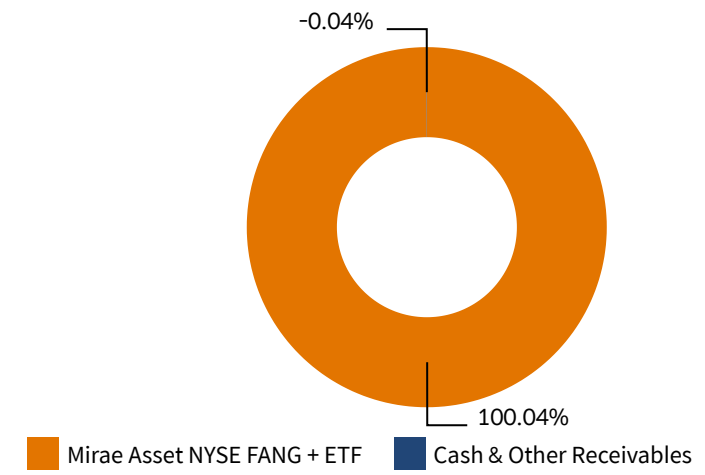
<b>Regular Plan</b>	0.35%
<b>Direct Plan</b>	0.03%

Investors may note that they have to bear recurring expense if the underlying scheme in addition to the expenses of this scheme. The BER of underlying scheme i.e Mirae Asset NYSE FANG+ ETF is 0.55%

## Portfolio Holdings

<b>Exchange Traded Funds</b>	
Mirae Asset NYSE FANG + ETF	100.04%
<b>Exchange Traded Funds Total</b>	<b>100.04%</b>
<b>Cash &amp; Other Receivables</b>	
TREPS/Reverse Repo	0.08%
Net Receivables / (Payables)	-0.12%
<b>Cash &amp; Other Receivables Total</b>	<b>-0.04%</b>
<b>Total</b>	<b>100.00%</b>

## Overall Asset Allocation



## Performance Report

Period	Mirae Asset NYSE FANG + ETF Fund of Fund	Scheme Benchmark*	Additional Benchmark**
<b>Last 1 Year</b>	45.49%	49.10%	-7.21%
<b>Last 3 Years</b>	49.33%	44.07%	7.32%
<b>Last 5 Years</b>	32.00%	29.86%	9.09%
<b>Since Inception</b>	32.49%	30.24%	9.82%
<b>Value of Rs. 10000 invested Since Inception</b>	₹41,454	₹38,020	₹16,059
<b>NAV as on 29<sup>th</sup> May, 2026</b>	₹41.454		
<b>Index Value 29<sup>th</sup> May, 2026</b>		Index Value of Scheme Benchmark is ₹24,364.660 and BSE Sensex (TRI) is ₹1,17,657.243	
<b>Allotment Date</b>	10 <sup>th</sup> May 2021		
<b>Scheme Benchmark</b>	*NYSE FANG + Index (TRI) (INR)		
<b>Additional Benchmark</b>	**BSE Sensex (TRI)		

Fund Managers : Ms. Ekta Gala (since May 10, 2021), Mr. Akshay Udeshi (since March 12, 2025)  
Note: Returns (%) for less than 1 year calculated on simple annualized basis, others are CAGR- Compounded Annualized Growth returns.  
Latest available NAV has been taken for return calculation wherever applicable

**Past Performance may or may not be sustained in future.**

Note: For computation of since inception returns (%) the allotment NAV has been taken as ₹10.00  
Note:1. Different Plans under the scheme has different expense structure. The reference and details provided here in are of Regular Plan - Growth Option  
The performance of other funds managed by the same fund manager is given in the respective page of the schemes and on page No. 107, 108, 109, 110, 111, 112, 113, 114, 115, 116, 117, 118, 119, 120, 121, 122

# MIRAE ASSET S&P 500 TOP 50 ETF FUND OF FUND

(Fund of Fund - An open ended fund of fund scheme predominantly investing in units of Mirae Asset S&P 500 Top 50 ETF)

Monthly Factsheet as on 31 May, 2026

## Fund Information

**Fund Managers:**  
Ms. Ekta Gala  
Mr. Akshay Udeshi

**Allotment Date :** 22<sup>nd</sup> September 2021

**Benchmark:** S&P 500 Top 50 Index (TRI) (INR)

**Net AUM (Cr.)** 862.679

**Exit Load:** Please refer page no.98

**Plan Available:** Regular Plan and Direct Plan

**Minimum Investment Amount**  
₹5,000/- and in multiples of ₹1/- thereafter. Minimum Additional Application Amount: ₹1,000/- per application and in multiples of ₹1/- thereafter

## Net Asset Value (NAV)

	Direct	Regular
<b>Growth</b>	₹29.091	₹28.541

## Base Expense Ratio

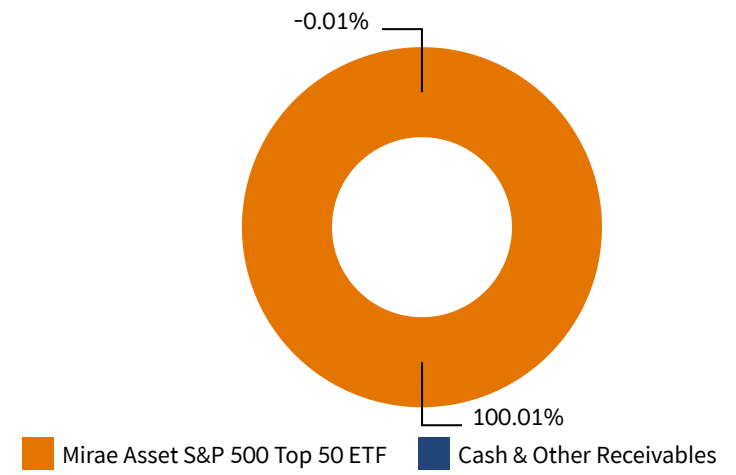
<b>Regular Plan</b>	0.36%
<b>Direct Plan</b>	0.02%

Investors may note that they have to bear recurring expense if the underlying scheme in addition to the expenses of this scheme. The BER of underlying scheme i.e Mirae Asset S&P 500 Top 50 ETF is 0.54%

## Portfolio Holdings

<b>Exchange Traded Funds</b>	
Mirae Asset S&P 500 Top 50 ETF	100.01%
<b>Exchange Traded Funds Total</b>	<b>100.01%</b>
<b>Cash &amp; Other Receivables</b>	
TREPS/Reverse Repo	0.12%
Net Receivables / (Payables)	-0.12%
<b>Cash &amp; Other Receivables Total</b>	<b>-0.01%</b>
<b>Total</b>	<b>100.00%</b>

## Overall Asset Allocation



## Performance Report

Period	Mirae Asset S&P 500 TOP 50 ETF Fund of Fund	Scheme Benchmark*	Additional Benchmark**
<b>Last 1 Year</b>	49.96%	47.02%	-7.21%
<b>Last 3 Years</b>	37.96%	32.30%	7.32%
<b>Since Inception</b>	25.09%	22.60%	6.45%
<b>Value of Rs. 10000 invested Since Inception</b>	₹28,541	₹25,980	₹13,402
<b>NAV as on 29<sup>th</sup> May, 2026</b>	₹28.541		
<b>Index Value 29<sup>th</sup> May, 2026</b>	Index Value of Scheme Benchmark is ₹14,010.700 and BSE Sensex (TRI) is ₹1,17,657.243		
<b>Allotment Date</b>	22 <sup>nd</sup> September 2021		
<b>Scheme Benchmark</b>	*S&P 500 Top 50 Index (TRI) (INR)		
<b>Additional Benchmark</b>	**BSE Sensex (TRI)		

Fund Managers : Ms. Ekta Gala (since September 22, 2021), Mr. Akshay Udeshi (since March 12, 2025)  
Note: Returns (%) for less than 1 year calculated on simple annualized basis, others are CAGR- Compounded Annualized Growth returns.  
Latest available NAV has been taken for return calculation wherever applicable

**Past Performance may or may not be sustained in future.**

Note: For computation of since inception returns (%) the allotment NAV has been taken as ₹ 10.00  
Note:1. Different Plans under the scheme has different expense structure. The reference and details provided here in are of Regular Plan - Growth Option  
The performance of other funds managed by the same fund manager is given in the respective page of the schemes and on page No. 107, 108, 109, 110, 111, 112, 113, 114, 115, 116, 117, 118, 119, 120, 121, 122

# MIRAE ASSET HANG SENG TECH ETF FUND OF FUND

(Fund of Fund - An open ended fund of fund scheme predominantly investing in Mirae Asset Hang Seng TECH ETF)

Monthly Factsheet as on 31 May, 2026

## Fund Information

**Fund Managers:**  
Ms. Ekta Gala  
Mr. Akshay Udeshi

**Allotment Date :** 8<sup>th</sup> December 2021

**Benchmark:** Hang Seng TECH (TRI) (INR)

**Net AUM (Cr.)** 83.128

**Exit Load:** Please refer page no.98

**Plan Available:** Regular Plan and Direct Plan

**Minimum Investment Amount**  
₹5,000/- and in multiples of ₹1/- thereafter. Minimum Additional Application Amount: ₹1,000/- per application and in multiples of ₹1/- thereafter

## Net Asset Value (NAV)

	Direct	Regular
<b>Growth</b>	₹12.586	₹12.332

## Base Expense Ratio

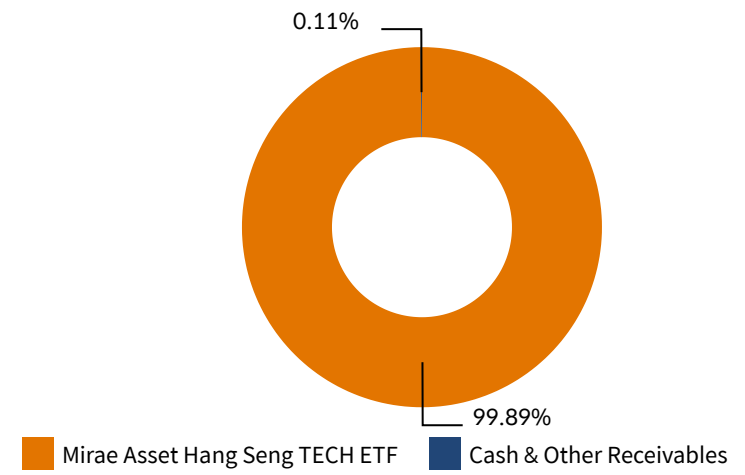
<b>Regular Plan</b>	0.40%
<b>Direct Plan</b>	0.03%

Investors may note that they have to bear recurring expense if the underlying scheme in addition to the expenses of this scheme. The BER of underlying scheme i.e Mirae Asset Hang Seng TECH ETF is 0.50%

## Portfolio Holdings

<b>Exchange Traded Funds</b>	
Mirae Asset Hang Seng TECH ETF	99.89%
<b>Exchange Traded Funds Total</b>	<b>99.89%</b>
<b>Cash &amp; Other Receivables</b>	
TREPS/Reverse Repo	0.18%
Net Receivables / (Payables)	-0.06%
<b>Cash &amp; Other Receivables Total</b>	<b>0.11%</b>
<b>Total</b>	<b>100.00%</b>

## Overall Asset Allocation



## Performance Report

Period	Mirae Asset Hang Seng TECH ETF Fund of Fund	Scheme Benchmark*	Additional Benchmark**
<b>Last 1 Year</b>	8.14%	6.04%	-7.21%
<b>Last 3 Years</b>	21.82%	16.75%	7.32%
<b>Since Inception</b>	4.80%	1.39%	6.84%
<b>Value of Rs. 10000 invested Since Inception</b>	₹12,332	₹10,639	₹13,447
<b>NAV as on 29<sup>th</sup> May, 2026</b>	₹12.332		
<b>Index Value 29<sup>th</sup> May, 2026</b>	Index Value of Scheme Benchmark is ₹6,858.960 and BSE Sensex (TRI) is ₹1,17,657.243		
<b>Allotment Date</b>	8 <sup>th</sup> December 2021		
<b>Scheme Benchmark</b>	*Hang Seng TECH (TRI) (INR)		
<b>Additional Benchmark</b>	**BSE Sensex (TRI)		

Fund Managers : Ms. Ekta Gala (since December 08, 2021), Mr. Akshay Udeshi (since March 12, 2025)  
Note: Returns (%) for less than 1 year calculated on simple annualized basis, others are CAGR- Compounded Annualized Growth returns.  
Latest available NAV has been taken for return calculation wherever applicable

**Past Performance may or may not be sustained in future.**

Note: For computation of since inception returns (%) the allotment NAV has been taken as ₹10.00  
Note:1. Different Plans under the scheme has different expense structure. The reference and details provided here in are of Regular Plan - Growth Option  
The performance of other funds managed by the same fund manager is given in the respective page of the schemes and on page No. 107, 108, 109, 110, 111, 112, 113, 114, 115, 116, 117, 118, 119, 120, 121, 122

# MIRAE ASSET NIFTY INDIA MANUFACTURING ETF FUND OF FUND

(Fund of Fund - An open ended fund of fund scheme predominantly investing in units of Mirae Asset Nifty India Manufacturing ETF)

Monthly Factsheet as on 31 May, 2026

Fund Information		Portfolio Holdings		Overall Asset Allocation		
<b>Fund Managers<sup>®</sup>:</b> Ms. Ekta Gala Mr. Vishal Singh		<b>Exchange Traded Funds</b> Mirae Asset Nifty India Manufacturing ETF 99.90% <b>Exchange Traded Funds Total</b> 99.90%				
<b>Allotment Date :</b> 31 <sup>st</sup> January 2022		<b>Cash &amp; Other Receivables</b> TREPS/Reverse Repo 0.27% Net Receivables / (Payables) -0.17% <b>Cash &amp; Other Receivables Total</b> 0.10% <b>Total</b> 100.00%				
<b>Benchmark:</b> Nifty India Manufacturing Index (TRI)						
<b>Net AUM (Cr.)</b> 120.922						
<b>Exit Load:</b> Please refer page no.98						
<b>Plan Available:</b> Regular Plan and Direct Plan						
<b>Minimum Investment Amount</b> ₹5,000/- and in multiples of ₹1/- thereafter. Minimum Additional Application Amount: ₹1,000/- per application and in multiples of ₹1/- thereafter						
Net Asset Value (NAV)		Performance Report				
	Direct	Regular	Period	Mirae Asset Nifty India Manufacturing ETF Fund of Fund	Scheme Benchmark*	Additional Benchmark**
Growth	₹20.201	₹19.866	Last 1 Year	11.88%	13.18%	-7.21%
IDCW	₹20.202	₹19.940	Last 3 Years	21.97%	23.21%	7.32%
			Since Inception	17.20%	18.51%	7.34%
			Value of Rs. 10000 invested Since Inception	₹19,866	₹20,851	₹13,587
			NAV as on 29 <sup>th</sup> May, 2026	₹19.866		
			Index Value 29 <sup>th</sup> May, 2026	Index Value of Scheme Benchmark is ₹20,764.660 and BSE Sensex (TRI) is ₹1,17,657.243		
			Allotment Date	31 <sup>st</sup> January 2022		
			Scheme Benchmark	*Nifty India Manufacturing Index (TRI)		
			Additional Benchmark	**BSE Sensex (TRI)		
<b>Base Expense Ratio</b>		Fund Managers : Ms. Ekta Gala (since January 31, 2022), Mr. Vishal Singh <sup>®</sup> (since March 25, 2026) Note: Returns (%) for less than 1 year calculated on simple annualized basis, others are CAGR- Compounded Annualized Growth returns. Latest available NAV has been taken for return calculation wherever applicable				
Regular Plan	0.37%					
Direct Plan	0.06%					
Investors may note that they have to bear recurring expense if the underlying scheme in addition to the expenses of this scheme. The BER of underlying scheme i.e Mirae Asset Nifty India Manufacturing ETF is 0.36%						

Past Performance may or may not be sustained in future.

Note: For computation of since inception returns (%) the allotment NAV has been taken as ₹10.00

Note:1. Different Plans under the scheme has different expense structure. The reference and details provided here in are of Regular Plan - Growth Option

© Pursuant to notice cum addendum no. 25/2026, Fund Manager of the scheme has been changed with effect from March 25, 2026.

The performance of other funds managed by the same fund manager is given in the respective page of the schemes and on page No. 107, 108, 109, 110, 111, 113, 114, 115, 116, 117, 118, 119, 120, 121, 122

# MIRAE ASSET GLOBAL X ARTIFICIAL INTELLIGENCE & TECHNOLOGY ETF FUND OF FUND

(Fund of Fund - An open ended fund of fund scheme investing in units of Global X Artificial Intelligence & Technology ETF)

Monthly Factsheet as on 31 May, 2026

Fund Information		Portfolio Holdings		Overall Asset Allocation		
<b>Fund Managers:</b> Mr. Siddharth Srivastava		<b>International Exchange Traded Funds</b> Global X Artificial Intelligence & Technology ETF 99.76% <b>International Exchange Traded Funds Total</b> 99.76%				
<b>Allotment Date :</b> 7 <sup>th</sup> September 2022		<b>Cash &amp; Other Receivables</b> TREPS/Reverse Repo 0.10% Net Receivables / (Payables) 0.14% <b>Cash &amp; Other Receivables Total</b> 0.24% <b>Total</b> 100.00%				
<b>Benchmark:</b> Indxx Artificial Intelligence & Big Data Index (TRI) (INR)						
<b>Net AUM (Cr.)</b> 516.861						
<b>Exit Load:</b> Please refer page no.99						
<b>Plan Available:</b> Regular Plan and Direct Plan						
<b>Minimum Investment Amount</b> ₹5,000/- and in multiples of ₹1/- thereafter. Minimum Additional Application Amount: ₹1,000/- per application and in multiples of ₹1/- thereafter						
Net Asset Value (NAV)		Performance Report				
	Direct	Regular	Period	Mirae Asset Global X Artificial Intelligence & Technology ETF Fund of Fund	Scheme Benchmark*	Additional Benchmark**
Growth	₹37.709	₹37.483	Last 1 Year	85.77%	87.74%	-3.84%
			Last 3 Years	43.48%	45.12%	9.54%
			Since Inception	42.56%	44.21%	9.23%
			Value of Rs. 10000 invested Since Inception	₹37,483	₹39,120	₹13,893
			NAV as on 29 <sup>th</sup> May, 2026	₹37.483		
			Index Value 29 <sup>th</sup> May, 2026	Index Value of Scheme Benchmark is ₹12,304.340 and Nifty 50 Index (TRI) is ₹35,552.640		
			Allotment Date	7 <sup>th</sup> September 2022		
			Scheme Benchmark	*Indxx Artificial Intelligence & Big Data Index (TRI) (INR)		
			Additional Benchmark	**Nifty 50 Index (TRI)		
<b>Base Expense Ratio</b>		Fund Managers : Mr. Siddharth Srivastava (since September 07, 2022) Note: Returns (%) for less than 1 year calculated on simple annualized basis, others are CAGR- Compounded Annualized Growth returns. Latest available NAV has been taken for return calculation wherever applicable				
Regular Plan	0.22%					
Direct Plan	0.12%					
Investors may note that they will bear recurring expenses of the underlying scheme in addition to the expenses of this scheme. The BER of underlying scheme i.e. Global X Artificial Intelligence & Technology ETF is 0.68%						

Past Performance may or may not be sustained in future.

Note: For computation of since inception returns (%) the allotment NAV has been taken as ₹10.00  
 Note:1. Different Plans under the scheme has different expense structure. The reference and details provided here in are of Regular Plan - Growth Option.  
 The performance of other funds managed by the same fund manager is given in the respective page of the schemes and on page No. 108, 109, 110, 112, 115

# MIRAE ASSET GLOBAL ELECTRIC & AUTONOMOUS VEHICLES EQUITY PASSIVE FOF\*

**Formerly Known as Mirae Asset Global Electric & Autonomous Vehicles ETFs Fund of Fund**  
(Fund of Fund - An open-ended fund of fund scheme investing in overseas equity Exchange Traded Funds which are based on companies involved in development of Electric & Autonomous Vehicles and related technology, components and materials)

Monthly Factsheet as on 31 May, 2026

Fund Information		Portfolio Holdings		Overall Asset Allocation		
<b>Fund Managers:</b> Mr. Siddharth Srivastava		<b>International Exchange Traded Funds</b>		<p>0.40%</p> <p>99.60%</p> <p>International Exchange Traded Funds Cash &amp; Other Receivables</p>		
<b>Allotment Date :</b> 7 <sup>th</sup> September 2022		Global X Autonomous & Electric Vehicles UCITS ETF 73.84%				
<b>Benchmark:</b> Solactive Autonomous & Electric Vehicles Index (TRI) (INR)		Global X Lithium & Battery Tech UCITS ETF 16.51%				
<b>Net AUM (Cr.)</b> 80.274		Global X China Electric Vehicle and Battery ETF 9.25%				
<b>Exit Load:</b> Please refer page no.99		<b>International Exchange Traded Funds Total</b> 99.60%				
<b>Plan Available:</b> Regular Plan and Direct Plan		<b>Cash &amp; Other Receivables</b>				
<b>Minimum Investment Amount</b> ₹5,000/- and in multiples of ₹1/- thereafter. Minimum Additional Application Amount: ₹1,000/- per application and in multiples of ₹1/- thereafter		TREPS/Reverse Repo 0.52%				
		Net Receivables / (Payables) -0.12%				
		<b>Cash &amp; Other Receivables Total</b> 0.40%				
		<b>Total</b> 100.00%				
<b>Net Asset Value (NAV)</b>		<b>Performance Report</b>				
	<b>Direct</b>	<b>Regular</b>	<b>Period</b>	<b>Mirae Asset Global Electric &amp; Autonomous Vehicles Equity Passive FOF*</b>	<b>Scheme Benchmark*</b>	<b>Additional Benchmark**</b>
<b>Growth</b>	₹19.754	₹19.458	<b>Last 1 Year</b>	108.66%	114.45%	-3.84%
			<b>Last 3 Years</b>	25.76%	29.40%	9.54%
			<b>Since Inception</b>	19.56%	24.97%	9.23%
			<b>Value of Rs. 10000 invested Since Inception</b>	₹19,458	₹22,947	₹13,893
			<b>NAV as on 29<sup>th</sup> May, 2026</b>	₹19.458		
			<b>Index Value 29<sup>th</sup> May, 2026</b>	Index Value of Scheme Benchmark is ₹3,638.772 and Nifty 50 Index (TRI) is ₹35,552.640		
			<b>Allotment Date</b>	7 <sup>th</sup> September 2022		
			<b>Scheme Benchmark</b>	*Solactive Autonomous & Electric Vehicles Index (TRI) (INR)		
			<b>Additional Benchmark</b>	**Nifty 50 Index (TRI)		
<b>Base Expense Ratio</b>						
	<b>Regular Plan</b>	0.36%				
	<b>Direct Plan</b>	0.21%				
Investors may note that they will bear recurring expenses of the underlying scheme in addition to the expenses of this scheme. The BER of underlying scheme i.e. Global X Autonomous & Electric Vehicles UCITS ETF is 0.50%, Global X Lithium & Battery Tech UCITS ETF is 0.60% and Global X China Electric Vehicle and Battery ETF is 0.68%						
<b>The weighted average cost of the underlying ETFs is 0.53%</b>						
Fund Managers : Mr. Siddharth Srivastava (since September 07, 2022) Note: Returns (%) for less than 1 year calculated on simple annualized basis, others are CAGR- Compounded Annualized Growth returns. Latest available NAV has been taken for return calculation wherever applicable						

**Past Performance may or may not be sustained in future.**

Note: For computation of since inception returns (%) the allotment NAV has been taken as ₹10.00

Note:1. Different Plans under the scheme has different expense structure. The reference and details provided here in are of Regular Plan - Growth Option.

\* Pursuant to notice cum addendum no. 29/2025, the name of scheme of Mirae Asset Mutual Fund has been changed with effect from May 06, 2025.

Further details please refer addendum section <https://www.miraeassetmf.co.in/downloads/statutory-disclosure/addendum>

The performance of other funds managed by the same fund manager is given in the respective page of the schemes and on page No. 108, 109, 110, 112, 115

# MIRAE ASSET NIFTY SMALLCAP 250 MOMENTUM QUALITY 100 ETF FUND OF FUND

(Fund of Fund - An open ended fund of fund scheme investing in units of Mirae Asset Nifty Smallcap 250 Momentum Quality 100 ETF)

Monthly Factsheet as on 31 May, 2026

Fund Information			Portfolio Holdings		Overall Asset Allocation	
<b>Fund Managers:</b> Ms. Ekta Gala Mr. Akshay Udeshi			<b>Exchange Traded Funds</b> Mirae Asset Nifty Smallcap 250 Momentum Quality 100 ETF 100.00% <b>Exchange Traded Funds Total</b> 100.00%			
<b>Allotment Date :</b> 1 <sup>st</sup> March 2024			<b>Cash &amp; Other Receivables</b> TREPS/Reverse Repo 0.27% Net Receivables / (Payables) -0.27% <b>Cash &amp; Other Receivables Total</b> -0.00% <b>Total</b> 100.00%			
<b>Benchmark:</b> Nifty Smallcap 250 Momentum Quality 100 (TRI)						
<b>Net AUM (Cr.)</b> 228.787						
<b>Exit Load:</b> Please refer page no.99						
<b>Plan Available:</b> Regular Plan and Direct Plan						
<b>Minimum Investment Amount</b> ₹5,000/- and in multiples of ₹1/- thereafter. Minimum Additional Application Amount: ₹1,000/- per application and in multiples of ₹1/- thereafter						
Net Asset Value (NAV)			Performance Report			
	Direct	Regular	Period	Mirae Asset Nifty Smallcap 250 Momentum Quality 100 ETF Fund Of Fund	Scheme Benchmark*	Additional Benchmark**
Growth	₹9.986	₹9.876	Last 1 Year	-2.62%	-1.15%	-3.84%
IDCW	₹9.984	₹9.878	Since Inception	-0.55%	1.00%	3.54%
<b>Base Expense Ratio</b>			Value of Rs. 10000 invested Since Inception	₹9,876	₹10,226	₹10,811
Regular Plan	0.50%		NAV as on 29 <sup>th</sup> May, 2026	₹9.876		
Direct Plan	0.08%		Index Value 29 <sup>th</sup> May, 2026	Index Value of Scheme Benchmark is ₹60,301.000 and Nifty 50 (TRI) is ₹35,552.640		
Investors may note that they have to bear recurring expense if the underlying scheme in addition to the expenses of this scheme. The BER of underlying scheme i.e Mirae Asset Nifty Smallcap 250 Momentum Quality 100 ETF is 0.39%			Allotment Date	1 <sup>st</sup> March 2024		
			Scheme Benchmark	*Nifty Smallcap 250 Momentum Quality 100 (TRI)		
			Additional Benchmark	**Nifty 50 (TRI)		
			Fund Managers : Ms. Ekta Gala (since March 01, 2024), Mr. Akshay Udeshi (since March 12, 2025) Note: Returns (%) for less than 1 year calculated on simple annualized basis, others are CAGR- Compounded Annualized Growth returns. Latest available NAV has been taken for return calculation wherever applicable			

Past Performance may or may not be sustained in future.

Note: For computation of since inception returns (%) the allotment NAV has been taken as ₹10.00

Note:1. Different Plans under the scheme has different expense structure. The reference and details provided here in are of Regular Plan - Growth Option

Please visit the website for more details <https://www.miraeassetmf.co.in/downloads/statutory-disclosure/addendum>

The performance of other funds managed by the same fund manager is given in the respective page of the schemes and on page No. 107, 108, 109, 110, 111, 112, 113, 114, 115, 116, 117, 118, 119, 120, 121, 122

# MIRAE ASSET NIFTY MIDSMALLCAP400 MOMENTUM QUALITY 100 ETF FUND OF FUND

(Fund of Fund - An open ended fund of fund scheme investing in units of Mirae Asset Nifty MidSmallcap400 Momentum Quality 100 ETF)

Monthly Factsheet as on 31 May, 2026

Fund Information		Portfolio Holdings		Overall Asset Allocation	
<b>Fund Managers:</b> Ms. Ekta Gala Mr. Akshay Udeshi		<b>Exchange Traded Funds</b> Mirae Asset Nifty MidSmallcap400 Momentum Quality 100 ETF 99.99% <b>Exchange Traded Funds Total</b> 99.99%			
<b>Allotment Date :</b> 30 <sup>th</sup> May 2024		<b>Cash &amp; Other Receivables</b> TREP/Reverse Repo 0.15% Net Receivables / (Payables) -0.15% <b>Cash &amp; Other Receivables Total</b> 0.01% <b>Total</b> 100.00%			
<b>Benchmark:</b> Nifty MidSmallcap400 Momentum Quality 100 (TRI)					
<b>Net AUM (Cr.)</b> 274.631					
<b>Exit Load:</b> Please refer page no.100					
<b>Plan Available:</b> Regular Plan and Direct Plan					
<b>Minimum Investment Amount</b> ₹5,000/- and in multiples of ₹1/- thereafter. Minimum Additional Application Amount: ₹1,000/- per application and in multiples of ₹1/- thereafter					
Net Asset Value (NAV)		Performance Report			
	Direct	Regular			
Growth	₹10.276	₹10.166	Period	Mirae Asset Nifty MidSmallcap400 Momentum Quality 100 ETF Fund of Fund	Scheme Benchmark* Additional Benchmark**
IDCW	₹10.276	₹10.172	Last 1 Year	1.96%	3.47% -3.84%
			Since Inception	0.83%	3.06% 3.50%
			Value of Rs. 10000 invested Since Inception	₹10,166	₹10,621 ₹10,712
			NAV as on 29 <sup>th</sup> May, 2026	₹10.166	
			Index Value 29 <sup>th</sup> May, 2026	Index Value of Scheme Benchmark is ₹66,042.390 and Nifty 50 (TRI) is ₹35,552.640	
			Allotment Date	30 <sup>th</sup> May 2024	
			Scheme Benchmark	*Nifty MidSmallcap400 Momentum Quality 100 (TRI)	
			Additional Benchmark	**Nifty 50 (TRI)	
			Fund Managers : Ms. Ekta Gala (since May 30, 2024), Mr. Akshay Udeshi (since March 12, 2025) Note: Returns (%) for less than 1 year calculated on simple annualized basis, others are CAGR- Compounded Annualized Growth returns. Latest available NAV has been taken for return calculation wherever applicable		
Base Expense Ratio					
	Regular Plan	0.52%			
	Direct Plan	0.06%			
Investors may note that they have to bear recurring expense if the underlying scheme in addition to the expenses of this scheme. The BER of underlying scheme i.e Mirae Asset Nifty Midsmallcap400 Momentum Quality 100 ETF is 0.37%					

Past Performance may or may not be sustained in future.

Note: For computation of since inception returns (%) the allotment NAV has been taken as ₹10.00

Note:1. Different Plans under the scheme has different expense structure. The reference and details provided here in are of Regular Plan - Growth Option

Please visit the website for more details <https://www.miraeassetmf.co.in/downloads/statutory-disclosure/addendum>

The performance of other funds managed by the same fund manager is given in the respective page of the schemes and on page No. 107, 108, 109, 110, 111, 112, 113, 114, 115, 116, 117, 118, 119, 120, 121, 122

# MIRAE ASSET NIFTY 200 ALPHA 30 ETF FUND OF FUND

(Fund of Fund - An open-ended fund of fund scheme investing in units of Mirae Asset Nifty200 Alpha 30 ETF)

Monthly Factsheet as on 31 May, 2026

## Fund Information

**Fund Managers:**  
Ms. Ekta Gala  
Mr. Akshay Udeshi

**Allotment Date :** 26<sup>th</sup> July 2024

**Benchmark:** Nifty 200 Alpha 30 (TRI)

**Net AUM (Cr.)** 194.162

**Exit Load:** Please refer page no.100

**Plan Available:** Regular Plan and Direct Plan

**Minimum Investment Amount**  
₹5,000/- and in multiples of ₹1/- thereafter. Minimum Additional Application Amount: ₹1,000/- per application and in multiples of ₹1/- thereafter

## Net Asset Value (NAV)

	Direct	Regular
<b>Growth</b>	₹9.085	₹9.010
<b>IDCW</b>	₹9.091	₹9.003

## Base Expense Ratio

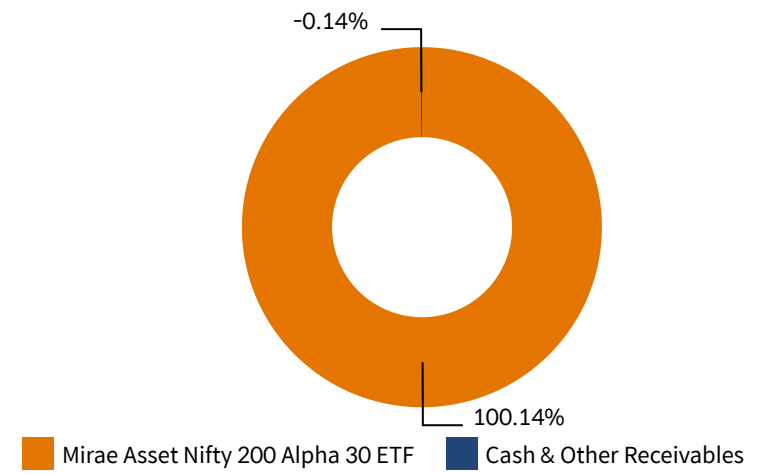
<b>Regular Plan</b>	0.52%
<b>Direct Plan</b>	0.05%

Investors may note that they have to bear recurring expense if the underlying scheme in addition to the expenses of this scheme. The BER of underlying scheme i.e Mirae Asset Nifty 200 Alpha 30 ETF is 0.38%

## Portfolio Holdings

<b>Exchange Traded Funds</b>	
Mirae Asset Nifty 200 Alpha 30 ETF	100.14%
<b>Exchange Traded Funds Total</b>	<b>100.14%</b>
<b>Cash &amp; Other Receivables</b>	
TREPS/Reverse Repo	0.14%
Net Receivables / (Payables)	-0.29%
<b>Cash &amp; Other Receivables Total</b>	<b>-0.14%</b>
<b>Total</b>	<b>100.00%</b>

## Overall Asset Allocation



## Performance Report

Period	Mirae Asset Nifty 200 Alpha 30 ETF Fund of Fund	Scheme Benchmark*	Additional Benchmark**
<b>Last 1 Year</b>	5.60%	7.31%	-3.84%
<b>Since Inception</b>	-5.51%	-4.00%	-1.83%
<b>Value of Rs. 10000 invested Since Inception</b>	₹9,010	₹9,275	₹9,665
<b>NAV as on 29<sup>th</sup> May, 2026</b>	₹9.010		
<b>Index Value 29<sup>th</sup> May, 2026</b>	Index Value of Scheme Benchmark is ₹32,725.410 and Nifty 50 (TRI) is ₹35,552.640		
<b>Allotment Date</b>	26 <sup>th</sup> July 2024		
<b>Scheme Benchmark</b>	*Nifty 200 Alpha 30 (TRI)		
<b>Additional Benchmark</b>	**Nifty 50 (TRI)		

Fund Managers : Ms. Ekta Gala (since July 26, 2024), Mr. Akshay Udeshi (since March 12, 2025)  
Note: Returns (%) for less than 1 year calculated on simple annualized basis, others are CAGR- Compounded Annualized Growth returns.  
Latest available NAV has been taken for return calculation wherever applicable

**Past Performance may or may not be sustained in future.**

Note: For computation of since inception returns (%) the allotment NAV has been taken as ₹10.00  
Note:1. The reference and details provided here in are of Regular Plan - Growth Option

The performance of other funds managed by the same fund manager is given in the respective page of the schemes and on page No. 107, 108, 109, 110, 111, 112, 113, 114, 115, 116, 117, 118, 119, 120, 121, 122

# MIRAE ASSET GOLD ETF FUND OF FUND

(Fund of Fund - An open ended fund of fund scheme investing in units of Mirae Asset Gold ETF)

Monthly Factsheet as on 31 May, 2026

## Fund Information

**Fund Managers:**  
Mr. Ritesh Patel  
Mr. Akshay Udeshi (Co- Fund Manager)

**Allotment Date :** 25<sup>th</sup> October 2024

**Benchmark:** Domestic Price of physical gold

**Net AUM (Cr.)** 549.824

**Exit Load:** Please refer page no.100

**Plan Available:** Regular Plan and Direct Plan

**Minimum Investment Amount**  
₹5,000/- and in multiples of ₹1/- thereafter. Minimum Additional Application Amount: ₹1,000/- per application and in multiples of ₹1/- thereafter

## Net Asset Value (NAV)

	Direct	Regular
<b>Growth</b>	₹19.589	₹19.431
<b>IDCW</b>	₹19.587	₹19.419

## Base Expense Ratio

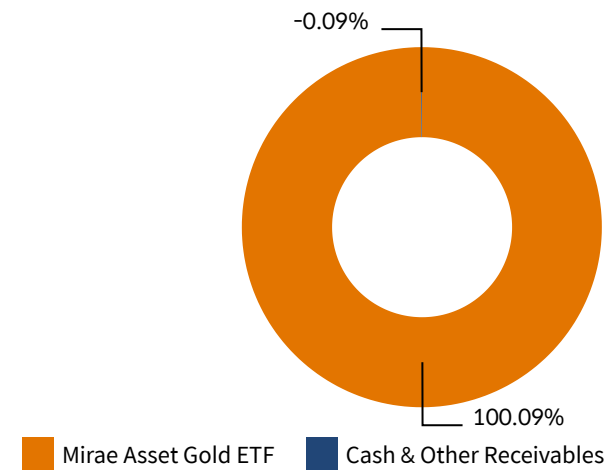
<b>Regular Plan</b>	0.57%
<b>Direct Plan</b>	0.07%

Investors may note that they have to bear recurring expense if the underlying scheme in addition to the expenses of this scheme. The BER of underlying scheme i.e Mirae Asset Gold ETF is 0.33%

## Portfolio Holdings

<b>Exchange Traded Funds</b>	
Mirae Asset Gold ETF	100.09%
<b>Exchange Traded Funds Total</b>	<b>100.09%</b>
<b>Cash &amp; Other Receivables</b>	
TREPS/Reverse Repo	0.12%
Net Receivables / (Payables)	-0.21%
<b>Cash &amp; Other Receivables Total</b>	<b>-0.09%</b>
<b>Total</b>	<b>100.00%</b>

## Overall Asset Allocation



## Performance Report

Period	Mirae Asset Gold ETF Fund of Fund	Scheme Benchmark*	Additional Benchmark**
<b>Last 1 Year</b>	60.27%	64.07%	-3.84%
<b>Since Inception</b>	51.79%	55.01%	-0.61%
<b>Value of Rs. 10000 invested Since Inception</b>	₹19,431	₹20,091	₹9,902
<b>NAV as on 29<sup>th</sup> May, 2026</b>	₹19.431		
<b>Index Value 29<sup>th</sup> May, 2026</b>	Index Value of Scheme Benchmark is ₹1,55,96,400.000 and Nifty 50 (TRI) is ₹35,552.640		
<b>Allotment Date</b>	25 <sup>th</sup> October 2024		
<b>Scheme Benchmark</b>	*Domestic Price of physical gold		
<b>Additional Benchmark</b>	**Nifty 50 (TRI)		

Fund Managers : Mr. Ritesh Patel (since October 25, 2024), Mr. Akshay Udeshi (Co- Fund Manager) (since October 25, 2024)  
Note: Returns (%) for less than 1 year calculated on simple annualized basis, others are CAGR- Compounded Annualized Growth returns.  
Latest available NAV has been taken for return calculation wherever applicable

**Past Performance may or may not be sustained in future.**

Note: For computation of since inception returns (%) the allotment NAV has been taken as ₹ 10.00  
Note:1. Different Plans under the scheme has different expense structure. The reference and details provided here in are of Regular Plan - Growth Option  
The performance of other funds managed by the same fund manager is given in the respective page of the schemes and on page No. 107, 109, 110, 111, 112, 113, 114, 115, 116, 117, 118, 119, 120, 121

# MIRAE ASSET NIFTY INDIA NEW AGE CONSUMPTION ETF FUND OF FUND

(Fund of Fund - An open ended fund of fund scheme investing in units of Mirae Asset Nifty India New Age Consumption ETF)

Monthly Factsheet as on 31 May, 2026

Fund Information		Portfolio Holdings		Overall Asset Allocation		
<b>Fund Managers@:</b> Ms. Ekta Gala Mr. Vishal Singh		<b>Exchange Traded Funds</b> Mirae Asset Nifty India New Age Consumption ETF 99.63% <b>Exchange Traded Funds Total</b> 99.63%				
<b>Allotment Date :</b> 2 <sup>nd</sup> January 2025		<b>Cash &amp; Other Receivables</b> TREPS/Reverse Repo 0.63% Net Receivables / (Payables) -0.26% <b>Cash &amp; Other Receivables Total</b> 0.37% <b>Total</b> 100.00%				
<b>Benchmark:</b> Nifty India New Age Consumption (TRI)						
<b>Net AUM (Cr.)</b> 19.393						
<b>Exit Load:</b> Please refer page no.101						
<b>Plan Available:</b> Regular Plan and Direct Plan						
<b>Minimum Investment Amount</b> ₹5,000/- and in multiples of ₹1/- thereafter. Minimum Additional Application Amount: ₹1,000/- per application and in multiples of ₹1/- thereafter						
Net Asset Value (NAV)		Performance Report				
	Direct	Regular	Period	Mirae Asset Nifty India New Age Consumption ETF Fund of Fund	Scheme Benchmark*	Additional Benchmark**
Growth	₹9.023	₹8.974	Last 1 Year	-3.73%	-2.75%	-3.84%
IDCW	₹9.022	₹8.975	Since Inception	-7.43%	-6.61%	-0.82%
		Value of Rs. 10000 invested Since Inception		₹8,974	₹9,086	₹9,886
		NAV as on 29 <sup>th</sup> May, 2026		₹8.974	Index Value of Scheme Benchmark is ₹13,117.890 and Nifty 50 (TRI) is ₹35,552.640	
		Index Value 29 <sup>th</sup> May, 2026				
		Allotment Date		2 <sup>nd</sup> January 2025		
		Scheme Benchmark		*Nifty India New Age Consumption (TRI)		
		Additional Benchmark		**Nifty 50 (TRI)		
<b>Base Expense Ratio</b>		Fund Managers : Ms. Ekta Gala (since January 02, 2025), Mr. Vishal Singh@ (since March 25, 2026) Note: Returns (%) for less than 1 year calculated on simple annualized basis, others are CAGR- Compounded Annualized Growth returns. Latest available NAV has been taken for return calculation wherever applicable				
Regular Plan	0.47%					
Direct Plan	0.09%					
Investors may note that they have to bear recurring expense if the underlying scheme in addition to the expenses of this scheme. The BER of underlying scheme i.e Mirae Asset Nifty India New Age Consumption ETF is 0.25%						

Past Performance may or may not be sustained in future.

Note: For computation of since inception returns (%) the allotment NAV has been taken as ₹10.00  
 Note:1. The reference and details provided here in are of Regular Plan - Growth Option

© Pursuant to notice cum addendum no. 25/2026, Fund Manager of the scheme has been changed with effect from March 25, 2026.

The performance of other funds managed by the same fund manager is given in the respective page of the schemes and on page No. 107, 108, 109, 110, 111, 113, 114, 115, 116, 117, 118, 119, 120, 121, 122

# MIRAE ASSET BSE 200 EQUAL WEIGHT ETF FUND OF FUND

(Fund of Fund - An open-ended fund of fund scheme investing in units of Mirae Asset BSE 200 Equal Weight ETF )

Monthly Factsheet as on 31 May, 2026

## Fund Information

**Fund Managers:**  
Ms. Ekta Gala  
Mr. Akshay Udeshi

**Allotment Date :** 18<sup>th</sup> March 2025

**Benchmark:** BSE 200 Equal Weight (TRI)

**Net AUM (Cr.)** 6.595

**Exit Load:** Please refer page no.101

**Plan Available:** Regular Plan and Direct Plan

**Minimum Investment Amount**  
₹5,000/- and in multiples of ₹1/- thereafter. Minimum Additional Application Amount: ₹1,000/- per application and in multiples of ₹1/- thereafter

## Net Asset Value (NAV)

	Direct	Regular
<b>Growth</b>	₹11.482	₹11.409
<b>IDCW</b>	₹11.479	₹11.409

## Base Expense Ratio

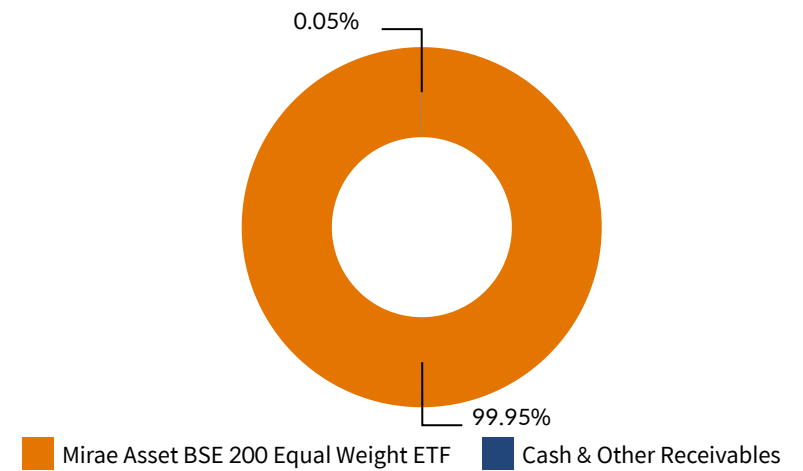
<b>Regular Plan</b>	0.53%
<b>Direct Plan</b>	0.09%

Investors may note that they have to bear recurring expense if the underlying scheme in addition to the expenses of this scheme. The BER of underlying scheme i.e Mirae Asset BSE 200 Equal Weight ETF is 0.28%

## Portfolio Holdings

<b>Exchange Traded Funds</b>	
Mirae Asset BSE 200 Equal Weight ETF	99.95%
<b>Exchange Traded Funds Total</b>	<b>99.95%</b>
<b>Cash &amp; Other Receivables</b>	
TREPS/Reverse Repo	0.08%
Net Receivables / (Payables)	-0.03%
<b>Cash &amp; Other Receivables Total</b>	<b>0.05%</b>
<b>Total</b>	<b>100.00%</b>

## Overall Asset Allocation



## Performance Report

Period	Mirae Asset BSE 200 Equal Weight ETF Fund of Fund	Scheme Benchmark*	Additional Benchmark**
<b>Last 1 Year</b>	3.00%	5.14%	-7.21%
<b>Since Inception</b>	11.64%	14.03%	0.52%
<b>Value of Rs. 10000 invested Since Inception</b>	₹11,409	₹11,703	₹10,062
<b>NAV as on 29<sup>th</sup> May, 2026</b>	₹11.409		
<b>Index Value 29<sup>th</sup> May, 2026</b>	Index Value of Scheme Benchmark is ₹17,295.399 and BSE Sensex (TRI) is ₹1,17,657.243		
<b>Allotment Date</b>	18 <sup>th</sup> March 2025		
<b>Scheme Benchmark</b>	*BSE 200 Equal Weight (TRI)		
<b>Additional Benchmark</b>	**BSE Sensex (TRI)		

Fund Managers : Ms. Ekta Gala (since March 18, 2025), Mr. Akshay Udeshi (since March 18, 2025)  
Note: Returns (%) for less than 1 year calculated on simple annualized basis, others are CAGR- Compounded Annualized Growth returns.  
Latest available NAV has been taken for return calculation wherever applicable

**Past Performance may or may not be sustained in future.**

Note: For computation of since inception returns (%) the allotment NAV has been taken as ₹10.00  
Note:1. The reference and details provided here in are of Regular Plan - Growth Option

The performance of other funds managed by the same fund manager is given in the respective page of the schemes and on page No. 107, 108, 109, 110, 111, 112, 113, 114, 115, 116, 117, 118, 119, 120, 121, 122

# MIRAE ASSET BSE SELECT IPO ETF FUND OF FUND

(Fund of Fund - An open-ended fund of fund scheme investing in units of Mirae Asset BSE Select IPO ETF)

Monthly Factsheet as on 31 May, 2026

## Fund Information

**Fund Managers@:**  
Ms. Ekta Gala  
Mr. Vishal Singh

---

**Allotment Date :** 18<sup>th</sup> March 2025

---

**Benchmark:** BSE Select IPO (TRI)

---

**Net AUM (Cr.)** 7.685

---

**Exit Load:** Please refer page no.101

---

**Plan Available:** Regular Plan and Direct Plan

---

**Minimum Investment Amount**  
₹5,000/- and in multiples of ₹1/- thereafter. Minimum Additional Application Amount: ₹1,000/- per application and in multiples of ₹1/- thereafter

## Net Asset Value (NAV)

	Direct	Regular
<b>Growth</b>	₹10.702	₹10.651
<b>IDCW</b>	₹10.700	₹10.634

## Base Expense Ratio

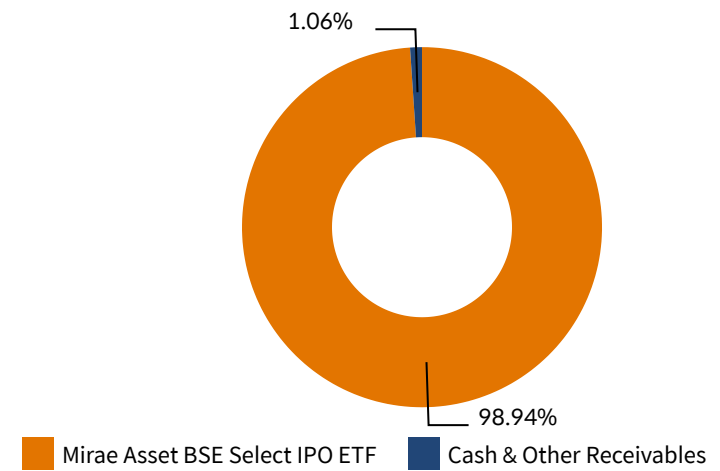
<b>Regular Plan</b>	0.53%
<b>Direct Plan</b>	0.09%

Investors may note that they have to bear recurring expense if the underlying scheme in addition to the expenses of this scheme. The BER of underlying scheme i.e Mirae Asset BSE Select IPO ETF is 0.28%

## Portfolio Holdings

<b>Exchange Traded Funds</b>	
Mirae Asset BSE Select IPO ETF	98.94%
<b>Exchange Traded Funds Total</b>	<b>98.94%</b>
<b>Cash &amp; Other Receivables</b>	
TREPS/Reverse Repo	1.50%
Net Receivables / (Payables)	-0.44%
<b>Cash &amp; Other Receivables Total</b>	<b>1.06%</b>
<b>Total</b>	<b>100.00%</b>

## Overall Asset Allocation



## Performance Report

Period	Mirae Asset BSE Select IPO ETF Fund of Fund	Scheme Benchmark*	Additional Benchmark**
<b>Last 1 Year</b>	-9.88%	-8.49%	-7.21%
<b>Since Inception</b>	5.41%	7.10%	0.52%
<b>Value of Rs. 10000 invested Since Inception</b>	₹10,651	₹10,856	₹10,062
<b>NAV as on 29<sup>th</sup> May, 2026</b>	₹10.651		
<b>Index Value 29<sup>th</sup> May, 2026</b>	Index Value of Scheme Benchmark is ₹4,815.751 and BSE Sensex (TRI) is ₹1,17,657.243		
<b>Allotment Date</b>	18 <sup>th</sup> March 2025		
<b>Scheme Benchmark</b>	*BSE Select IPO (TRI)		
<b>Additional Benchmark</b>	**BSE Sensex (TRI)		

Fund Managers : Ms. Ekta Gala (since March 18, 2025), Mr. Vishal Singh<sup>®</sup> (since March 25, 2026)  
Note: Returns (%) for less than 1 year calculated on simple annualized basis, others are CAGR- Compounded Annualized Growth returns.  
Latest available NAV has been taken for return calculation wherever applicable

**Past Performance may or may not be sustained in future.**

Note: For computation of since inception returns (%) the allotment NAV has been taken as ₹10.00  
Note:1. The reference and details provided here in are of Regular Plan - Growth Option

® Pursuant to notice cum addendum no. 25/2026, Fund Manager of the scheme has been changed with effect from March 25, 2026.

The performance of other funds managed by the same fund manager is given in the respective page of the schemes and on page No. 107, 108, 109, 110, 111, 113, 114, 115, 116, 117, 118, 119, 120, 121, 122

# MIRAE ASSET MULTI FACTOR PASSIVE FOF

(Fund of Fund - An open-ended fund of fund scheme predominantly investing in units of factor based domestic equity ETFs)

Monthly Factsheet as on 31 May, 2026

## Fund Information

<b>Fund Managers:</b>	Mr. Ritesh Patel
<b>Allotment Date :</b>	29 <sup>th</sup> August 2025
<b>Benchmark:</b>	Nifty 500 (TRI)
<b>Net AUM (Cr.)</b>	24.425
<b>Exit Load:</b>	Please refer page no.102
<b>Plan Available:</b>	Regular Plan and Direct Plan
<b>Minimum Investment Amount</b>	₹5,000/- and in multiples of ₹1/- thereafter. Minimum Additional Application Amount: ₹1,000/- per application and in multiples of ₹1/- thereafter

## Net Asset Value (NAV)

	Direct	Regular
<b>Growth</b>	₹10.702	₹10.659
<b>IDCW</b>	₹10.700	₹10.643

## Base Expense Ratio

<b>Regular Plan</b>	0.50%
<b>Direct Plan</b>	0.06%

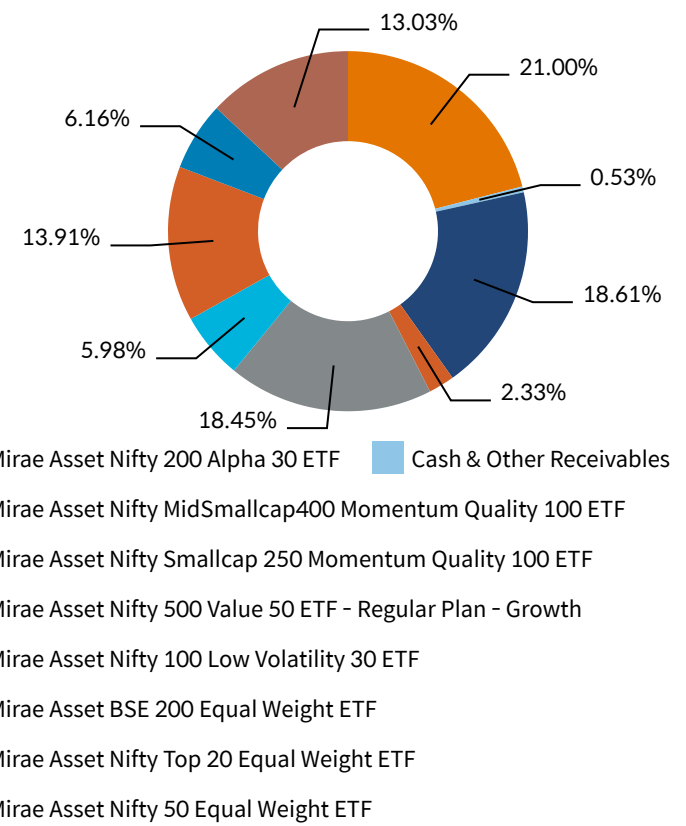
Investors may note that they will bear recurring expenses of the underlying scheme in addition to the expenses of this scheme. The BER of underlying scheme i.e. Mirae Asset Nifty 200 Alpha 30 ETF is 0.38%, Mirae Asset Nifty 500 Value 50 ETF is 0.18%, Mirae Asset Nifty MidSmallcap400 Momentum Quality 100 ETF is 0.37%, Mirae Asset BSE 200 Equal Weight ETF is 0.28%, Mirae Asset Nifty50 Equal Weight ETF is 0.10%, Mirae Asset Nifty Top 20 Equal Weight ETF is 0.08%, Mirae Asset Nifty 100 Low Volatility 30 ETF is 0.29% and Mirae Asset Nifty Smallcap 250 Momentum Quality 100 ETF is 0.39%

The weighted average cost of the underlying ETFs is 0.26%

## Portfolio Holdings

Exchange Traded Funds	
Mirae Asset Nifty 200 Alpha 30 ETF	21.00%
Mirae Asset Nifty MidSmallcap400 Momentum Quality 100 ETF	18.61%
Mirae Asset Nifty 500 Value 50 ETF - Regular Plan - Growth	18.45%
Mirae Asset BSE 200 Equal Weight ETF	13.91%
Mirae Asset Nifty 50 Equal Weight ETF	13.03%
Mirae Asset Nifty Top 20 Equal Weight ETF	6.16%
Mirae Asset Nifty 100 Low Volatility 30 ETF	5.98%
Mirae Asset Nifty Smallcap 250 Momentum Quality 100 ETF	2.33%
<b>Exchange Traded Funds Total</b>	<b>99.47%</b>
Cash & Other Receivables	
TREPS/Reverse Repo	0.47%
Net Receivables / (Payables)	0.06%
<b>Cash &amp; Other Receivables Total</b>	<b>0.53%</b>
<b>Total</b>	<b>100.00%</b>

## Overall Asset Allocation



## Performance Report

Period	Mirae Asset Multi Factor Passive FOF	Scheme Benchmark*	Additional Benchmark**
<b>6 Months (Simple Annualized)</b>	0.04%	-10.17%	-19.78%
<b>Since Inception (Simple Annualized)</b>	8.81%	1.73%	-4.21%
<b>Value of Rs. 10000 invested Since Inception</b>	₹10,659	₹10,129	₹9,685
<b>NAV as on 29<sup>th</sup> May, 2026</b>	₹10.659		
<b>Index Value 29<sup>th</sup> May, 2026</b>	Index Value of Scheme Benchmark is ₹36,261.800 and Nifty 50 (TRI) is ₹35,552.640		
<b>Allotment Date</b>	29 <sup>th</sup> August 2025		
<b>Scheme Benchmark</b>	*Nifty 500 (TRI)		
<b>Additional Benchmark</b>	**Nifty 50 (TRI)		

Fund Managers : Mr. Ritesh Patel (since August 29, 2025)  
Note: Returns (%) for less than 1 year calculated on simple annualized basis, others are CAGR- Compounded Annualized Growth returns.  
Latest available NAV has been taken for return calculation wherever applicable

Past Performance may or may not be sustained in future.

Note: For computation of since inception returns (%) the allotment NAV has been taken as ₹10.00  
Note:1. The reference and details provided here in are of Regular Plan - Growth Option  
The performance of other funds managed by the same fund manager is given in the respective page of the schemes and on page No. 107, 109, 111, 112, 113, 114, 115, 117, 118, 121

# MIRAE ASSET GOLD SILVER PASSIVE FoF

(Fund of Fund - An open-ended fund of fund scheme predominantly investing in units of Mirae Asset Gold ETF and Mirae Asset Silver ETF)

Monthly Factsheet as on 31 May, 2026

## Fund Information

**Fund Managers:**  
Mr. Ritesh Patel

**Allotment Date :** 29<sup>th</sup> August 2025

**Benchmark:** Domestic Price of Gold (50%) + Domestic Price of Silver (50%)

**Net AUM (Cr.)** 1,415.523

**Exit Load:** Please refer page no.102

**Plan Available:** Regular Plan and Direct Plan

**Minimum Investment Amount**  
₹5,000/- and in multiples of ₹1/- thereafter. Minimum Additional Application Amount: ₹1,000/- per application and in multiples of ₹1/- thereafter

## Net Asset Value (NAV)

	Direct	Regular
<b>Growth</b>	₹18.065	₹17.984
<b>IDCW</b>	₹18.064	₹17.980

## Base Expense Ratio

<b>Regular Plan</b>	0.57%
<b>Direct Plan</b>	0.08%

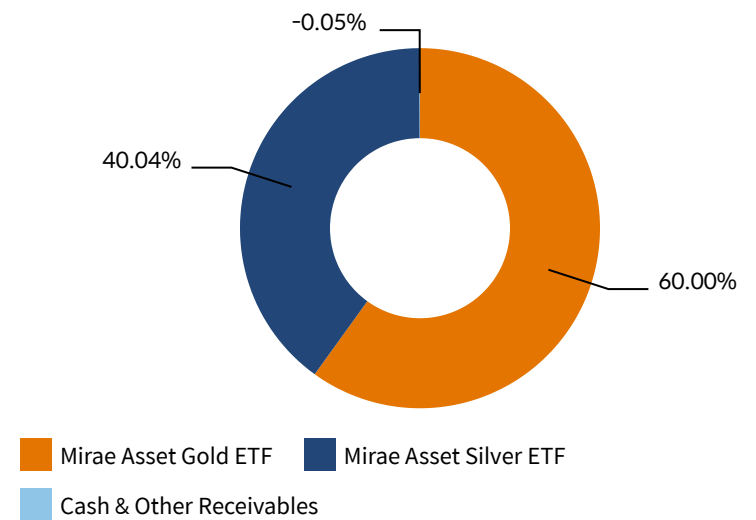
Investors may note that they will bear recurring expenses of the underlying scheme in addition to the expenses of this scheme. The BER of underlying scheme i.e. Mirae Asset Gold ETF is 0.33% and Mirae Asset Silver ETF is 0.31%

**The weighted average cost of the underlying ETFs is 0.32%**

## Portfolio Holdings

<b>Exchange Traded Funds</b>	
Mirae Asset Gold ETF	60.00%
Mirae Asset Silver ETF	40.04%
<b>Exchange Traded Funds Total</b>	<b>100.05%</b>
<b>Cash &amp; Other Receivables</b>	
TREPS/Reverse Repo	0.21%
Net Receivables / (Payables)	-0.26%
<b>Cash &amp; Other Receivables Total</b>	<b>-0.05%</b>
<b>Total</b>	<b>100.00%</b>

## Overall Asset Allocation



## Performance Report

Period	Mirae Asset Gold Silver Passive FoF	Scheme Benchmark*	Additional Benchmark**
<b>6 Months (Simple Annualized)</b>	75.87%	85.93%	-19.78%
<b>Since Inception (Simple Annualized)</b>	106.75%	117.76%	-4.21%
<b>Value of Rs. 10000 invested Since Inception</b>	₹17,984	₹18,808	₹9,685
<b>NAV as on 29<sup>th</sup> May, 2026</b>	₹17.984		
<b>Index Value 29<sup>th</sup> May, 2026</b>		Index Value of Scheme Benchmark is ₹1,88,079.852 and Nifty 50 (TRI) is ₹35,552.640	
<b>Allotment Date</b>	29 <sup>th</sup> August 2025		
<b>Scheme Benchmark</b>		*Domestic Price of Gold (50%) + Domestic Price of Silver (50%)	
<b>Additional Benchmark</b>		**Nifty 50 (TRI)	

Fund Managers : Mr. Ritesh Patel (since August 29, 2025)  
Note: Returns (%) for less than 1 year calculated on simple annualized basis, others are CAGR- Compounded Annualized Growth returns.  
Latest available NAV has been taken for return calculation wherever applicable

**Past Performance may or may not be sustained in future.**

Note: For computation of since inception returns (%) the allotment NAV has been taken as ₹10.00

Note:1. The reference and details provided here in are of Regular Plan - Growth Option

The performance of other funds managed by the same fund manager is given in the respective page of the schemes and on page No. 107, 109, 111, 112, 113, 114, 115, 117, 118, 121

# MIRAE ASSET BSE INDIA DEFENCE ETF FOF

(Fund of Fund - An open-ended fund of fund scheme investing in units of Mirae Asset BSE India Defence ETF)

Monthly Factsheet as on 31 May, 2026

## Fund Information

**Fund Managers@:**  
Ms. Ekta Gala  
Mr. Vishal Singh

---

**Allotment Date :** 23<sup>rd</sup> February 2026

---

**Benchmark:** BSE India Defence (TRI)

---

**Net AUM (Cr.)** 61.874

---

**Exit Load:** Please refer page no.102

---

**Plan Available:** Regular Plan and Direct Plan

---

**Minimum Investment Amount**  
₹5,000/- and in multiples of ₹1/- thereafter. Minimum Additional Application Amount: ₹1,000/- per application and in multiples of ₹1/- thereafter

## Net Asset Value (NAV)

	Direct	Regular
<b>Growth</b>	₹11.237	₹11.218
<b>IDCW</b>	₹11.235	₹11.219

## Base Expense Ratio

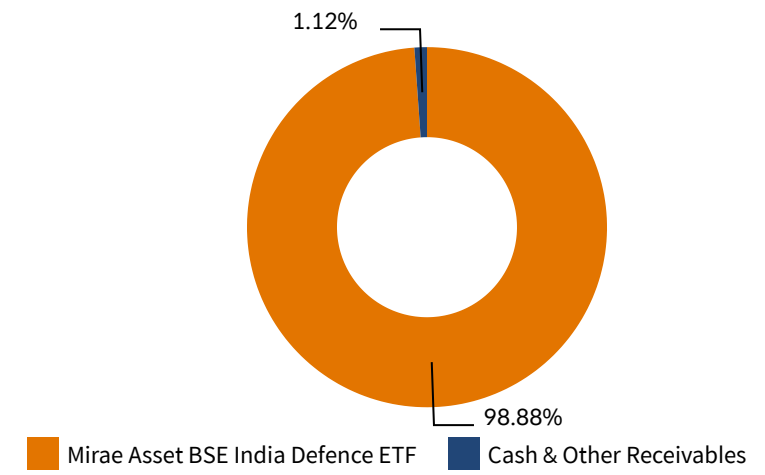
<b>Regular Plan</b>	0.56%
<b>Direct Plan</b>	0.08%

Investors may note that they have to bear recurring expense if the underlying scheme in addition to the expenses of this scheme. The BER of underlying scheme i.e Mirae Asset BSE India Defence ETF is 0.28%

## Portfolio Holdings

<b>Exchange Traded Funds</b>	
Mirae Asset BSE India Defence ETF	98.88%
<b>Exchange Traded Funds Total</b>	<b>98.88%</b>
<b>Cash &amp; Other Receivables</b>	
TREPS/Reverse Repo	1.43%
Net Receivables / (Payables)	-0.32%
<b>Cash &amp; Other Receivables Total</b>	<b>1.12%</b>
<b>Total</b>	<b>100.00%</b>

## Overall Asset Allocation



# MIRAE ASSET NIFTY METAL ETF FOF

(Fund of Fund - An open-ended fund of fund scheme investing in units of Mirae Asset Nifty Metal ETF)

Monthly Factsheet as on 31 May, 2026

## Fund Information

### Fund Managers:

Ms. Ekta Gala  
Mr. Akshay Udeshi

**Allotment Date :** 26<sup>th</sup> February 2026

**Benchmark:** Nifty Metal (TRI)

**Net AUM (Cr.)** 85.447

**Exit Load:** Please refer page no.103

**Plan Available:** Regular Plan and Direct Plan

### Minimum Investment Amount

₹5,000/- and in multiples of ₹1/- thereafter. Minimum Additional Application Amount: ₹1,000/- per application and in multiples of ₹1/- thereafter

## Net Asset Value (NAV)

	Direct	Regular
<b>Growth</b>	₹10.829	₹10.812
<b>IDCW</b>	₹10.892	₹10.812

## Base Expense Ratio

<b>Regular Plan</b>	0.59%
<b>Direct Plan</b>	0.08%

Investors may note that they have to bear recurring expense if the underlying scheme in addition to the expenses of this scheme. The BER of underlying scheme i.e Mirae Asset Nifty Metal ETF is 0.30%

## Portfolio Holdings

### Exchange Traded Funds

Mirae Asset Nifty Metal ETF 98.94%

**Exchange Traded Funds Total** 98.94%

### Cash & Other Receivables

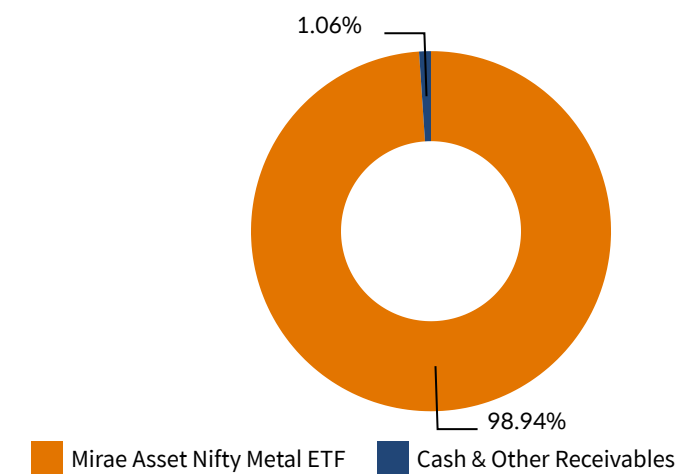
TREPS/Reverse Repo 0.90%

Net Receivables / (Payables) 0.16%

**Cash & Other Receivables Total** 1.06%

**Total** 100.00%

## Overall Asset Allocation



# MIRAE ASSET SILVER ETF FOF

(Fund of Fund - An open-ended fund of fund scheme investing in units of Mirae Asset Silver ETF)

Monthly Factsheet as on 31 May, 2026

## Fund Information

**Fund Managers:**  
Mr. Ritesh Patel  
Mr. Akshay Udeshi (Co- Fund Manager)

**Allotment Date :** 24<sup>th</sup> March 2026

**Benchmark:** Domestic Price of Physical Silver

**Net AUM (Cr.)** 22.388

**Exit Load:** Please refer page no.103

**Plan Available:** Regular Plan and Direct Plan

**Minimum Investment Amount**  
₹5,000/- and in multiples of ₹1/- thereafter. Minimum Additional Application Amount: ₹1,000/- per application and in multiples of ₹1/- thereafter

## Net Asset Value (NAV)

	Direct	Regular
<b>Growth</b>	₹11.627	₹11.615
<b>IDCW</b>	₹11.627	₹11.614

## Base Expense Ratio

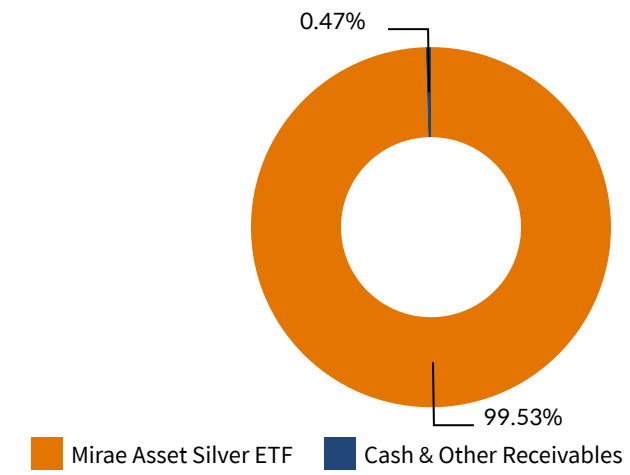
<b>Regular Plan</b>	0.59%
<b>Direct Plan</b>	0.08%

Investors may note that they have to bear recurring expense if the underlying scheme in addition to the expenses of this scheme. The BER of underlying scheme i.e Mirae Asset Silver ETF is 0.31%

## Portfolio Holdings

<b>Exchange Traded Funds</b>	
Mirae Asset Silver ETF	99.53%
<b>Exchange Traded Funds Total</b>	<b>99.53%</b>
<b>Cash &amp; Other Receivables</b>	
TREPS/Reverse Repo	1.53%
Net Receivables / (Payables)	-1.06%
<b>Cash &amp; Other Receivables Total</b>	<b>0.47%</b>
<b>Total</b>	<b>100.00%</b>

## Overall Asset Allocation



# MIRAE ASSET NIFTY LARGEMIDCAP 250 INDEX FUND

(An open-ended scheme replicating/tracking Nifty LargeMidcap 250 Total Return Index)

Monthly Factsheet as on 31 May, 2026

Fund Information	
<b>Fund Managers :</b>	Ms. Ekta Gala Mr. Ritesh Patel
<b>Allotment Date :</b>	24 <sup>th</sup> October 2024
<b>Benchmark:</b>	Nifty LargeMidcap 250 (TRI)
<b>Net AUM (Cr.)</b>	35.0991
<b>Tracking Error Value ~ 1 Year Tracking Difference for Direct Plan is</b>	0.10%
<b>Exit Load:</b>	Please refer page no.104
<b>Plan Available:</b>	Regular Plan and Direct Plan

**Minimum Investment Amount**  
₹5,000/- and in multiples of ₹1/- thereafter. Minimum Additional Application Amount: ₹1,000/- per application and in multiples of ₹1/- thereafter

Net Asset Value (NAV)		
	Direct	Regular
<b>Growth</b>	₹10.3321	₹10.2268
<b>IDCW</b>	₹10.3330	₹10.2262

Base Expense Ratio	
<b>Regular Plan</b>	0.78%
<b>Direct Plan</b>	0.26%

Portfolio Top 10 Holdings	
HDFC Bank Ltd.	4.11%
ICICI Bank Ltd.	3.24%
Reliance Industries Ltd.	3.22%
BSE Ltd.	2.19%
Bharti Airtel Ltd.	2.02%
Larsen & Toubro Ltd.	1.73%
Infosys Ltd.	1.47%
State Bank of India	1.44%
Axis Bank Ltd.	1.33%
Kotak Mahindra Bank Ltd.	1.02%
Other Equities	78.19%
<b>Equity Holding Total</b>	<b>99.96%</b>
<b>Cash &amp; Other Receivables</b>	<b>0.04%</b>
<b>Total</b>	<b>100.00%</b>

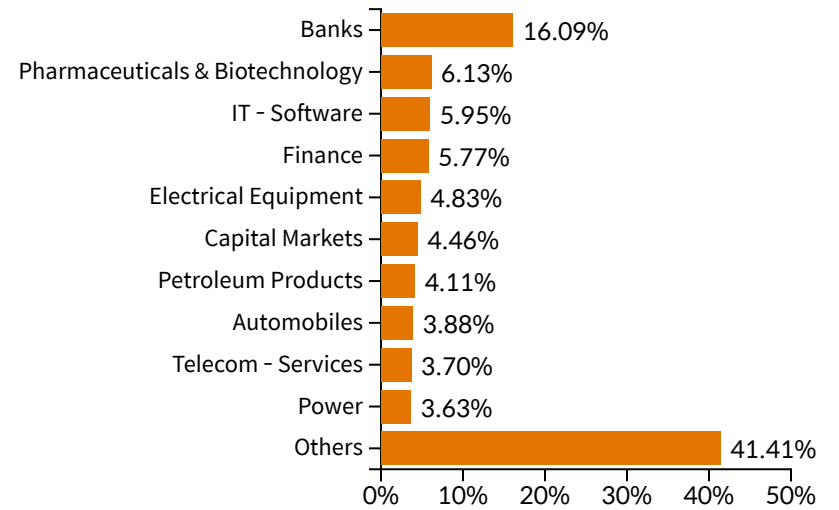
## Performance Report

Period	Mirae Asset Nifty LargeMidcap 250 Index Fund	Scheme Benchmark*	Additional Benchmark**
<b>Last 1 Year</b>	1.75%	2.78%	-3.84%
<b>Since Inception</b>	1.42%	2.46%	-1.17%
<b>Value of Rs. 10000 invested Since Inception</b>	₹10,227	₹10,395	₹9,814
<b>NAV as on 29<sup>th</sup> May, 2026</b>	₹10.2268		
<b>Index Value 29<sup>th</sup> May, 2026</b>	Index Value of Scheme Benchmark is ₹21,209.8000 and Nifty 50 (TRI) is ₹35,552.6400		
<b>Allotment Date</b>	24 <sup>th</sup> October 2024		
<b>Scheme Benchmark</b>	*Nifty LargeMidcap 250 (TRI)		
<b>Additional Benchmark</b>	**Nifty 50 (TRI)		

Fund Managers : Ms. Ekta Gala (since October 24, 2024), Mr. Ritesh Patel (since March 12, 2025)  
Note: Returns (%) for less than 1 year calculated on simple annualized basis, others are CAGR- Compounded Annualized Growth returns.  
Latest available NAV has been taken for return calculation wherever applicable

## Allocation - Top 10 Sectors<sup>^</sup>

<sup>^</sup>Industrywise classification as recommended by AMFI



**Past Performance may or may not be sustained in future.**

Note: For computation of since inception returns (%) the allotment NAV has been taken as ₹10.00  
Note:1. The reference and details provided here in are of Regular Plan - Growth Option

The performance of other funds managed by the same fund manager is given in the respective page of the schemes and on page No. 107, 108, 109, 110, 111, 112, 113, 114, 115, 116, 117, 118, 119, 120, 121, 122


# MIRAE ASSET NIFTY 50 INDEX FUND

(An open-ended scheme replicating/tracking Nifty 50 Total Return Index)

Monthly Factsheet as on 31 May, 2026

Fund Information	
<b>Fund Managers :</b>	Ms. Ekta Gala Mr. Ritesh Patel
<b>Allotment Date :</b>	24 <sup>th</sup> October 2024
<b>Benchmark:</b>	Nifty 50 (TRI)
<b>Net AUM (Cr.)</b>	58.2384
<b>Tracking Error Value ~ 1 Year Tracking Difference for Direct Plan is</b>	0.08%
<b>Exit Load:</b>	Please refer page no.104
<b>Plan Available:</b>	Regular Plan and Direct Plan
<b>Minimum Investment Amount</b>	₹5,000/- and in multiples of ₹1/- thereafter. Minimum Additional Application Amount: ₹1,000/- per application and in multiples of ₹1/- thereafter

Portfolio Top 10 Holdings	
HDFC Bank Ltd.	10.54%
ICICI Bank Ltd.	8.31%
Reliance Industries Ltd.	8.25%
Bharti Airtel Ltd.	5.19%
Larsen & Toubro Ltd.	4.43%
Infosys Ltd.	3.76%
State Bank of India	3.70%
Axis Bank Ltd.	3.41%
Kotak Mahindra Bank Ltd.	2.62%
ITC Ltd.	2.56%
Other Equities	47.06%
<b>Equity Holding Total</b>	<b>99.83%</b>
<b>Cash &amp; Other Receivables</b>	<b>0.17%</b>
<b>Total</b>	<b>100.00%</b>



Net Asset Value (NAV)		
	Direct	Regular
<b>Growth</b>	₹9.7768	₹9.6783
<b>IDCW</b>	₹9.7770	₹9.6800

Performance Report			
Period	Mirae Asset Nifty 50 Index Fund	Scheme Benchmark*	Additional Benchmark**
<b>Last 1 Year</b>	-4.61%	-3.84%	-7.21%
<b>Since Inception</b>	-2.03%	-1.17%	-3.22%
<b>Value of Rs. 10000 invested Since Inception</b>	₹9,678	₹9,814	₹9,491
<b>NAV as on 29<sup>th</sup> May, 2026</b>	₹9.6783		
<b>Index Value 29<sup>th</sup> May, 2026</b>	Index Value of Scheme Benchmark is ₹35,552.6400 and BSE Sensex (TRI) is ₹1,17,657.2429		
<b>Allotment Date</b>	24 <sup>th</sup> October 2024		
<b>Scheme Benchmark</b>	*Nifty 50 (TRI)		
<b>Additional Benchmark</b>	**BSE Sensex (TRI)		

Base Expense Ratio	
<b>Regular Plan</b>	0.59%
<b>Direct Plan</b>	0.08%

Fund Managers : Ms. Ekta Gala (since October 24, 2024), Mr. Ritesh Patel (since March 12, 2025)  
 Note: Returns (%) for less than 1 year calculated on simple annualized basis, others are CAGR- Compounded Annualized Growth returns.  
 Latest available NAV has been taken for return calculation wherever applicable

Past Performance may or may not be sustained in future.

Note: For computation of since inception returns (%) the allotment NAV has been taken as ₹10.00  
 Note:1. The reference and details provided here in are of Regular Plan - Growth Option  
 The performance of other funds managed by the same fund manager is given in the respective page of the schemes and on page No. 107, 108, 109, 110, 111, 112, 113, 114, 115, 116, 117, 118, 119, 120, 121, 122

# MIRAE ASSET NIFTY TOTAL MARKET INDEX FUND

(An open ended scheme replicating/tracking Nifty Total Market Total Return Index)

Monthly Factsheet as on 31 May, 2026

## Fund Information

<b>Fund Managers :</b>	
Ms. Ekta Gala	
Mr. Ritesh Patel	
<b>Allotment Date :</b>	28 <sup>th</sup> October 2024
<b>Benchmark:</b>	Nifty Total Market (TRI)
<b>Net AUM (Cr.)</b>	50.2336
<b>Tracking Error Value ~</b> 1 Year Tracking Difference for Direct Plan is	0.10%
<b>Exit Load:</b>	Please refer page no.104
<b>Plan Available:</b>	Regular Plan and Direct Plan
<b>Minimum Investment Amount</b>	
₹5,000/- and in multiples of ₹1/- thereafter. Minimum Additional Application Amount: ₹1,000/- per application and in multiples of ₹1/- thereafter	

## Net Asset Value (NAV)

	Direct	Regular
<b>Growth</b>	₹10.1049	₹9.9949
<b>IDCW</b>	₹10.1046	₹9.9946

## Base Expense Ratio

<b>Regular Plan</b>	0.80%
<b>Direct Plan</b>	0.24%

## Portfolio Top 10 Holdings

HDFC Bank Ltd.	5.63%
ICICI Bank Ltd.	4.44%
Reliance Industries Ltd.	4.41%
Bharti Airtel Ltd.	2.77%
Larsen & Toubro Ltd.	2.36%
Infosys Ltd.	2.01%
State Bank of India	1.98%
Axis Bank Ltd.	1.82%
Kotak Mahindra Bank Ltd.	1.40%
ITC Ltd.	1.37%
Other Equities	71.48%
<b>Equity Holding Total</b>	<b>99.67%</b>
<b>Cash &amp; Other Receivables</b>	<b>0.33%</b>
<b>Total</b>	<b>100.00%</b>

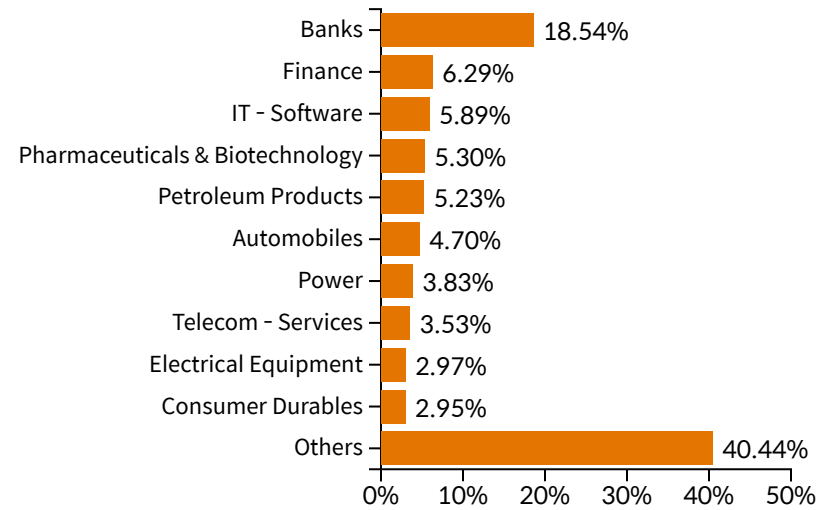
## Performance Report

Period	Mirae Asset Nifty Total Market Index Fund	Scheme Benchmark*	Additional Benchmark**
<b>Last 1 Year</b>	-0.64%	0.33%	-3.84%
<b>Since Inception</b>	-0.03%	0.89%	-1.03%
<b>Value of Rs. 10000 invested Since Inception</b>	₹9,995	₹10,141	₹9,838
<b>NAV as on 29<sup>th</sup> May, 2026</b>	₹9.9949		
<b>Index Value 29<sup>th</sup> May, 2026</b>	Index Value of Scheme Benchmark is ₹16,789.3000 and Nifty 50 (TRI) is ₹35,552.6400		
<b>Allotment Date</b>	28 <sup>th</sup> October 2024		
<b>Scheme Benchmark</b>	*Nifty Total Market (TRI)		
<b>Additional Benchmark</b>	**Nifty 50 (TRI)		

Fund Managers : Ms. Ekta Gala (since October 28, 2024), Mr. Ritesh Patel (since March 12, 2025)  
Note: Returns (%) for less than 1 year calculated on simple annualized basis, others are CAGR- Compounded Annualized Growth returns.  
Latest available NAV has been taken for return calculation wherever applicable

## Allocation - Top 10 Sectors<sup>^</sup>

<sup>^</sup>Industrywise classification as recommended by AMFI



**Past Performance may or may not be sustained in future.**

Note: For computation of since inception returns (%) the allotment NAV has been taken as ₹10.00

Note:1. The reference and details provided here in are of Regular Plan - Growth Option

The performance of other funds managed by the same fund manager is given in the respective page of the schemes and on page No. 107, 108, 109, 110, 111, 112, 113, 114, 115, 116, 117, 118, 119, 120, 121, 122

# MIRAE ASSET NIFTY SDL JUN 2027 INDEX FUND

(An open-ended target maturity Index Fund investing in the constituents of Nifty SDL Jun 2027 Index. A scheme with relatively high interest rate risk and relatively low credit risk)

Monthly Factsheet as on 31 May, 2026

## Fund Information

<b>Fund Managers :</b>	
Ms. Pranavi Kulkarni	
<b>Allotment Date :</b>	30 <sup>th</sup> March 2022
<b>Benchmark:</b>	Nifty SDL Jun 2027 Index
<b>Net AUM (Cr.)</b>	471.0035
<b>Tracking Error Value ~</b>	
1 Year Tracking Difference for Direct Plan is	0.99%
<b>Exit Load:</b>	Please refer page no.105
<b>Plan Available:</b>	Regular Plan and Direct Plan

**Minimum Investment Amount**  
₹5,000/- and in multiples of ₹1/- thereafter. Minimum Additional Application Amount: ₹1,000/- per application and in multiples of ₹1/- thereafter

## Net Asset Value (NAV)

	Direct	Regular
<b>Growth</b>	₹13.0058	₹12.9183
<b>IDCW</b>	₹13.0063	₹12.9189

## Quantitative: Debt

<b>Average Maturity</b>	0.94 Years
<b>Modified Duration</b>	0.88 Years
<b>Macaulay Duration:</b>	0.91 Years
<b>Annualized Portfolio YTM*</b>	6.56%

\*In case of semi annual YTM, it will be annualized.

## Base Expense Ratio

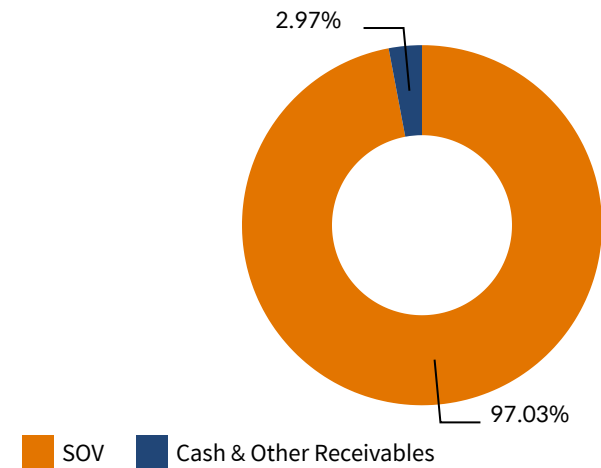
<b>Regular Plan</b>	0.33%
<b>Direct Plan</b>	0.19%

## Portfolio Holdings\*

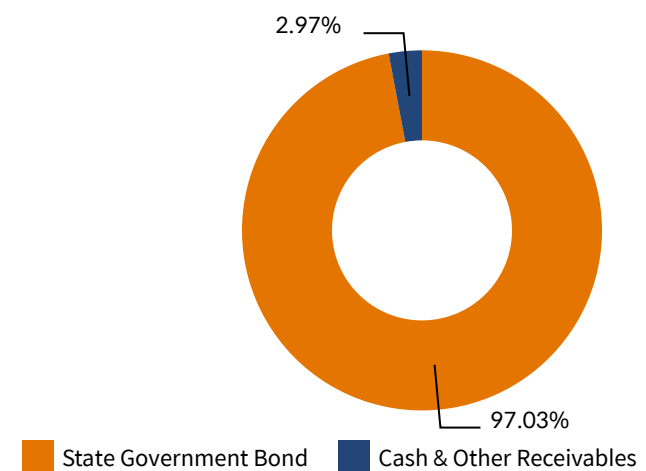
<b>State Government Bond</b>		
7.69% SDL Haryana (MD 15/06/2027)		9.66%
8.31% SDL Rajasthan (MD 08/04/2027)		5.39%
Others		81.98%
<b>State Government Bond Total</b>		<b>97.03%</b>
<b>Cash &amp; Other Receivables</b>		
TREPS/Reverse Repo		1.18%
Net Receivables / (Payables)		1.79%
<b>Cash &amp; Other Receivables Total</b>		<b>2.97%</b>
<b>Total</b>		<b>100.00%</b>

\*Top holdings as per instrument

## Rating Profile



## Overall Asset Allocation



## Performance Report

Period	Mirae Asset Nifty SDL Jun 2027 Index Fund	Scheme Benchmark*	Additional Benchmark**
<b>Last 1 Year</b>	5.21%	5.54%	-0.03%
<b>Last 3 Years</b>	7.15%	7.50%	5.99%
<b>Since Inception</b>	6.34%	6.79%	5.88%
<b>Value of Rs. 10000 invested Since Inception</b>	₹12,918	₹13,148	₹12,687
<b>NAV as on 29<sup>th</sup> May, 2026</b>	₹12.9183		
<b>Index Value 29<sup>th</sup> May, 2026</b>	Index Value of Scheme Benchmark is ₹1,322.3900 and Crisil 10 yr Gilt index is ₹5,162.6971		
<b>Allotment Date</b>	30 <sup>th</sup> March 2022		
<b>Scheme Benchmark</b>	*Nifty SDL Jun 2027 Index		
<b>Additional Benchmark</b>	**Crisil 10 yr Gilt index		

Fund Managers : Ms. Pranavi Kulkarni (since February 05, 2026)

Note: Returns (%) for less than 1 year calculated on simple annualized basis, others are CAGR- Compounded Annualized Growth returns. Latest available NAV has been taken for return calculation wherever applicable

**Past Performance may or may not be sustained in future.**

Note: For computation of since inception returns (%) the allotment NAV has been taken as ₹10.00.  
Note:1. Different Plans under the scheme has different expense structure. The reference and details provided here in are of Regular Plan - Growth Option  
The performance of other funds managed by the same fund manager is given in the respective page of the schemes and on page No. 107, 109, 111, 112, 113, 120

# MIRAE ASSET CRISIL IBX GILT INDEX - APRIL 2033 INDEX FUND

(An open ended target maturity Index Fund investing in the constituents of CRISIL IBX Gilt Index - April 2033. A scheme with relatively high interest rate risk and relatively low credit risk)

Monthly Factsheet as on 31 May, 2026

Fund Information		Portfolio Holdings*		Rating Profile		
<b>Fund Managers :</b> Ms. Pranavi Kulkarni		<b>Government Bond</b> 6.28% GOI (MD 14/07/2032) 23.70% Others 72.40% <b>Government Bond Total 96.10%</b>				
<b>Allotment Date :</b> 20 <sup>th</sup> October 2022		<b>Cash &amp; Other Receivables</b> TREPS/Reverse Repo 1.72% Net Receivables / (Payables) 2.17% <b>Cash &amp; Other Receivables Total 3.90%</b>				
<b>Benchmark:</b> CRISIL IBX Gilt Index - April 2033		<b>Total 100.00%</b>				
<b>Net AUM (Cr.)</b> 204.4364		*Top holdings as per instrument				
<b>Tracking Error Value ~</b> 1 Year Tracking Difference for Direct Plan is 0.51%						
<b>Exit Load:</b> Please refer page no.105						
<b>Plan Available:</b> Regular Plan and Direct Plan						
<b>Minimum Investment Amount</b> ₹5,000/- and in multiples of ₹1/- thereafter. Minimum Additional Application Amount: ₹1,000/- per application and in multiples of ₹1/- thereafter						
Net Asset Value (NAV)		Overall Asset Allocation				
	Direct	Regular				
<b>Growth</b>	₹13.1323	₹12.9966				
<b>IDCW</b>	₹13.1285	₹12.9975				
Quantitative: Debt		Performance Report				
<b>Average Maturity</b>	6.25 Years		<b>Period</b>	<b>Mirae Asset Crisil IBX Gilt Index - April 2033 Index Fund</b>	<b>Scheme Benchmark*</b>	<b>Additional Benchmark**</b>
<b>Modified Duration</b>	4.86 Years		<b>Last 1 Year</b>	1.44%	1.97%	-0.03%
<b>Macaulay Duration:</b>	5.03 Years		<b>Last 3 Years</b>	6.54%	7.04%	5.99%
<b>Annualized Portfolio YTM*</b>	7.06%		<b>Since Inception</b>	7.53%	8.05%	7.19%
*In case of semi annual YTM, it will be annualized.		<b>Value of Rs. 10000 invested Since Inception</b>		₹12,997	₹13,224	₹12,846
Base Expense Ratio		<b>NAV as on 29<sup>th</sup> May, 2026</b>		₹12.9966		
<b>Regular Plan</b>	0.39%		<b>Index Value 29<sup>th</sup> May, 2026</b>	Index Value of Scheme Benchmark is ₹1,319.5711 and Crisil 10 yr Gilt index is ₹5,162.6971		
<b>Direct Plan</b>	0.15%		<b>Allotment Date</b>	20 <sup>th</sup> October 2022		
		<b>Scheme Benchmark</b>		*CRISIL IBX Gilt Index - April 2033		
		<b>Additional Benchmark</b>		**Crisil 10 yr Gilt index		
		Fund Managers : Ms. Pranavi Kulkarni (since February 05, 2026)		Note: Returns (%) for less than 1 year calculated on simple annualized basis, others are CAGR- Compounded Annualized Growth returns.		
		Note:1. Different Plans under the scheme has different expense structure. The reference and details provided here in are of Regular Plan - Growth Option		Latest available NAV has been taken for return calculation wherever applicable		
		The performance of other funds managed by the same fund manager is given in the respective page of the schemes and on page No. 107, 109, 111, 112, 113, 120				

Past Performance may or may not be sustained in future.

Note: For computation of since inception returns (%) the allotment NAV has been taken as ₹10.00  
Note:1. Different Plans under the scheme has different expense structure. The reference and details provided here in are of Regular Plan - Growth Option  
The performance of other funds managed by the same fund manager is given in the respective page of the schemes and on page No. 107, 109, 111, 112, 113, 120

# MIRAE ASSET NIFTY SDL JUNE 2028 INDEX FUND

(An open ended target maturity Index Fund investing in the constituents of Nifty SDL June 2028 Index. A scheme with relatively high interest rate risk and relatively low credit risk)

Monthly Factsheet as on 31 May, 2026

Fund Information	
<b>Fund Managers :</b>	Ms. Pranavi Kulkarni
<b>Allotment Date :</b>	31 <sup>st</sup> March 2023
<b>Benchmark:</b>	Nifty SDL June 2028 Index
<b>Net AUM (Cr.)</b>	78.9092
<b>Tracking Error Value ~</b> 1 Year Tracking Difference for Direct Plan is	1.71%
<b>Exit Load:</b>	Please refer page no.105
<b>Plan Available:</b>	Regular Plan and Direct Plan

**Minimum Investment Amount**  
₹5,000/- and in multiples of ₹1/-thereafter. Minimum Additional Application Amount: ₹1,000/- per application and in multiples of ₹1/- thereafter.

Net Asset Value (NAV)		
	Direct	Regular
<b>Growth</b>	₹12.5651	₹12.4182
<b>IDCW</b>	₹12.5649	₹12.4185

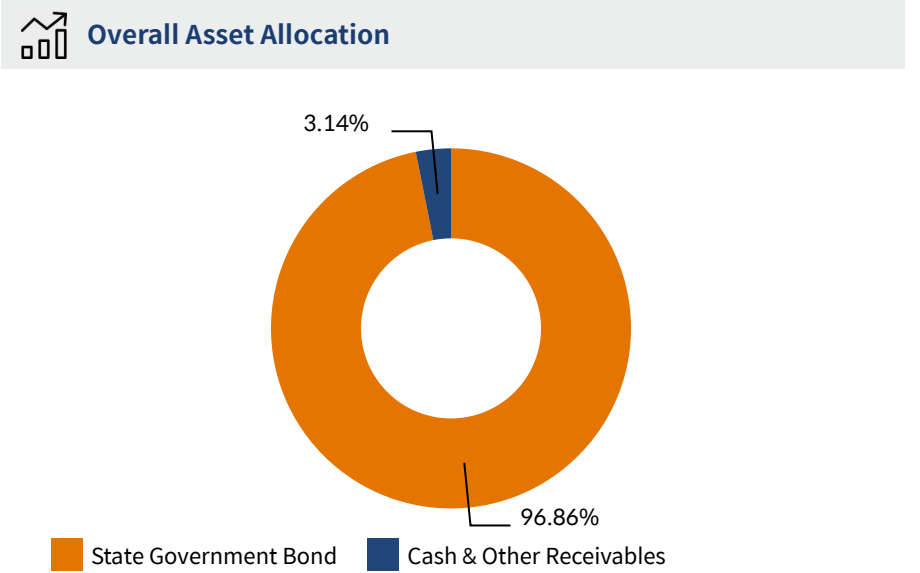
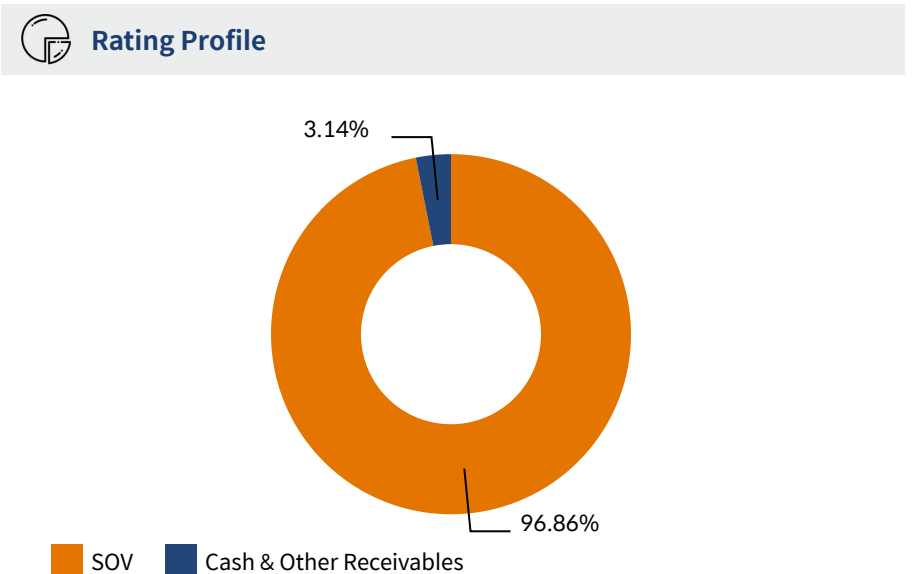
Quantitative: Debt	
<b>Average Maturity</b>	1.90 Years
<b>Modified Duration</b>	1.70 Years
<b>Macaulay Duration:</b>	1.76 Years
<b>Annualized Portfolio YTM*</b>	7.26%

\*In case of semi annual YTM, it will be annualized.

Base Expense Ratio	
<b>Regular Plan</b>	0.48%
<b>Direct Plan</b>	0.13%

Portfolio Holdings *	
<b>State Government Bond</b>	
8.45% SDL Uttar Pradesh (MD 27/06/2028)	12.98%
Others	83.88%
<b>State Government Bond Total</b>	<b>96.86%</b>
<b>Cash &amp; Other Receivables</b>	
TREPS/Reverse Repo	1.05%
Net Receivables / (Payables)	2.10%
<b>Cash &amp; Other Receivables Total</b>	<b>3.14%</b>
<b>Total</b>	<b>100.00%</b>

\*Top holdings as per instrument



Performance Report			
Period	Mirae Asset Nifty SDL June 2028 Index Fund	Scheme Benchmark*	Additional Benchmark**
<b>Last 1 Year</b>	3.61%	3.86%	-0.03%
<b>Last 3 Years</b>	6.84%	7.31%	5.99%
<b>Since Inception</b>	7.08%	7.59%	6.75%
<b>Value of Rs. 10000 invested Since Inception</b>	₹12,418	₹12,606	₹12,295
<b>NAV as on 29<sup>th</sup> May, 2026</b>	₹12.4182		
<b>Index Value 29<sup>th</sup> May, 2026</b>	Index Value of Scheme Benchmark is ₹1,273.2200 and Crisil 10 Yr gilt index is ₹5,162.6971		
<b>Allotment Date</b>	31 <sup>st</sup> March 2023		
<b>Scheme Benchmark</b>	*Nifty SDL June 2028 Index		
<b>Additional Benchmark</b>	**Crisil 10 Yr gilt index		

Fund Managers : Ms. Pranavi Kulkarni (since February 05, 2026)

Note: Returns (%) for less than 1 year calculated on simple annualized basis, others are CAGR- Compounded Annualized Growth returns. Latest available NAV has been taken for return calculation wherever applicable

**Past Performance may or may not be sustained in future.**

Note: For computation of since inception returns (%) the allotment NAV has been taken as ₹10.00  
Note:1. Different Plans under the scheme has different expense structure. The reference and details provided here in are of Regular Plan - Growth Option  
The performance of other funds managed by the same fund manager is given in the respective page of the schemes and on page No. 107, 109, 111, 112, 113, 120

# MIRAE ASSET CRISIL-IBX FINANCIAL SERVICES 9-12 MONTHS DEBT INDEX FUND

(An open-ended constant maturity index fund tracking CRISIL-IBX Financial Services 9-12 Months Debt Index. A relatively low interest rate risk and relatively low credit risk.)

Monthly Factsheet as on 31 May, 2026

Fund Information	
<b>Fund Managers :</b>	Ms. Pranavi Kulkarni
<b>Allotment Date :</b>	25 <sup>th</sup> June 2025
<b>Benchmark:</b>	CRISIL-IBX Financial Services 9-12 Months Debt Index
<b>Net AUM (Cr.)</b>	124.5322
<b>Tracking Error Value ~</b> Since Inception Tracking Difference for Direct Plan is	0.19%
<b>Exit Load:</b>	Please refer page no.106
<b>Plan Available:</b>	Regular Plan and Direct Plan

**Minimum Investment Amount**  
₹5,000/- and in multiples of ₹1/- thereafter. Minimum Additional Application Amount: ₹1,000/- per application and in multiples of ₹1/- thereafter

Net Asset Value (NAV)		
	Direct	Regular
<b>Growth</b>	₹10.5104	₹10.4918
<b>IDCW</b>	₹10.5092	₹10.4920

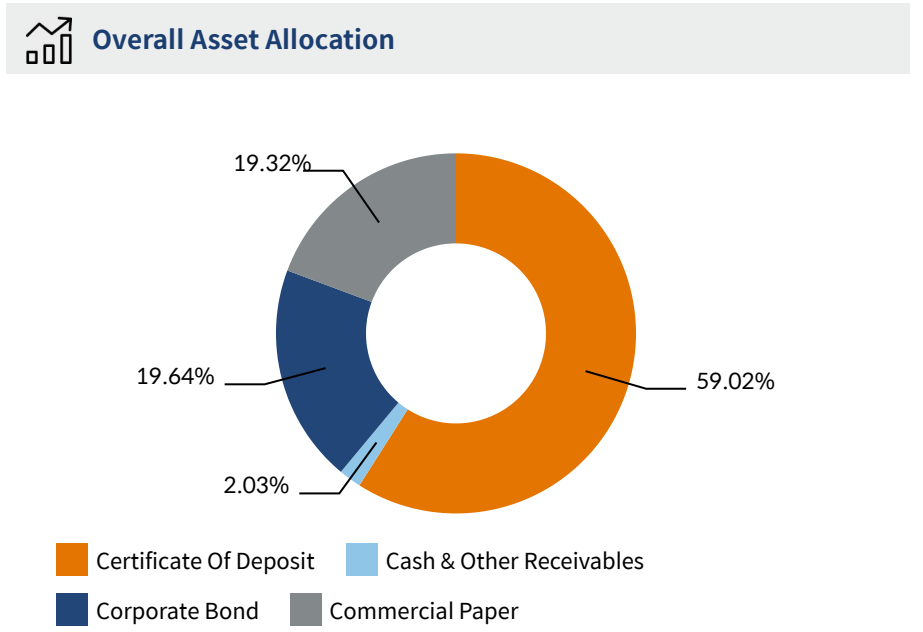
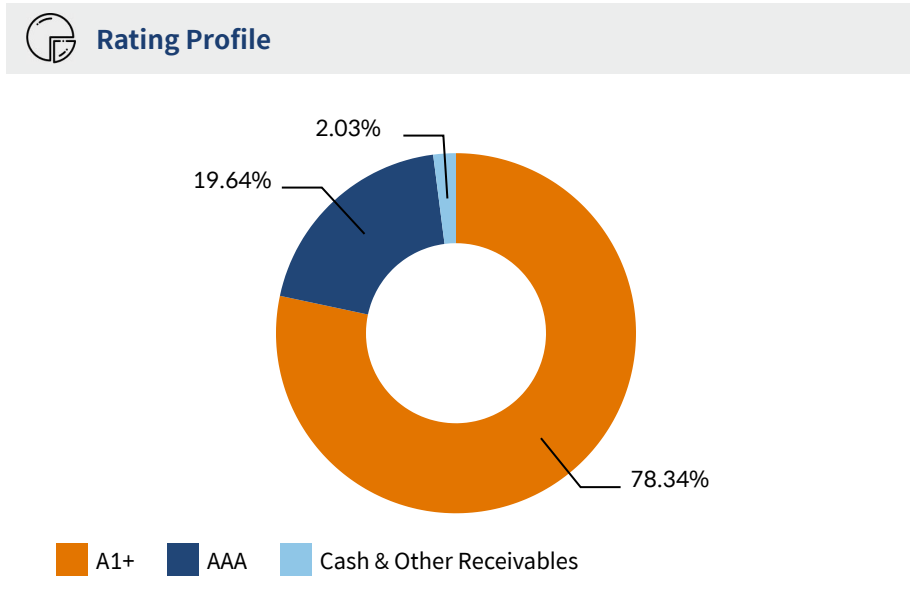
Quantitative: Debt	
<b>Average Maturity</b>	0.70 Years
<b>Modified Duration</b>	0.65 Years
<b>Macaulay Duration:</b>	0.70 Years
<b>Annualized Portfolio YTM*</b>	7.88%

\*In case of semi annual YTM, it will be annualized.

Base Expense Ratio	
<b>Regular Plan</b>	0.24%
<b>Direct Plan</b>	0.06%

Portfolio Holdings*	
<b>Corporate Bond</b>	
REC Ltd.	11.22%
Others	8.42%
<b>Corporate Bond Total</b>	<b>19.64%</b>
<b>Certificate of Deposit</b>	
Kotak Mahindra Bank Ltd.	9.96%
Export-Import Bank of India	9.87%
Others	39.19%
<b>Certificate of Deposit Total</b>	<b>59.02%</b>
<b>Commercial Paper</b>	
Aditya Birla Capital Ltd.	10.27%
Others	9.05%
<b>Commercial Paper Total</b>	<b>19.32%</b>
<b>Cash &amp; Other Receivables</b>	
TREPS/Reverse Repo	1.10%
Net Receivables / (Payables)	0.93%
<b>Cash &amp; Other Receivables Total</b>	<b>2.03%</b>
<b>Total</b>	<b>100.00%</b>

\*Top holdings as per instrument



Performance Report			
Period	Mirae Asset CRISIL-IBX Financial Services 9-12 Months Debt Index Fund	Scheme Benchmark*	Additional Benchmark**
<b>6 Months (Simple Annualized)</b>	4.46%	4.79%	3.33%
<b>Since Inception (Simple Annualized)</b>	5.31%	5.69%	3.85%
<b>Value of Rs. 10000 invested Since Inception</b>	₹10,492	₹10,527	₹10,356
<b>NAV as on 29<sup>th</sup> May, 2026</b>	₹10.4918		
<b>Index Value 29<sup>th</sup> May, 2026</b>	Index Value of Scheme Benchmark is ₹1,085.2066 and CRISIL 1 Year T-bill Index is ₹8,063.7833		
<b>Allotment Date</b>	25 <sup>th</sup> June 2025		
<b>Scheme Benchmark</b>	*CRISIL-IBX Financial Services 9-12 Months Debt Index		
<b>Additional Benchmark</b>	**CRISIL 1 Year T-bill Index		

Fund Managers : Ms. Pranavi Kulkarni (since February 05, 2026)  
Note: Returns (%) for less than 1 year calculated on simple annualized basis, others are CAGR- Compounded Annualized Growth returns.  
Latest available NAV has been taken for return calculation wherever applicable

Past Performance may or may not be sustained in future.

Note: For computation of since inception returns (%) the allotment NAV has been taken as ₹10.00  
Note:1. The reference and details provided here in are of Regular Plan - Growth Option  
The performance of other funds managed by the same fund manager is given in the respective page of the schemes and on page No. 107, 109, 111, 112, 113, 120

## Performance of Underlying Indices

Segment	Index Name	1 Month	3 Months	6 Months	1 Year	2 Years	3 Years	5 Years	10 Years
Broad based	Nifty 50 Index	-1.72%	-6.30%	-9.87%	-3.84%	3.36%	9.54%	9.88%	12.54%
	BSE Sensex Index	-2.62%	-7.83%	-12.52%	-7.21%	1.64%	7.32%	8.85%	12.21%
	Nifty Next 50 Index	2.09%	2.23%	3.21%	7.53%	3.49%	20.09%	14.48%	14.88%
	Nifty Midcap 150 Index	2.63%	3.36%	1.00%	7.49%	8.77%	22.14%	19.21%	18.64%
	Nifty Large Midcap 250 Index	0.84%	-0.72%	-3.36%	2.78%	6.15%	16.75%	14.89%	15.85%
	Nifty500 Multicap 50:25:25 Index	0.60%	0.20%	-3.14%	1.43%	5.30%	16.43%	14.47%	15.23%
	Nifty Total Market Index	0.11%	-1.57%	-4.78%	0.33%	4.69%	14.27%	12.81%	14.19%
	Nifty 200 Index	-0.19%	-3.08%	-6.01%	-0.01%	4.56%	13.12%	11.90%	13.62%
Sectoral	Nifty Smallcap 250 Index	1.60%	7.06%	1.70%	1.53%	4.90%	20.42%	17.11%	15.83%
	Nifty IT Index	-0.60%	-4.45%	-21.45%	-20.25%	-3.22%	2.02%	3.53%	12.15%
	Nifty Metal Index	4.76%	10.14%	31.05%	47.62%	18.62%	32.59%	22.72%	23.08%
	Nifty PSU Bank Index	-3.26%	-16.44%	-3.57%	17.72%	5.87%	27.46%	28.85%	13.36%
	Nifty Bank Index	-0.97%	-10.24%	-9.08%	-1.94%	5.93%	7.91%	9.68%	12.60%
Thematic	Nifty 500 Healthcare Index	4.78%	5.58%	4.07%	10.66%	15.61%	25.25%	13.50%	12.55%
	Nifty Financial Services Index	-1.02%	-8.83%	-8.87%	-3.37%	8.94%	10.18%	9.72%	14.33%
	Nifty EV & New Age Automotive Index	2.36%	-0.60%	-1.74%	6.10%	2.63%	17.20%	21.55%	-
	Nifty India Manufacturing Index	2.24%	0.92%	4.10%	13.18%	8.55%	23.21%	18.14%	15.36%
	Nifty100 ESG Sector Leaders Index	-1.33%	-4.82%	-9.19%	-3.49%	3.85%	11.02%	9.42%	12.57%
	Nifty India New Age Consumption Index	0.00%	-1.81%	-9.50%	-2.75%	3.53%	19.75%	16.44%	12.65%
	BSE Select IPO Index	0.62%	3.22%	-9.47%	-8.49%	1.56%	15.81%	10.26%	13.32%
	Nifty India Internet Index	0.17%	2.54%	-15.79%	-5.14%	9.33%	25.16%	-	-
	Nifty Energy Index	0.26%	10.38%	15.44%	15.31%	2.09%	21.27%	17.32%	19.51%
	BSE India Defence Index	2.69%	12.54%	11.24%	5.83%	15.06%	49.19%	50.19%	-
Smart Beta	Nifty India Infrastructure & Logistics Index	2.19%	6.82%	6.62%	8.20%	4.35%	26.22%	21.61%	17.30%
	Nifty200 Alpha 30 Index	4.12%	2.28%	0.59%	7.31%	1.23%	22.53%	19.08%	20.33%
	Nifty100 Low Volatility 30 Index	-0.52%	-4.57%	-6.92%	0.47%	5.73%	13.10%	11.69%	13.60%
	Nifty Smallcap 250 Momentum Quality 100 Index	2.14%	7.77%	0.96%	-1.15%	-0.78%	14.96%	14.25%	17.98%
	Nifty MidSmallcap400 Momentum Quality 100 Index	3.00%	8.23%	3.44%	3.47%	3.20%	19.49%	18.00%	19.05%
	BSE 200 Equal Weight Index	1.31%	0.74%	0.05%	5.14%	5.12%	18.98%	16.17%	16.30%
	NIFTY50 Equal Weight Index	0.52%	-1.93%	-2.18%	5.86%	7.77%	15.86%	14.58%	14.13%
	Nifty 500 Index	-0.01%	-2.05%	-5.07%	0.28%	4.57%	13.92%	12.49%	14.03%
	BSE 500 Dividend Leaders 50 Index	-2.22%	-1.99%	2.32%	6.84%	3.81%	28.82%	24.57%	19.22%
	Nifty Top 20 Equal Weight Index	-2.77%	-8.67%	-12.87%	-6.09%	2.78%	8.63%	10.90%	12.96%
International	Nifty 500 Value 50 Index	0.24%	-1.36%	11.29%	21.64%	9.64%	32.79%	27.61%	-
	NYSE FANG+ Index (INR)	13.66%	33.56%	18.16%	49.10%	43.42%	44.07%	29.86%	36.22%
	S&P 500 Top 50 Index (INR)	5.86%	18.45%	15.70%	47.02%	31.87%	32.30%	23.45%	21.85%
	Hang Seng TECH Index (INR)	0.39%	-0.54%	-7.62%	5.96%	23.89%	16.73%	-4.07%	8.77%
	Indxx Artificial Intelligence & Big Data Index (INR)	21.17%	40.42%	43.79%	87.74%	53.50%	45.12%	26.05%	28.67%
Commodities	Solactive Electric & Autonomous Vehicle (INR)	11.73%	33.32%	51.81%	114.45%	41.76%	29.40%	16.35%	-
	MCX Gold Spot Price (INR)	4.13%	-1.65%	23.75%	64.07%	47.21%	37.43%	26.11%	18.48%
	MCX Silver Spot Price (INR)	9.81%	-1.04%	60.54%	170.81%	69.14%	54.93%	29.83%	21.21%
Debt & liquid	Domestic Price of Gold (50%) + Domestic Price of Silver (50%)	7.01%	-1.03%	42.85%	114.28%	59.38%	47.04%	28.88%	20.40%
	Nifty 1D Rate Index	0.44%	1.29%	2.56%	5.34%	5.93%	6.23%	5.63%	5.44%
	Nifty SDL Jun 2027 Index	0.21%	0.88%	2.58%	5.54%	7.72%	7.50%	-	-
	Nifty SDL June 2028 Index	-0.30%	0.04%	1.53%	3.86%	7.39%	7.31%	-	-
	Nifty 8-13 yr G-Sec Index	0.75%	-0.43%	0.44%	1.46%	6.67%	6.71%	5.63%	6.97%
	Crisil IBX Gilt Index - April 2033 Index	0.50%	-0.52%	0.78%	1.97%	7.14%	7.03%	-	-
	CRISIL-IBX Financial Services 9-12 Months Debt Index	0.18%	1.09%	2.40%	-	-	-	-	-

Source: Nifty Indices & Bloomberg data as on 31 May, 2026. Past performance may or may not sustain in future. The index return is in Total Return Variant. The data shown above pertains to the Index and does not in manner indicate performance of any scheme of the Fund. Exchange rate of FBIL are used for conversion of index value from USD/HKD to INR for international indices. If INR appreciates against the currency in which investments are made then the value of foreign asset declines as a result of which the fund investing in such foreign asset will also bear the impact of it.

## SIPs of Underlying Indices

### SIP Performance for monthly investment of Rs. 10,000

Underlying Indices	5 Year SIP			10 Year SIP		
	Invested Amt. (₹)	Redemption Value (₹)	XIRR	Invested Amt. (₹)	Redemption Value (₹)	XIRR
Nifty 50 Index	6,00,000	7,20,069	7.25%	12,00,000	21,93,386	11.61%
BSE Sensex Index	6,00,000	6,88,153	5.44%	12,00,000	21,03,649	10.83%
Nifty Next 50 Index	6,00,000	8,60,956	14.46%	12,00,000	25,62,692	14.53%
Nifty Midcap 150 Index	6,00,000	9,31,256	17.67%	12,00,000	32,86,439	19.16%
Nifty Large Midcap 250 Index	6,00,000	8,31,431	13.04%	12,00,000	27,26,264	15.68%
Nifty500 Multicap 50:25:25 Index	6,00,000	8,18,555	12.41%	12,00,000	26,58,539	15.22%
Nifty Total Market Index	6,00,000	7,86,088	10.77%	12,00,000	24,67,811	13.83%
Nifty 200 Index	6,00,000	7,70,283	9.96%	12,00,000	23,74,135	13.10%
Nifty IT Index	6,00,000	5,53,825	-3.15%	12,00,000	20,50,933	10.35%
Nifty Metal Index	6,00,000	11,46,849	26.30%	12,00,000	43,42,834	24.31%
Nifty PSU Bank Index	6,00,000	11,58,100	26.71%	12,00,000	32,73,491	19.08%
Nifty Bank Index	6,00,000	7,42,313	8.47%	12,00,000	21,25,884	11.03%
Nifty Financial Services Index	6,00,000	7,55,217	9.16%	12,00,000	22,67,874	12.24%
Nifty200 Alpha 30 Index	6,00,000	9,10,516	16.74%	12,00,000	33,17,707	19.33%
Nifty100 Low Volatility 30 Index	6,00,000	7,71,224	10.01%	12,00,000	23,81,274	13.16%
Nifty Smallcap 250 Momentum Quality 100 Index	6,00,000	7,86,128	10.78%	12,00,000	28,95,758	16.81%
Nifty MidSmallcap400 Momentum Quality 100 Index	6,00,000	8,77,396	15.23%	12,00,000	32,05,806	18.70%
Nifty EV & New Age Automotive Index	6,00,000	8,97,528	16.16%	12,00,000	31,31,880	19.27%
Nifty India Manufacturing Index	6,00,000	9,48,629	18.43%	12,00,000	30,21,838	17.60%
Nifty100 ESG Sector Leaders Index	6,00,000	7,24,529	7.50%	12,00,000	22,00,980	11.68%
Nifty India New Age Consumption Index	6,00,000	8,40,040	13.46%	12,00,000	24,71,941	13.86%
NYSE FANG+ Index (INR)	6,00,000	15,92,967	40.38%	12,00,000	81,33,440	35.97%
S&P 500 Top 50 Index (INR)	6,00,000	12,05,699	28.42%	12,00,000	42,19,291	23.78%
Hang Seng TECH Index (INR)	6,00,000	7,54,358	9.12%	12,00,000	16,63,435	6.37%
Indxx Artificial Intelligence & Big Data Index (INR)	6,00,000	15,65,324	39.62%	12,00,000	57,97,714	29.67%
Solactive Electric & Autonomous Vehicle (INR)	6,00,000	12,13,386	28.68%	12,00,000	37,48,483	22.80%
MCX Gold Spot Price (INR)	6,00,000	14,34,010	35.81%	12,00,000	41,85,308	23.63%
MCX Silver Spot Price (INR)	6,00,000	19,83,594	50.12%	12,00,000	56,64,694	29.23%
BSE 200 Equal Weight Index	6,00,000	8,67,365	14.76%	12,00,000	29,08,849	16.89%
BSE Select IPO Index	6,00,000	7,55,493	9.18%	12,00,000	23,72,178	13.09%
NIFTY50 Equal Weight Index	6,00,000	8,32,442	13.09%	12,00,000	26,39,575	15.08%
Nifty India Internet Index	6,00,000	8,12,699	12.20%	12,00,000	15,55,168	7.33%
Nifty 500 Index	6,00,000	7,80,703	10.50%	12,00,000	24,38,375	13.60%
Domestic Price of Gold (50%) + Domestic Price of Silver (50%)	6,00,000	17,22,162	43.81%	12,00,000	50,32,664	27.04%
Nifty Smallcap 250 Index	6,00,000	8,67,436	14.77%	12,00,000	29,27,044	17.01%
Nifty Energy Index	6,00,000	8,74,015	15.07%	12,00,000	29,99,272	17.46%
BSE 500 Dividend Leaders 50 Index	6,00,000	10,61,796	23.08%	12,00,000	35,14,984	20.40%
Nifty Top 20 Equal Weight Index	6,00,000	7,19,343	7.21%	12,00,000	22,54,143	12.13%
BSE India Defence Index	6,00,000	17,73,779	45.11%	12,00,000	78,45,114	36.20%
Nifty 500 Healthcare Index	6,00,000	9,20,110	17.17%	12,00,000	27,83,440	16.07%
Nifty India Infrastructure & Logistics Index	6,00,000	9,81,999	19.85%	12,00,000	34,42,663	20.02%
Nifty 500 Value 50 Index	6,00,000	11,66,001	27.00%	12,00,000	40,93,492	26.06%

The SIP returns are calculated by XIRR approach assuming investment of ₹10,000/- on 1st working day of every month in underlying indices of the funds. XIRR Extended Internal Rate of Return. SIP Systematic Investment Plan. TRI Total Return Index. The performance of schemes tracking the above benchmark indices is mentioned on the respective pages. Data as on 31<sup>st</sup> May 2016 to 31<sup>st</sup> May, 2026 for 10 years & 31<sup>st</sup> May 2021 to 31<sup>st</sup> May, 2026 for 5 years.

# Tax Reckoner FY 2026-27



## Taxation Changes post Union Budget 2026

Categories of Funds	Short Term	Long Term	^LTCG Holding period	Listed	STT Paid (Yes or No)	Does Section 111A Applies ?	Does Section 2 Clauses (42A) applies for 12 Month ?	Classification
<b>Equity Oriented (&gt;65% in Equity assets)</b>	20%	12.5%	>1 Year	No	Yes	Yes	Yes	Units of Equity Oriented Mutual Fund
<b>Debt Oriented (&gt; 65% Debt Assets)/Fund of fund investing &gt; 65% in such debt-oriented fund</b>				No	No	No	No	Short-term Capital Asset as per Section 2 (42A)
- Units Acquired before 01.04.2023	Tax Slab	12.5%	>2 Year					
- Units Acquired after 31.03.2023	Tax Slab	Tax Slab	Irrelevant					
<b>Fund of Fund with (Debt is &lt;65% and Equity ETF is less than 90%)</b>				No	No	No	No	Short-term Capital Asset as per Section 2 (42A)
- Units Acquired before 01.04.2023	Tax Slab	12.5%	>2 Year					
- Units Acquired after 31.03.2023	Tax Slab	12.5%	>2 Year					
<b>Commodities ETF Listed on exchange</b>				Yes	No	No	Yes	Listed on Recognized Stock Exchange
- Units Acquired before 01.04.2023	Tax Slab	12.5%	>1 Year					
- Units Acquired after 31.03.2023	Tax Slab	12.5%	>1 Year					
<b>Foreign Equity ETF (India Domiciled) Listed on Exchange</b>				Yes	Yes	No	Yes	Listed on Recognized Stock Exchange
- Units Acquired before 01.04.2023	Tax Slab	12.5%	>1 Year					
- Units Acquired after 31.03.2023	Tax Slab	12.5%	>1 Year					
<b>Domestic Equity ETF FOF^^ (where &gt;90% is in Domestic Equity ETFs as per Explanation 1 of Sec 112A)</b>				No	Yes	Yes	Yes	Units of Equity Oriented Mutual Fund
- Units Acquired before 01.04.2023	20	12.5%	>1 Year					
- Units Acquired after 31.03.2023	20	12.5%	>1 Year					
<b>Commodities FOF^^</b>				No	No	No	No	Short-term Capital Asset as per Section 2 (42A)
- Units Acquired before 01.04.2023	Tax Slab	12.5%	>2 Year					
- Units Acquired after 31.03.2023	Tax Slab	12.5%	>2 Year					
<b>Foreign FOF^^ (investing in offshore Schemes)</b>				No	No	No	No	Short-term Capital Asset as per Section 2 (42A)
- Units Acquired before 01.04.2023	Tax Slab	12.5%	>2 Year					
- Units Acquired after 31.03.2023	Tax Slab	12.5%	>2 Year					
<b>Foreign FOF^^ (investing in India listed offshore Schemes)</b>				No	No	No	No	Short-term Capital Asset as per Section 2 (42A)
- Units Acquired before 01.04.2023	Tax Slab	12.50%	>2 Year					
- Units Acquired after 31.03.2023	Tax Slab	12.50%	>2 Year					
<b>Foreign Equity Index Fund (India Domiciled)</b>				No	No	No	No	Short-term Capital Asset as per Section 2 (42A)
- Units Acquired before 01.04.2023	Tax Slab	12.50%	>2 Year					
- Units Acquired after 31.03.2023	Tax Slab	12.50%	>2 Year					

This document has been compiled with using the various sections and sub-sections from Income Tax Act 1961 and amendments made to Finance Bill 2024. It would be prudent for investors to consult their tax advisors for further details, clarification and actions.

## Important Sections pertaining to Mutual Funds & Taxation of Mutual Funds which have undergone changes

Section	Impact
50AA	Specified Mutual Fund – (new definition is effective 1st April, 2025) ‘(ii) “Specified Mutual Fund” means,— (a) a Mutual Fund by whatever name called, which invests more than sixty-five per cent. of its total proceeds in debt and money market instruments; or (b) a fund which invests sixty-five per cent. or more of its total proceeds in units of a fund referred to in sub-clause (a): Earlier there was no specific definition for a debt mutual fund, it was always referred as other than Equity, now it’s clearly defined under Specified Mutual Fund
111A	Short term capital gains (STCG ) taxed at 20%
112A	Long term capital gains (LTCG ) taxed at 12.5% above the exemption limit of INR 1,25,000/- per financial year
Section 155	Securities Transaction Tax (STT) rates have been revised, come in force from 01 Apr 2026 Options – 0.15% Futures – 0.05%
Section 2 (Clause 42A)	Short Term Definition changed from 36 months to 24 months for all assets except security listed in a recognized stock exchange in India or a unit of the Unit Trust of India established under the Unit Trust of India Act, 1963 (52 of 1963) or a unit of an equity-oriented fund or a zero coupon bond or in case of a share of a company (not being a share listed in a recognised stock exchange)

^ STCG - Short Term Capital Gain | ^LTCG - Long Term Capital Gain | ^^ FOF - Fund Of Fund | ETF - Exchange Traded Fund

Disclaimer :

Statutory Details: Trustee: Mirae Asset Trustee Company Private Limited; Investment Manager: Mirae Asset Investment Managers (India) Private Limited (AMC); Sponsor: Mirae Asset Global Investments Company Limited.

The information contained in this document is compiled from third party and publicly available sources and is included for general information purposes only. There can be no assurance and guarantee on the yields. The statements contained herein are based on current views and involve known and unknown risks and uncertainties. Whilst Mirae Asset Investment Managers (India) Private Limited (the AMC) shall have no responsibility/liability whatsoever for the accuracy or any use or reliance thereof of such information. The AMC, its associate or sponsors or group companies, its Directors or employees accepts no liability for any loss or damage of any kind resulting out of the use of this document. The recipient(s) before acting on any information herein should make his/her/their own investigation and seek appropriate professional advice and shall alone be fully responsible / liable for any decision taken on the basis of information contained herein. Any reliance on the accuracy or use of such information shall be done only after consultation to the financial consultant to understand the specific legal, tax or financial implications.

SGB buy back by RBI (redeemed to RBI)

Exemptions have been provided only in case of individuals under section 47(viic) of the Income Tax Act, 1961 wherein any gains arising on redemption/ maturity of SGBs is not regarded as "transfer" and hence no capital gains tax shall arise on transfer of such SGBs

As per section 2(42A) any listed security held for more than 12 months will qualify as a long-term asset. We agree the period of holding for SGBs listed on exchange should be 12 months. However, taxability will be as per section 112 and not 112A, i.e 20% with indexation and at 12.5% (without indexation) post Finance Bill 2024. SGBs taxability will not differ if the SGBs are bought from the stock market or from authorized banks / institutions.

# GLOSSARY

---

## ■ Average Maturity:

Average Maturity of the securities in scheme.

## ■ Beta:

Beta of a portfolio is a number indicating the relation between portfolio returns with that of the market index i.e. it measure the volatility, or systematic risk, of a portfolio in comparison to the market as a whole.

## ■ Indexation Benefit:

- | Long Term Capital Gains (holding period of over 3 years) from other than equity oriented and specified mutual funds are taxed at 20% plus applicable surcharge and cess with the benefit of indexation.
- | Government notifies Cost Inflation Index (CII) for each financial year taking into consideration the prevailing inflation levels.
- | The cost of acquisition for computation of tax is adjusted for inflation using CII, there by reducing the capital gains from tax perspective.

## ■ Macaulay Duration (Duration):

Macaulay Duration (Duration) measures the price volatility of fixed income securities. It is often used in the comparison of interest rate risk between securities with different coupons and different maturities. It is defined as the weighted average time to cash flows of a bond where the weights are nothing but the present value of the cash flows themselves. It is expressed in years/days. The duration of a fixed income security is always shorter than its term to maturity, except in the case of zero coupon securities where they are the same.

## ■ Modified Duration:

A formula that expresses the measurable change in the value of a security in response to a change in interest rates. Modified duration of portfolio can be used to anticipate the change in market value of portfolio for every change in portfolio yield.

## ■ Portfolio Turnover Ratio:

Portfolio Turnover Ratio is the percentage of a fund's holdings that have changed in a given year. This ratio measures the fund's trading activity, which is computed by taking the lesser of purchases or sales and dividing by average monthly net assets.

## ■ Portfolio Yield (Annualized Portfolio YTM\*):

Weighted average yield of the securities in scheme portfolio. \*In case of semi annual YTM, it will be annualized.

## ■ Risk Free Return:

The theoretical rate of return of an investment with safest (zero risk) investment in a country.

## ■ Sharpe Ratio:

Sharpe Ratio is a risk to reward ratio, it measures portfolio returns generated in excess to the investment in risk-free asset, for per unit of total risk taken. While, positive Sharpe ratio indicates, portfolio compensating investors with excess returns (over risk-free rate) for the commensurate risk taken; negative Sharpe ratio indicates, investors are better off investing in risk-free assets.

## ■ Specified Mutual Fund:

"Specified Mutual Fund(s)" means mutual fund scheme(s) in which investment in equity shares of domestic companies does not exceed thirty-five percent (35%) of the total assets of such scheme(s).

## ■ Standard Deviation:

A statistical measure that defines expected volatility/risk associated with a portfolio. This explains the variation/deviation from the average returns delivered by the portfolio. A higher standard deviation means higher volatility (risk) and a lower standard deviation means lower volatility.

## ■ Base Expense Ratio:

Total expenses charged to scheme for the month expressed as a percentage to average monthly net assets.

## ■ Entry Load:

A mutual fund may have a sales charge or load at the time of entry and/or exit to compensate the distributor/agent. Entry load is charged at the time an investor purchases the units of a mutual fund. The entry load is added to the prevailing NAV at the time of investment. For instance, if the NAV is Rs. 100 and the entry load is 1%, the investor will enter the fund at Rs. 101.

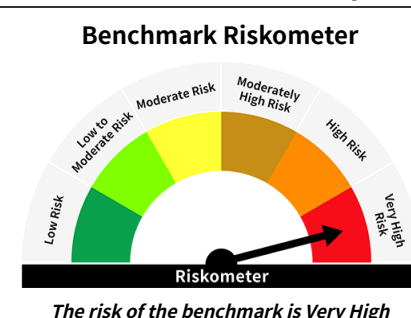
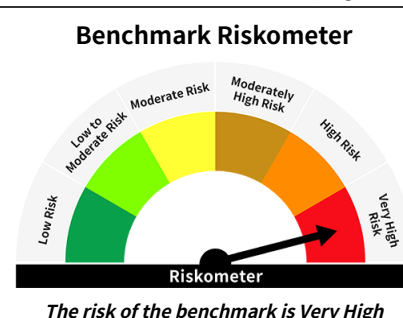
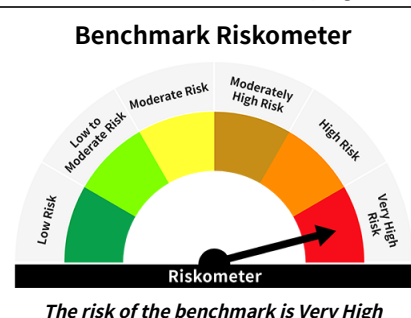
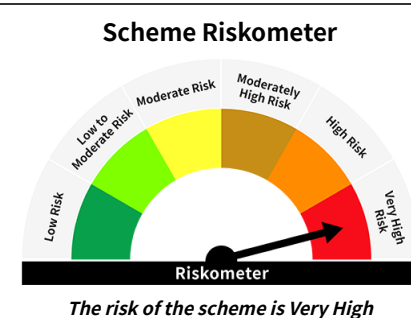
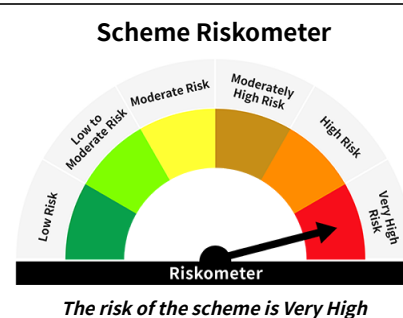
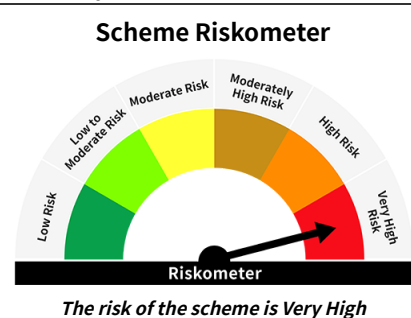
Note: SEBI has abolished entry load and mandated that the upfront commission to distributors will be paid by the investor directly to the distributor, based on his assessment of various factors including the service rendered by the distributor.

Key Features	Mirae Asset Nifty 50 ETF NSE Symbol: NIFTYETF, BSE Scrip Code: 542131	Mirae Asset Nifty Next 50 ETF NSE Symbol: NEXT50, BSE Scrip Code: 542922	Mirae Asset Nifty Financial Services ETF NSE Symbol: BFSI, BSE Scrip Code: 543323
<b>Type of Scheme</b>	Exchange Traded Fund (ETF) - An open ended scheme replicating/tracking Nifty 50 Index	Exchange Traded Fund (ETF) - An open ended scheme replicating/tracking Nifty Next 50 Total Return Index	Exchange Traded Fund (ETF) - An open ended scheme replicating/tracking Nifty Financial Services Total Return Index
<b>Investment Objective</b>	The investment objective of the scheme is to generate returns, before expenses, that are commensurate with the Performance of the Nifty 50 Index, subject to tracking error. The Scheme does not guarantee or assure any returns. There is no assurance that the investment objective of the scheme will be achieved.	The investment objective of the scheme is to generate returns, before expenses, that are commensurate with the performance of the Nifty Next 50 Total Return Index, subject to tracking error. The Scheme does not guarantee or assure any returns. There is no assurance that the investment objective of the scheme will be achieved.	The investment objective of the scheme is to generate returns, before expenses, that are commensurate with the performance of the Nifty Financial Services Total Return Index, subject to tracking error. The Scheme does not guarantee or assure any returns. There is no assurance that the investment objective of the scheme will be achieved.
<b>Fund Manager **</b>	<b>Ms. Ekta Gala</b> (since December 28, 2020) <b>Mr. Ritesh Patel</b> (since March 12, 2025)	<b>Ms. Ekta Gala</b> (since December 28, 2020) <b>Mr. Ritesh Patel</b> (since March 12, 2025)	<b>Ms. Ekta Gala</b> (since July 30, 2021) <b>Mr. Ritesh Patel</b> (since March 12, 2025)
<b>Allotment Date</b>	20 <sup>th</sup> November 2018	24 <sup>th</sup> January 2020	30 <sup>th</sup> July 2021
<b>Benchmark Index</b>	Nifty 50 Index (TRI)	Nifty Next 50 Index (TRI)	Nifty Financial Services Total Return Index (TRI)
<b>Minimum Investment Amount</b>	<b>Market Maker:</b> Application for subscription of Units directly with the Fund in Creation Unit Size at NAV based prices in exchange of Portfolio Deposit and Cash Component. <b>Large Investors:</b> Minimum amount of ₹25 crores for transacting directly with the AMC. <b>Other investors (including Market Maker, Large Investors and Regulated Entities):</b> Units of the Scheme can be subscribed (in lots of 1 Unit) during the trading hours on all trading days on the NSE and BSE on which the Units are listed.  On exchange (in multiple of 1 units) Directly with AMC or Market Maker (in multiple of 50,000 units)	<b>Market Maker:</b> Application for subscription of Units directly with the Fund in Creation Unit Size at NAV based prices in exchange of Portfolio Deposit and Cash Component. <b>Large Investors:</b> Minimum amount of ₹25 crores for transacting directly with the AMC. <b>Other investors (including Market Maker, Large Investors and Regulated Entities):</b> Units of the Scheme can be subscribed (in lots of 1 Unit) during the trading hours on all trading days on the NSE and BSE on which the Units are listed.  On exchange (in multiple of 1 units) Directly with AMC or Market Maker (in multiple of 10,000 units)	<b>Market Maker:</b> Application for subscription of Units directly with the Fund in Creation Unit Size at NAV based prices in exchange of Portfolio Deposit and Cash Component. <b>Large Investors:</b> Minimum amount of ₹25 crores for transacting directly with the AMC. <b>Other investors (including Market Maker, Large Investors and Regulated Entities):</b> Units of the Scheme can be subscribed (in lots of 1 Unit) during the trading hours on all trading days on the NSE and BSE on which the Units are listed.  On exchange (in multiple of 1 units) Directly with AMC (in multiple of 3,00,000 units)
<b>Systematic Investment Plan (SIP)</b>	NA	NA	NA
<b>Load Structure</b>	Exit Load: For investors transacting directly with the AMC: No Exit load will be levied on redemptions made by Market Makers/ Large Investors directly with the AMC. For investors transacting on the exchange: Not Applicable	Exit Load: For investors transacting directly with the AMC: No Exit load will be levied on redemptions made by Market Makers/ Large Investors directly with the AMC. For investors transacting on the exchange: Not Applicable	Exit Load: For investors transacting directly with the AMC: No Exit load will be levied on redemptions made by Market Makers/ Large Investors directly with the AMC. For investors transacting on the exchange: Not Applicable
<b>Plans Available</b>	The Scheme does not offer any Plans/Options for investment	The Scheme does not offer any Plans/Options for investment	The Scheme does not offer any Plans/Options for investment
<b>Options Available</b>	The Scheme does not offer any Plans/Options for investment	The Scheme does not offer any Plans/Options for investment	The Scheme does not offer any Plans/Options for investment
<b>Monthly Average AUM (₹ Cr.)</b>	5,216.0498	1,276.5761	434.0304
<b>Monthly Base Expense Ratio (Including Statutory Levies) as on 31 May, 2026</b>	0.04%	0.05%	0.11%
<b>Product Labelling / Investment Objective</b>	The investment objective of the scheme is to generate returns, before expenses, that are commensurate with the Performance of the Nifty 50 Index, subject to tracking error.  The Scheme does not guarantee or assure any returns. There is no assurance that the investment objective of the scheme will be achieved.	The investment objective of the scheme is to generate returns, before expenses, that are commensurate with the performance of the Nifty Next 50 Total Return Index, subject to tracking error. The Scheme does not guarantee or assure any returns.  There is no assurance that the investment objective of the scheme will be achieved.	The investment objective of the scheme is to generate returns, before expenses, that are commensurate with the performance of the Nifty Financial Services Total Return Index, subject to tracking error. The Scheme does not guarantee or assure any returns.  There is no assurance that the investment objective of the scheme will be achieved.
	<p><b>Scheme Riskometer</b></p> <p>The risk of the scheme is Very High</p>	<p><b>Scheme Riskometer</b></p> <p>The risk of the scheme is Very High</p>	<p><b>Scheme Riskometer</b></p> <p>The risk of the scheme is Very High</p>
	<p><b>Benchmark Riskometer</b></p> <p>The risk of the benchmark is Very High</p>	<p><b>Benchmark Riskometer</b></p> <p>The risk of the benchmark is Very High</p>	<p><b>Benchmark Riskometer</b></p> <p>The risk of the benchmark is Very High</p>

\*Investors should consult their financial advisers if they are not clear about the suitability of the product.

\*\* For experience of Fund Managers refer page no. 126

Key Features	Mirae Asset Nifty India Manufacturing ETF NSE Symbol: MAKEINDIA , BSE Scrip Code: 543454	Mirae Asset Nifty Midcap 150 ETF NSE Symbol: MIDCAPETF , BSE Scrip Code:543481	Mirae Asset Nifty 100 Low Volatility 30 ETF NSE Symbol: LOWVOL , BSE Scrip Code: 543858
<b>Type of Scheme</b>	Exchange Traded Fund (ETF) - An open ended scheme replicating/tracking Nifty India Manufacturing Total Return Index	Exchange Traded Fund (ETF) - An open ended scheme replicating/tracking Nifty Midcap 150 Total Return Index	Exchange Traded Fund (ETF) - An open ended scheme replicating/tracking Nifty 100 Low Volatility 30 Total Return Index
<b>Investment Objective</b>	The investment objective of the scheme is to generate returns, before expenses, that are commensurate with the performance of the Nifty India Manufacturing Total Return Index, subject to tracking error. The Scheme does not guarantee or assure any returns.	The investment objective of the scheme is to generate returns, before expenses, that are commensurate with the performance of the Nifty Midcap 150 Total Return Index, subject to tracking error. The Scheme does not guarantee or assure any returns. There is no assurance that the investment objective of the scheme will be achieved.	The investment objective of the scheme is to generate returns, before expenses, that are commensurate with the performance of the Nifty 100 Low Volatility 30 Total Return Index, subject to tracking error. The Scheme does not guarantee or assure any returns. There is no assurance that the investment objective of the scheme will be achieved.
<b>Fund Manager **</b>	<b>Ms. Ekta Gala</b> (since January 27, 2022) <b>Mr. Vishal Singh@</b> (since March 25, 2026)	<b>Ms. Ekta Gala</b> (since March 09, 2022) <b>Mr. Ritesh Patel</b> (since March 12, 2025)	<b>Ms. Ekta Gala</b> (since March 24, 2023) <b>Mr. Akshay Udeshi</b> (since March 12, 2025)
<b>Allotment Date</b>	27 <sup>th</sup> January 2022	9 <sup>th</sup> March 2022	24 <sup>th</sup> March 2023
<b>Benchmark Index</b>	Nifty India Manufacturing Index (TRI)	Nifty Midcap 150 Index (TRI)	Nifty 100 Low Volatility 30 (TRI)
<b>Minimum Investment Amount</b>	<b>Market Maker:</b> Application for subscription of Units directly with the Fund in Creation Unit Size at NAV based prices in exchange of Portfolio Deposit and Cash Component. <b>Large Investors:</b> Minimum amount of ₹25 crores for transacting directly with the AMC. <b>Other investors (including Market Maker, Large Investors and Regulated Entities):</b> Units of the Scheme can be subscribed (in lots of 1 Unit) during the trading hours on all trading days on the NSE and BSE on which the Units are listed.  On exchange in multiples of 1 units Directly with AMC ( in multiples of 50,000 units)	<b>Market Maker:</b> Application for subscription of Units directly with the Fund in Creation Unit Size at NAV based prices in exchange of Portfolio Deposit and Cash Component. <b>Large Investors:</b> Minimum amount of ₹25 crores for transacting directly with the AMC. <b>Other investors (including Market Maker, Large Investors and Regulated Entities):</b> Units of the Scheme can be subscribed (in lots of 1 Unit) during the trading hours on all trading days on the NSE and BSE on which the Units are listed.  On exchange In multiple of 1 units Directly with AMC In multiple of 4,00,000 units	<b>Market Maker:</b> Application for subscription of Units directly with the Fund in Creation Unit Size at NAV based prices in exchange of Portfolio Deposit and Cash Component. <b>Large Investors:</b> Minimum amount of ₹25 crores for transacting directly with the AMC. <b>Other investors (including Market Maker, Large Investors and Regulated Entities):</b> Units of the Scheme can be subscribed (in lots of 1 Unit) during the trading hours on all trading days on the NSE and BSE on which the Units are listed.  On exchange in multiple of 1 unit With AMC In multiples of 30,000 units
<b>Systematic Investment Plan (SIP)</b>	NA	NA	NA
<b>Load Structure</b>	Exit Load: For investors transacting directly with the AMC: No Exit load will be levied on redemptions made by Market Makers/ Large Investors directly with the AMC. For investors transacting on the exchange: Not Applicable	Exit Load: For investors transacting directly with the AMC: No Exit load will be levied on redemptions made by Market Makers/ Large Investors directly with the AMC. For investors transacting on the exchange: Not Applicable	Exit Load: For investors transacting directly with the AMC: No Exit load will be levied on redemptions made by Market Makers/ Large Investors directly with the AMC. For investors transacting on the exchange: Not Applicable
<b>Plans Available</b>	The Scheme does not offer any Plans/Options for investment	The Scheme does not offer any Plans/Options for investment	The Scheme does not offer any Plans/Options for investment
<b>Options Available</b>	The Scheme does not offer any Plans/Options for investment	The Scheme does not offer any Plans/Options for investment	The Scheme does not offer any Plans/Options for investment
<b>Monthly Average AUM (₹ Cr.)</b>	251.3297	1,743.9897	46.5740
<b>Monthly Base Expense Ratio (Including Statutory Levies) as on 31 May, 2026</b>	0.36%	0.05%	0.29%
<b>Product Labelling / Investment Objective</b>	The investment objective of the scheme is to generate returns, before expenses, that are commensurate with the performance of the Nifty India Manufacturing Total Return Index, subject to tracking error. The Scheme does not guarantee or assure any returns.  There is no assurance or guarantee that the investment objective of the scheme will be realized	The investment objective of the scheme is to generate returns, before expenses, that are commensurate with the performance of the Nifty Midcap 150 Total Return Index, subject to tracking error. The Scheme does not guarantee or assure any returns.  There is no assurance that the investment objective of the scheme will be achieved.	The investment objective of the scheme is to generate returns, before expenses, that are commensurate with the performance of the Nifty 100 Low Volatility 30 Total Return Index, subject to tracking error. The Scheme does not guarantee or assure any returns.  There is no assurance that the investment objective of the scheme will be achieved.

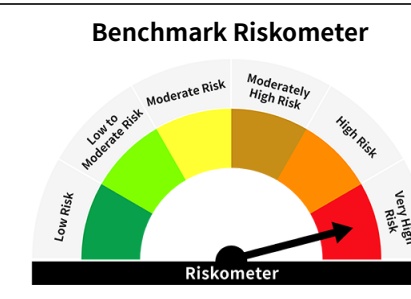
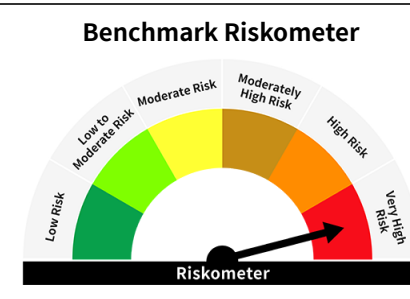
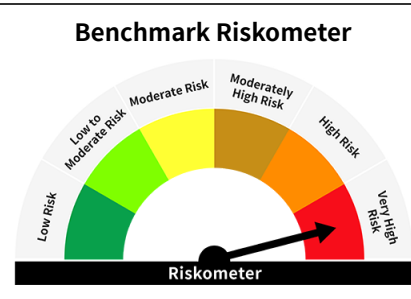
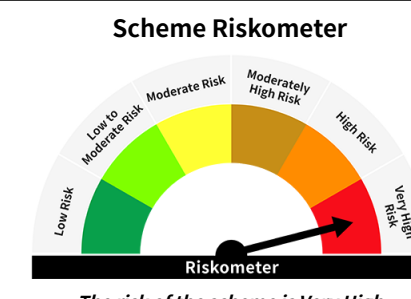
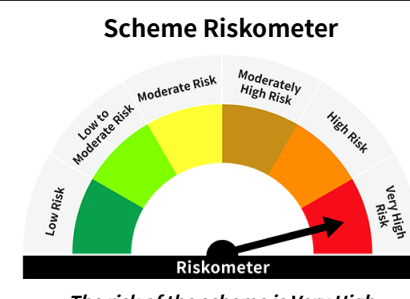
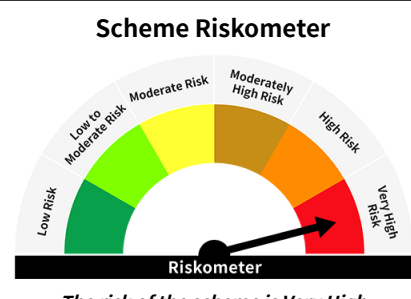


\*Investors should consult their financial advisers if they are not clear about the suitability of the product.

\*\* For experience of Fund Managers refer page no. 126

@ Pursuant to notice cum addendum no. 25/2026, Fund Manager of the scheme has been changed with effect from March 25, 2026.

Key Features	<b>Mirae Asset BSE Sensex ETF*</b> Formerly Known as Mirae Asset S&P BSE Sensex ETF NSE Symbol: SENSEXETF , BSE Scrip Code: 543999	<b>Mirae Asset Nifty 200 Alpha 30 ETF</b> NSE Symbol: ALPHAETF , BSE Scrip Code: 544007	<b>Mirae Asset Nifty Smallcap 250 Momentum Quality 100 ETF</b> NSE Symbol: SMALLCAP , BSE Scrip Code: 544130
Type of Scheme	Exchange Traded Fund (ETF) - An open ended scheme replicating/tracking BSE Sensex Total Return Index	Exchange Traded Fund (ETF) - An open ended scheme replicating/tracking Nifty 200 Alpha 30 Total Return Index	Exchange Traded Fund (ETF) - An open ended scheme replicating/tracking Nifty Smallcap 250 Momentum Quality 100 Total Return Index
Investment Objective	The investment objective of the scheme is to generate returns, before expenses, that are commensurate with the performance of the BSE Sensex Total Return Index, subject to tracking error. There is no assurance or guarantee that the investment objective of the scheme would be achieved.	The investment objective of the scheme is to generate returns, before expenses, that are commensurate with the performance of the Nifty 200 Alpha 30 Total Return Index, subject to tracking error. There is no assurance or guarantee that the investment objective of the scheme would be achieved.	The investment objective of the scheme is to generate returns, before expenses, that are commensurate with the performance of the Nifty Smallcap 250 Momentum Quality 100 Total Return Index, subject to tracking error. There is no assurance or guarantee that the investment objective of the scheme would be achieved.
Fund Manager **	<b>Ms. Ekta Gala</b> (since September 29, 2023) <b>Mr. Ritesh Patel</b> (since March 12, 2025)	<b>Ms. Ekta Gala</b> (since October 20, 2023) <b>Mr. Akshay Udeshi</b> (since March 12, 2025)	<b>Ms. Ekta Gala</b> (since February 23, 2024) <b>Mr. Akshay Udeshi</b> (since March 12, 2025)
Allotment Date	29 <sup>th</sup> September 2023	20 <sup>th</sup> October 2023	23 <sup>rd</sup> February 2024
Benchmark Index	BSE Sensex (TRI)	Nifty 200 Alpha 30 (TRI)	Nifty Smallcap 250 Momentum Quality 100 (TRI)
Minimum Investment Amount	<b>Market Maker:</b> Application for subscription of Units directly with the Fund in Creation Unit Size at NAV based prices in exchange of Portfolio Deposit and Cash Component. <b>Large Investors:</b> Minimum amount of ₹25 crores for transacting directly with the AMC. <b>Other investors (including Market Maker, Large Investors and Regulated Entities):</b> Units of the Scheme can be subscribed (in lots of 1 Unit) during the trading hours on all trading days on the NSE and BSE on which the Units are listed.  On exchange in multiple of 1 unit With AMC In multiples of 1,00,000 Units	<b>Market Maker:</b> Application for subscription of Units directly with the Fund in Creation Unit Size at NAV based prices in exchange of Portfolio Deposit and Cash Component. <b>Large Investors:</b> Minimum amount of ₹25 crores for transacting directly with the AMC. <b>Other investors (including Market Maker, Large Investors and Regulated Entities):</b> Units of the Scheme can be subscribed (in lots of 1 Unit) during the trading hours on all trading days on the NSE and BSE on which the Units are listed.  On exchange in multiple of 1 unit With AMC In multiples of 2,00,000 Units	<b>Market Maker:</b> Application for subscription of Units directly with the Fund in Creation Unit Size at NAV based prices in exchange of Portfolio Deposit and Cash Component. <b>Large Investors:</b> Minimum amount of ₹25 crores for transacting directly with the AMC. <b>Other investors (including Market Maker, Large Investors and Regulated Entities):</b> Units of the Scheme can be subscribed (in lots of 1 Unit) during the trading hours on all trading days on the NSE and BSE on which the Units are listed.  On exchange in multiple of 1 unit With AMC In multiples of 2,00,000 units.
Systematic Investment Plan (SIP)	NA	NA	NA
Load Structure	Exit Load: For investors transacting directly with the AMC: No Exit load will be levied on redemptions made by Market Makers/ Large Investors directly with the AMC. For investors transacting on the exchange: Not Applicable	Exit Load: For investors transacting directly with the AMC: No Exit load will be levied on redemptions made by Market Makers/ Large Investors directly with the AMC. For investors transacting on the exchange: Not Applicable	Exit Load: For investors transacting directly with the AMC: No Exit load will be levied on redemptions made by Market Makers/ Large Investors directly with the AMC. For investors transacting on the exchange: Not Applicable
Plans Available	The Scheme does not offer any Plans/Options for investment	The Scheme does not offer any Plans/Options for investment	The Scheme does not offer any Plans/Options for investment
Options Available	The Scheme does not offer any Plans/Options for investment	The Scheme does not offer any Plans/Options for investment	The Scheme does not offer any Plans/Options for investment
Monthly Average AUM (₹ Cr.)	42.4366	414.8389	930.9256
Monthly Base Expense Ratio (Including Statutory Levies) as on 31 May, 2026	0.05%	0.38%	0.39%
Product Labelling / Investment Objective	The investment objective of the scheme is to generate returns, before expenses, that are commensurate with the performance of the BSE Sensex Total Return Index, subject to tracking error.  There is no assurance or guarantee that the investment objective of the scheme would be achieved.	<b>This product is suitable for investors who are seeking*</b> <ul style="list-style-type: none"> <li>Returns that commensurate with performance of Nifty 200 Alpha 30 Total Return Index, subject to tracking error over long term</li> <li>Investments in equity securities covered by Nifty 200 Alpha 30 Total Return Index</li> </ul>	<b>This product is suitable for investors who are seeking*</b> <ul style="list-style-type: none"> <li>Returns that commensurate with performance of Nifty Smallcap 250 Momentum Quality 100 Total Return Index, subject to tracking error over long term</li> <li>Investments in equity securities covered by Nifty Smallcap 250 Momentum Quality 100 Total Return Index</li> </ul>

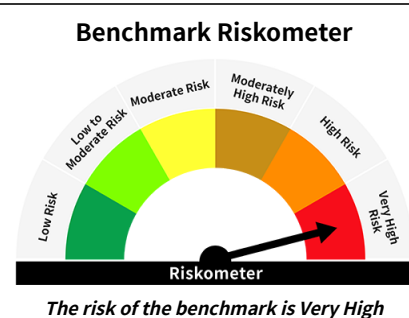
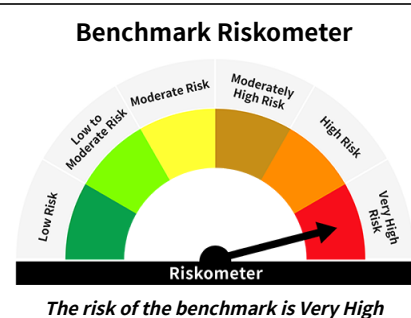
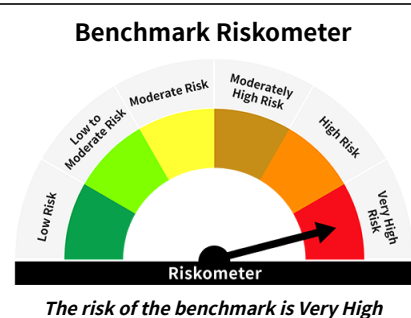
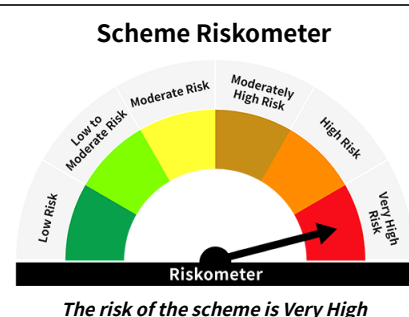
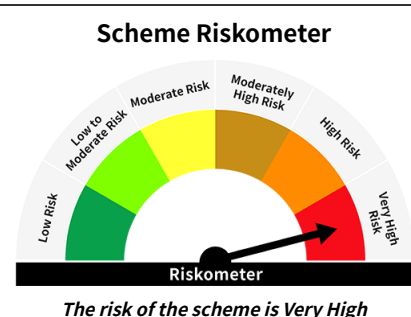
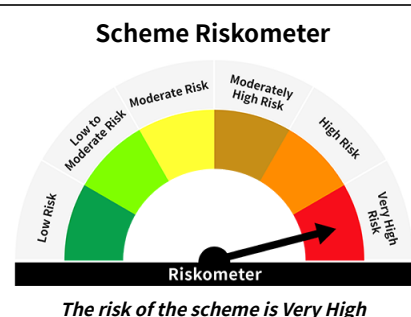


\*Investors should consult their financial advisers if they are not clear about the suitability of the product.

\*\* For experience of Fund Managers refer page no. 126

\*Pursuant to notice cum addendum no. 28/2024, the name of scheme of Mirae Asset Mutual Fund has been changed with effect from June 01, 2024.

Key Features	Mirae Asset Nifty MidSmallcap400 Momentum Quality 100 ETF NSE Symbol: MIDSMLL , BSE Scrip Code: 544180	Mirae Asset Nifty500 Multicap 50:25:25 ETF NSE Symbol: MULTICAP , BSE Scrip Code: 544241	Mirae Asset Nifty India New Age Consumption ETF NSE Symbol: CONSUMER , BSE Scrip Code: 544323
Type of Scheme	Exchange Traded Fund (ETF) - An open-ended scheme replicating/tracking Nifty MidSmallcap400 Momentum Quality 100 Total Return Index	Exchange Traded Fund (ETF) - An open ended scheme replicating/tracking Nifty500 Multicap 50:25:25 Total Return Index	Exchange Traded Fund (ETF) - An open-ended scheme replicating/tracking Nifty India New Age Consumption Total Return Index
Investment Objective	The investment objective of the scheme is to generate returns, before expenses, that are commensurate with the performance of the Nifty MidSmallcap400 Momentum Quality 100 Total Return Index, subject to tracking error. There is no assurance or guarantee that the investment objective of the scheme would be achieved.	The investment objective of the scheme is to generate returns, before expenses, that are commensurate with the performance of the Nifty500 Multicap 50:25:25 Total Return Index, subject to tracking error. The Scheme does not guarantee or assure any returns. There is no assurance that the investment objective of the scheme will be achieved.	The investment objective of the scheme is to generate returns, before expenses, that are commensurate with the performance of the Nifty India New Age Consumption Total Return Index, subject to tracking error. The Scheme does not guarantee or assure any returns. There is no assurance that the investment objective of the scheme will be achieved.
Fund Manager **	<b>Ms. Ekta Gala</b> (since May 22, 2024) <b>Mr. Akshay Udeshi</b> (since March 12, 2025)	<b>Ms. Ekta Gala</b> (since August 30, 2024) <b>Mr. Ritesh Patel</b> (since March 12, 2025)	<b>Ms. Ekta Gala</b> (since December 26, 2024) <b>Mr. Vishal Singh@</b> (since March 25, 2026)
Allotment Date	22 <sup>nd</sup> May 2024	30 <sup>th</sup> August 2024	26 <sup>th</sup> December 2024
Benchmark Index	Nifty MidSmallcap400 Momentum Quality 100 (TRI)	Nifty500 Multicap 50:25:25 (TRI)	Nifty India New Age Consumption (TRI)
Minimum Investment Amount	<b>Market Maker:</b> Application for subscription of Units directly with the Fund in Creation Unit Size at NAV based prices in exchange of Portfolio Deposit and Cash Component. <b>Large Investors:</b> Minimum amount of ₹25 crores for transacting directly with the AMC. <b>Other investors (including Market Maker, Large Investors and Regulated Entities):</b> Units of the Scheme can be subscribed (in lots of 1 Unit) during the trading hours on all trading days on the NSE and BSE on which the Units are listed.  On exchange in multiple of 1 unit With AMC In multiples of 2,00,000 units	<b>Market Maker:</b> Application for subscription of Units directly with the Fund in Creation Unit Size at NAV based prices in exchange of Portfolio Deposit and Cash Component. <b>Large Investors:</b> Minimum amount of ₹25 crores for transacting directly with the AMC. <b>Other investors (including Market Maker, Large Investors and Regulated Entities):</b> Units of the Scheme can be subscribed (in lots of 1 Unit) during the trading hours on all trading days on the NSE and BSE on which the Units are listed.  On exchange in multiple of 1 unit With AMC In multiples of 6,00,000 Units	<b>Market Maker:</b> Application for subscription of Units directly with the Fund in Creation Unit Size at NAV based prices in exchange of Portfolio Deposit and Cash Component. <b>Large Investors:</b> Minimum amount of Rs. 25 crores for transacting directly with the AMC. <b>Other investors (including Market Maker, Large Investors and Regulated Entities):</b> Units of the Scheme can be subscribed (in lots of 1 Unit) during the trading hours on all trading days on the NSE and BSE on which the Units are listed.  On exchange in multiple of 1 unit With AMC In multiples of 6,00,000 units
Systematic Investment Plan (SIP)	NA	NA	NA
Load Structure	Exit Load: For investors transacting directly with the AMC: No Exit load will be levied on redemptions made by Market Makers/ Large Investors directly with the AMC. For investors transacting on the exchange: Not Applicable	Exit Load: For investors transacting directly with the AMC: No Exit load will be levied on redemptions made by Market Makers/ Large Investors directly with the AMC. For investors transacting on the exchange: Not Applicable	Exit Load: For investors transacting directly with the AMC: No Exit load will be levied on redemptions made by Market Makers/ Large Investors directly with the AMC. For investors transacting on the exchange: Not Applicable.
Plans Available	The Scheme does not offer any Plans/Options for investment	The Scheme does not offer any Plans/Options for investment	The Scheme does not offer any Plans/Options for investment
Options Available	The Scheme does not offer any Plans/Options for investment	The Scheme does not offer any Plans/Options for investment	The Scheme does not offer any Plans/Options for investment
Monthly Average AUM (₹ Cr.)	457.3686	83.9333	51.1188
Monthly Base Expense Ratio (Including Statutory Levies) as on 31 May, 2026	0.37%	0.13%	0.25%
Product Labelling / Investment Objective	<b>This product is suitable for investors who are seeking*</b> • Returns that commensurate with performance of Nifty MidSmallcap400 Momentum Quality 100 Total Return Index, subject to tracking error over long term • Investments in equity securities covered by Nifty MidSmallcap400 Momentum Quality 100 Total Return Index	The investment objective of the scheme is to generate returns, before expenses, that are commensurate with the performance of the Nifty500 Multicap 50:25:25 Total Return Index, subject to tracking error. The Scheme does not guarantee or assure any returns.  There is no assurance that the investment objective of the scheme will be achieved.	<b>This product is suitable for investors who are seeking*</b> • Returns that commensurate with the performance of Nifty India New Age Consumption Total Return Index, subject to tracking error • Investments in securities constituting by Nifty India New Age Consumption Total Return Index

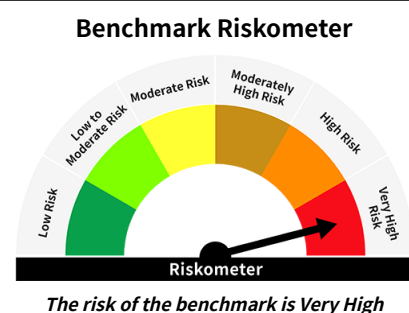
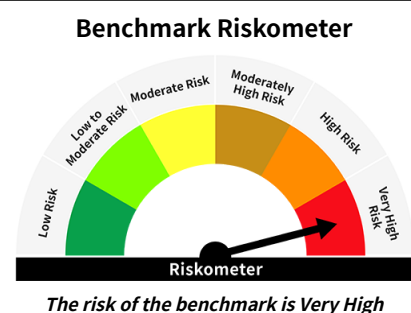
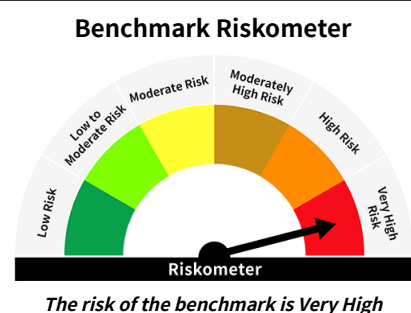
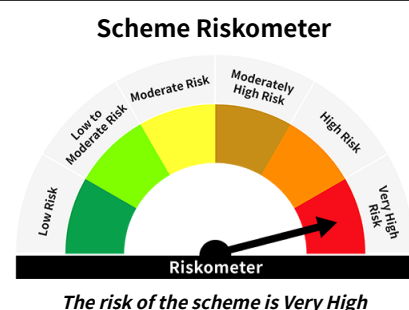
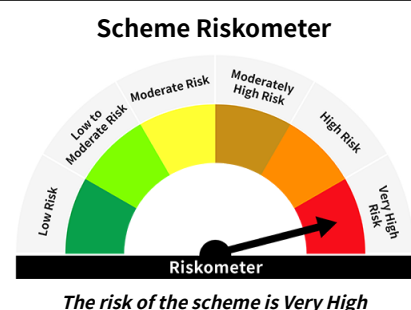
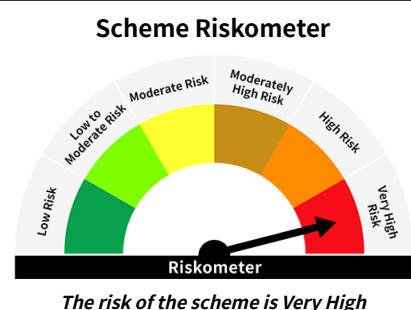


\*Investors should consult their financial advisers if they are not clear about the suitability of the product.

\*\* For experience of Fund Managers refer page no. 126

@ Pursuant to notice cum addendum no. 25/2026, Fund Manager of the scheme has been changed with effect from March 25, 2026.

Key Features	Mirae Asset BSE 200 Equal Weight ETF NSE Symbol: EQUAL200 , BSE Scrip Code: 544377	Mirae Asset BSE Select IPO ETF NSE Symbol: SELECTIPO , BSE Scrip Code: 544376	Mirae Asset Nifty50 Equal Weight ETF NSE Symbol: EQUAL50 , BSE Scrip Code: 544401
<b>Type of Scheme</b>	Exchange Traded Fund (ETF) - An open-ended scheme replicating/tracking BSE 200 Equal Weight Total Return Index	Exchange Traded Fund (ETF) - An open-ended scheme replicating/tracking BSE Select IPO Total Return Index	Exchange Traded Fund (ETF) - An open-ended scheme replicating/tracking Nifty50 Equal Weight Total Return Index
<b>Investment Objective</b>	The investment objective of the scheme is to generate returns, before expenses, that are commensurate with the performance of the BSE 200 Equal Weight Total Return Index, subject to tracking error. The Scheme does not guarantee or assure any returns. There is no assurance that the investment objective of the scheme will be achieved.	The investment objective of the scheme is to generate returns, before expenses, that are commensurate with the performance of the BSE Select IPO Total Return Index, subject to tracking error. The Scheme does not guarantee or assure any returns. There is no assurance that the investment objective of the scheme will be achieved.	The investment objective of the scheme is to generate returns, before expenses, that are commensurate with the performance of the Nifty50 Equal Weight Total Return Index, subject to tracking error. The Scheme does not guarantee or assure any returns. There is no assurance that the investment objective of the scheme will be achieved.
<b>Fund Manager **</b>	<b>Ms. Ekta Gala</b> (since March 10, 2025) <b>Mr. Akshay Udeshi</b> (since March 12, 2025)	<b>Ms. Ekta Gala</b> (since March 10, 2025) <b>Mr. Vishal Singh@</b> (since March 25, 2026)	<b>Ms. Ekta Gala</b> (since May 09, 2025) <b>Mr. Akshay Udeshi</b> (since May 09, 2025)
<b>Allotment Date</b>	10 <sup>th</sup> March 2025	10 <sup>th</sup> March 2025	9 <sup>th</sup> May 2025
<b>Benchmark Index</b>	BSE 200 Equal Weight (TRI)	BSE Select IPO (TRI)	Nifty50 Equal Weight (TRI)
<b>Minimum Investment Amount</b>	<b>Market Maker:</b> Application for subscription of Units directly with the Fund in Creation Unit Size at NAV based prices in exchange of Portfolio Deposit and Cash Component. <b>Large Investors:</b> Minimum amount of ₹25 crores for transacting directly with the AMC. <b>Other investors (including Market Maker, Large Investors and Regulated Entities):</b> Units of the Scheme can be subscribed (in lots of 1 Unit) during the trading hours on all trading days on the NSE and BSE on which the Units are listed.  On exchange ( in multiple of 1 units) Directly with AMC ( in multiple of 8,00,000 units)	<b>Market Maker:</b> Application for subscription of Units directly with the Fund in Creation Unit Size at NAV based prices in exchange of Portfolio Deposit and Cash Component. <b>Large Investors:</b> Minimum amount of ₹25 crores for transacting directly with the AMC. <b>Other investors (including Market Maker, Large Investors and Regulated Entities):</b> Units of the Scheme can be subscribed (in lots of 1 Unit) during the trading hours on all trading days on the NSE and BSE on which the Units are listed.  On exchange ( in multiple of 1 units) Directly with AMC ( in multiple of 1,00,000 units)	<b>Market Maker:</b> Application for subscription of Units directly with the Fund in Creation Unit Size at NAV based prices in exchange of Portfolio Deposit and Cash Component. <b>Large Investors:</b> Minimum amount of Rs. 25 crores for transacting directly with the AMC. <b>Other investors (including Market Maker, Large Investors and Regulated Entities):</b> Units of the Scheme can be subscribed (in lots of 1 Unit) during the trading hours on all trading days on the NSE and BSE on which the Units are listed.  On exchange ( in multiple of 1 units) Directly with AMC ( in multiple of 5,000 units)
<b>Systematic Investment Plan (SIP)</b>	NA	NA	NA
<b>Load Structure</b>	Exit Load: For investors transacting directly with the AMC: No Exit load will be levied on redemptions made by Market Makers/ Large Investors directly with the AMC. For investors transacting on the exchange: Not Applicable	Exit Load: For investors transacting directly with the AMC: No Exit load will be levied on redemptions made by Market Makers/ Large Investors directly with the AMC. For investors transacting on the exchange: Not Applicable	Exit Load: For investors transacting directly with the AMC: No Exit load will be levied on redemptions made by Market Makers/ Large Investors directly with the AMC For investors transacting on the exchange: Not Applicable
<b>Plans Available</b>	The Scheme does not offer any Plans/Options for investment	The Scheme does not offer any Plans/Options for investment	The Scheme does not offer any Plans/Options for investment
<b>Options Available</b>	The Scheme does not offer any Plans/Options for investment	The Scheme does not offer any Plans/Options for investment	The Scheme does not offer any Plans/Options for investment
<b>Monthly Average AUM (₹ Cr.)</b>	19.5950	19.2604	167.7109
<b>Monthly Base Expense Ratio (Including Statutory Levies) as on 31 May, 2026</b>	0.28%	0.28%	0.10%
<b>Product Labelling / Investment Objective</b>	<b>This product is suitable for investors who are seeking*</b> <ul style="list-style-type: none"> <li>Returns that commensurate with performance of BSE 200 Equal Weight Total Return Index, subject to tracking error over long term</li> <li>Investments in equity securities covered by BSE 200 Equal Weight Total Return Index</li> </ul>	<b>This product is suitable for investors who are seeking*</b> <ul style="list-style-type: none"> <li>Returns that are commensurate with the performance of BSE Select IPO Total Return Index, subject to tracking error</li> <li>Investment in securities constituting in BSE Select IPO Total Return Index</li> </ul>	The investment objective of the scheme is to generate returns, before expenses, that are commensurate with the performance of the Nifty50 Equal Weight Total Return Index, subject to tracking error. The Scheme does not guarantee or assure any returns.  There is no assurance that the investment objective of the scheme will be achieved.

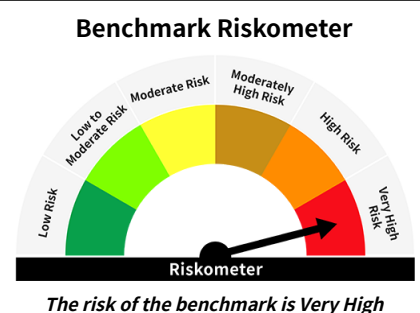
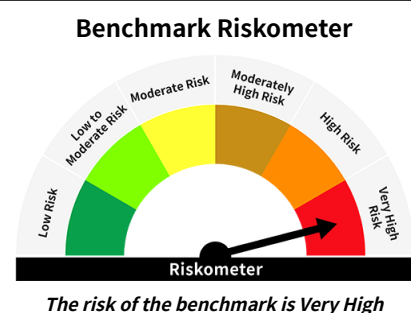
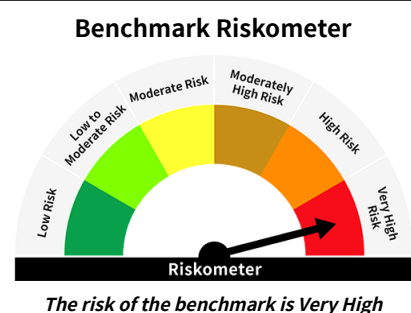
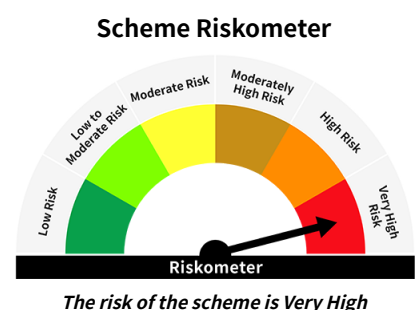
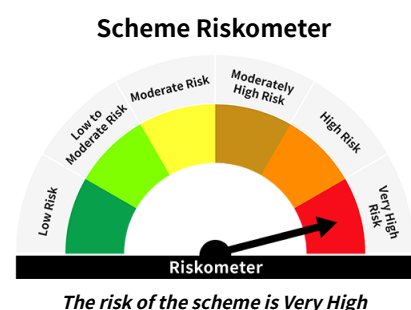
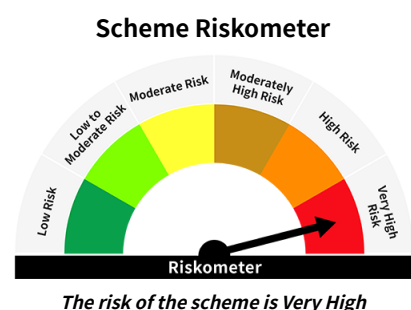


\*Investors should consult their financial advisers if they are not clear about the suitability of the product.

\*\* For experience of Fund Managers refer page no. 126

@ Pursuant to notice cum addendum no. 25/2026, Fund Manager of the scheme has been changed with effect from March 25, 2026.

Key Features	Mirae Asset Nifty India Internet ETF NSE Symbol: INTERNET , BSE Scrip Code: 544438	Mirae Asset Nifty Smallcap 250 ETF NSE Symbol: SMALL250 , BSE Scrip Code: 544605	Mirae Asset Nifty Energy ETF NSE Symbol: ENERGY , BSE Scrip Code: 544604
<b>Type of Scheme</b>	Exchange Traded Fund (ETF) - An open-ended scheme replicating/tracking Nifty India Internet Total Return Index	Exchange Traded Fund (ETF) - An open-ended scheme replicating/tracking Nifty Smallcap 250 Total Return Index	Exchange Traded Fund (ETF) - An open-ended scheme replicating/tracking Nifty Energy Total Return Index
<b>Investment Objective</b>	The investment objective of the scheme is to generate returns, before expenses, that are commensurate with the performance of the Nifty India Internet Total Return Index, subject to tracking error. The Scheme does not guarantee or assure any returns. There is no assurance that the investment objective of the scheme will be achieved.	The investment objective of the scheme is to generate returns, before expenses, that are commensurate with the performance of the Nifty Smallcap 250 Total Return Index, subject to tracking error. There is no assurance that the investment objective of the scheme will be achieved.	The investment objective of the scheme is to generate returns, before expenses, that are commensurate with the performance of the Nifty Energy Total Return Index, subject to tracking error. The Scheme does not guarantee or assure any returns. There is no assurance that the investment objective of the scheme will be achieved.
<b>Fund Manager **</b>	<b>Ms. Ekta Gala</b> (since July 01, 2025) <b>Mr. Vishal Singh@</b> (since March 25, 2026)	<b>Ms. Ekta Gala</b> (since November 07, 2025) <b>Mr. Ritesh Patel</b> (since November 07, 2025)	<b>Ms. Ekta Gala</b> (since November 07, 2025) <b>Mr. Vishal Singh@</b> (since March 25, 2026)
<b>Allotment Date</b>	1 <sup>st</sup> July 2025	7 <sup>th</sup> November 2025	7 <sup>th</sup> November 2025
<b>Benchmark Index</b>	Nifty India Internet (TRI)	Nifty Smallcap 250 (TRI)	Nifty Energy (TRI)
<b>Minimum Investment Amount</b>	<b>Market Maker:</b> Application for subscription of Units directly with the Fund in Creation Unit Size at NAV based prices in exchange of Portfolio Deposit and Cash Component. <b>Large Investors:</b> Minimum amount of Rs. 25 crores for transacting directly with the AMC. <b>Other investors (including Market Maker, Large Investors and Regulated Entities):</b> Units of the Scheme can be subscribed (in lots of 1 Unit) during the trading hours on all trading days on the NSE and BSE on which the Units are listed.  On exchange ( in multiple of 1 units) Directly with AMC ( in multiple of 2,00,000 units)	<b>Market Maker:</b> Application for subscription of Units directly with the Fund in Creation Unit Size at NAV based prices in exchange of Portfolio Deposit and Cash Component. <b>Large Investors:</b> Minimum amount of Rs. 25 crores for transacting directly with the AMC. <b>Other investors (including Market Maker, Large Investors and Regulated Entities):</b> Units of the Scheme can be subscribed (in lots of 1 Unit) during the trading hours on all trading days on the NSE and BSE on which the Units are listed.  On exchange ( in multiple of 1 units) Directly with AMC ( in multiple of 2,00,000 units)	<b>Market Maker:</b> Application for subscription of Units directly with the Fund in Creation Unit Size at NAV based prices in exchange of Portfolio Deposit and Cash Component. <b>Large Investors:</b> Minimum amount of Rs. 25 crores for transacting directly with the AMC. <b>Other investors (including Market Maker, Large Investors and Regulated Entities):</b> Units of the Scheme can be subscribed (in lots of 1 Unit) during the trading hours on all trading days on the NSE and BSE on which the Units are listed.  On exchange ( in multiple of 1 units) Directly with AMC ( in multiple of 1,00,000 units)
<b>Systematic Investment Plan (SIP)</b>	NA	NA	NA
<b>Load Structure</b>	Exit Load: For investors transacting directly with the AMC: No Exit load will be levied on redemptions made by Market Makers/ Large Investors directly with the AMC For investors transacting on the exchange: Not Applicable	Exit Load: For investors transacting directly with the AMC: No Exit load will be levied on redemptions made by Market Makers/ Large Investors directly with the AMC For investors transacting on the exchange: Not Applicable	Exit Load: For investors transacting directly with the AMC: No Exit load will be levied on redemptions made by Market Makers/ Large Investors directly with the AMC For investors transacting on the exchange: Not Applicable
<b>Plans Available</b>	The Scheme does not offer any Plans/Options for investment	The Scheme does not offer any Plans/Options for investment	The Scheme does not offer any Plans/Options for investment
<b>Options Available</b>	The Scheme does not offer any Plans/Options for investment	The Scheme does not offer any Plans/Options for investment	The Scheme does not offer any Plans/Options for investment
<b>Monthly Average AUM (₹ Cr.)</b>	27.7294	68.2894	314.6045
<b>Monthly Base Expense Ratio (Including Statutory Levies) as on 31 May, 2026</b>	0.21%	0.14%	0.18%
<b>Product Labelling / Investment Objective</b>	<b>This product is suitable for investors who are seeking*</b> <ul style="list-style-type: none"> <li>Returns that are commensurate with the performance of Nifty India Internet Total Return Index, subject to tracking error.</li> <li>Investment in securities constituting in Nifty India Internet Total Return Index.</li> </ul>	The investment objective of the scheme is to generate returns, before expenses, that are commensurate with the performance of the Nifty Smallcap 250 Total Return Index, subject to tracking error. There is no assurance that the investment objective of the scheme will be achieved.	The investment objective of the scheme is to generate returns, before expenses, that are commensurate with the performance of the Nifty Energy Total Return Index, subject to tracking error. The Scheme does not guarantee or assure any returns.  There is no assurance that the investment objective of the scheme will be achieved.

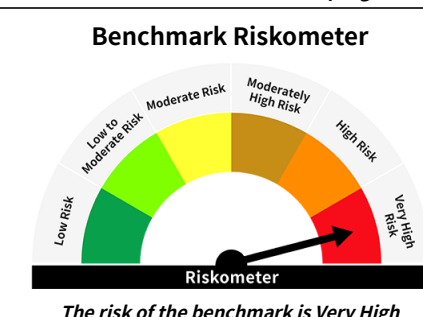
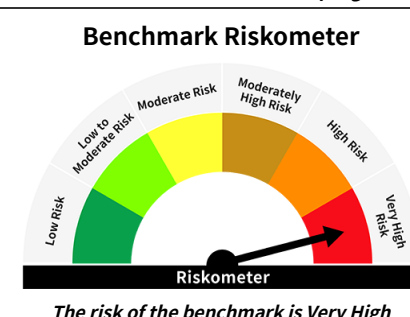
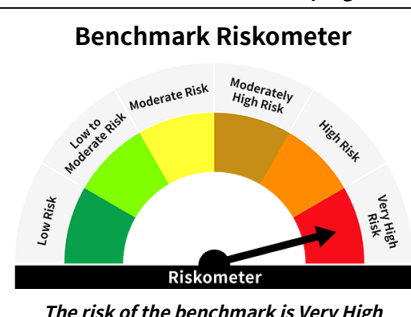
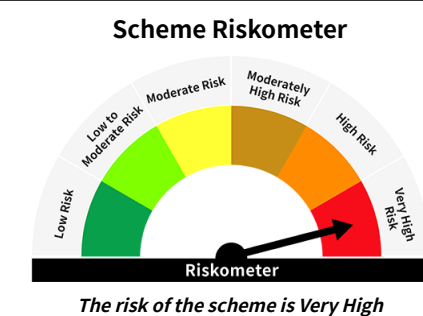
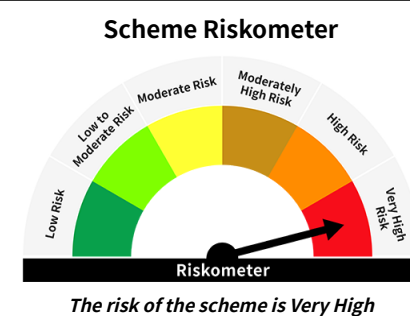
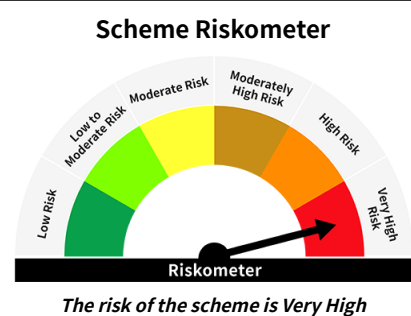


\*Investors should consult their financial advisers if they are not clear about the suitability of the product.

\*\* For experience of Fund Managers refer page no. 126

@ Pursuant to notice cum addendum no. 25/2026, Fund Manager of the scheme has been changed with effect from March 25, 2026.

Key Features	Mirae Asset BSE 500 Dividend Leaders 50 ETF <sup>§</sup> NSE Symbol: DIVIDEND , BSE Scrip Code: 544661	Mirae Asset Nifty Top 20 Equal Weight ETF <sup>§</sup> NSE Symbol: TOP20 , BSE Scrip Code: 544660	Mirae Asset Nifty 500 Healthcare ETF <sup>§</sup> NSE Symbol: HEALTHCARE , BSE Scrip Code: 544701
<b>Type of Scheme</b>	Exchange Traded Fund (ETF) - An open-ended scheme replicating/tracking BSE 500 Dividend Leaders 50 Total Return Index	Exchange Traded Fund (ETF) - An open-ended scheme replicating/tracking Nifty Top 20 Equal Weight Total Return Index	Exchange Traded Fund (ETF) - An open-ended scheme replicating/tracking Nifty 500 Healthcare ETF Total Return Index
<b>Investment Objective</b>	The investment objective of the scheme is to generate returns, before expenses, that are commensurate with the performance of the BSE 500 Dividend Leaders 50 Total Return Index, subject to tracking error. The Scheme does not guarantee or assure any returns. There is no assurance that the investment objective of the Scheme will be achieved.	The investment objective of the scheme is to generate returns, before expenses, that are commensurate with the performance of the Nifty Top 20 Equal Weight Total Return Index, subject to tracking error. The Scheme does not guarantee or assure any returns. There is no assurance that the investment objective of the scheme will be achieved.	The investment objective of the scheme is to generate returns, before expenses, that are commensurate with the performance of the Nifty 500 Healthcare Total Return Index, subject to tracking error. The Scheme does not guarantee or assure any returns. There is no assurance that the investment objective of the scheme will be achieved.
<b>Fund Manager **</b>	<b>Ms. Ekta Gala</b> (since December 15, 2025) <b>Mr. Akshay Udeshi</b> (since December 15, 2025)	<b>Mr. Ritesh Patel</b> (since December 15, 2025) <b>Mr. Akshay Udeshi</b> (since December 15, 2025)	<b>Ms. Ekta Gala</b> (since February 10, 2026) <b>Mr. Ritesh Patel</b> (since February 10, 2026)
<b>Allotment Date</b>	15 <sup>th</sup> December 2025	15 <sup>th</sup> December 2025	10 <sup>th</sup> February 2026
<b>Benchmark Index</b>	BSE 500 Dividend Leaders 50 (TRI)	Nifty Top 20 Equal Weight (TRI)	Nifty 500 Healthcare (TRI)
<b>Minimum Investment Amount</b>	<b>Market Maker:</b> Application for subscription of Units directly with the Fund in Creation Unit Size at NAV based prices in exchange of Portfolio Deposit and Cash Component. <b>Large Investors:</b> Minimum amount of Rs. 25 crores for transacting directly with the AMC. <b>Other investors (including Market Maker, Large Investors and Regulated Entities):</b> Units of the Scheme can be subscribed (in lots of 1 Unit) during the trading hours on all trading days on the NSE and BSE on which the Units are listed.  On exchange ( in multiple of 1 units) Directly with AMC ( in multiple of 80,000 units)	<b>Market Maker:</b> Application for subscription of Units directly with the Fund in Creation Unit Size at NAV based prices in exchange of Portfolio Deposit and Cash Component. <b>Large Investors:</b> Minimum amount of Rs. 25 crores for transacting directly with the AMC. <b>Other investors (including Market Maker, Large Investors and Regulated Entities):</b> Units of the Scheme can be subscribed (in lots of 1 Unit) during the trading hours on all trading days on the NSE and BSE on which the Units are listed.  On exchange ( in multiple of 1 units) Directly with AMC ( in multiple of 3,00,000 units)	<b>Market Maker:</b> Application for subscription of Units directly with the Fund in Creation Unit Size at NAV based prices in exchange of Portfolio Deposit and Cash Component. <b>Large Investors:</b> Minimum amount of Rs. 25 crores for transacting directly with the AMC. <b>Other investors (including Market Maker, Large Investors and Regulated Entities):</b> Units of the Scheme can be subscribed (in lots of 1 Unit) during the trading hours on all trading days on the NSE and BSE on which the Units are listed.  On exchange ( in multiple of 1 units) Directly with AMC ( in multiple of 2,00,000 units)
<b>Systematic Investment Plan (SIP)</b>	NA	NA	NA
<b>Load Structure</b>	Exit Load: For investors transacting directly with the AMC: No Exit load will be levied on redemptions made by Market Makers/ Large Investors directly with the AMC For investors transacting on the exchange: Not Applicable	Exit Load: For investors transacting directly with the AMC: No Exit load will be levied on redemptions made by Market Makers/ Large Investors directly with the AMC For investors transacting on the exchange: Not Applicable	Exit Load: For investors transacting directly with the AMC: No Exit load will be levied on redemptions made by Market Makers/ Large Investors directly with the AMC For investors transacting on the exchange: Not Applicable
<b>Plans Available</b>	The Scheme does not offer any Plans/Options for investment	The Scheme does not offer any Plans/Options for investment	The Scheme does not offer any Plans/Options for investment
<b>Options Available</b>	The Scheme does not offer any Plans/Options for investment	The Scheme does not offer any Plans/Options for investment	The Scheme does not offer any Plans/Options for investment
<b>Monthly Average AUM (₹ Cr.)</b>	10.0511	12.1379	11.2823
<b>Monthly Base Expense Ratio (Including Statutory Levies) as on 31 May, 2026</b>	0.17%	0.08%	0.12%
<b>Product Labelling / Investment Objective</b>	<b>This product is suitable for investors who are seeking*</b> <ul style="list-style-type: none"> <li>Returns that are commensurate with the performance of BSE 500 Dividend Leaders 50 Total Return Index, subject to tracking error</li> <li>Investment in securities constituting in BSE 500 Dividend Leaders 50 Total Return Index.</li> </ul>	<b>This product is suitable for investors who are seeking*</b> <ul style="list-style-type: none"> <li>Returns that are commensurate with the performance of Nifty Top 20 Equal Weight Total Return Index, subject to tracking error</li> <li>Investment in securities constituting in Nifty Top 20 Equal Weight Total Return Index.</li> </ul>	<b>This product is suitable for investors who are seeking*</b> <ul style="list-style-type: none"> <li>Returns that are commensurate with the performance of Nifty 500 Healthcare Total Return Index, subject to tracking error</li> <li>Investment in securities constituting in Nifty 500 Healthcare Total Return Index.</li> </ul>

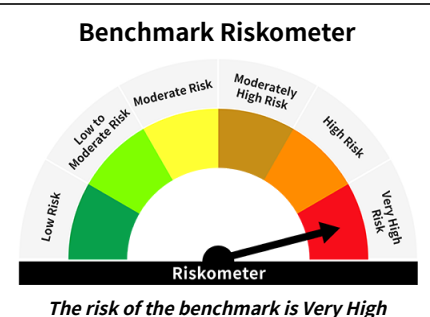
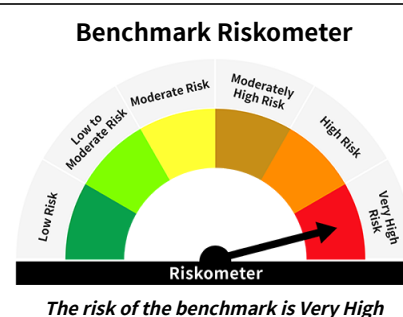
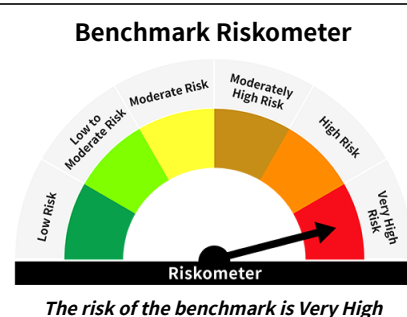
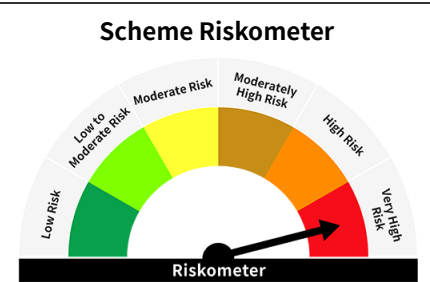
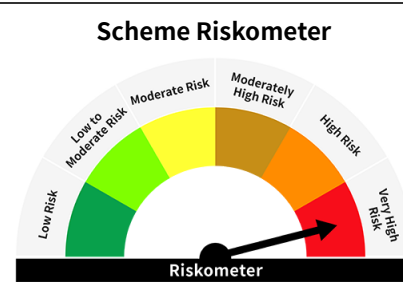
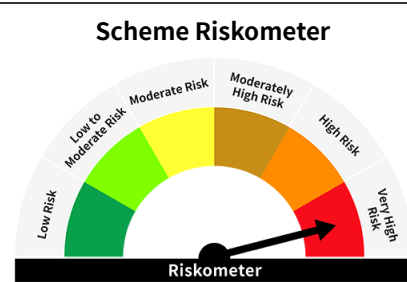


\*Investors should consult their financial advisers if they are not clear about the suitability of the product.

\*\* For experience of Fund Managers refer page no. 126

§ Pursuant to clause 14.2.2 of Chapter 14 in SEBI master circular dated March 20, 2026, the scheme is in existence for less than 6 months.

Key Features	Mirae Asset Nifty India Infrastructure & Logistics ETF <sup>\$</sup> NSE Symbol: INFRA , BSE Scrip Code: 544704	Mirae Asset BSE India Defence ETF <sup>\$</sup> NSE Symbol: DEFENCE , BSE Scrip Code: 544705	Mirae Asset Nifty 500 Value 50 ETF <sup>\$</sup> NSE Symbol: VALUE , BSE Scrip Code: 544737
<b>Type of Scheme</b>	Exchange Traded Fund (ETF) - An open-ended scheme replicating/tracking Nifty India Infrastructure & Logistics Total Return Index	Exchange Traded Fund (ETF) - An open-ended scheme replicating/tracking BSE India Defence Total Return Index	Exchange Traded Fund (ETF) - An open-ended scheme replicating/tracking Nifty 500 Value 50 ETF Total Return Index
<b>Investment Objective</b>	The investment objective of the scheme is to generate returns, before expenses, that are commensurate with the performance of the Nifty India Infrastructure & Logistics Total Return Index, subject to tracking error. The Scheme does not guarantee or assure any returns. There is no assurance that the investment objective of the scheme will be achieved.	The investment objective of the scheme is to generate returns, before expenses, that are commensurate with the performance of the BSE India Defence Total Return Index, subject to tracking error. The Scheme does not guarantee or assure any returns. There is no assurance that the investment objective of the scheme will be achieved.	The investment objective of the scheme is to generate returns, before expenses, that are commensurate with the performance of the Nifty 500 Value 50 Total Return Index, subject to tracking error. There is no assurance that the investment objective of the scheme will be achieved.
<b>Fund Manager **</b>	<b>Ms. Ekta Gala</b> <sup>@</sup> (since March 25, 2026) <b>Mr. Vishal Singh</b> <sup>@</sup> (since March 25, 2026)	<b>Ms. Ekta Gala</b> (since February 13, 2026) <b>Mr. Vishal Singh</b> <sup>@</sup> (since March 25, 2026)	<b>Ms. Ekta Gala</b> (since March 20, 2026) <b>Mr. Akshay Udeshi</b> (since March 20, 2026)
<b>Allotment Date</b>	12 <sup>th</sup> February 2026	13 <sup>th</sup> February 2026	20 <sup>th</sup> March 2026
<b>Benchmark Index</b>	Nifty India Infrastructure & Logistics (TRI)	BSE India Defence (TRI)	Nifty 500 Value 50 (TRI)
<b>Minimum Investment Amount</b>	<b>Market Maker:</b> Application for subscription of Units directly with the Fund in Creation Unit Size at NAV based prices in exchange of Portfolio Deposit and Cash Component. <b>Large Investors:</b> Minimum amount of Rs. 25 crores for transacting directly with the AMC. <b>Other investors (including Market Maker, Large Investors and Regulated Entities):</b> Units of the Scheme can be subscribed (in lots of 1 Unit) during the trading hours on all trading days on the NSE and BSE on which the Units are listed.  On exchange ( in multiple of 1 units) Directly with AMC ( in multiple of 5,00,000 units)	<b>Market Maker:</b> Application for subscription of Units directly with the Fund in Creation Unit Size at NAV based prices in exchange of Portfolio Deposit and Cash Component. <b>Large Investors:</b> Minimum amount of Rs. 25 crores for transacting directly with the AMC. <b>Other investors (including Market Maker, Large Investors and Regulated Entities):</b> Units of the Scheme can be subscribed (in lots of 1 Unit) during the trading hours on all trading days on the NSE and BSE on which the Units are listed.  On exchange ( in multiple of 1 units) Directly with AMC ( in multiple of 65,000 units)	<b>Market Maker:</b> Application for subscription of Units directly with the Fund in Creation Unit Size at NAV based prices in exchange of Portfolio Deposit and Cash Component. <b>Large Investors:</b> Minimum amount of Rs. 25 crores for transacting directly with the AMC. <b>Other investors (including Market Maker, Large Investors and Regulated Entities):</b> Units of the Scheme can be subscribed (in lots of 1 Unit) during the trading hours on all trading days on the NSE and BSE on which the Units are listed.  On exchange ( in multiple of 1 units) Directly with AMC ( in multiple of 2,00,000 units)
<b>Systematic Investment Plan (SIP)</b>	NA	NA	NA
<b>Load Structure</b>	Exit Load: For investors transacting directly with the AMC: No Exit load will be levied on redemptions made by Market Makers/ Large Investors directly with the AMC For investors transacting on the exchange: Not Applicable	Exit Load: For investors transacting directly with the AMC: No Exit load will be levied on redemptions made by Market Makers/ Large Investors directly with the AMC For investors transacting on the exchange: Not Applicable	Exit Load: For investors transacting directly with the AMC: No Exit load will be levied on redemptions made by Market Makers/ Large Investors directly with the AMC For investors transacting on the exchange: Not Applicable
<b>Plans Available</b>	The Scheme does not offer any Plans/Options for investment	The Scheme does not offer any Plans/Options for investment	The Scheme does not offer any Plans/Options for investment
<b>Options Available</b>	The Scheme does not offer any Plans/Options for investment	The Scheme does not offer any Plans/Options for investment	The Scheme does not offer any Plans/Options for investment
<b>Monthly Average AUM (₹ Cr.)</b>	9.6275	88.3891	12.0593
<b>Monthly Base Expense Ratio (Including Statutory Levies) as on 31 May, 2026</b>	0.18%	0.28%	0.18%
<b>Product Labelling / Investment Objective</b>	This product is suitable for investors who are seeking* • Returns that are commensurate with the performance of Nifty India Infrastructure & Logistics Total Return Index, subject to tracking error • Investment in securities constituting in Nifty India Infrastructure & Logistics Total Return Index.	This product is suitable for investors who are seeking* • Returns that are commensurate with the performance of BSE India Defence Total Return Index, subject to tracking error • Investment in securities constituting in BSE India Defence Total Return Index.	This product is suitable for investors who are seeking* • Returns that are commensurate with the performance of Nifty 500 Value 50 Total Return Index, subject to tracking error over long term. • Investment in securities constituting in Nifty 500 Value 50 Total Return Index.



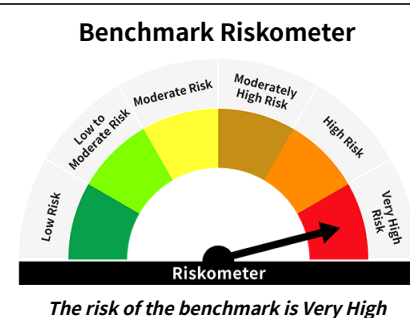
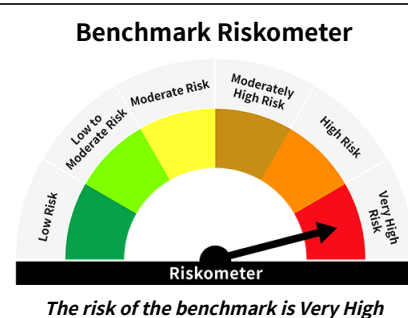
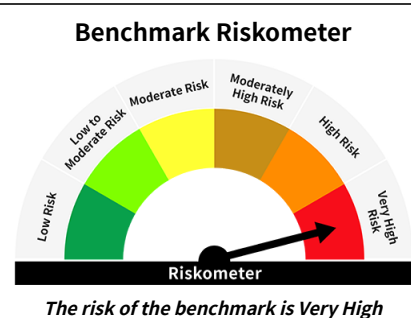
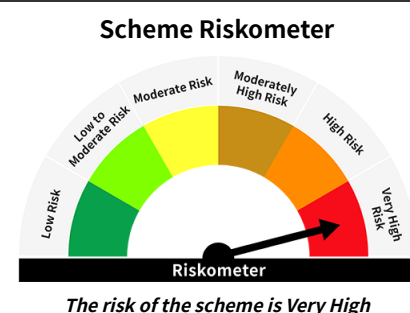
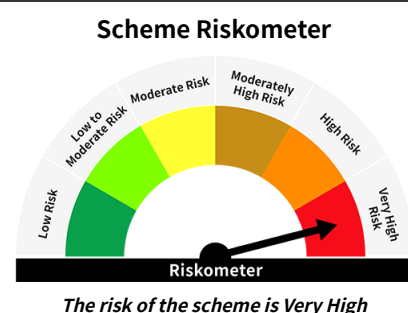
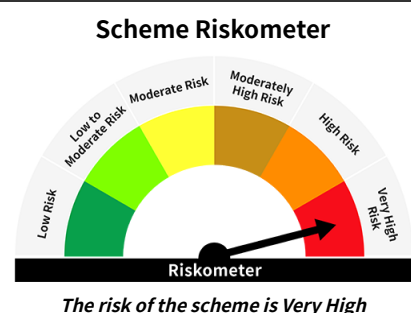
\*Investors should consult their financial advisers if they are not clear about the suitability of the product.

\*\* For experience of Fund Managers refer page no. 126

<sup>\$</sup> Pursuant to clause 14.2.2 of Chapter 14 in SEBI master circular dated March 20, 2026, the scheme is in existence for less than 6 months.

<sup>@</sup> Pursuant to notice cum addendum no. 25/2026, Fund Manager of the scheme has been changed with effect from March 25, 2026.

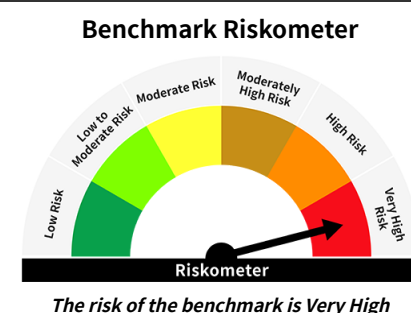
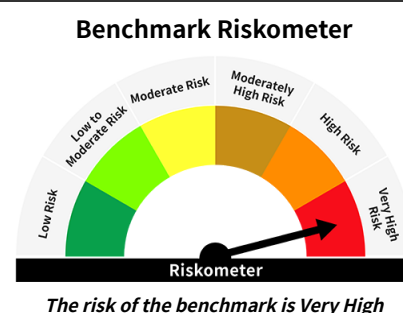
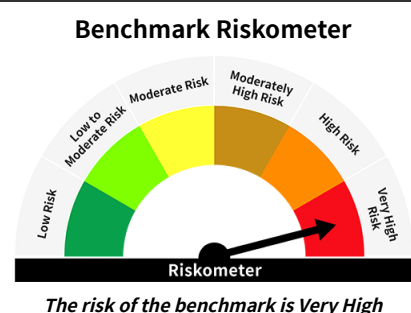
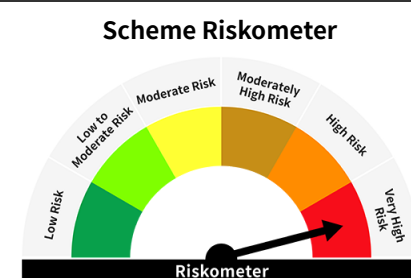
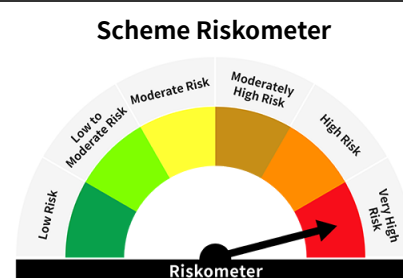
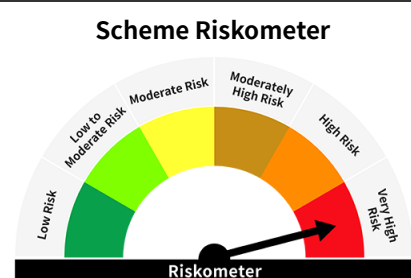
Key Features	Mirae Asset Nifty 100 ESG Sector Leaders ETF NSE Symbol: ESG , BSE Scrip Code: 543246	Mirae Asset NYSE FANG + ETF NSE Symbol: MAFANG , BSE Scrip Code: 543291	Mirae Asset S&P 500 TOP 50 ETF NSE Symbol: MASPTOP50 , BSE Scrip Code: 543365
<b>Type of Scheme</b>	Exchange Traded Fund (ETF) - An open ended scheme replicating/tracking Nifty 100 ESG Sector Leaders Total Return Index	Exchange Traded Fund (ETF) - An open ended scheme replicating/tracking NYSE FANG + Total Return Index	Exchange Traded Fund (ETF) - An open ended scheme replicating/tracking S&P 500 Top 50 Total Return Index
<b>Investment Objective</b>	The investment objective of the scheme is to generate returns, before expenses, that are commensurate with the performance of the Nifty 100 ESG Sector Leaders Total Return Index, subject to tracking error. The Scheme does not guarantee or assure any returns. There is no assurance that the investment objective of the scheme will be achieved.	The investment objective of the scheme is to generate returns, before expenses, that are commensurate with the performance of the NYSE FANG+ Total Return Index, subject to tracking error and forex movement. The Scheme does not guarantee or assure any returns. There is no assurance that the investment objective of the scheme will be achieved.	The investment objective of the scheme is to generate returns, before expenses, that are commensurate with the performance of the S&P 500 Top 50 Total Return Index, subject to tracking error and forex movement. The Scheme does not guarantee or assure any returns. There is no assurance that the investment objective of the scheme will be achieved.
<b>Fund Manager **</b>	<b>Ms. Ekta Gala</b> (since November 17, 2020) <b>Mr. Vishal Singh@</b> (since March 25, 2026)	<b>Mr. Siddharth Srivastava</b> (since May 06, 2021)	<b>Mr. Siddharth Srivastava</b> (since September 20, 2021)
<b>Allotment Date</b>	17 <sup>th</sup> November 2020	6 <sup>th</sup> May 2021	20 <sup>th</sup> September 2021
<b>Benchmark Index</b>	Nifty 100 ESG Sector Leaders Index (TRI)	NYSE FANG + Index (TRI) (INR)	S&P 500 Top 50 (TRI) (INR)
<b>Minimum Investment Amount</b>	<b>Market Maker:</b> Application for subscription of Units directly with the Fund in Creation Unit Size at NAV based prices in exchange of Portfolio Deposit and Cash Component. <b>Large Investors:</b> Minimum amount of ₹25 crores for transacting directly with the AMC. <b>Other investors (including Market Maker, Large Investors and Regulated Entities):</b> Units of the Scheme can be subscribed (in lots of 1 Unit) during the trading hours on all trading days on the NSE and BSE on which the Units are listed.  On exchange (in multiple of 1 units), Directly with AMC or Market Maker (in multiple of 1,25,000 units)	<b>Market Maker:</b> Application for subscription of Units directly with the Fund in Creation Unit Size at NAV based prices in exchange of Portfolio Deposit and Cash Component. <b>Large Investors:</b> Minimum amount of ₹25 crores for transacting directly with the AMC. <b>Other investors (including Market Maker, Large Investors and Regulated Entities):</b> Units of the Scheme can be subscribed (in lots of 1 Unit) during the trading hours on all trading days on the NSE and BSE on which the Units are listed.  On exchange (in multiple of 1 units), Directly with AMC or Market Maker (in multiple of 2,00,000 units)	<b>Market Maker:</b> Application for subscription of Units directly with the Fund in Creation Unit Size at NAV based prices in exchange of Portfolio Deposit and Cash Component. <b>Large Investors:</b> Minimum amount of ₹25 crores for transacting directly with the AMC. <b>Other investors (including Market Maker, Large Investors and Regulated Entities):</b> Units of the Scheme can be subscribed (in lots of 1 Unit) during the trading hours on all trading days on the NSE and BSE on which the Units are listed.  On exchange in multiple of 1 unit With AMC In multiples of 5,50,000 units
<b>Systematic Investment Plan (SIP)</b>	NA	NA	NA
<b>Load Structure</b>	Exit Load: For investors transacting directly with the AMC: No Exit load will be levied on redemptions made by Market Makers/ Large Investors directly with the AMC. For investors transacting on the exchange: Not Applicable	Exit Load: For investors transacting directly with the AMC: No Exit load will be levied on redemptions made by Market Makers/ Large Investors directly with the AMC. For investors transacting on the exchange: Not Applicable	Exit Load: For investors transacting directly with the AMC: No Exit load will be levied on redemptions made by Market Makers/ Large Investors directly with the AMC. For investors transacting on the exchange: Not Applicable
<b>Plans Available</b>	The Scheme does not offer any Plans/Options for investment	The Scheme does not offer any Plans/Options for investment	The Scheme does not offer any Plans/Options for investment
<b>Options Available</b>	The Scheme does not offer any Plans/Options for investment	The Scheme does not offer any Plans/Options for investment	The Scheme does not offer any Plans/Options for investment
<b>Monthly Average AUM (₹ Cr.)</b>	98.5316	4,006.1442	1,139.1976
<b>Monthly Base Expense Ratio (Including Statutory Levies) as on 31 May, 2026</b>	0.35%	0.55%	0.54%
<b>Product Labelling / Investment Objective</b>	<b>This product is suitable for investors who are seeking*</b> <ul style="list-style-type: none"> <li>Returns that are commensurate with the performance of Nifty 100 ESG Sector Leaders Total Return Index, subject to tracking error over long term</li> <li>Investments in equity securities covered by Nifty 100 ESG Sector Leaders Total Return Index</li> </ul>	<b>This product is suitable for investors who are seeking*</b> <ul style="list-style-type: none"> <li>Returns that are commensurate with the performance of NYSE FANG + Total Return Index, subject to tracking error and foreign exchange movement</li> <li>Investments in equity securities covered by NYSE FANG + Total Return Index</li> </ul>	<b>This product is suitable for investors who are seeking*</b> <ul style="list-style-type: none"> <li>Returns that are commensurate with the performance of S&amp;P 500 Top 50 Total Return Index, subject to tracking error and foreign exchange movement.</li> <li>Investments in equity securities covered by S&amp;P 500 Top 50 Total Return Index</li> </ul>



\*Investors should consult their financial advisers if they are not clear about the suitability of the product.

\*\* For experience of Fund Managers refer page no. 126

Key Features	Mirae Asset Hang Seng TECH ETF NSE Symbol: MAHKTECH, BSE Scrip Code: 543414	Mirae Asset Nifty Bank ETF NSE Symbol: BANKETF, BSE Scrip Code: 543944	Mirae Asset Nifty IT ETF NSE Symbol: ITETF, BSE Scrip Code: 544006
<b>Type of Scheme</b>	Exchange Traded Fund (ETF) - An open ended scheme replicating/tracking Hang Seng TECH Total Return Index (INR)	Exchange Traded Fund (ETF) - An open ended scheme replicating/tracking Nifty Bank Total Return Index	Exchange Traded Fund (ETF) - An open-ended scheme replicating/tracking Nifty IT Total Return Index
<b>Investment Objective</b>	The investment objective of the scheme is to generate returns, before expenses, that are commensurate with the performance of the Hang Seng TECH Total Return Index (INR), subject to tracking error and forex movement. However, the Scheme does not guarantee or assure any returns. There is no assurance that the investment objective of the scheme will be achieved.	The investment objective of the scheme is to generate returns, before expenses, that are commensurate with the performance of the Nifty Bank Total Return Index, subject to tracking error. There is no assurance or guarantee that the investment objective of the scheme would be achieved.	The investment objective of the scheme is to generate returns, before expenses, that are commensurate with the performance of the Nifty IT Total Return Index, subject to tracking error. There is no assurance or guarantee that the investment objective of the scheme would be achieved.
<b>Fund Manager **</b>	<b>Mr. Siddharth Srivastava</b> (since December 06, 2021)	<b>Ms. Ekta Gala</b> (since July 20, 2023) <b>Mr. Ritesh Patel</b> (since March 12, 2025)	<b>Ms. Ekta Gala</b> (since October 20, 2023) <b>Mr. Ritesh Patel</b> (since March 12, 2025)
<b>Allotment Date</b>	6 <sup>th</sup> December 2021	20 <sup>th</sup> July 2023	20 <sup>th</sup> October 2023
<b>Benchmark Index</b>	Hang Seng TECH Index (TRI) (INR)	Nifty Bank Index (TRI)	Nifty IT (TRI)
<b>Minimum Investment Amount</b>	<b>Market Maker:</b> Application for subscription of Units directly with the Fund in Creation Unit Size at NAV based prices in exchange of Portfolio Deposit and Cash Component. <b>Large Investors:</b> Minimum amount of ₹25 crores for transacting directly with the AMC. <b>Other investors (including Market Maker, Large Investors and Regulated Entities):</b> Units of the Scheme can be subscribed (in lots of 1 Unit) during the trading hours on all trading days on the NSE and BSE on which the Units are listed.  On exchange in multiple of 1 unit With AMC In multiples of 8,00,000 units.	<b>Market Maker:</b> Application for subscription of Units directly with the Fund in Creation Unit Size at NAV based prices in exchange of Portfolio Deposit and Cash Component. <b>Large Investors:</b> Minimum amount of ₹25 crores for transacting directly with the AMC. <b>Other investors (including Market Maker, Large Investors and Regulated Entities):</b> Units of the Scheme can be subscribed (in lots of 1 Unit) during the trading hours on all trading days on the NSE and BSE on which the Units are listed.  On exchange In multiple of 1 units Directly with AMC In multiple of 10,000 units	<b>Market Maker:</b> Application for subscription of Units directly with the Fund in Creation Unit Size at NAV based prices in exchange of Portfolio Deposit and Cash Component. <b>Large Investors:</b> Minimum amount of ₹25 crores for transacting directly with the AMC. <b>Other investors (including Market Maker, Large Investors and Regulated Entities):</b> Units of the Scheme can be subscribed (in lots of 1 Unit) during the trading hours on all trading days on the NSE and BSE on which the Units are listed.  On exchange in multiple of 1 unit With AMC In multiples of 1,20,000 units
<b>Systematic Investment Plan (SIP)</b>	NA	NA	NA
<b>Load Structure</b>	Exit Load: For investors transacting directly with the AMC: No Exit load will be levied on redemptions made by Market Makers/ Large Investors directly with the AMC. For investors transacting on the exchange: Not Applicable	Exit Load: For investors transacting directly with the AMC: No Exit load will be levied on redemptions made by Market Makers/ Large Investors directly with the AMC. For investors transacting on the exchange: Not Applicable	Exit Load: For investors transacting directly with the AMC: No Exit load will be levied on redemptions made by Market Makers/ Large Investors directly with the AMC. For investors transacting on the exchange: Not Applicable
<b>Plans Available</b>	The Scheme does not offer any Plans/Options for investment	The Scheme does not offer any Plans/Options for investment	The Scheme does not offer any Plans/Options for investment
<b>Options Available</b>	The Scheme does not offer any Plans/Options for investment	The Scheme does not offer any Plans/Options for investment	The Scheme does not offer any Plans/Options for investment
<b>Monthly Average AUM (₹ Cr.)</b>	390.8997	295.9078	96.6828
<b>Monthly Base Expense Ratio (Including Statutory Levies) as on 31 May, 2026</b>	0.50%	0.09%	0.09%
<b>Product Labelling / Investment Objective</b>	<b>This product is suitable for investors who are seeking*</b> <ul style="list-style-type: none"> <li>Returns that are commensurate with the performance of Hang Seng TECH Total Return Index, subject to tracking error and foreign exchange movement</li> <li>Investments in equity securities covered by Hang Seng TECH Total Return Index</li> </ul>	The investment objective of the scheme is to generate returns, before expenses, that are commensurate with the performance of the Nifty Bank Total Return Index, subject to tracking error.  There is no assurance or guarantee that the investment objective of the scheme would be achieved.	The investment objective of the scheme is to generate returns, before expenses, that are commensurate with the performance of the Nifty IT Total Return Index, subject to tracking error.  There is no assurance or guarantee that the investment objective of the Scheme will be realized

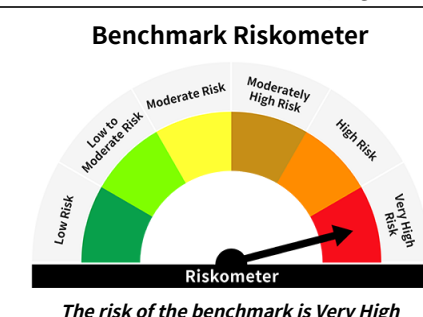
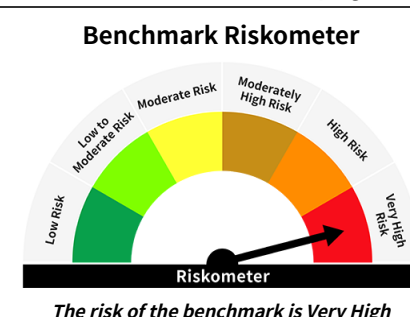
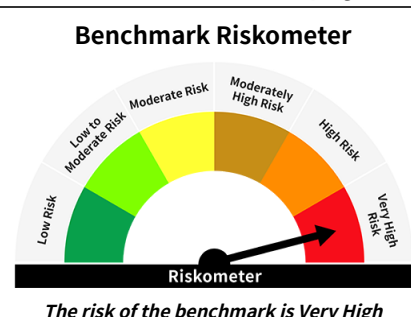
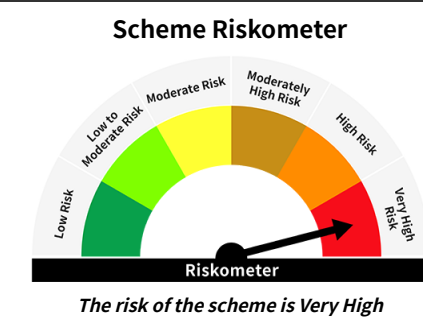
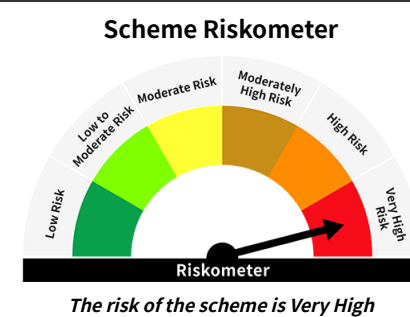
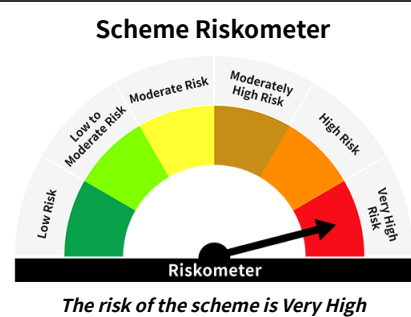


\*Investors should consult their financial advisers if they are not clear about the suitability of the product.

\*\* For experience of Fund Managers refer page no. 126

@ Pursuant to notice cum addendum no. 25/2026, Fund Manager of the scheme has been changed with effect from March 25, 2026.

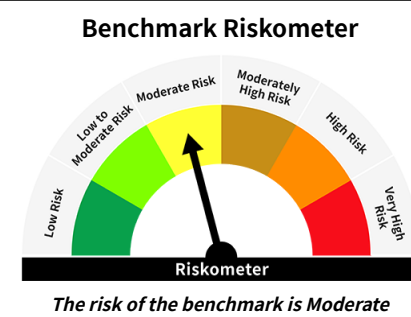
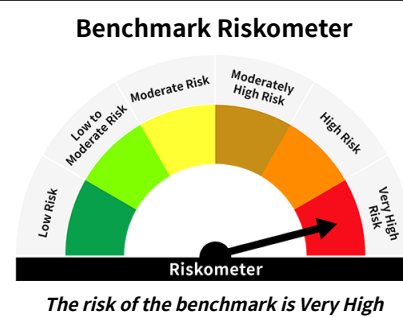
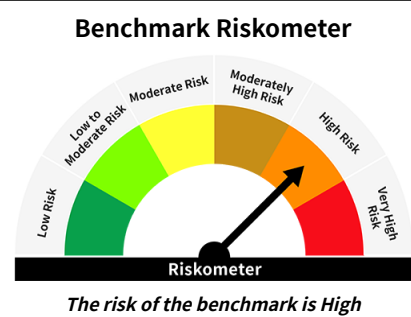
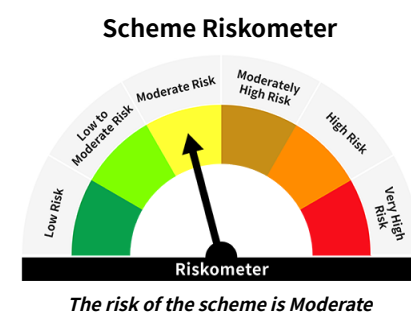
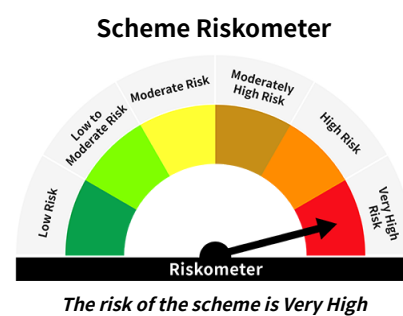
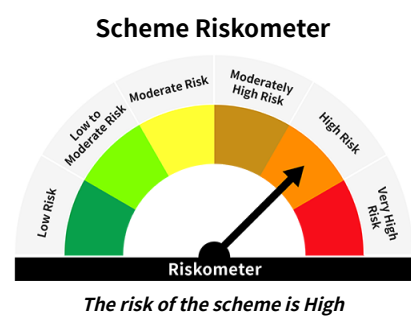
Key Features	Mirae Asset Nifty EV and New Age Automotive ETF NSE Symbol: EVINDIA , BSE Scrip Code: 544212	Mirae Asset Nifty PSU Bank ETF NSE Symbol: BANKPSU , BSE Scrip Code: 544266	Mirae Asset Nifty Metal ETF NSE Symbol: METAL , BSE Scrip Code: 544268
<b>Type of Scheme</b>	Exchange Traded Fund (ETF) - An open-ended scheme replicating/tracking Nifty EV and New Age Automotive Total Return Index	Exchange Traded Fund (ETF) - An open ended scheme replicating/tracking Nifty PSU Bank Total Return Index	Exchange Traded Fund (ETF) - An open ended scheme replicating/tracking Nifty Metal Total Return Index
<b>Investment Objective</b>	The investment objective of the scheme is to generate returns, before expenses, that are commensurate with the performance of the Nifty EV and New Age Automotive Total Return Index, subject to tracking error. The Scheme does not guarantee or assure any returns. There is no assurance or guarantee that the investment objective of the scheme would be achieved.	The investment objective of the scheme is to generate returns, before expenses, that are commensurate with the performance of the Nifty PSU Bank Total Return Index, subject to tracking error. The Scheme does not guarantee or assure any returns. There is no assurance that the investment objective of the scheme will be achieved.	The investment objective of the scheme is to generate returns, before expenses, that are commensurate with the performance of the Nifty Metal Total Return Index, subject to tracking error. The Scheme does not guarantee or assure any returns. There is no assurance that the investment objective of the scheme will be achieved.
<b>Fund Manager **</b>	<b>Ms. Ekta Gala</b> (since July 10, 2024) <b>Mr. Vishal Singh@</b> (since March 25, 2026)	<b>Ms. Ekta Gala</b> (since October 01, 2024) <b>Mr. Akshay Udeshi</b> (since October 01, 2024)	<b>Ms. Ekta Gala</b> (since October 03, 2024) <b>Mr. Akshay Udeshi</b> (since October 03, 2024)
<b>Allotment Date</b>	10 <sup>th</sup> July 2024	1 <sup>st</sup> October 2024	3 <sup>rd</sup> October 2024
<b>Benchmark Index</b>	Nifty EV and New Age Automotive (TRI)	Nifty PSU Bank (TRI)	Nifty Metal (TRI)
<b>Minimum Investment Amount</b>	<b>Market Maker:</b> Application for subscription of Units directly with the Fund in Creation Unit Size at NAV based prices in exchange of Portfolio Deposit and Cash Component. <b>Large Investors:</b> Minimum amount of ₹25 crores for transacting directly with the AMC. <b>Other investors (including Market Maker, Large Investors and Regulated Entities):</b> Units of the Scheme can be subscribed (in lots of 1 Unit) during the trading hours on all trading days on the NSE and BSE on which the Units are listed.  On exchange in multiple of 1 unit With AMC In multiples of 1,50,000 units	<b>Market Maker:</b> Application for subscription of Units directly with the Fund in Creation Unit Size at NAV based prices in exchange of Portfolio Deposit and Cash Component. <b>Large Investors:</b> Minimum amount of ₹25 crores for transacting directly with the AMC. <b>Other investors (including Market Maker, Large Investors and Regulated Entities):</b> Units of the Scheme can be subscribed (in lots of 1 Unit) during the trading hours on all trading days on the NSE and BSE on which the Units are listed.  On exchange in multiple of 1 unit With AMC In multiples of 40,000 Units	<b>Market Maker:</b> Application for subscription of Units directly with the Fund in Creation Unit Size at NAV based prices in exchange of Portfolio Deposit and Cash Component. <b>Large Investors:</b> Minimum amount of ₹25 crores for transacting directly with the AMC. <b>Other investors (including Market Maker, Large Investors and Regulated Entities):</b> Units of the Scheme can be subscribed (in lots of 1 Unit) during the trading hours on all trading days on the NSE and BSE on which the Units are listed.  On exchange in multiple of 1 unit With AMC In multiples of 3,00,000 units.
<b>Systematic Investment Plan (SIP)</b>	NA	NA	NA
<b>Load Structure</b>	Exit Load: For investors transacting directly with the AMC: No Exit load will be levied on redemptions made by Market Makers/ Large Investors directly with the AMC. For investors transacting on the exchange: Not Applicable	Exit Load: For investors transacting directly with the AMC: No Exit load will be levied on redemptions made by Market Makers/ Large Investors directly with the AMC. For investors transacting on the exchange: Not Applicable	Exit Load: For investors transacting directly with the AMC: No Exit load will be levied on redemptions made by Market Makers/ Large Investors directly with the AMC. For investors transacting on the exchange: Not Applicable
<b>Plans Available</b>	The Scheme does not offer any Plans/Options for investment	The Scheme does not offer any Plans/Options for investment	The Scheme does not offer any Plans/Options for investment
<b>Options Available</b>	The Scheme does not offer any Plans/Options for investment	The Scheme does not offer any Plans/Options for investment	The Scheme does not offer any Plans/Options for investment
<b>Monthly Average AUM (₹ Cr.)</b>	163.5718	55.3705	527.2708
<b>Monthly Base Expense Ratio (Including Statutory Levies) as on 31 May, 2026</b>	0.35%	0.17%	0.30%
<b>Product Labelling / Investment Objective</b>	<b>This product is suitable for investors who are seeking*</b> <ul style="list-style-type: none"> <li>Returns that commensurate with performance of Nifty EV and New Age Automotive Total Return Index, subject to tracking error over long term</li> <li>Investments in equity securities covered by Nifty EV and New Age Automotive Total Return Index</li> </ul>	The investment objective of the scheme is to generate returns, before expenses, that are commensurate with the performance of the Nifty PSU Bank Total Return Index, subject to tracking error. The Scheme does not guarantee or assure any returns. There is no assurance that the investment objective of the scheme will be achieved.  There is no assurance or guarantee that the investment objective of the scheme would be achieved.	<b>This product is suitable for investors who are seeking*</b> <ul style="list-style-type: none"> <li>Returns that commensurate with the performance of Nifty Metal Total Return Index, subject to tracking error over long term</li> <li>Investments in equity securities covered by Nifty Metal Total Return Index</li> </ul>



\*Investors should consult their financial advisers if they are not clear about the suitability of the product.

\*\* For experience of Fund Managers refer page no. 126

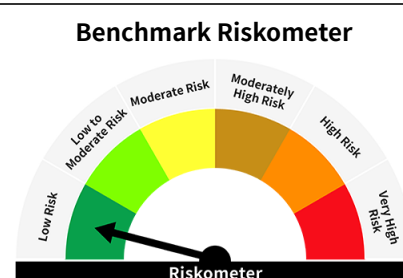
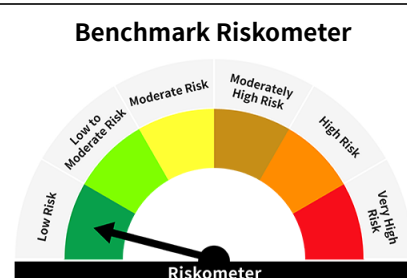
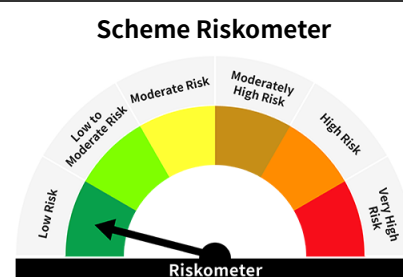
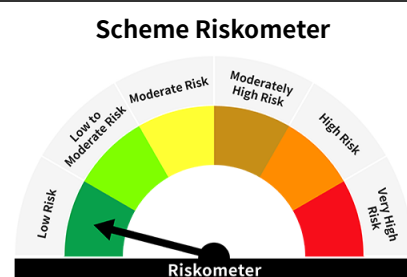
Key Features	Mirae Asset Gold ETF NSE Symbol: GOLDETF, BSE Scrip Code: 543781	Mirae Asset Silver ETF NSE Symbol: SILVERAG, BSE Scrip Code: 543922	Mirae Asset Nifty 8-13 yr G-Sec ETF NSE Symbol: GSEC10YEAR, BSE Scrip Code: 543875
<b>Type of Scheme</b>	Exchange Traded Fund (ETF) - An open ended scheme replicating/tracking Domestic Price of Gold	Exchange Traded Fund (ETF) - An open ended scheme replicating/tracking Domestic Price of Silver	Exchange Traded Fund (ETF) - An open ended Index Exchange Traded Fund tracking Nifty 8-13 yr G-Sec Index. Relatively High interest rate risk and Relatively Low Credit Risk
<b>Investment Objective</b>	To generate returns that are in line with the performance of physical gold in domestic prices, subject to tracking error. The Scheme does not guarantee or assure any returns. There is no assurance that the investment objective of the scheme will be achieved.	To generate returns that are in line with the performance of physical silver in domestic prices, subject to tracking error. The Scheme does not guarantee or assure any returns. There is no assurance that the investment objective of the scheme will be achieved.	The investment objective of the Scheme is to provide returns before expenses that correspond to the returns of Nifty 8-13 yr G-Sec Index, subject to tracking errors. There is no assurance that the investment objective of the scheme will be achieved.
<b>Fund Manager **</b>	<b>Mr. Ritesh Patel</b> (since February 20, 2023) <b>Mr. Akshay Udeshi</b> (Co-fund manager) (since August 28, 2023)	<b>Mr. Ritesh Patel</b> (since June 09, 2023) <b>Mr. Akshay Udeshi</b> (Co-fund manager) (since August 28, 2023)	<b>Ms. Pranavi Kulkarni</b> (since February 05, 2026)
<b>Allotment Date</b>	20 <sup>th</sup> February 2023	9 <sup>th</sup> June 2023	31 <sup>st</sup> March 2023
<b>Benchmark Index</b>	Domestic Price of Physical Gold	Domestic Price of Physical Silver	Nifty 8-13 yr G-Sec Index
<b>Minimum Investment Amount</b>	<b>Market Maker:</b> Application for subscription of Units directly with the Fund in Creation Unit Size at NAV based prices in exchange of Portfolio Deposit and Cash Component. <b>Large Investors:</b> Minimum amount of ₹25 crores for transacting directly with the AMC. <b>Other investors (including Market Maker, Large Investors and Regulated Entities):</b> Units of the Scheme can be subscribed (in lots of 1 Unit) during the trading hours on all trading days on the NSE and BSE on which the Units are listed.  On exchange In multiple of 1 units Directly with AMC In multiple of 1,10,000 units	<b>Market Maker:</b> Application for subscription of Units directly with the Fund in Creation Unit Size at NAV based prices in exchange of Portfolio Deposit and Cash Component. <b>Large Investors:</b> Minimum amount of ₹25 crores for transacting directly with the AMC. <b>Other investors (including Market Maker, Large Investors and Regulated Entities):</b> Units of the Scheme can be subscribed (in lots of 1 Unit) during the trading hours on all trading days on the NSE and BSE on which the Units are listed.  On exchange in multiple of 1 unit With AMC In multiples of 30,000 units	<b>Market Maker:</b> Application for subscription of Units directly with the Fund in Creation Unit Size at NAV based prices in exchange of Portfolio Deposit and Cash Component. <b>Large Investors:</b> Minimum amount of ₹25 crores for transacting directly with the AMC. <b>Other investors (including Market Maker, Large Investors and Regulated Entities):</b> Units of the Scheme can be subscribed (in lots of 1 Unit) during the trading hours on all trading days on the NSE and BSE on which the Units are listed.  On exchange in multiple of 1 unit With AMC In multiples of 2,50,000 units
<b>Systematic Investment Plan (SIP)</b>	NA	NA	NA
<b>Load Structure</b>	Exit Load: For investors transacting directly with the AMC: No Exit load will be levied on redemptions made by Market Makers/ Large Investors directly with the AMC. For investors transacting on the exchange: Not Applicable	Exit Load: For investors transacting directly with the AMC: No Exit load will be levied on redemptions made by Market Makers/ Large Investors directly with the AMC. For investors transacting on the exchange: Not Applicable	Exit Load: For investors transacting directly with the AMC: No Exit load will be levied on redemptions made by Market Makers/ Large Investors directly with the AMC. For investors transacting on the exchange: Not Applicable
<b>Plans Available</b>	The Scheme does not offer any Plans/Options for investment	The Scheme does not offer any Plans/Options for investment	The Scheme does not offer any Plans/Options for investment
<b>Options Available</b>	The Scheme does not offer any Plans/Options for investment	The Scheme does not offer any Plans/Options for investment	The Scheme does not offer any Plans/Options for investment
<b>Monthly Average AUM (₹ Cr.)</b>	3,345.6819	1,089.9242	93.8668
<b>Monthly Base Expense Ratio (Including Statutory Levies) as on 31 May, 2026</b>	0.33%	0.31%	0.09%
<b>Product Labelling / Investment Objective</b>	To generate returns that are in line with the performance of physical gold in domestic prices, subject to tracking error. The Scheme does not guarantee or assure any returns.  There is no assurance that the investment objective of the scheme will be achieved.	To generate returns that are in line with the performance of physical silver in domestic prices, subject to tracking error. The Scheme does not guarantee or assure any returns.  There is no assurance that the investment objective of the scheme will be achieved.	The investment objective of the Scheme is to provide returns before expenses that correspond to the returns of Nifty 8-13 yr G-Sec Index, subject to tracking errors. There is no assurance that the investment objective of the scheme will be achieved.  There is no assurance or guarantee that the investment objective of the scheme would be achieved.



Potential Risk Class Matrix (PRC)			
Credit Risk - Interest Rate Risk	Relatively Low (Class A)	Moderate (Class B)	Relatively High (Class C)
Relatively Low (Class I)			
Moderate (Class II)			
Relatively High (Class III)	A-III		

\*Investors should consult their financial advisers if they are not clear about the suitability of the product.

<b>Key Features</b>	<b>Mirae Asset Nifty 1D Rate Liquid ETF - IDCW*</b> Formerly Known as Mirae Asset Nifty 1D Rate Liquid ETF <b>NSE Symbol: LIQUID , BSE Scrip Code: 543946</b>	<b>Mirae Asset Nifty 1D Rate Liquid ETF - Growth</b> <b>NSE Symbol: LIQUIDPLUS , BSE Scrip Code: 544284</b>
<b>Type of Scheme</b>	Exchange Traded Fund (ETF) - An open ended listed liquid scheme in the form of an Exchange Traded Fund tracking Nifty 1D Rate Index, with daily Income Distribution cum capital withdrawal (IDCW) and compulsory Reinvestment of IDCW option. A relatively low interest rate risk and relatively low credit risk	Exchange Traded Fund (ETF) - An open-ended listed liquid scheme in the form of an Exchange Traded Fund tracking Nifty 1D Rate Index, with growth option. A relatively low interest rate risk and relatively low credit risk
<b>Investment Objective</b>	The investment objective is to seek to provide current income, commensurate with low risk while providing a high level of liquidity through a portfolio of Tri-Party Repo on Government Securities or T-bills / Repo & Reverse Repo. The Scheme endeavors to provide returns that before expenses, closely correspond to the returns of Nifty 1D Rate Index subject to tracking errors. There is no assurance that the investment objective of the scheme will be achieved.	The investment objective is to seek to provide current income, commensurate with low risk while providing a high level of liquidity through a portfolio of Tri-Party Repo on Government Securities or T-bills / Repo & Reverse Repo. The Scheme endeavors to provide returns that before expenses, closely correspond to the returns of Nifty 1D Rate Index subject to tracking errors. However, the Scheme does not assure or guarantee any returns. There is no assurance that the investment objective of the Scheme will be achieved.
<b>Fund Manager **</b>	<b>Mr. Krishnpal Yadav</b> (since September 22, 2025)	<b>Mr. Krishnpal Yadav</b> (since September 22, 2025)
<b>Allotment Date</b>	27 <sup>th</sup> July 2023	7 <sup>th</sup> November 2024
<b>Benchmark Index</b>	Nifty 1D Rate Index	Nifty 1D Rate Index
<b>Minimum Investment Amount</b>	<b>Market Maker:</b> Application for subscription of Units directly with the Fund in Creation Unit Size at NAV based prices in exchange of Portfolio Deposit and Cash Component. <b>Large Investors:</b> Minimum amount of ₹25 crores for transacting directly with the AMC. <b>Other investors (including Market Maker, Large Investors and Regulated Entities):</b> Units of the Scheme can be subscribed (in lots of 1 Unit) during the trading hours on all trading days on the NSE and BSE on which the Units are listed.  On exchange in multiple of 1 unit With AMC In multiples of 2,500 units	<b>Market Maker:</b> Application for subscription of Units directly with the Fund in Creation Unit Size at NAV based prices in exchange of Portfolio Deposit and Cash Component. <b>Large Investors:</b> Minimum amount of ₹25 crores for transacting directly with the AMC. <b>Other investors (including Market Maker, Large Investors and Regulated Entities):</b> Units of the Scheme can be subscribed (in lots of 1 Unit) during the trading hours on all trading days on the NSE and BSE on which the Units are listed.  On exchange in multiple of 1 unit With AMC In multiples of 2,500 units.
<b>Systematic Investment Plan (SIP)</b>	NA	NA
<b>Load Structure</b>	Exit Load: For investors transacting directly with the AMC: No Exit load will be levied on redemptions made by Market Makers/ Large Investors directly with the AMC. For investors transacting on the exchange: Not Applicable	Exit Load: For investors transacting directly with the AMC: No Exit load will be levied on redemptions made by Market Makers/ Large Investors directly with the AMC. For investors transacting on the exchange: Not Applicable
<b>Plans Available</b>	The Scheme does not offer any Plans/Options for investment	The Scheme does not offer any Plans/Options for investment
<b>Options Available</b>	The Scheme does not offer any Plans/Options for investment	The Scheme does not offer any Plans/Options for investment
<b>Monthly Average AUM (₹ Cr.)</b>	585.6064	711.4492
<b>Monthly Base Expense Ratio (Including Statutory Levies) as on 31 May, 2026</b>	0.25%	0.14%
<b>Product Labelling / Investment Objective</b>	The investment objective is to seek to provide current income, commensurate with low risk while providing a high level of liquidity through a portfolio of Tri-Party Repo on Government Securities or T-bills / Repo & Reverse Repo. The Scheme endeavors to provide returns that before expenses, closely correspond to the returns of Nifty 1D Rate Index subject to tracking errors.  There is no assurance that the investment objective of the scheme will be achieved.	The investment objective is to seek to provide current income, commensurate with low risk while providing a high level of liquidity through a portfolio of Tri-Party Repo on Government Securities or T-bills / Repo & Reverse Repo. The Scheme endeavors to provide returns that before expenses, closely correspond to the returns of Nifty 1D Rate Index subject to tracking errors. However, the Scheme does not assure or guarantee any returns.  There is no assurance that the investment objective of the Scheme will be achieved.



Potential Risk Class Matrix (PRC)			
Credit Risk - Interest Rate Risk	Relatively Low (Class A)	Moderate (Class B)	Relatively High (Class C)
Relatively Low (Class I)	A-I		
Moderate (Class II)			
Relatively High (Class III)			

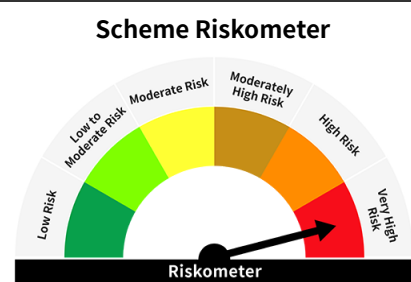
Potential Risk Class Matrix (PRC)			
Credit Risk - Interest Rate Risk	Relatively Low (Class A)	Moderate (Class B)	Relatively High (Class C)
Relatively Low (Class I)	A-I		
Moderate (Class II)			
Relatively High (Class III)			

\*Investors should consult their financial advisers if they are not clear about the suitability of the product.

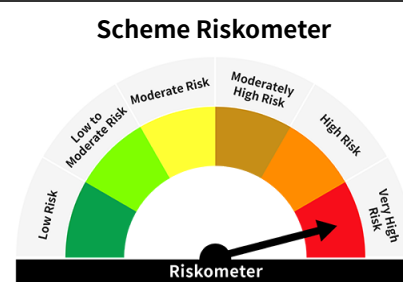
\*\* For experience of Fund Managers refer page no. 126

\*Pursuant to notice cum addendum no. 54/2024, the name of scheme of Mirae Asset Mutual Fund has been changed with effect from October 23, 2024.

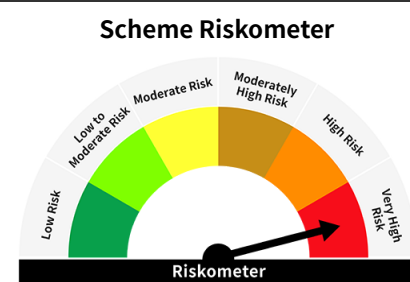
Key Features	Mirae Asset Diversified Equity Allocator Passive FOF* Formerly Known as Mirae Asset Equity Allocator Fund of Fund	Mirae Asset Nifty 100 ESG Sector Leaders Fund of Fund	Mirae Asset NYSE FANG + ETF Fund of Fund
<b>Type of Scheme</b>	Fund of Fund - An open ended fund of fund scheme predominantly investing in units of domestic equity ETFs	Fund of Fund - An open ended fund of fund scheme predominantly investing in Mirae Asset Nifty 100 ESG Sector Leaders ETF	Fund of Fund - An open ended fund of fund scheme predominantly investing in Mirae Asset NYSE FANG + ETF
<b>Investment Objective</b>	The investment objective of the scheme is to provide long-term capital appreciation from a portfolio investing predominantly in units of domestic equity ETFs. There is no assurance that the investment objective of the Scheme will be realized.	The investment objective of the scheme is to provide long-term capital appreciation from a portfolio investing predominantly in units of Mirae Asset Nifty 100 ESG Sector Leaders ETF. There is no assurance that the investment objective of the Scheme will be realized.	The investment objective of the scheme is to generate returns, before expenses, that are commensurate with the performance of the NYSE FANG+ Total Return Index, subject to tracking error and forex movement. The Scheme does not guarantee or assure any returns. There is no assurance or guarantee that the investment objective of the scheme would be achieved.
<b>Fund Manager **</b>	<b>Mr. Siddharth Srivastava</b> (since January 01, 2026)	<b>Ms. Ekta Gala</b> (since November 18, 2020) <b>Mr. Vishal Singh@</b> (since March 25, 2026)	<b>Ms. Ekta Gala</b> (since May 10, 2021) <b>Mr. Akshay Udeshi</b> (since March 12, 2025)
<b>Allotment Date</b>	21 <sup>st</sup> September 2020	18 <sup>th</sup> November 2020	10 <sup>th</sup> May 2021
<b>Benchmark Index</b>	Nifty 200 Index (TRI)	Nifty 100 ESG Sector Leaders Index (TRI)	NYSE FANG + Index (TRI) (INR)
<b>Minimum Investment Amount</b>	₹5,000/- and in multiples of ₹1/- thereafter. Minimum Additional Application Amount: ₹1,000/- per application and in multiples of ₹1/- thereafter	₹5,000/- and in multiples of ₹1/- thereafter. Minimum Additional Application Amount: ₹1,000/- per application and in multiples of ₹1/- thereafter	₹5,000/- and in multiples of ₹1/- thereafter. Minimum Additional Application Amount: ₹1,000/- per application and in multiples of ₹1/- thereafter
<b>Systematic Investment Plan (SIP)</b>	Daily, Monthly and Quarterly: Minimum of ₹99/- (multiples of ₹1/- thereafter), minimum 5 in case of Daily / Monthly / Quarterly option.	Daily, Monthly and Quarterly: Minimum of ₹99/- (multiples of ₹1/- thereafter), minimum 5 in case of Daily / Monthly / Quarterly option.	Daily, Monthly and Quarterly: Minimum of ₹99/- (multiples of ₹1/- thereafter), minimum 5 in case of Daily / Monthly / Quarterly option.
<b>Load Structure</b>	Exit Load: if redeemed or switched out within 5 calendar days from the date of allotment: 0.05% if redeemed or switched out after 5 days from date of allotment: Nil	Exit Load: if redeemed or switched out within 15 days from the date of allotment: 0.05% if redeemed or switched out after 15 days from date of allotment: Nil.	Exit Load: If redeemed within 3 months from the date of allotment: 0.50% If redeemed after 3 months from the date of allotment: NIL
<b>Plans Available</b>	Regular Plan and Direct Plan	Regular Plan and Direct Plan	Regular Plan and Direct Plan
<b>Options Available</b>	Growth Option and IDCW Option (Payout & Re-investment)	Growth Option and IDCW Option (Payout & Re-investment)	Growth Option
<b>Monthly Average AUM (₹ Cr.)</b>	991.148	83.455	2,515.328
<b>Monthly Base Expense Ratio (Including Statutory Levies) as on 31 May, 2026</b>	Regular Plan: 0.08% Direct Plan: 0.04%	Regular Plan: 0.40% Direct Plan: 0.07%	Regular Plan: 0.35% Direct Plan: 0.03%
<b>Product Labelling / Investment Objective</b>	<b>This product is suitable for investors who are seeking*</b> <ul style="list-style-type: none"> <li>To generate long term capital appreciation/income</li> <li>Investments predominantly in units of equity Exchange Traded Funds</li> </ul>	<b>This product is suitable for investors who are seeking*</b> <ul style="list-style-type: none"> <li>To generate long term capital appreciation/income</li> <li>Investments predominantly in units of Mirae Asset Nifty 100 ESG Sector Leaders ETF</li> </ul>	<b>This product is suitable for investors who are seeking*</b> <ul style="list-style-type: none"> <li>To generate long term capital appreciation/income</li> <li>Investments predominantly in units of Mirae Asset NYSE FANG + ETF</li> </ul>



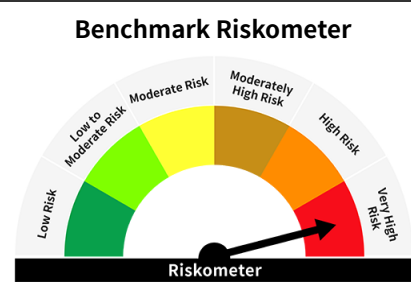
The risk of the scheme is Very High



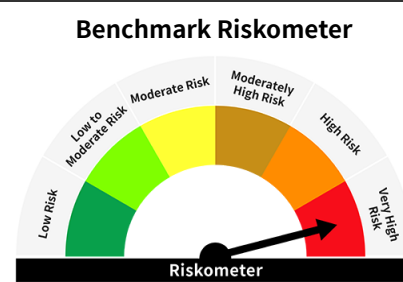
The risk of the scheme is Very High



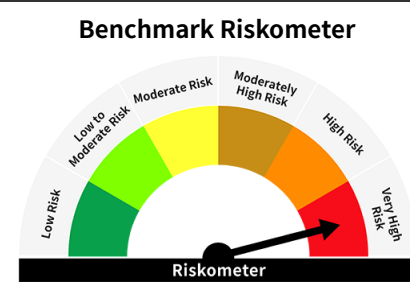
The risk of the scheme is Very High



The risk of the benchmark is Very High



The risk of the benchmark is Very High



The risk of the benchmark is Very High

\*Investors should consult their financial advisers if they are not clear about the suitability of the product.

\*\* For experience of Fund Managers refer page no. 126

Investors may note that they have to bear the cost of the underlying scheme in addition to the BER of the scheme for Fund of Fund Scheme.

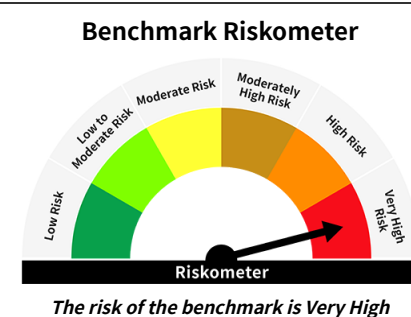
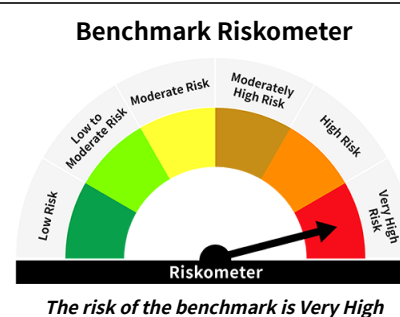
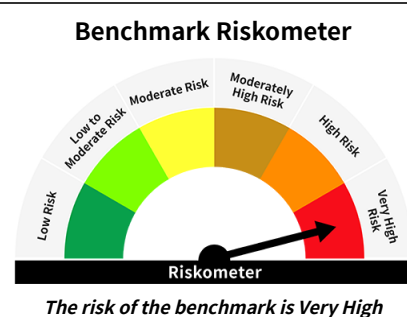
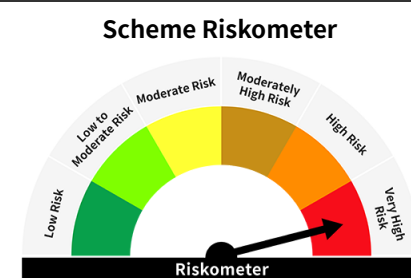
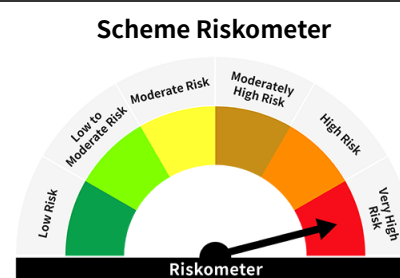
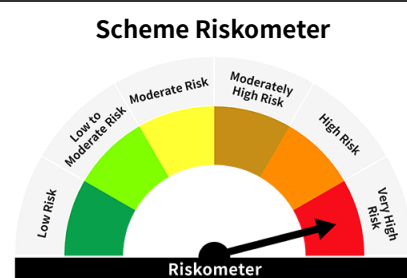
\* Pursuant to notice cum addendum no. 29/2025, the name of scheme of Mirae Asset Mutual Fund has been changed with effect from May 06, 2025.

Key Features	Mirae Asset S&P 500 TOP 50 ETF Fund of Fund	Mirae Asset Hang Seng TECH ETF Fund of Fund	Mirae Asset Nifty India Manufacturing ETF Fund of Fund
<b>Type of Scheme</b>	Fund of Fund - An open ended fund of fund scheme predominantly investing in units of Mirae Asset S&P 500 Top 50 ETF	Fund of Fund - An open ended fund of fund scheme predominantly investing in units of Mirae Asset Hang Seng TECH ETF	Fund of Fund - An open ended fund of fund scheme predominantly investing in units of Mirae Asset Nifty India Manufacturing ETF
<b>Investment Objective</b>	The investment objective of the scheme is to provide long-term capital appreciation from a portfolio investing predominantly in units of Mirae Asset S&P 500 Top 50 ETF. There is no assurance that the investment objective of the Scheme will be realized.	The investment objective of the scheme is to provide long-term capital appreciation from a portfolio investing predominantly in units of Mirae Asset Hang Seng TECH ETF. There is no assurance that the investment objective of the Scheme will be achieved.	The investment objective of the scheme is to provide long-term capital appreciation from a portfolio investing predominantly in units of Mirae Asset Nifty India Manufacturing ETF. There is no assurance that the investment objective of the Scheme will be realized.
<b>Fund Manager **</b>	<b>Ms. Ekta Gala</b> (since September 22, 2021) <b>Mr. Akshay Udeshi</b> (since March 12, 2025)	<b>Ms. Ekta Gala</b> (since December 08, 2021) <b>Mr. Akshay Udeshi</b> (since March 12, 2025)	<b>Ms. Ekta Gala</b> (since January 31, 2022) <b>Mr. Vishal Singh@</b> (since March 25, 2026)
<b>Allotment Date</b>	22 <sup>nd</sup> September 2021	8 <sup>th</sup> December 2021	31 <sup>st</sup> January 2022
<b>Benchmark Index</b>	S&P 500 Top 50 Index (TRI) (INR)	Hang Seng TECH (TRI) (INR)	Nifty India Manufacturing Index (TRI)
<b>Minimum Investment Amount</b>	₹5,000/- and in multiples of ₹1/- thereafter. Minimum Additional Application Amount: ₹1,000/- per application and in multiples of ₹1/- thereafter	₹5,000/- and in multiples of ₹1/- thereafter. Minimum Additional Application Amount: ₹1,000/- per application and in multiples of ₹1/- thereafter	₹5,000/- and in multiples of ₹1/- thereafter. Minimum Additional Application Amount: ₹1,000/- per application and in multiples of ₹1/- thereafter
<b>Systematic Investment Plan (SIP)</b>	Daily, Monthly and Quarterly: Minimum of ₹99/- (multiples of ₹1/- thereafter), minimum 5 in case of Daily / Monthly / Quarterly option.	Daily, Monthly and Quarterly: Minimum of ₹99/- (multiples of ₹1/- thereafter), minimum 5 in case of Daily / Monthly / Quarterly option.	Daily, Monthly and Quarterly: Minimum of ₹99/- (multiples of ₹1/- thereafter), minimum 5 in case of Daily / Monthly / Quarterly option.
<b>Load Structure</b>	Exit Load: If redeemed within 3 months from the date of allotment: 0.50% If redeemed after 3 months from the date of allotment: NIL	Exit Load: If redeemed within 3 months from the date of allotment: 0.50% If redeemed after 3 months from the date of allotment: NIL.	Exit Load: if redeemed or switched out within 15 days from the date of allotment: 0.05% if redeemed or switched out after 15 days from date of allotment: Nil.
<b>Plans Available</b>	Regular Plan and Direct Plan	Regular Plan and Direct Plan	Regular Plan and Direct Plan
<b>Options Available</b>	Growth Option	Growth Option	Growth Option and IDCW Option (Payout & Re-investment)
<b>Monthly Average AUM (₹ Cr.)</b>	853.167	83.001	120.565
<b>Monthly Base Expense Ratio (Including Statutory Levies) as on 31 May, 2026</b>	Regular Plan: 0.36% Direct Plan: 0.02%	Regular Plan: 0.40% Direct Plan: 0.03%	Regular Plan: 0.37% Direct Plan: 0.06%
<b>Product Labelling / Investment Objective</b>	<b>This product is suitable for investors who are seeking*</b> <ul style="list-style-type: none"> <li>To generate long term capital appreciation/income</li> <li>Investments predominantly in units of Mirae Asset S&amp;P 500 Top 50 ETF</li> </ul>	<b>This product is suitable for investors who are seeking*</b> <ul style="list-style-type: none"> <li>To generate long-term capital appreciation/income</li> <li>Investments predominantly in units of Mirae Asset Hang Seng TECH ETF</li> </ul>	The investment objective of the scheme is to provide long-term capital appreciation from a portfolio investing predominantly in units of Mirae Asset Nifty India Manufacturing ETF.  There is no assurance that the investment objective of the Scheme will be realized.
	<p><b>Scheme Riskometer</b></p> <p>The risk of the scheme is Very High</p>	<p><b>Scheme Riskometer</b></p> <p>The risk of the scheme is Very High</p>	<p><b>Scheme Riskometer</b></p> <p>The risk of the scheme is Very High</p>
	<p><b>Benchmark Riskometer</b></p> <p>The risk of the benchmark is Very High</p>	<p><b>Benchmark Riskometer</b></p> <p>The risk of the benchmark is Very High</p>	<p><b>Benchmark Riskometer</b></p> <p>The risk of the benchmark is Very High</p>

\*Investors should consult their financial advisers if they are not clear about the suitability of the product.

\*\* For experience of Fund Managers refer page no. 126  
Investors may note that they have to bear the cost of the underlying scheme in addition to the BER of the scheme for Fund of Fund Scheme.  
@ Pursuant to notice cum addendum no. 25/2026, Fund Manager of the scheme has been changed with effect from March 25, 2026.

Key Features	Mirae Asset Global X Artificial Intelligence & Technology ETF Fund of Fund	Mirae Asset Global Electric & Autonomous Vehicles Equity Passive FOF* Formerly Known as Mirae Asset Global Electric & Autonomous Vehicles ETFs Fund of Fund	Mirae Asset Nifty Smallcap 250 Momentum Quality 100 ETF Fund Of Fund
<b>Type of Scheme</b>	Fund of Fund - An open ended fund of fund scheme investing in units of Global X Artificial Intelligence & Technology ETF	Fund of Fund - An open-ended fund of fund scheme investing in overseas equity Exchange Traded Funds which are based on companies involved in development of Electric & Autonomous Vehicles and related technology, components and materials	Fund of Fund - An open ended fund of fund scheme investing in units of Mirae Asset Nifty Smallcap 250 Momentum Quality 100 ETF
<b>Investment Objective</b>	The investment objective of the scheme is to provide long-term capital appreciation from a portfolio investing in units of Global X Artificial Intelligence & Technology ETF. There is no assurance that the investment objective of the Scheme will be realized and the Scheme does not assure or guarantee any returns.	The investment objective of the scheme is to provide long-term capital appreciation from a portfolio investing in units of overseas equity ETFs which are based on companies involved in development of Electric & Autonomous Vehicles and related technology, components and materials. There is no assurance that the investment objective of the Scheme would be achieved.	The investment objective of the scheme is to provide long-term capital appreciation from a portfolio investing in units of Mirae Asset Nifty Smallcap 250 Momentum Quality 100 ETF. There is no assurance that the investment objective of the Scheme will be realized.
<b>Fund Manager **</b>	<b>Mr. Siddharth Srivastava</b> (since September 07, 2022)	<b>Mr. Siddharth Srivastava</b> (since September 07, 2022)	<b>Ms. Ekta Gala</b> (since March 01, 2024) <b>Mr. Akshay Udeshi</b> (since March 12, 2025)
<b>Allotment Date</b>	7 <sup>th</sup> September 2022	7 <sup>th</sup> September 2022	1 <sup>st</sup> March 2024
<b>Benchmark Index</b>	Indxx Artificial Intelligence & Big Data Index (TRI) (INR)	Solactive Autonomous & Electric Vehicles Index (TRI) (INR)	Nifty Smallcap 250 Momentum Quality 100 (TRI)
<b>Minimum Investment Amount</b>	₹5,000/- and in multiples of ₹1/- thereafter. Minimum Additional Application Amount: ₹1,000/- per application and in multiples of ₹1/- thereafter	₹5,000/- and in multiples of ₹1/- thereafter. Minimum Additional Application Amount: ₹1,000/- per application and in multiples of ₹1/- thereafter	₹5,000/- and in multiples of ₹1/- thereafter. Minimum Additional Application Amount: ₹1,000/- per application and in multiples of ₹1/- thereafter
<b>Systematic Investment Plan (SIP)</b>	Daily, Monthly and Quarterly: Minimum of ₹99/- (multiples of ₹1/- thereafter), minimum 5 in case of Daily / Monthly / Quarterly option.	Daily, Monthly and Quarterly: Minimum of ₹99/- (multiples of ₹1/- thereafter), minimum 5 in case of Daily / Monthly / Quarterly option.	Daily, Monthly and Quarterly: Minimum of ₹99/- (multiples of ₹1/- thereafter), minimum 5 in case of Daily / Monthly / Quarterly option.
<b>Load Structure</b>	Exit Load: If redeemed within 1 year (365 days) from the date of allotment: 1% If redeemed after 1 year (365 days) from the date of allotment: NIL.	Exit Load: If redeemed within 1 year (365 days) from the date of allotment: 1% If redeemed after 1 year (365 days) from the date of allotment: NIL.	Exit Load: if redeemed or switched out within 15 days from the date of allotment: 0.05% if redeemed or switched out after 15 days from date of allotment: Nil.
<b>Plans Available</b>	Regular Plan and Direct Plan	Regular Plan and Direct Plan	Regular Plan and Direct Plan
<b>Options Available</b>	Growth Option	Growth Option	Growth Option and IDCW Option (Payout & Re-investment)
<b>Monthly Average AUM (₹ Cr.)</b>	477.431	77.921	229.277
<b>Monthly Base Expense Ratio (Including Statutory Levies) as on 31 May, 2026</b>	Regular Plan: 0.22% Direct Plan: 0.12%	Regular Plan: 0.36% Direct Plan: 0.21%	Regular Plan: 0.50% Direct Plan: 0.08%
<b>Product Labelling / Investment Objective</b>	<b>This product is suitable for investors who are seeking*</b> <ul style="list-style-type: none"> <li>To generate long-term capital appreciation/income</li> <li>Investments in Global X Artificial Intelligence &amp; Technology ETF</li> </ul>	<b>This product is suitable for investors who are seeking*</b> <ul style="list-style-type: none"> <li>To generate long-term capital appreciation/income</li> <li>Investments in units of equity ETFs which are based on companies involved in development of Electric &amp; Autonomous Vehicles and related technology, components and materials</li> </ul>	<b>This product is suitable for investors who are seeking*</b> <ul style="list-style-type: none"> <li>Investments predominantly in units of Mirae Asset Nifty Smallcap 250 Momentum Quality 100 ETF</li> <li>To generate long-term capital appreciation/income</li> </ul>



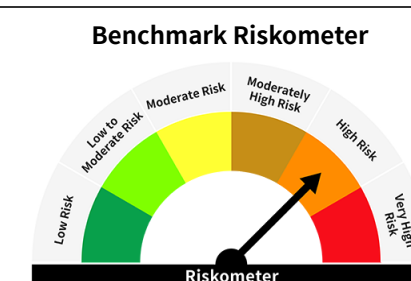
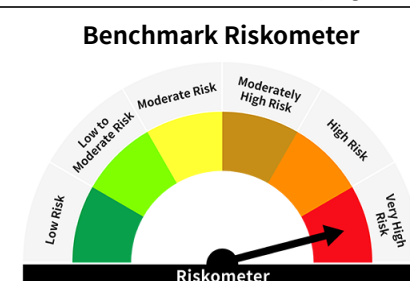
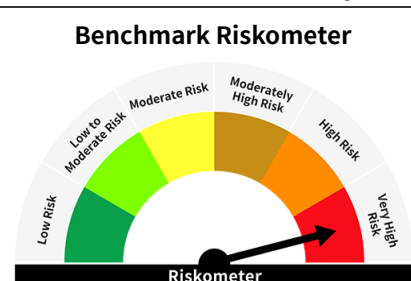
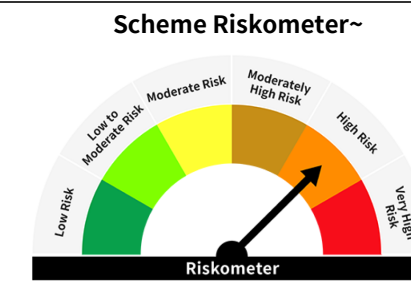
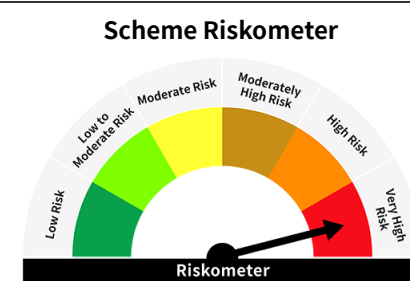
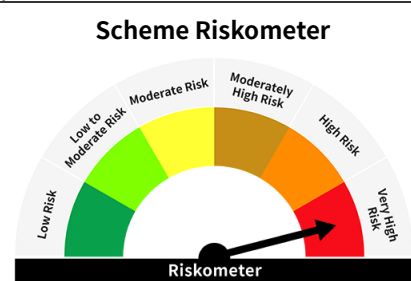
\*Investors should consult their financial advisers if they are not clear about the suitability of the product.

\*\* For experience of Fund Managers refer page no. 126

Investors may note that they have to bear the cost of the underlying scheme in addition to the BER of the scheme for Fund of Fund Scheme.

\* Pursuant to notice cum addendum no. 29/2025, the name of scheme of Mirae Asset Mutual Fund has been changed with effect from May 06, 2025.

Key Features	Mirae Asset Nifty MidSmallcap400 Momentum Quality 100 ETF Fund of Fund	Mirae Asset Nifty 200 Alpha 30 ETF Fund of Fund	Mirae Asset Gold ETF Fund of Fund
<b>Type of Scheme</b>	Fund of Fund - An open ended fund of fund scheme investing in units of Mirae Asset Nifty MidSmallcap400 Momentum Quality 100 ETF	Fund of Fund - An open-ended fund of fund scheme investing in units of Mirae Asset Nifty200 Alpha 30 ETF	Fund of Fund - An open ended fund of fund scheme investing in units of Mirae Asset Gold ETF
<b>Investment Objective</b>	The investment objective of the scheme is to provide long-term capital appreciation from a portfolio investing in units of Mirae Asset Nifty MidSmallcap400 Momentum Quality 100 ETF. There is no assurance that the investment objective of the Scheme will be achieved.	The investment objective of the scheme is to provide long-term capital appreciation from a portfolio investing in units of Mirae Asset Nifty200 Alpha 30 ETF. There is no assurance that the investment objective of the Scheme will be achieved.	The investment objective of the scheme is to provide long-term capital appreciation from a portfolio investing in units of Mirae Asset Gold ETF. The Scheme does not guarantee or assure any returns. There is no assurance that the investment objective of the scheme will be achieved.
<b>Fund Manager **</b>	<b>Ms. Ekta Gala</b> (since May 30, 2024) <b>Mr. Akshay Udeshi</b> (since March 12, 2025)	<b>Ms. Ekta Gala</b> (since July 26, 2024) <b>Mr. Akshay Udeshi</b> (since March 12, 2025)	<b>Mr. Ritesh Patel</b> (since October 25, 2024) <b>Mr. Akshay Udeshi</b> (Co-Fund Manager) (since October 25, 2024)
<b>Allotment Date</b>	30 <sup>th</sup> May 2024	26 <sup>th</sup> July 2024	25 <sup>th</sup> October 2024
<b>Benchmark Index</b>	Nifty MidSmallcap400 Momentum Quality 100 (TRI)	Nifty 200 Alpha 30 (TRI)	Domestic Price of physical gold
<b>Minimum Investment Amount</b>	₹5,000/- and in multiples of ₹1/- thereafter. Minimum Additional Application Amount: ₹1,000/- per application and in multiples of ₹1/- thereafter	₹5,000/- and in multiples of ₹1/- thereafter. Minimum Additional Application Amount: ₹1,000/- per application and in multiples of ₹1/- thereafter	₹5,000/- and in multiples of ₹1/- thereafter. Minimum Additional Application Amount: ₹1,000/- per application and in multiples of ₹1/- thereafter
<b>Systematic Investment Plan (SIP)</b>	Daily, Monthly and Quarterly: Minimum of ₹99/- (multiples of ₹1/- thereafter), minimum 5 in case of Daily / Monthly / Quarterly option.	Daily, Monthly and Quarterly: Minimum of ₹99/- (multiples of ₹1/- thereafter), minimum 5 in case of Daily / Monthly / Quarterly option.	Daily, Monthly and Quarterly: Minimum of ₹99/- (multiples of ₹1/- thereafter), minimum 5 in case of Daily / Monthly / Quarterly option.
<b>Load Structure</b>	Exit Load: if redeemed or switched out within 15 days from the date of allotment: 0.05% if redeemed or switched out after 15 days from date of allotment: Nil.	Exit Load: if redeemed or switched out within 15 days from the date of allotment: 0.05% if redeemed or switched out after 15 days from date of allotment: Nil.	Exit Load: If redeemed or switched out within 15 calendar days from the date of allotment: 0.05%. - If redeemed or switched out after 15 days from date of allotment: NIL.
<b>Plans Available</b>	Regular Plan and Direct Plan	Regular Plan and Direct Plan	Regular Plan and Direct Plan
<b>Options Available</b>	Growth Option and IDCW Option (Payout & Re-investment)	Growth Option and IDCW Option (Payout & Re-investment)	Growth Option and IDCW Option (Payout & Re-investment)
<b>Monthly Average AUM (₹ Cr.)</b>	271.719	192.410	535.264
<b>Monthly Base Expense Ratio (Including Statutory Levies) as on 31 May, 2026</b>	Regular Plan: 0.52% Direct Plan: 0.06%	Regular Plan: 0.52% Direct Plan: 0.05%	Regular Plan: 0.57% Direct Plan: 0.07%
<b>Product Labelling / Investment Objective</b>	<b>This product is suitable for investors who are seeking*</b> <ul style="list-style-type: none"> <li>Investments predominantly in units of Mirae Asset Nifty Midsmallcap400 Momentum Quality 100 ETF</li> <li>To generate long-term capital appreciation/income</li> </ul>	<b>This product is suitable for investors who are seeking*</b> <ul style="list-style-type: none"> <li>Investments predominantly in units of Mirae Asset Nifty200 Alpha 30 ETF</li> <li>To generate long-term capital appreciation/ income</li> </ul>	To generate returns that are in line with the performance of physical gold in domestic prices, subject to tracking error. The Scheme does not guarantee or assure any returns.  There is no assurance that the investment objective of the Scheme will be achieved.



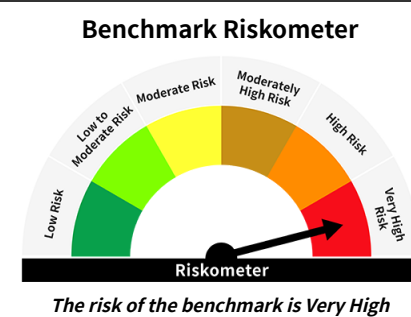
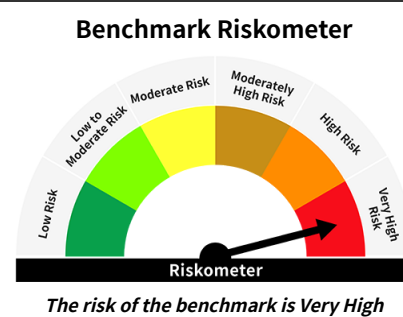
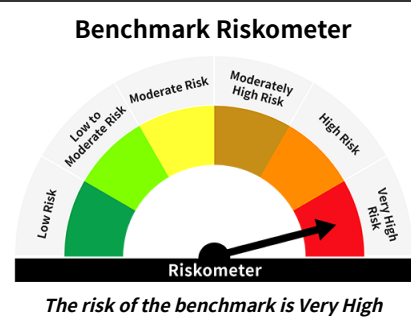
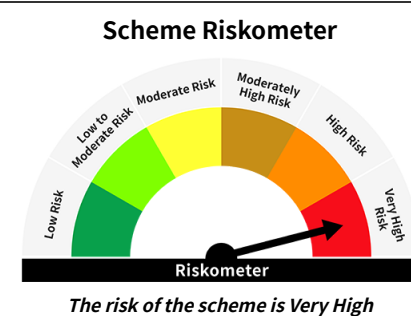
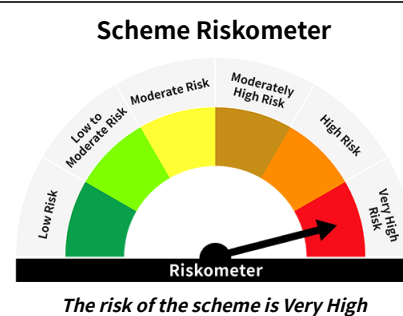
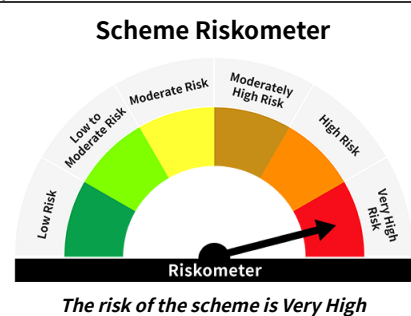
\*Investors should consult their financial advisers if they are not clear about the suitability of the product.

\*\* For experience of Fund Managers refer page no. 126

~As per notice cum addendum no. 48/2026 riskometer of the scheme has been changed.

Investors may note that they have to bear the cost of the underlying scheme in addition to the BER of the scheme for Fund of Fund Scheme.

Key Features	Mirae Asset Nifty India New Age Consumption ETF Fund of Fund	Mirae Asset BSE 200 Equal Weight ETF Fund of Fund	Mirae Asset BSE Select IPO ETF Fund of Fund
<b>Type of Scheme</b>	Fund of Fund - An open ended fund of fund scheme investing in units of Mirae Asset Nifty India New Age Consumption ETF	Fund of Fund - An open-ended fund of fund scheme investing in units of Mirae Asset BSE 200 Equal Weight ETF	Fund of Fund - An open-ended fund of fund scheme investing in units of Mirae Asset BSE Select IPO ETF
<b>Investment Objective</b>	The investment objective of the scheme is to provide long-term capital appreciation from a portfolio investing in units of Mirae Asset Nifty India New Age Consumption ETF. The Scheme does not guarantee or assure any returns. There is no assurance that the investment objective of the Scheme will be achieved.	The investment objective of the scheme is to provide long-term capital appreciation from a portfolio investing in units of Mirae Asset BSE 200 Equal Weight ETF. The Scheme does not guarantee or assure any returns. There is no assurance that the investment objective of the Scheme will be achieved.	The investment objective of the scheme is to provide long-term capital appreciation from a portfolio investing in units of Mirae Asset BSE Select IPO ETF. The Scheme does not guarantee or assure any returns. There is no assurance that the investment objective of the Scheme will be achieved.
<b>Fund Manager **</b>	<b>Ms. Ekta Gala</b> (since January 02, 2025) <b>Mr. Vishal Singh@</b> (since March 25, 2026)	<b>Ms. Ekta Gala</b> (since March 18, 2025) <b>Mr. Akshay Udeshi</b> (since March 18, 2025)	<b>Ms. Ekta Gala</b> (since March 18, 2025) <b>Mr. Vishal Singh@</b> (since March 25, 2026)
<b>Allotment Date</b>	2 <sup>nd</sup> January 2025	18 <sup>th</sup> March 2025	18 <sup>th</sup> March 2025
<b>Benchmark Index</b>	Nifty India New Age Consumption (TRI)	BSE 200 Equal Weight (TRI)	BSE Select IPO (TRI)
<b>Minimum Investment Amount</b>	₹5,000/- and in multiples of ₹1/- thereafter. Minimum Additional Application Amount: ₹1,000/- per application and in multiples of ₹1/- thereafter	₹5,000/- and in multiples of ₹1/- thereafter. Minimum Additional Application Amount: ₹1,000/- per application and in multiples of ₹1/- thereafter	₹5,000/- and in multiples of ₹1/- thereafter. Minimum Additional Application Amount: ₹1,000/- per application and in multiples of ₹1/- thereafter
<b>Systematic Investment Plan (SIP)</b>	Daily, Monthly and Quarterly: Minimum of ₹99/- (multiples of ₹1/- thereafter), minimum 5 in case of Daily / Monthly / Quarterly option.	Daily, Monthly and Quarterly: Minimum of ₹99/- (multiples of ₹1/- thereafter), minimum 5 in case of Daily / Monthly / Quarterly option.	Daily, Monthly and Quarterly: Minimum of ₹99/- (multiples of ₹1/- thereafter), minimum 5 in case of Daily / Monthly / Quarterly option.
<b>Load Structure</b>	Exit Load: if redeemed or switched out within 15 days from the date of allotment: 0.05%, if redeemed or switched out after 15 days from date of allotment: Nil	Exit Load: if redeemed or switched out within 15 days from the date of allotment: 0.05%, if redeemed or switched out after 15 days from date of allotment: Nil	Exit Load: if redeemed or switched out within 15 days from the date of allotment: 0.05%, if redeemed or switched out after 15 days from date of allotment: Nil
<b>Plans Available</b>	Regular Plan and Direct Plan	Regular Plan and Direct Plan	Regular Plan and Direct Plan
<b>Options Available</b>	Growth Option and IDCW Option (Payout & Re-investment)	Growth Option and IDCW Option (Payout & Re-investment)	Growth Option and IDCW Option (Payout & Re-investment)
<b>Monthly Average AUM (₹ Cr.)</b>	19.340	6.589	7.624
<b>Monthly Base Expense Ratio (Including Statutory Levies) as on 31 May, 2026</b>	Regular Plan: 0.47% Direct Plan: 0.09%	Regular Plan: 0.53% Direct Plan: 0.09%	Regular Plan: 0.53% Direct Plan: 0.09%
<b>Product Labelling / Investment Objective</b>	<b>This product is suitable for investors who are seeking*</b> <ul style="list-style-type: none"> <li>Investments predominantly in unity of Mirae Asset Nifty India New Age Consumption ETF</li> <li>To generate long-term capital appreciation/income</li> </ul>	<b>This product is suitable for investors who are seeking*</b> <ul style="list-style-type: none"> <li>Investments predominantly in units of Mirae Asset BSE 200 Equal Weight ETF</li> <li>To generate long-term capital appreciation/ income</li> </ul>	<b>This product is suitable for investors who are seeking*</b> <ul style="list-style-type: none"> <li>Investments predominantly in units of Mirae Asset BSE Select IPO ETF</li> <li>To generate long-term capital appreciation/income</li> </ul>



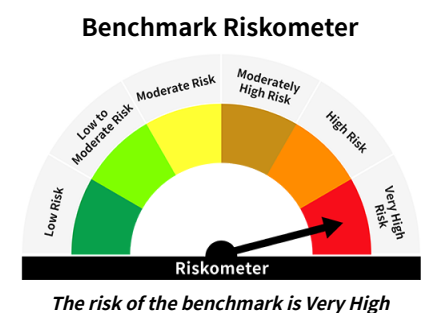
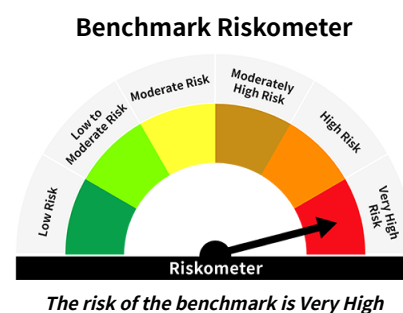
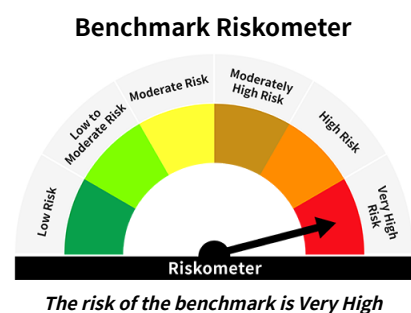
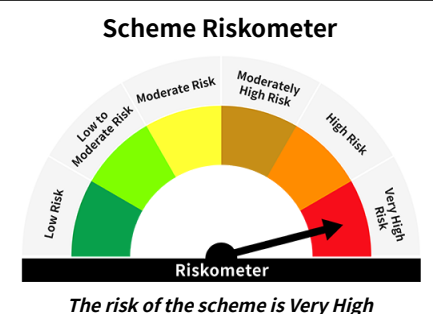
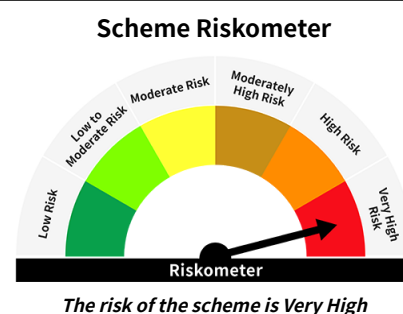
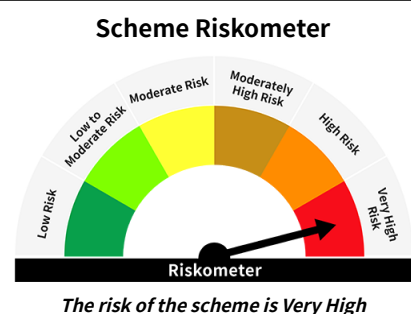
\*Investors should consult their financial advisers if they are not clear about the suitability of the product.

\*\* For experience of Fund Managers refer page no. 126

Investors may note that they have to bear the cost of the underlying scheme in addition to the BER of the scheme for Fund of Fund Scheme.

@ Pursuant to notice cum addendum no. 25/2026, Fund Manager of the scheme has been changed with effect from March 25, 2026.

Key Features	Mirae Asset Multi Factor Passive FOF	Mirae Asset Gold Silver Passive FoF	Mirae Asset BSE India Defence ETF FOF <sup>\$</sup>
<b>Type of Scheme</b>	Fund of Fund - An open-ended fund of fund scheme predominantly investing in units of factor based domestic equity ETFs	Fund of Fund - An open-ended fund of fund scheme predominantly investing in units of Mirae Asset Gold ETF and Mirae Asset Silver ETF	Fund of Fund - An open-ended fund of fund scheme investing in units of Mirae Asset BSE India Defence ETF
<b>Investment Objective</b>	The investment objective of the scheme is to provide long-term capital appreciation from a portfolio investing predominantly in units of factor based domestic equity ETFs which are based on single or multiple strategies like alpha, momentum, low volatility, value, growth, equal weighing, quality etc. There is no assurance that the investment objective of the Scheme will be realized.	The investment objective of the scheme is to provide long-term capital appreciation from a portfolio investing in units of Mirae Asset Gold ETF and Mirae Asset Silver ETF. There is no assurance that the investment objective of the Scheme will be realized.	The investment objective of the scheme is to provide long-term capital appreciation from a portfolio investing in units of Mirae Asset BSE India Defence ETF. The Scheme does not guarantee or assure any returns. There is no assurance that the investment objective of the Scheme will be achieved.
<b>Fund Manager **</b>	<b>Mr. Ritesh Patel</b> (since August 29, 2025)	<b>Mr. Ritesh Patel</b> (since August 29, 2025)	<b>Ms. Ekta Gala</b> (since February 23, 2026) <b>Mr. Vishal Singh<sup>@</sup></b> (since March 25, 2026)
<b>Allotment Date</b>	29 <sup>th</sup> August 2025	29 <sup>th</sup> August 2025	23 <sup>rd</sup> February 2026
<b>Benchmark Index</b>	Nifty 500 (TRI)	Domestic Price of Gold (50%) + Domestic Price of Silver (50%)	BSE India Defence (TRI)
<b>Minimum Investment Amount</b>	₹5,000/- and in multiples of ₹1/- thereafter. Minimum Additional Application Amount: ₹1,000/- per application and in multiples of ₹1/- thereafter	₹5,000/- and in multiples of ₹1/- thereafter. Minimum Additional Application Amount: ₹1,000/- per application and in multiples of ₹1/- thereafter	₹5,000/- and in multiples of ₹1/- thereafter. Minimum Additional Application Amount: ₹1,000/- per application and in multiples of ₹1/- thereafter
<b>Systematic Investment Plan (SIP)</b>	Daily, Monthly and Quarterly: Minimum of ₹99/- (multiples of ₹1/- thereafter), minimum 5 in case of Daily / Monthly / Quarterly option.	Daily, Monthly and Quarterly: Minimum of ₹99/- (multiples of ₹1/- thereafter), minimum 5 in case of Daily / Monthly / Quarterly option.	Daily, Monthly and Quarterly: Minimum of ₹99/- (multiples of ₹1/- thereafter), minimum 5 in case of Daily / Monthly / Quarterly option.
<b>Load Structure</b>	Exit Load: if redeemed or switched out within 15 days from the date of allotment: 0.05%, if redeemed or switched out after 15 days from date of allotment: Nil	Exit Load: if redeemed or switched out within 15 days from the date of allotment: 0.05%, if redeemed or switched out after 15 days from date of allotment: Nil	Exit Load: if redeemed or switched out within 15 days from the date of allotment: 0.05%, if redeemed or switched out after 15 days from date of allotment: Nil
<b>Plans Available</b>	Regular Plan and Direct Plan	Regular Plan and Direct Plan	Regular Plan and Direct Plan
<b>Options Available</b>	Growth Option and IDCW Option (Payout & Re-investment)	Growth Option and IDCW Option (Payout & Re-investment)	Growth Option and IDCW Option (Payout & Re-investment)
<b>Monthly Average AUM (₹ Cr.)</b>	24.212	1,390.714	55.310
<b>Monthly Base Expense Ratio (Including Statutory Levies) as on 31 May, 2026</b>	Regular Plan: 0.50% Direct Plan: 0.06%	Regular Plan: 0.57% Direct Plan: 0.08%	Regular Plan: 0.56% Direct Plan: 0.08%
<b>Product Labelling / Investment Objective</b>	<b>This product is suitable for investors who are seeking*</b> <ul style="list-style-type: none"> <li>Investments predominantly in units of factor based domestic equity exchange traded funds</li> <li>To generate long-term capital appreciation/income</li> </ul>	<b>This product is suitable for investors who are seeking*</b> <ul style="list-style-type: none"> <li>Investments predominantly in units of gold and silver exchange traded funds</li> <li>To generate long-term capital appreciation/income</li> </ul>	<b>This product is suitable for investors who are seeking*</b> <ul style="list-style-type: none"> <li>Investments predominantly in units of Mirae Asset BSE India Defence ETF</li> <li>To generate long-term capital appreciation/income</li> </ul>



\*Investors should consult their financial advisers if they are not clear about the suitability of the product.

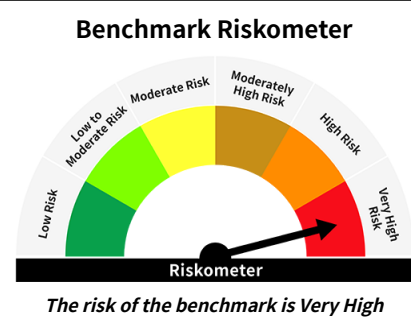
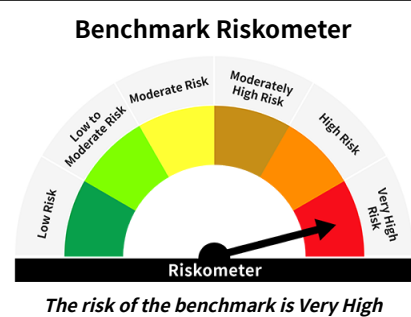
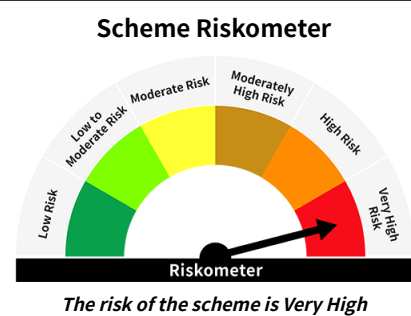
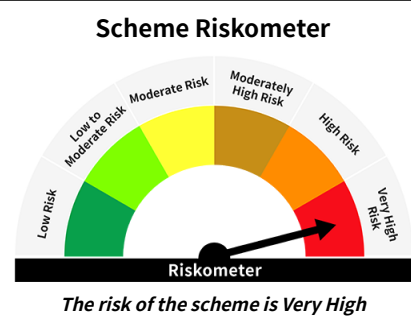
\*\* For experience of Fund Managers refer page no. 126

Investors may note that they have to bear the cost of the underlying scheme in addition to the BER of the scheme for Fund of Fund Scheme.

<sup>\$</sup> Pursuant to clause 14.2.2 of Chapter 14 in SEBI master circular dated March 20, 2026, the scheme is in existence for less than 6 months.

<sup>@</sup> Pursuant to notice cum addendum no. 25/2026, Fund Manager of the scheme has been changed with effect from March 25, 2026.

Key Features	Mirae Asset Nifty Metal ETF FOF <sup>§</sup>	Mirae Asset Silver ETF FOF <sup>§</sup>
<b>Type of Scheme</b>	Fund of Fund - An open-ended fund of fund scheme investing in units of Mirae Asset Nifty Metal ETF	Fund of Fund - An open-ended fund of fund scheme investing in units of Mirae Asset Silver ETF
<b>Investment Objective</b>	The investment objective of the scheme is to provide long-term capital appreciation from a portfolio investing in units of Mirae Asset Nifty Metal ETF. The Scheme does not guarantee or assure any returns. There is no assurance that the investment objective of the Scheme will be achieved.	The investment objective of the scheme is to provide long-term capital appreciation from a portfolio investing in units of Mirae Asset Silver ETF. There is no assurance that the investment objective of the scheme will be realized.
<b>Fund Manager **</b>	<b>Ms. Ekta Gala</b> (since February 26, 2026) <b>Mr. Akshay Udeshi</b> (since February 26, 2026)	<b>Mr. Ritesh Patel</b> (since March 24, 2026) <b>Mr. Akshay Udeshi</b> (Co- Fund Manager) (since March 24, 2026)
<b>Allotment Date</b>	26 <sup>th</sup> February 2026	24 <sup>th</sup> March 2026
<b>Benchmark Index</b>	Nifty Metal (TRI)	Domestic Price of Physical Silver
<b>Minimum Investment Amount</b>	₹5,000/- and in multiples of ₹1/- thereafter. Minimum Additional Application Amount: ₹1,000/- per application and in multiples of ₹1/- thereafter	₹5,000/- and in multiples of ₹1/- thereafter. Minimum Additional Application Amount: ₹1,000/- per application and in multiples of ₹1/- thereafter
<b>Systematic Investment Plan (SIP)</b>	Daily, Monthly and Quarterly: Minimum of ₹99/- (multiples of ₹1/- thereafter), minimum 5 in case of Daily / Monthly / Quarterly option.	Daily, Monthly and Quarterly: Minimum of ₹99/- (multiples of ₹1/- thereafter), minimum 5 in case of Daily / Monthly / Quarterly option.
<b>Load Structure</b>	Exit Load: if redeemed or switched out within 15 days from the date of allotment: 0.05%, if redeemed or switched out after 15 days from date of allotment: Nil	Exit Load: If redeemed or switched out within 15 calendar days from the date of allotment: 0.05%. If redeemed or switched out after 15 days from date of allotment: NIL.
<b>Plans Available</b>	Regular Plan and Direct Plan	Regular Plan and Direct Plan
<b>Options Available</b>	Growth Option and IDCW Option (Payout & Re-investment)	Growth Option and IDCW Option (Payout & Re-investment)
<b>Monthly Average AUM (₹ Cr.)</b>	76.943	17.023
<b>Monthly Base Expense Ratio (Including Statutory Levies) as on 31 May, 2026</b>	Regular Plan: 0.59% Direct Plan: 0.08%	Regular Plan: 0.59% Direct Plan: 0.08%
<b>Product Labelling / Investment Objective</b>	<b>This product is suitable for investors who are seeking*</b> <ul style="list-style-type: none"> <li>Investments predominantly in units of Mirae Asset Nifty Metal ETF</li> <li>To generate long-term capital appreciation/income</li> </ul>	The investment objective of the scheme is to provide long-term capital appreciation from a portfolio investing in units of Mirae Asset Silver ETF. There is no assurance that the investment objective of the scheme will be realized.



**\*Investors should consult their financial advisers if they are not clear about the suitability of the product.**

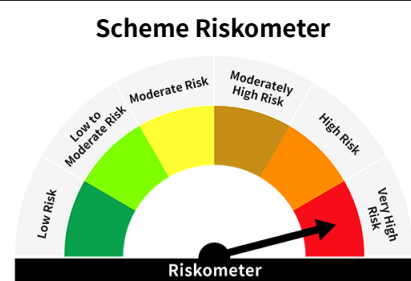
\*\* For experience of Fund Managers refer page no. 126

Investors may note that they have to bear the cost of the underlying scheme in addition to the BER of the scheme for Fund of Fund Scheme.

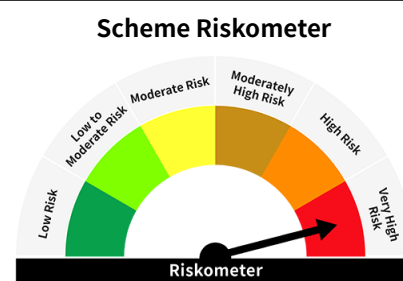
§ Pursuant to clause 14.2.2 of Chapter 14 in SEBI master circular dated March 20, 2026, the scheme is in existence for less than 6 months.

# FUND FACTS - INDEX FUND

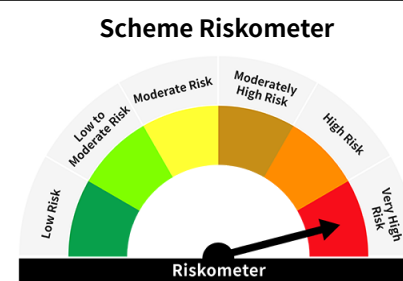
Key Features	Mirae Asset Nifty LargeMidcap 250 Index Fund	Mirae Asset Nifty 50 Index Fund	Mirae Asset Nifty Total Market Index Fund
<b>Type of Scheme</b>	An open-ended scheme replicating/tracking Nifty LargeMidcap 250 Total Return Index	An open-ended scheme replicating/tracking Nifty 50 Total Return Index	An open ended scheme replicating/tracking Nifty Total Market Total Return Index
<b>Investment Objective</b>	The investment objective of the scheme is to generate returns, before expenses, that are commensurate with the performance of Nifty LargeMidcap 250 Total Return Index, subject to tracking error. There is no assurance or guarantee that the investment objective of the scheme would be achieved.	The investment objective of the scheme is to generate returns, before expenses, that are commensurate with the performance of Nifty 50 Total Return Index, subject to tracking error. There is no assurance or guarantee that the investment objective of the scheme would be achieved.	The investment objective of the scheme is to generate returns, before expenses, that are commensurate with the performance of Nifty Total Market Total Return Index, subject to tracking error. There is no assurance or guarantee that the investment objective of the scheme would be achieved.
<b>Fund Manager **</b>	<b>Ms. Ekta Gala</b> (since October 24, 2024) <b>Mr. Ritesh Patel</b> (since March 12, 2025)	<b>Ms. Ekta Gala</b> (since October 24, 2024) <b>Mr. Ritesh Patel</b> (since March 12, 2025)	<b>Ms. Ekta Gala</b> (since October 28, 2024) <b>Mr. Ritesh Patel</b> (since March 12, 2025)
<b>Allotment Date</b>	24 <sup>th</sup> October 2024	24 <sup>th</sup> October 2024	28 <sup>th</sup> October 2024
<b>Benchmark Index</b>	Nifty LargeMidcap 250 (TRI)	Nifty 50 (TRI)	Nifty Total Market (TRI)
<b>Minimum Investment Amount</b>	₹5,000/- and in multiples of ₹1/- thereafter. Minimum Additional Application Amount: ₹1,000/- per application and in multiples of ₹1/- thereafter	₹5,000/- and in multiples of ₹1/- thereafter. Minimum Additional Application Amount: ₹1,000/- per application and in multiples of ₹1/- thereafter	₹5,000/- and in multiples of ₹1/- thereafter. Minimum Additional Application Amount: ₹1,000/- per application and in multiples of ₹1/- thereafter
<b>Systematic Investment Plan (SIP)</b>	Daily, Monthly and Quarterly: Minimum of ₹99/- (multiples of ₹1/- thereafter), minimum 5 in case of Daily / Monthly / Quarterly option.	Daily, Monthly and Quarterly: Minimum of ₹99/- (multiples of ₹1/- thereafter), minimum 5 in case of Daily / Monthly / Quarterly option.	Daily, Monthly and Quarterly: Minimum of ₹99/- (multiples of ₹1/- thereafter), minimum 5 in case of Daily / Monthly / Quarterly option.
<b>Load Structure</b>	Exit Load: NIL	Exit Load: NIL	Exit Load: NIL
<b>Plans Available</b>	Regular Plan and Direct Plan	Regular Plan and Direct Plan	Regular Plan and Direct Plan
<b>Options Available</b>	Growth Option and IDCW Option (Payout & Re-investment)	Growth Option and IDCW Option (Payout & Re-investment)	Growth Option and IDCW Option (Payout & Re-investment)
<b>Monthly Average AUM (₹ Cr.)</b>	37.1788	59.9672	50.4885
<b>Monthly Base Expense Ratio (Including Statutory Levies) as on 31 May, 2026</b>	Regular Plan: 0.78% Direct Plan: 0.26%	Regular Plan: 0.59% Direct Plan: 0.08%	Regular Plan: 0.80% Direct Plan: 0.24%
<b>Product Labelling / Investment Objective</b>	The investment objective of the scheme is to generate returns, before expenses, that are commensurate with the performance of Nifty LargeMidcap 250 Total Return Index, subject to tracking error.  There is no assurance or guarantee that the investment objective of the scheme would be achieved.	The investment objective of the scheme is to generate returns, before expenses, that are commensurate with the performance of Nifty 50 Total Return Index, subject to tracking error.  There is no assurance or guarantee that the investment objective of the scheme would be achieved.	<b>This product is suitable for investors who are seeking*</b> • Returns that commensurate with the performance of Nifty Total Market Total Return Index, subject to tracking error over long term • Investments in securities constituting by Nifty Total Market Total Return Index



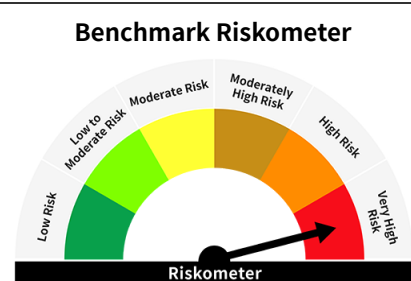
The risk of the scheme is Very High



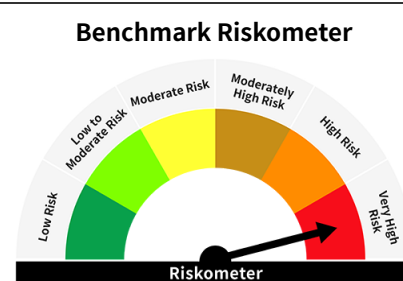
The risk of the scheme is Very High



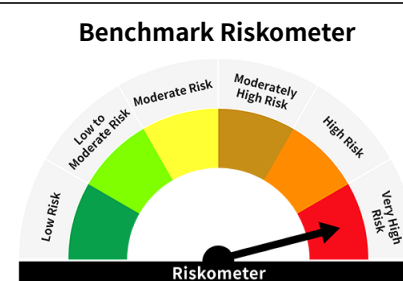
The risk of the scheme is Very High



The risk of the benchmark is Very High



The risk of the benchmark is Very High



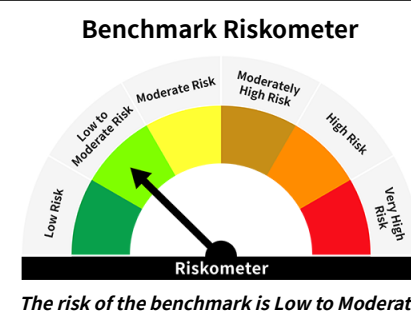
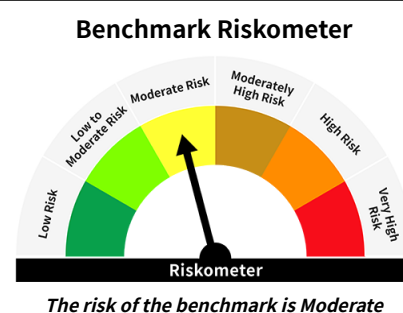
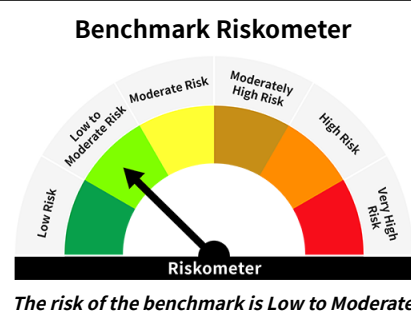
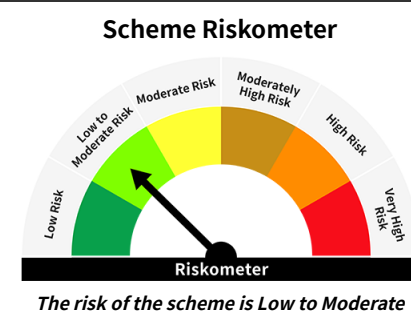
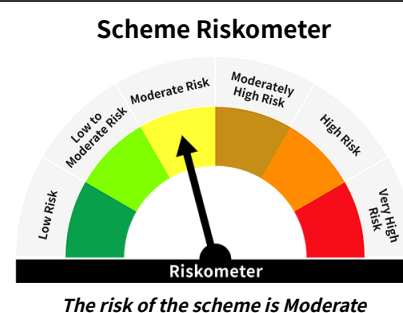
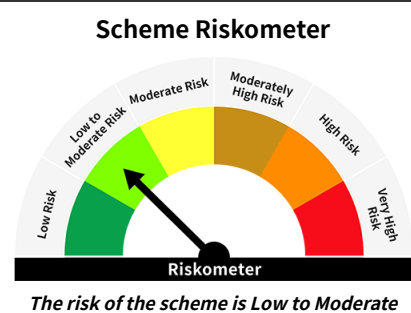
The risk of the benchmark is Very High

\*Investors should consult their financial advisers if they are not clear about the suitability of the product.

\*\* For experience of Fund Managers refer page no. 126

# FUND FACTS - INDEX FUND

Key Features	Mirae Asset Nifty SDL Jun 2027 Index Fund	Mirae Asset Crisil IBX Gilt Index - April 2033 Index Fund	Mirae Asset Nifty SDL June 2028 Index Fund
<b>Type of Scheme</b>	An open-ended target maturity Index Fund investing in the constituents of Nifty SDL Jun 2027 Index. A scheme with relatively high interest rate risk and relatively low credit risk	An open ended target maturity Index Fund investing in the constituents of CRISIL IBX Gilt Index - April 2033. A scheme with relatively high interest rate risk and relatively low credit risk	An open ended target maturity Index Fund investing in the constituents of Nifty SDL June 2028 Index. A scheme with relatively high interest rate risk and relatively low credit risk
<b>Investment Objective</b>	The investment objective of the scheme is to track the Nifty SDL Jun 2027 Index by investing in State Development Loans (SDL), maturing on or before June 15, 2027, subject to tracking errors. There is no assurance or guarantee that the investment objective of the scheme would be achieved.	The investment objective of the scheme is to track the CRISIL IBX Gilt Index - April 2033 by investing in dated Government Securities (G-Sec), maturing on or before April 29, 2033, subject to tracking errors. However, there is no assurance that the investment objective of the Scheme will be realized and the Scheme does not assure or guarantee any returns.	The investment objective of the scheme is to track the Nifty SDL June 2028 Index by investing in State Development Loans (SDL), maturing on or before June 30, 2028, subject to tracking errors. There is no assurance or guarantee that the investment objective of the scheme would be achieved.
<b>Fund Manager **</b>	Ms. Pranavi Kulkarni (since February 05, 2026)	Ms. Pranavi Kulkarni (since February 05, 2026)	Ms. Pranavi Kulkarni (since February 05, 2026)
<b>Allotment Date</b>	30 <sup>th</sup> March 2022	20 <sup>th</sup> October 2022	31 <sup>st</sup> March 2023
<b>Benchmark Index</b>	Nifty SDL Jun 2027 Index	CRISIL IBX Gilt Index - April 2033	Nifty SDL June 2028 Index
<b>Minimum Investment Amount</b>	₹5,000/- and in multiples of ₹1/- thereafter. Minimum Additional Application Amount: ₹1,000/- per application and in multiples of ₹1/- thereafter	₹5,000/- and in multiples of ₹1/- thereafter. Minimum Additional Application Amount: ₹1,000/- per application and in multiples of ₹1/- thereafter	₹5,000/- and in multiples of ₹1/- thereafter. Minimum Additional Application Amount: ₹1,000/- per application and in multiples of ₹1/- thereafter.
<b>Systematic Investment Plan (SIP)</b>	Daily, Monthly and Quarterly: ₹99/- (multiples of ₹1/- thereafter), minimum 5 in case of Daily / Monthly / Quarterly option.	Daily, Monthly and Quarterly: ₹99/- (multiples of ₹1/- thereafter), minimum 5 in case of Daily / Monthly / Quarterly option.	Daily, Monthly and Quarterly: ₹99/- (multiples of ₹1/- thereafter), minimum 5 in case of Daily / Monthly / Quarterly option.
<b>Load Structure</b>	Exit Load: NIL	Exit Load: NIL	Exit Load: NIL
<b>Plans Available</b>	Regular Plan and Direct Plan	Regular Plan and Direct Plan	Regular Plan and Direct Plan
<b>Options Available</b>	Growth Option and IDCW Option (Payout & Re-investment)	Growth Option and IDCW Option (Payout & Re-investment)	Growth Option and IDCW Option (Payout & Re-investment)
<b>Monthly Average AUM (₹ Cr.)</b>	473.0633	207.3818	74.7106
<b>Monthly Base Expense Ratio (Including Statutory Levies) as on 31 May, 2026</b>	Regular Plan: 0.33% Direct Plan: 0.19%	Regular Plan: 0.39% Direct Plan: 0.15%	Regular Plan: 0.48% Direct Plan: 0.13%
<b>Product Labelling / Investment Objective</b>	The investment objective of the scheme is to track the Nifty SDL Jun 2027 Index by investing in State Development Loans (SDL), maturing on or before June 15, 2027, subject to tracking errors.  There is no assurance or guarantee that the investment objective of the scheme would be achieved.	The investment objective of the scheme is to track the CRISIL IBX Gilt Index - April 2033 by investing in dated Government Securities (G-Sec), maturing on or before April 29, 2033, subject to tracking errors.  However, there is no assurance that the investment objective of the Scheme will be realized and the Scheme does not assure or guarantee any returns.	The investment objective of the scheme is to track the Nifty SDL June 2028 Index by investing in State Development Loans (SDL), maturing on or before June 30, 2028, subject to tracking errors.  There is no assurance or guarantee that the investment objective of the scheme would be achieved.



Potential Risk Class Matrix (PRC)			
Credit Risk - Interest Rate Risk	Relatively Low (Class A)	Moderate (Class B)	Relatively High (Class C)
Relatively Low (Class I)			
Moderate (Class II)			
Relatively High (Class III)	A-III		

Potential Risk Class Matrix (PRC)			
Credit Risk - Interest Rate Risk	Relatively Low (Class A)	Moderate (Class B)	Relatively High (Class C)
Relatively Low (Class I)			
Moderate (Class II)			
Relatively High (Class III)	A-III		

Potential Risk Class Matrix (PRC)			
Credit Risk - Interest Rate Risk	Relatively Low (Class A)	Moderate (Class B)	Relatively High (Class C)
Relatively Low (Class I)			
Moderate (Class II)			
Relatively High (Class III)	A-III		

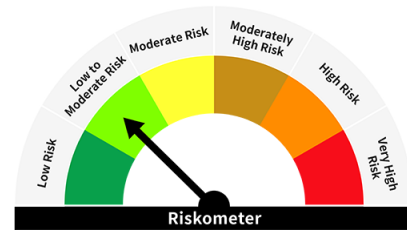
\*Investors should consult their financial advisers if they are not clear about the suitability of the product.

\*\* For experience of Fund Managers refer page no. 126

# FUND FACTS - INDEX FUND

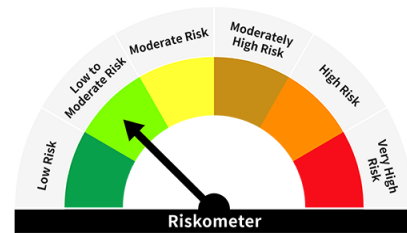
Key Features	Mirae Asset CRISIL-IBX Financial Services 9-12 Months Debt Index Fund
<b>Type of Scheme</b>	An open-ended constant maturity index fund tracking CRISIL-IBX Financial Services 9-12 Months Debt Index. A relatively low interest rate risk and relatively low credit risk.
<b>Investment Objective</b>	The investment objective of the scheme is to track the CRISIL-IBX Financial Services 9-12 Months Debt Index by investing in Commercial Papers (CPs), Certificates of Deposit (CDs) and Corporate Bond Securities, maturing in 9-12 months and seeks to generate returns that are commensurate (before fees and expenses) with the performance of the underlying Index, subject to tracking error. There is no assurance that the investment objective of the Scheme would be achieved.
<b>Fund Manager **</b>	<b>Ms. Pranavi Kulkarni</b> (since February 05, 2026)
<b>Allotment Date</b>	25 <sup>th</sup> June 2025
<b>Benchmark Index</b>	CRISIL-IBX Financial Services 9-12 Months Debt Index
<b>Minimum Investment Amount</b>	₹5,000/- and in multiples of ₹1/- thereafter. Minimum Additional Application Amount: ₹1,000/- per application and in multiples of ₹1/- thereafter
<b>Systematic Investment Plan (SIP)</b>	Daily, Monthly and Quarterly: Minimum of ₹99/- (multiples of ₹1/- thereafter), minimum 5 in case of Daily / Monthly / Quarterly option.
<b>Load Structure</b>	Exit Load: NIL
<b>Plans Available</b>	Regular Plan and Direct Plan
<b>Options Available</b>	Growth Option and IDCW Option (Payout & Re-investment)
<b>Monthly Average AUM (₹ Cr.)</b>	124.3123
<b>Monthly Base Expense Ratio (Including Statutory Levies) as on 31 May, 2026</b>	Regular Plan: 0.24% Direct Plan: 0.06%
<b>Product Labelling / Investment Objective</b>	<b>This product is suitable for investors who are seeking*</b> <ul style="list-style-type: none"> <li>Income through exposure over the shorter term maturity on the yield curve</li> <li>Investment in an open ended Constant Maturity Index Fund that seeks to track CRISIL-IBX Financial Services 9 - 12 Months Debt Index.</li> </ul>

### Scheme Riskometer



The risk of the scheme is Low to Moderate

### Benchmark Riskometer



The risk of the benchmark is Low to Moderate

### Potential Risk Class Matrix (PRC)

Credit Risk - Interest Rate Risk	Relatively Low (Class A)	Moderate (Class B)	Relatively High (Class C)
Relatively Low (Class I)	A-I		
Moderate (Class II)			
Relatively High (Class III)			

\*Investors should consult their financial advisers if they are not clear about the suitability of the product.

\*\* For experience of Fund Managers refer page no. 126

## Monthly Factsheet as on 31 May, 2026

Mirae Asset Liquid Fund - Fund Managers - Ms. Pranavi Kulkarni			
Period	Mirae Asset Liquid Fund	Scheme Benchmark*	Additional Benchmark**
Last 7 Days	6.60%	7.46%	1.78%
Last 15 Days	5.83%	6.56%	0.27%
Last 30 Days	5.52%	6.15%	1.49%
Last 1 Year	6.08%	6.16%	3.98%
Last 3 Years	6.85%	6.91%	6.34%
Last 5 Years	6.04%	6.13%	5.60%
Last 10 Years	6.02%	6.04%	5.99%
Last 15 Years	6.69%	7.05%	6.52%
Since Inception	6.29%	6.93%	6.06%
Value of Rs. 10000 invested Since Inception	₹28,900	₹32,059	₹27,803
NAV as on 31 <sup>st</sup> May, 2026	₹2,890.0429		
Index Value 31 <sup>st</sup> May, 2026	Index Value of Scheme Benchmark is ₹5,221.1200 and Crisil 1 Year T-bill is ₹8,066.2779		
Allotment Date	12 <sup>th</sup> January 2009		
Scheme Benchmark	*Nifty Liquid Index A-I		
Additional Benchmark	**Crisil 1 Year T-bill		

Mirae Asset Nifty 50 ETF - Fund Managers - Ms. Ekta Gala and Mr. Ritesh Patel			
Period	Mirae Asset Nifty 50 ETF	Scheme Benchmark*	Additional Benchmark**
Last 1 Year	-3.88%	-3.84%	-7.21%
Last 3 Years	9.48%	9.54%	7.32%
Last 5 Years	9.81%	9.88%	8.85%
Since Inception	12.28%	12.40%	11.69%
Value of Rs. 10000 invested Since Inception	₹23,915	₹24,097	₹22,986
NAV as on 29 <sup>th</sup> May, 2026	₹254.8396		
Index Value 29 <sup>th</sup> May, 2026	Index Value of Scheme Benchmark is ₹35,552.6400 and BSE Sensex (TRI) is ₹1,17,657.2429		
Allotment Date	20 <sup>th</sup> November 2018		
Scheme Benchmark	*Nifty 50 Index (TRI)		
Additional Benchmark	**BSE Sensex (TRI)		

Mirae Asset Overnight Fund - Fund Managers - Mr. Krishnpal Yadav			
Period	Mirae Asset Overnight Fund	Scheme Benchmark*	Additional Benchmark**
Last 7 Days	5.16%	5.29%	1.78%
Last 15 Days	5.12%	5.23%	0.27%
Last 30 Days	5.08%	5.18%	1.49%
Last 1 Year	5.29%	5.34%	3.98%
Last 3 Years	6.14%	6.23%	6.34%
Last 5 Years	5.52%	5.63%	5.60%
Since Inception	5.03%	5.12%	5.53%
Value of Rs. 10000 invested Since Inception	₹13,847	₹13,920	₹14,292
NAV as on 31 <sup>st</sup> May, 2026	₹1,384.7297		
Index Value 31 <sup>st</sup> May, 2026	Index Value of Scheme Benchmark is ₹2,563.9700 and Crisil 1 Year T-bill is ₹8,066.2779		
Allotment Date	15 <sup>th</sup> October 2019		
Scheme Benchmark	*Nifty 1D Rate Index		
Additional Benchmark	**Crisil 1 Year T-bill		

Mirae Asset Nifty Next 50 ETF - Fund Managers - Ms. Ekta Gala and Mr. Ritesh Patel			
Period	Mirae Asset Nifty Next 50 ETF	Scheme Benchmark*	Additional Benchmark**
Last 1 Year	7.45%	7.53%	-7.21%
Last 3 Years	19.93%	20.09%	7.32%
Last 5 Years	14.28%	14.48%	8.85%
Since Inception	15.60%	16.04%	10.98%
Value of Rs. 10000 invested Since Inception	₹25,100	₹25,712	₹19,369
NAV as on 29 <sup>th</sup> May, 2026	₹731.7640		
Index Value 29 <sup>th</sup> May, 2026	Index Value of Scheme Benchmark is ₹1,02,539.9300 and BSE Sensex (TRI) is ₹1,17,657.2429		
Allotment Date	24 <sup>th</sup> January 2020		
Scheme Benchmark	*Nifty Next 50 Index (TRI)		
Additional Benchmark	**BSE Sensex (TRI)		

## Monthly Factsheet as on 31 May, 2026

Mirae Asset Arbitrage Fund - Fund Managers - Mr. Jignesh Rao (Equity Portion), Mr. Jigar Sethia (Equity Portion) and Mr. Krishnpal Yadav			
Period	Mirae Asset Arbitrage Fund	Scheme Benchmark*	Additional Benchmark**
Last 1 Year	5.36%	6.63%	3.96%
Last 3 Years	6.61%	7.46%	6.34%
Last 5 Years	5.73%	6.32%	5.60%
Since Inception	5.37%	5.86%	5.30%
Value of Rs. 10000 invested Since Inception	₹13,644	₹14,030	₹13,591
NAV as on 29 <sup>th</sup> May, 2026	₹13.644		
Index Value 29 <sup>th</sup> May, 2026	Index Value of Scheme Benchmark is ₹2,670.780 and Crisil 1 yr T-Bill is ₹8,063.783		
Allotment Date	19 <sup>th</sup> June 2020		
Scheme Benchmark	*Nifty 50 Arbitrage Index		
Additional Benchmark	**Crisil 1 yr T-Bill		

Mirae Asset Diversified Equity Allocator Passive FOF <sup>E</sup> (Formerly Known as Mirae Asset Equity Allocator Fund of Fund) - Fund Managers - Mr. Siddharth Srivastava			
Period	Mirae Asset Diversified Equity Allocator Passive FOF	Scheme Benchmark*	Additional Benchmark**
Last 1 Year	0.11%	-0.01%	-7.21%
Last 3 Years	12.99%	13.12%	7.32%
Last 5 Years	11.87%	11.90%	8.85%
Since Inception	17.09%	17.34%	13.92%
Value of Rs. 10000 invested Since Inception	₹24,535	₹24,833	₹20,983
NAV as on 29 <sup>th</sup> May, 2026	₹24.535		
Index Value 29 <sup>th</sup> May, 2026	Index Value of Scheme Benchmark is ₹18,290.450 and BSE Sensex (TRI) is ₹1,17,657.243		
Allotment Date	21 <sup>st</sup> September 2020		
Scheme Benchmark	*Nifty 200 Index (TRI)		
Additional Benchmark	**BSE Sensex (TRI)		

Mirae Asset Nifty 100 ESG Sector Leaders ETF - Fund Managers - Ms. Ekta Gala and Mr. Vishal Singh <sup>#</sup>			
Period	Mirae Asset Nifty 100 ESG Sector Leaders ETF	Scheme Benchmark*	Additional Benchmark**
Last 1 Year	-3.97%	-3.49%	-7.21%
Last 3 Years	10.34%	11.02%	7.32%
Last 5 Years	8.74%	9.42%	8.85%
Since Inception	11.25%	11.98%	11.35%
Value of Rs. 10000 invested Since Inception	₹18,032	₹18,697	₹18,125
NAV as on 29 <sup>th</sup> May, 2026	₹40.2915		
Index Value 29 <sup>th</sup> May, 2026	Index Value of Scheme Benchmark is ₹4,607.1300 and BSE Sensex (TRI) is ₹1,17,657.2429		
Allotment Date	17 <sup>th</sup> November 2020		
Scheme Benchmark	*Nifty 100 ESG Sector Leaders Index (TRI)		
Additional Benchmark	**BSE Sensex (TRI)		

Mirae Asset Nifty 100 ESG Sector Leaders Fund of Fund - Fund Managers - Ms. Ekta Gala and Mr. Vishal Singh <sup>#</sup>			
Period	Mirae Asset Nifty 100 ESG Sector Leaders Fund of Fund	Scheme Benchmark*	Additional Benchmark**
Last 1 Year	-4.47%	-3.49%	-7.21%
Last 3 Years	9.82%	11.02%	7.32%
Last 5 Years	8.24%	9.42%	8.85%
Since Inception	10.68%	11.96%	11.25%
Value of Rs. 10000 invested Since Inception	₹17,521	₹18,675	₹18,031
NAV as on 29 <sup>th</sup> May, 2026	₹17.521		
Index Value 29 <sup>th</sup> May, 2026	Index Value of Scheme Benchmark is ₹4,607.130 and BSE Sensex (TRI) is ₹1,17,657.243		
Allotment Date	18 <sup>th</sup> November 2020		
Scheme Benchmark	*Nifty 100 ESG Sector Leaders Index (TRI)		
Additional Benchmark	**BSE Sensex (TRI)		

## Monthly Factsheet as on 31 May, 2026

Mirae Asset NYSE FANG + ETF - Fund Managers - Mr. Siddharth Srivastava			
Period	Mirae Asset NYSE FANG + ETF	Scheme Benchmark*	Additional Benchmark**
Last 1 Year	48.05%	49.10%	-7.21%
Last 3 Years	42.97%	44.07%	7.32%
Last 5 Years	28.95%	29.86%	9.09%
Since Inception	28.37%	29.15%	10.05%
Value of Rs. 10000 invested Since Inception	₹35,431	₹36,537	₹16,240
NAV as on 29 <sup>th</sup> May, 2026	₹172.1855		
Index Value 29 <sup>th</sup> May, 2026	Index Value of Scheme Benchmark is ₹24,364.6595 and BSE Sensex (TRI) is ₹1,17,657.2429		
Allotment Date	6 <sup>th</sup> May 2021		
Scheme Benchmark	*NYSE FANG + Index (TRI) (INR)		
Additional Benchmark	**BSE Sensex (TRI)		
Mirae Asset NYSE FANG + ETF Fund of Fund - Fund Managers - Ms. Ekta Gala and Mr. Akshay Udeshi			
Period	Mirae Asset NYSE FANG + ETF Fund of Fund	Scheme Benchmark*	Additional Benchmark**
Last 1 Year	45.49%	49.10%	-7.21%
Last 3 Years	49.33%	44.07%	7.32%
Last 5 Years	32.00%	29.86%	9.09%
Since Inception	32.49%	30.24%	9.82%
Value of Rs. 10000 invested Since Inception	₹41,454	₹38,020	₹16,059
NAV as on 29 <sup>th</sup> May, 2026	₹41.454		
Index Value 29 <sup>th</sup> May, 2026	Index Value of Scheme Benchmark is ₹24,364.660 and BSE Sensex (TRI) is ₹1,17,657.243		
Allotment Date	10 <sup>th</sup> May 2021		
Scheme Benchmark	*NYSE FANG + Index (TRI) (INR)		
Additional Benchmark	**BSE Sensex (TRI)		
Mirae Asset Nifty Financial Services ETF - Fund Managers - Ms. Ekta Gala and Mr. Ritesh Patel			
Period	Mirae Asset Nifty Financial Services ETF	Scheme Benchmark*	Additional Benchmark**
Last 1 Year	-3.54%	-3.37%	-7.21%
Last 3 Years	10.04%	10.18%	7.32%
Since Inception	10.11%	10.27%	8.79%
Value of Rs. 10000 invested Since Inception	₹15,930	₹16,042	₹15,027
NAV as on 29 <sup>th</sup> May, 2026	₹26.2358		
Index Value 29 <sup>th</sup> May, 2026	Index Value of Scheme Benchmark is ₹32,244.6800 and BSE Sensex (TRI) is ₹1,17,657.2429		
Allotment Date	30 <sup>th</sup> July 2021		
Scheme Benchmark	*Nifty Financial Services Total Return Index (TRI)		
Additional Benchmark	**BSE Sensex (TRI)		
Mirae Asset Money Market Fund - Fund Managers - Ms. Pranavi Kulkarni			
Period	Mirae Asset Money Market Fund	Scheme Benchmark*	Additional Benchmark**
Last 1 Year	5.52%	5.92%	3.96%
Last 3 Years	6.88%	7.02%	6.34%
Since Inception	6.03%	6.26%	5.65%
Value of Rs. 10000 invested Since Inception	₹13,244	₹13,386	₹13,020
NAV as on 29 <sup>th</sup> May, 2026	₹1,324.4317		
Index Value 29 <sup>th</sup> May, 2026	Index Value of Scheme Benchmark is ₹5,414.0400 and Crisil 1 Year T-bill is ₹8,063.7833		
Allotment Date	11 <sup>th</sup> August 2021		
Scheme Benchmark	*Nifty Money Market Index A-I		
Additional Benchmark	**Crisil 1 Year T-bill		

## Monthly Factsheet as on 31 May, 2026

Mirae Asset S&P 500 TOP 50 ETF - Fund Managers - Mr. Siddharth Srivastava			
Period	Mirae Asset S&P 500 TOP 50 ETF	Scheme Benchmark*	Additional Benchmark**
Last 1 Year	45.76%	47.02%	-7.21%
Last 3 Years	31.02%	32.30%	7.32%
Since Inception	21.68%	22.86%	6.61%
Value of Rs. 10000 invested Since Inception	₹25,104	₹26,263	₹13,502
NAV as on 29 <sup>th</sup> May, 2026	₹68.7785		
Index Value 29 <sup>th</sup> May, 2026	Index Value of Scheme Benchmark is ₹14,010.7000 and BSE Sensex (TRI) is ₹1,17,657.2429		
Allotment Date	20 <sup>th</sup> September 2021		
Scheme Benchmark	*S&P 500 Top 50 (TRI) (INR)		
Additional Benchmark	**BSE Sensex (TRI)		
Mirae Asset S&P 500 TOP 50 ETF Fund of Fund - Fund Managers - Ms. Ekta Gala and Mr. Akshay Udeshi			
Period	Mirae Asset S&P 500 TOP 50 ETF Fund of Fund	Scheme Benchmark*	Additional Benchmark**
Last 1 Year	49.96%	47.02%	-7.21%
Last 3 Years	37.96%	32.30%	7.32%
Since Inception	25.09%	22.60%	6.45%
Value of Rs. 10000 invested Since Inception	₹28,541	₹25,980	₹13,402
NAV as on 29 <sup>th</sup> May, 2026	₹28.541		
Index Value 29 <sup>th</sup> May, 2026	Index Value of Scheme Benchmark is ₹14,010.700 and BSE Sensex (TRI) is ₹1,17,657.243		
Allotment Date	22 <sup>nd</sup> September 2021		
Scheme Benchmark	*S&P 500 Top 50 Index (TRI) (INR)		
Additional Benchmark	**BSE Sensex (TRI)		
Mirae Asset Hang Seng TECH ETF - Fund Managers - Mr. Siddharth Srivastava			
Period	Mirae Asset Hang Seng TECH ETF	Scheme Benchmark*	Additional Benchmark**
Last 1 Year	5.25%	6.04%	-7.21%
Last 3 Years	15.92%	16.75%	7.32%
Since Inception	1.63%	2.35%	7.62%
Value of Rs. 10000 invested Since Inception	₹10,750	₹11,097	₹13,898
NAV as on 29 <sup>th</sup> May, 2026	₹19.8421		
Index Value 29 <sup>th</sup> May, 2026	Index Value of Scheme Benchmark is ₹6,858.9600 and BSE Sensex (TRI) is ₹1,17,657.2429		
Allotment Date	6 <sup>th</sup> December 2021		
Scheme Benchmark	*Hang Seng TECH Index (TRI) (INR)		
Additional Benchmark	**BSE Sensex (TRI)		
Mirae Asset Hang Seng TECH ETF Fund of Fund - Fund Managers - Ms. Ekta Gala and Akshay Udeshi			
Period	Mirae Asset Hang Seng TECH ETF Fund of Fund	Scheme Benchmark*	Additional Benchmark**
Last 1 Year	8.14%	6.04%	-7.21%
Last 3 Years	21.82%	16.75%	7.32%
Since Inception	4.80%	1.39%	6.84%
Value of Rs. 10000 invested Since Inception	₹12,332	₹10,639	₹13,447
NAV as on 29 <sup>th</sup> May, 2026	₹12.332		
Index Value 29 <sup>th</sup> May, 2026	Index Value of Scheme Benchmark is ₹6,858.960 and BSE Sensex (TRI) is ₹1,17,657.243		
Allotment Date	8 <sup>th</sup> December 2021		
Scheme Benchmark	*Hang Seng TECH (TRI) (INR)		
Additional Benchmark	**BSE Sensex (TRI)		

## Monthly Factsheet as on 31 May, 2026

Mirae Asset Nifty India Manufacturing ETF - Fund Managers - Ms. Ekta Gala and Mr. Vishal Singh <sup>#</sup>			
Period	Mirae Asset Nifty India Manufacturing ETF	Scheme Benchmark*	Additional Benchmark**
Last 1 Year	12.61%	13.18%	-7.21%
Last 3 Years	22.58%	23.21%	7.32%
Since Inception	18.33%	18.92%	7.64%
Value of Rs. 10000 invested Since Inception	₹20,750	₹21,201	₹13,762
NAV as on 29 <sup>th</sup> May, 2026	₹161.1776		
Index Value 29 <sup>th</sup> May, 2026	Index Value of Scheme Benchmark is ₹20,764.6600 and BSE Sensex (TRI) is ₹1,17,657.2429		
Allotment Date	27 <sup>th</sup> January 2022		
Scheme Benchmark	*Nifty India Manufacturing Index (TRI)		
Additional Benchmark	**BSE Sensex (TRI)		

Mirae Asset Nifty India Manufacturing ETF Fund of Fund - Fund Managers - Ms. Ekta Gala and Mr. Vishal Singh <sup>#</sup>			
Period	Mirae Asset Nifty India Manufacturing ETF Fund of Fund	Scheme Benchmark*	Additional Benchmark**
Last 1 Year	11.88%	13.18%	-7.21%
Last 3 Years	21.97%	23.21%	7.32%
Since Inception	17.20%	18.51%	7.34%
Value of Rs. 10000 invested Since Inception	₹19,866	₹20,851	₹13,587
NAV as on 29 <sup>th</sup> May, 2026	₹19.866		
Index Value 29 <sup>th</sup> May, 2026	Index Value of Scheme Benchmark is ₹20,764.660 and BSE Sensex (TRI) is ₹1,17,657.243		
Allotment Date	31 <sup>st</sup> January 2022		
Scheme Benchmark	*Nifty India Manufacturing Index (TRI)		
Additional Benchmark	**BSE Sensex (TRI)		

Mirae Asset Nifty Midcap 150 ETF - Fund Managers - Ms. Ekta Gala and Mr. Ritesh Patel			
Period	Mirae Asset Nifty Midcap 150 ETF	Scheme Benchmark*	Additional Benchmark**
Last 1 Year	7.45%	7.49%	-7.21%
Last 3 Years	22.03%	22.14%	7.32%
Since Inception	20.59%	20.78%	9.02%
Value of Rs. 10000 invested Since Inception	₹22,059	₹22,200	₹14,404
NAV as on 29 <sup>th</sup> May, 2026	₹23.0273		
Index Value 29 <sup>th</sup> May, 2026	Index Value of Scheme Benchmark is ₹28,766.8400 and BSE Sensex (TRI) is ₹1,17,657.2429		
Allotment Date	9 <sup>th</sup> March 2022		
Scheme Benchmark	*Nifty Midcap 150 Index (TRI)		
Additional Benchmark	**BSE Sensex (TRI)		

Mirae Asset Nifty SDL Jun 2027 Index Fund - Fund Managers - Ms. Pranavi Kulkarni			
Period	Mirae Asset Nifty SDL Jun 2027 Index Fund	Scheme Benchmark*	Additional Benchmark**
Last 1 Year	5.21%	5.54%	-0.03%
Last 3 Years	7.15%	7.50%	5.99%
Since Inception	6.34%	6.79%	5.88%
Value of Rs. 10000 invested Since Inception	₹12,918	₹13,148	₹12,687
NAV as on 29 <sup>th</sup> May, 2026	₹12.9183		
Index Value 29 <sup>th</sup> May, 2026	Index Value of Scheme Benchmark is ₹1,322.3900 and Crisil 10 yr Gilt index is ₹5,162.6971		
Allotment Date	30 <sup>th</sup> March 2022		
Scheme Benchmark	*Nifty SDL Jun 2027 Index		
Additional Benchmark	**Crisil 10 yr Gilt index		

## Monthly Factsheet as on 31 May, 2026

Mirae Asset Global X Artificial Intelligence & Technology ETF Fund of Fund - Fund Managers - Mr. Siddharth Srivastava			
Period	Mirae Asset Global X Artificial Intelligence & Technology ETF Fund of Fund	Scheme Benchmark*	Additional Benchmark**
Last 1 Year	85.77%	87.74%	-3.84%
Last 3 Years	43.48%	45.12%	9.54%
Since Inception	42.56%	44.21%	9.23%
Value of Rs. 10000 invested Since Inception	₹37,483	₹39,120	₹13,893
NAV as on 29 <sup>th</sup> May, 2026	₹37.483		
Index Value 29 <sup>th</sup> May, 2026	Index Value of Scheme Benchmark is ₹12,304.340 and Nifty 50 Index (TRI) is ₹35,552.640		
Allotment Date	7 <sup>th</sup> September 2022		
Scheme Benchmark	*Indxx Artificial Intelligence & Big Data Index (TRI) (INR)		
Additional Benchmark	**Nifty 50 Index (TRI)		

Mirae Asset Global Electric & Autonomous Vehicles Equity Passive FOF <sup>E</sup> (Formerly Known as Mirae Asset Global Electric & Autonomous Vehicles ETFs Fund of Fund) - Fund Managers - Mr. Siddharth Srivastava			
Period	Mirae Asset Global Electric & Autonomous Vehicles Equity Passive FOF	Scheme Benchmark*	Additional Benchmark**
Last 1 Year	108.66%	114.45%	-3.84%
Last 3 Years	25.76%	29.40%	9.54%
Since Inception	19.56%	24.97%	9.23%
Value of Rs. 10000 invested Since Inception	₹19,458	₹22,947	₹13,893
NAV as on 29 <sup>th</sup> May, 2026	₹19.458		
Index Value 29 <sup>th</sup> May, 2026	Index Value of Scheme Benchmark is ₹3,638.772 and Nifty 50 Index (TRI) is ₹35,552.640		
Allotment Date	7 <sup>th</sup> September 2022		
Scheme Benchmark	*Solactive Autonomous & Electric Vehicles Index (TRI) (INR)		
Additional Benchmark	**Nifty 50 Index (TRI)		

Mirae Asset Crisil IBX Gilt Index - April 2033 Index Fund - Fund Managers - Ms. Pranavi Kulkarni			
Period	Mirae Asset Crisil IBX Gilt Index - April 2033 Index Fund	Scheme Benchmark*	Additional Benchmark**
Last 1 Year	1.44%	1.97%	-0.03%
Last 3 Years	6.54%	7.04%	5.99%
Since Inception	7.53%	8.05%	7.19%
Value of Rs. 10000 invested Since Inception	₹12,997	₹13,224	₹12,846
NAV as on 29 <sup>th</sup> May, 2026	₹12.9966		
Index Value 29 <sup>th</sup> May, 2026	Index Value of Scheme Benchmark is ₹1,319.5711 and Crisil 10 yr Gilt index is ₹5,162.6971		
Allotment Date	20 <sup>th</sup> October 2022		
Scheme Benchmark	*CRISIL IBX Gilt Index - April 2033		
Additional Benchmark	**Crisil 10 yr Gilt index		

Mirae Asset Gold ETF - Fund Managers - Mr. Ritesh Patel and Mr. Akshay Udeshi (Co-fund manager)			
Period	Mirae Asset Gold ETF	Scheme Benchmark*	Additional Benchmark**
Last 1 Year	61.81%	64.07%	-3.84%
Last 3 Years	36.03%	37.43%	9.54%
Since Inception	35.02%	36.49%	10.08%
Value of Rs. 10000 invested Since Inception	₹26,700	₹27,669	₹13,689
NAV as on 29 <sup>th</sup> May, 2026	₹150.9340		
Index Value 29 <sup>th</sup> May, 2026	Index Value of Scheme Benchmark is ₹1,55,96,400.0000 and Nifty 50 (TRI) is ₹35,552.6400		
Allotment Date	20 <sup>th</sup> February 2023		
Scheme Benchmark	*Domestic Price of Physical Gold		
Additional Benchmark	**Nifty 50 (TRI)		

## Monthly Factsheet as on 31 May, 2026

Mirae Asset Nifty 100 Low Volatility 30 ETF - Fund Managers - Ms. Ekta Gala and Mr. Akshay Udeshi			
Period	Mirae Asset Nifty 100 Low Volatility 30 ETF	Scheme Benchmark*	Additional Benchmark**
Last 1 Year	0.08%	0.47%	-3.84%
Last 3 Years	12.69%	13.10%	9.54%
Since Inception	15.06%	15.50%	12.17%
Value of Rs. 10000 invested Since Inception	₹15,632	₹15,822	₹14,416
NAV as on 29 <sup>th</sup> May, 2026	₹199.9566		
Index Value 29 <sup>th</sup> May, 2026	Index Value of Scheme Benchmark is ₹27,353.6800 and Nifty 50 Index (TRI) is ₹35,552.6400		
Allotment Date	24 <sup>th</sup> March 2023		
Scheme Benchmark	*Nifty 100 Low Volatility 30 (TRI)		
Additional Benchmark	**Nifty 50 Index (TRI)		
Mirae Asset Nifty 8-13 yr G-Sec ETF - Fund Managers - Ms. Pranavi Kulkarni			
Period	Mirae Asset Nifty 8-13 yr G-Sec ETF	Scheme Benchmark*	Additional Benchmark**
Last 1 Year	1.73%	1.46%	-0.03%
Last 3 Years	6.70%	6.71%	5.99%
Since Inception	7.34%	7.39%	6.75%
Value of Rs. 10000 invested Since Inception	₹12,514	₹12,530	₹12,295
NAV as on 29 <sup>th</sup> May, 2026	₹29.7575		
Index Value 29 <sup>th</sup> May, 2026	Index Value of Scheme Benchmark is ₹2,980.1400 and Crisil 10 Yr gilt index is ₹5,162.6971		
Allotment Date	31 <sup>st</sup> March 2023		
Scheme Benchmark	*Nifty 8-13 yr G-Sec Index		
Additional Benchmark	**Crisil 10 Yr gilt index		
Mirae Asset Nifty SDL June 2028 Index Fund - Fund Managers - Ms. Pranavi Kulkarni			
Period	Mirae Asset Nifty SDL June 2028 Index Fund	Scheme Benchmark*	Additional Benchmark**
Last 1 Year	3.61%	3.86%	-0.03%
Last 3 Years	6.84%	7.31%	5.99%
Since Inception	7.08%	7.59%	6.75%
Value of Rs. 10000 invested Since Inception	₹12,418	₹12,606	₹12,295
NAV as on 29 <sup>th</sup> May, 2026	₹12.4182		
Index Value 29 <sup>th</sup> May, 2026	Index Value of Scheme Benchmark is ₹1,273.2200 and Crisil 10 Yr gilt index is ₹5,162.6971		
Allotment Date	31 <sup>st</sup> March 2023		
Scheme Benchmark	*Nifty SDL June 2028 Index		
Additional Benchmark	**Crisil 10 Yr gilt index		
Mirae Asset Silver ETF - Fund Managers - Mr. Ritesh Patel and Mr. Akshay Udeshi (Co-fund manager)			
Period	Mirae Asset Silver ETF	Scheme Benchmark*	Additional Benchmark**
Last 1 Year	164.53%	170.81%	-3.84%
Since Inception	51.40%	53.63%	9.53%
Value of Rs. 10000 invested Since Inception	₹34,310	₹35,835	₹13,106
NAV as on 29 <sup>th</sup> May, 2026	₹253.8841		
Index Value 29 <sup>th</sup> May, 2026	Index Value of Scheme Benchmark is ₹2,63,371.0000 and Nifty 50 (TRI) is ₹35,552.6400		
Allotment Date	9 <sup>th</sup> June 2023		
Scheme Benchmark	*Domestic Price of Physical Silver		
Additional Benchmark	**Nifty 50 (TRI)		

## Monthly Factsheet as on 31 May, 2026

Mirae Asset Nifty Bank ETF - Fund Managers - Ms. Ekta Gala and Mr. Ritesh Patel			
Period	Mirae Asset Nifty Bank ETF	Scheme Benchmark*	Additional Benchmark**
Last 1 Year	-2.06%	-1.94%	-3.84%
Since Inception	6.37%	6.55%	7.08%
Value of Rs. 10000 invested Since Inception	₹11,931	₹11,989	₹12,162
NAV as on 29 <sup>th</sup> May, 2026	₹551.0414		
Index Value 29 <sup>th</sup> May, 2026	Index Value of Scheme Benchmark is ₹75,764.0600 and Nifty 50 (TRI) is ₹35,552.6400		
Allotment Date	20 <sup>th</sup> July 2023		
Scheme Benchmark	*Nifty Bank Index (TRI)		
Additional Benchmark	**Nifty 50 (TRI)		

Mirae Asset Nifty 1D Rate Liquid ETF - IDCW** (Formerly Known as Mirae Asset Nifty 1D Rate Liquid ETF) - Fund Managers - Mr. Krishnpal Yadav			
Period	Mirae Asset Nifty 1D Rate Liquid ETF - IDCW	Scheme Benchmark*	Additional Benchmark**
Last 1 Year	4.39%	5.34%	3.98%
Since Inception	5.44%	6.21%	6.32%
Value of Rs. 10000 invested Since Inception	₹11,627	₹11,870	₹11,905
NAV as on 31 <sup>st</sup> May, 2026	₹1,000.0000		
Index Value 31 <sup>st</sup> May, 2026	Index Value of Scheme Benchmark is ₹2,563.9700 and Crisil 1 Year T-bill is ₹8,066.2779		
Allotment Date	27 <sup>th</sup> July 2023		
Scheme Benchmark	*Nifty 1D Rate Index		
Additional Benchmark	**Crisil 1 Year T-bill		

Mirae Asset BSE Sensex ETF* (Formerly Known as Mirae Asset S&P BSE Sensex ETF) - Fund Managers - Ms. Ekta Gala and Mr. Ritesh Patel			
Period	Mirae Asset BSE Sensex ETF	Scheme Benchmark*	Additional Benchmark**
Last 1 Year	-7.28%	-7.21%	-3.84%
Since Inception	5.95%	6.03%	8.21%
Value of Rs. 10000 invested Since Inception	₹11,665	₹11,691	₹12,341
NAV as on 29 <sup>th</sup> May, 2026	₹76.7899		
Index Value 29 <sup>th</sup> May, 2026	Index Value of Scheme Benchmark is ₹1,17,657.2429 and Nifty 50 (TRI) is ₹35,552.6400		
Allotment Date	29 <sup>th</sup> September 2023		
Scheme Benchmark	*BSE Sensex (TRI)		
Additional Benchmark	**Nifty 50 (TRI)		

Mirae Asset Nifty 200 Alpha 30 ETF - Fund Managers - Ms. Ekta Gala and Mr. Akshay Udeshi			
Period	Mirae Asset Nifty 200 Alpha 30 ETF	Scheme Benchmark*	Additional Benchmark**
Last 1 Year	6.47%	7.31%	-7.21%
Since Inception	17.41%	18.28%	6.43%
Value of Rs. 10000 invested Since Inception	₹15,198	₹15,494	₹11,764
NAV as on 29 <sup>th</sup> May, 2026	₹25.9723		
Index Value 29 <sup>th</sup> May, 2026	Index Value of Scheme Benchmark is ₹32,725.4100 and BSE Sensex (TRI) is ₹1,17,657.2429		
Allotment Date	20 <sup>th</sup> October 2023		
Scheme Benchmark	*Nifty 200 Alpha 30 (TRI)		
Additional Benchmark	**BSE Sensex (TRI)		

## Monthly Factsheet as on 31 May, 2026

Mirae Asset Nifty IT ETF - Fund Managers - Ms. Ekta Gala and Mr. Ritesh Patel			
Period	Mirae Asset Nifty IT ETF	Scheme Benchmark*	Additional Benchmark**
Last 1 Year	-20.30%	-20.25%	-7.21%
Since Inception	-0.89%	-0.76%	6.43%
Value of Rs. 10000 invested Since Inception	₹9,770	₹9,802	₹11,764
NAV as on 29 <sup>th</sup> May, 2026	₹30.7443		
Index Value 29 <sup>th</sup> May, 2026	Index Value of Scheme Benchmark is ₹41,862.2100 and BSE Sensex (TRI) is ₹1,17,657.2429		
Allotment Date	20 <sup>th</sup> October 2023		
Scheme Benchmark	*Nifty IT (TRI)		
Additional Benchmark	**BSE Sensex (TRI)		
Mirae Asset Multi Asset Allocation Fund - Fund Managers - Mr. Harshad Borawake, Mr. Siddharth Srivastava, Mr. Ritesh Patel and Mr. Basant Bafna			
Period	Mirae Asset Multi Asset Allocation Fund	Scheme Benchmark*	Additional Benchmark**
Last 1 Year	11.62%	8.55%	-7.21%
Since Inception	13.00%	11.54%	2.96%
Value of Rs. 10000 invested Since Inception	₹13,289	₹12,891	₹10,701
NAV as on 29 <sup>th</sup> May, 2026	₹13.289		
Index Value 29 <sup>th</sup> May, 2026	Index Value of Scheme Benchmark is ₹128.910 and BSE Sensex (TRI) is ₹1,17,657.243		
Allotment Date	31 <sup>st</sup> January 2024		
Scheme Benchmark	*65% Nifty 500 (TRI) + 25% Nifty Short Duration Debt Index + 7.5% Domestic Price of Gold + 2.5% Domestic Price of Silver		
Additional Benchmark	**BSE Sensex (TRI)		
Mirae Asset Nifty Smallcap 250 Momentum Quality 100 ETF - Fund Managers - Ms. Ekta Gala and Mr. Akshay Udeshi			
Period	Mirae Asset Nifty Smallcap 250 Momentum Quality 100 ETF	Scheme Benchmark*	Additional Benchmark**
Last 1 Year	-1.73%	-1.15%	-3.84%
Since Inception	0.07%	0.83%	3.77%
Value of Rs. 10000 invested Since Inception	₹10,017	₹10,188	₹10,873
NAV as on 29 <sup>th</sup> May, 2026	₹44.9676		
Index Value 29 <sup>th</sup> May, 2026	Index Value of Scheme Benchmark is ₹60,301.0000 and Nifty 50 (TRI) is ₹35,552.6400		
Allotment Date	23 <sup>rd</sup> February 2024		
Scheme Benchmark	*Nifty Smallcap 250 Momentum Quality 100 (TRI)		
Additional Benchmark	**Nifty 50 (TRI)		
Mirae Asset Nifty Smallcap 250 Momentum Quality 100 ETF Fund Of Fund - Fund Managers - Ms. Ekta Gala and Mr. Akshay Udeshi			
Period	Mirae Asset Nifty Smallcap 250 Momentum Quality 100 ETF Fund Of Fund	Scheme Benchmark*	Additional Benchmark**
Last 1 Year	-2.62%	-1.15%	-3.84%
Since Inception	-0.55%	1.00%	3.54%
Value of Rs. 10000 invested Since Inception	₹9,876	₹10,226	₹10,811
NAV as on 29 <sup>th</sup> May, 2026	₹9.876		
Index Value 29 <sup>th</sup> May, 2026	Index Value of Scheme Benchmark is ₹60,301.000 and Nifty 50 (TRI) is ₹35,552.640		
Allotment Date	1 <sup>st</sup> March 2024		
Scheme Benchmark	*Nifty Smallcap 250 Momentum Quality 100 (TRI)		
Additional Benchmark	**Nifty 50 (TRI)		

Monthly Factsheet as on 31 May, 2026

<b>Mirae Asset Nifty MidSmallcap400 Momentum Quality 100 ETF - Fund Managers - Ms. Ekta Gala and Mr. Akshay Udeshi</b>			
Period	Mirae Asset Nifty MidSmallcap400 Momentum Quality 100 ETF	Scheme Benchmark*	Additional Benchmark**
Last 1 Year	2.87%	3.47%	-3.84%
Since Inception	2.18%	2.78%	3.22%
Value of Rs. 10000 invested Since Inception	₹10,445	₹10,570	₹10,661
NAV as on 29 <sup>th</sup> May, 2026	₹50.9525		
Index Value 29 <sup>th</sup> May, 2026	Index Value of Scheme Benchmark is ₹66,042.3900 and Nifty 50 (TRI) is ₹35,552.6400		
Allotment Date	22 <sup>nd</sup> May 2024		
Scheme Benchmark	*Nifty MidSmallcap400 Momentum Quality 100 (TRI)		
Additional Benchmark	**Nifty 50 (TRI)		
<b>Mirae Asset Nifty MidSmallcap400 Momentum Quality 100 ETF Fund of Fund - Fund Managers - Ms. Ekta Gala and Mr. Akshay Udeshi</b>			
Period	Mirae Asset Nifty MidSmallcap400 Momentum Quality 100 ETF Fund of Fund	Scheme Benchmark*	Additional Benchmark**
Last 1 Year	1.96%	3.47%	-3.84%
Since Inception	0.83%	3.06%	3.50%
Value of Rs. 10000 invested Since Inception	₹10,166	₹10,621	₹10,712
NAV as on 29 <sup>th</sup> May, 2026	₹10.166		
Index Value 29 <sup>th</sup> May, 2026	Index Value of Scheme Benchmark is ₹66,042.390 and Nifty 50 (TRI) is ₹35,552.640		
Allotment Date	30 <sup>th</sup> May 2024		
Scheme Benchmark	*Nifty MidSmallcap400 Momentum Quality 100 (TRI)		
Additional Benchmark	**Nifty 50 (TRI)		
<b>Mirae Asset Nifty EV and New Age Automotive ETF - Fund Managers - Ms. Ekta Gala and Mr. Vishal Singh<sup>#</sup></b>			
Period	Mirae Asset Nifty EV and New Age Automotive ETF	Scheme Benchmark*	Additional Benchmark**
Last 1 Year	5.64%	6.10%	-3.84%
Since Inception	-3.93%	-3.49%	-0.68%
Value of Rs. 10000 invested Since Inception	₹9,272	₹9,353	₹9,872
NAV as on 29 <sup>th</sup> May, 2026	₹30.7467		
Index Value 29 <sup>th</sup> May, 2026	Index Value of Scheme Benchmark is ₹3,297.0300 and Nifty 50 (TRI) is ₹35,552.6400		
Allotment Date	10 <sup>th</sup> July 2024		
Scheme Benchmark	*Nifty EV and New Age Automotive (TRI)		
Additional Benchmark	**Nifty 50 (TRI)		
<b>Mirae Asset Nifty 200 Alpha 30 ETF Fund of Fund - Fund Managers - Ms. Ekta Gala and Mr. Akshay Udeshi</b>			
Period	Mirae Asset Nifty 200 Alpha 30 ETF Fund of Fund	Scheme Benchmark*	Additional Benchmark**
Last 1 Year	5.60%	7.31%	-3.84%
Since Inception	-5.51%	-4.00%	-1.83%
Value of Rs. 10000 invested Since Inception	₹9,010	₹9,275	₹9,665
NAV as on 29 <sup>th</sup> May, 2026	₹9.010		
Index Value 29 <sup>th</sup> May, 2026	Index Value of Scheme Benchmark is ₹32,725.410 and Nifty 50 (TRI) is ₹35,552.640		
Allotment Date	26 <sup>th</sup> July 2024		
Scheme Benchmark	*Nifty 200 Alpha 30 (TRI)		
Additional Benchmark	**Nifty 50 (TRI)		

## Monthly Factsheet as on 31 May, 2026

Mirae Asset Nifty500 Multicap 50:25:25 ETF - Fund Managers - Ms. Ekta Gala and Mr. Ritesh Patel			
Period	Mirae Asset Nifty500 Multicap 50:25:25 ETF	Scheme Benchmark*	Additional Benchmark**
Last 1 Year	1.24%	1.43%	-3.84%
Since Inception	-1.71%	-1.46%	-2.95%
Value of Rs. 10000 invested Since Inception	₹9,704	₹9,747	₹9,490
NAV as on 29 <sup>th</sup> May, 2026	₹16.1057		
Index Value 29 <sup>th</sup> May, 2026	Index Value of Scheme Benchmark is ₹20,909.1400 and Nifty 50 (TRI) is ₹35,552.6400		
Allotment Date	30 <sup>th</sup> August 2024		
Scheme Benchmark	*Nifty500 Multicap 50:25:25 (TRI)		
Additional Benchmark	**Nifty 50 (TRI)		
Mirae Asset Nifty PSU Bank ETF - Fund Managers - Ms. Ekta Gala and Mr. Akshay Udeshi			
Period	Mirae Asset Nifty PSU Bank ETF	Scheme Benchmark*	Additional Benchmark**
Last 1 Year	17.46%	17.72%	-3.84%
Since Inception	12.60%	12.87%	-4.38%
Value of Rs. 10000 invested Since Inception	₹12,173	₹12,222	₹9,284
NAV as on 29 <sup>th</sup> May, 2026	₹82.3180		
Index Value 29 <sup>th</sup> May, 2026	Index Value of Scheme Benchmark is ₹11,188.6500 and Nifty 50 (TRI) is ₹35,552.6400		
Allotment Date	1 <sup>st</sup> October 2024		
Scheme Benchmark	*Nifty PSU Bank (TRI)		
Additional Benchmark	**Nifty 50 (TRI)		
Mirae Asset Nifty Metal ETF - Fund Managers - Ms. Ekta Gala and Mr. Akshay Udeshi			
Period	Mirae Asset Nifty Metal ETF	Scheme Benchmark*	Additional Benchmark**
Last 1 Year	47.07%	47.62%	-3.84%
Since Inception	18.95%	19.40%	-3.15%
Value of Rs. 10000 invested Since Inception	₹13,321	₹13,404	₹9,485
NAV as on 29 <sup>th</sup> May, 2026	₹13.5273		
Index Value 29 <sup>th</sup> May, 2026	Index Value of Scheme Benchmark is ₹20,389.1100 and Nifty 50 (TRI) is ₹35,552.6400		
Allotment Date	3 <sup>rd</sup> October 2024		
Scheme Benchmark	*Nifty Metal (TRI)		
Additional Benchmark	**Nifty 50 (TRI)		
Mirae Asset Nifty LargeMidcap 250 Index Fund - Fund Managers - Ms. Ekta Gala and Mr. Ritesh Patel			
Period	Mirae Asset Nifty LargeMidcap 250 Index Fund	Scheme Benchmark*	Additional Benchmark**
Last 1 Year	1.75%	2.78%	-3.84%
Since Inception	1.42%	2.46%	-1.17%
Value of Rs. 10000 invested Since Inception	₹10,227	₹10,395	₹9,814
NAV as on 29 <sup>th</sup> May, 2026	₹10.2268		
Index Value 29 <sup>th</sup> May, 2026	Index Value of Scheme Benchmark is ₹21,209.8000 and Nifty 50 (TRI) is ₹35,552.6400		
Allotment Date	24 <sup>th</sup> October 2024		
Scheme Benchmark	*Nifty LargeMidcap 250 (TRI)		
Additional Benchmark	**Nifty 50 (TRI)		

## Monthly Factsheet as on 31 May, 2026

Mirae Asset Nifty 50 Index Fund - Fund Managers - Ms. Ekta Gala and Mr. Ritesh Patel			
Period	Mirae Asset Nifty 50 Index Fund	Scheme Benchmark*	Additional Benchmark**
Last 1 Year	-4.61%	-3.84%	-7.21%
Since Inception	-2.03%	-1.17%	-3.22%
Value of Rs. 10000 invested Since Inception	₹9,678	₹9,814	₹9,491
NAV as on 29 <sup>th</sup> May, 2026	₹9.6783		
Index Value 29 <sup>th</sup> May, 2026	Index Value of Scheme Benchmark is ₹35,552.6400 and BSE Sensex (TRI) is ₹1,17,657.2429		
Allotment Date	24 <sup>th</sup> October 2024		
Scheme Benchmark	*Nifty 50 (TRI)		
Additional Benchmark	**BSE Sensex (TRI)		
Mirae Asset Gold ETF Fund of Fund - Fund Managers - Ms. Ritesh Patel and Mr. Akshay Udeshi			
Period	Mirae Asset Gold ETF Fund of Fund	Scheme Benchmark*	Additional Benchmark**
Last 1 Year	60.27%	64.07%	-3.84%
Since Inception	51.79%	55.01%	-0.61%
Value of Rs. 10000 invested Since Inception	₹19,431	₹20,091	₹9,902
NAV as on 29 <sup>th</sup> May, 2026	₹19.431		
Index Value 29 <sup>th</sup> May, 2026	Index Value of Scheme Benchmark is ₹1,55,96,400.000 and Nifty 50 (TRI) is ₹35,552.640		
Allotment Date	25 <sup>th</sup> October 2024		
Scheme Benchmark	*Domestic Price of physical gold		
Additional Benchmark	**Nifty 50 (TRI)		
Mirae Asset Nifty Total Market Index Fund - Fund Managers - Ms. Ekta Gala and Mr. Ritesh Patel			
Period	Mirae Asset Nifty Total Market Index Fund	Scheme Benchmark*	Additional Benchmark**
Last 1 Year	-0.64%	0.33%	-3.84%
Since Inception	-0.03%	0.89%	-1.03%
Value of Rs. 10000 invested Since Inception	₹9,995	₹10,141	₹9,838
NAV as on 29 <sup>th</sup> May, 2026	₹9.9949		
Index Value 29 <sup>th</sup> May, 2026	Index Value of Scheme Benchmark is ₹16,789.3000 and Nifty 50 (TRI) is ₹35,552.6400		
Allotment Date	28 <sup>th</sup> October 2024		
Scheme Benchmark	*Nifty Total Market (TRI)		
Additional Benchmark	**Nifty 50 (TRI)		
Mirae Asset Nifty 1D Rate Liquid ETF - Growth - Fund Managers - Mr. Krishnpal Yadav			
Period	Mirae Asset Nifty 1D Rate Liquid ETF - Growth	Scheme Benchmark*	Additional Benchmark**
Last 1 Year	5.12%	5.34%	-0.03%
Since Inception	5.53%	5.73%	4.69%
Value of Rs. 10000 invested Since Inception	₹10,877	₹10,909	₹10,742
NAV as on 31 <sup>st</sup> May, 2026	₹1,087.7045		
Index Value 31 <sup>st</sup> May, 2026	Index Value of Scheme Benchmark is ₹2,563.9700 and CRISIL 10 Year Gilt Index is ₹5,163.6810		
Allotment Date	7 <sup>th</sup> November 2024		
Scheme Benchmark	*Nifty 1D Rate Index		
Additional Benchmark	**CRISIL 10 Year Gilt Index		

## Monthly Factsheet as on 31 May, 2026

Mirae Asset Nifty India New Age Consumption ETF - Fund Managers - Ms. Ekta Gala and Mr. Vishal Singh <sup>#</sup>			
Period	Mirae Asset Nifty India New Age Consumption ETF	Scheme Benchmark*	Additional Benchmark**
Last 1 Year	-3.09%	-2.75%	-7.21%
Since Inception	-5.03%	-4.69%	-2.34%
Value of Rs. 10000 invested Since Inception	₹9,293	₹9,340	₹9,669
NAV as on 29 <sup>th</sup> May, 2026	₹10.9406		
Index Value 29 <sup>th</sup> May, 2026	Index Value of Scheme Benchmark is ₹13,117.8900 and BSE Sensex (TRI) is ₹1,17,657.2429		
Allotment Date	26 <sup>th</sup> December 2024		
Scheme Benchmark	*Nifty India New Age Consumption (TRI)		
Additional Benchmark	**BSE Sensex (TRI)		
Mirae Asset Nifty India New Age Consumption ETF Fund of Fund - Fund Managers - Ms. Ekta Gala and Mr. Vishal Singh <sup>#</sup>			
Period	Mirae Asset Nifty India New Age Consumption ETF Fund of Fund	Scheme Benchmark*	Additional Benchmark**
Last 1 Year	-3.73%	-2.75%	-3.84%
Since Inception	-7.43%	-6.61%	-0.82%
Value of Rs. 10000 invested Since Inception	₹8,974	₹9,086	₹9,886
NAV as on 29 <sup>th</sup> May, 2026	₹8.974		
Index Value 29 <sup>th</sup> May, 2026	Index Value of Scheme Benchmark is ₹13,117.890 and Nifty 50 (TRI) is ₹35,552.640		
Allotment Date	2 <sup>nd</sup> January 2025		
Scheme Benchmark	*Nifty India New Age Consumption (TRI)		
Additional Benchmark	**Nifty 50 (TRI)		
Mirae Asset BSE 200 Equal Weight ETF - Fund Managers - Ms. Ekta Gala and Mr. Akshay Udeshi			
Period	Mirae Asset BSE 200 Equal Weight ETF	Scheme Benchmark*	Additional Benchmark**
Last 1 Year	5.02%	5.14%	-7.21%
Since Inception	15.29%	15.66%	1.83%
Value of Rs. 10000 invested Since Inception	₹11,894	₹11,941	₹10,223
NAV as on 29 <sup>th</sup> May, 2026	₹13.4778		
Index Value 29 <sup>th</sup> May, 2026	Index Value of Scheme Benchmark is ₹17,295.3989 and BSE Sensex (TRI) is ₹1,17,657.2429		
Allotment Date	10 <sup>th</sup> March 2025		
Scheme Benchmark	*BSE 200 Equal Weight (TRI)		
Additional Benchmark	**BSE Sensex (TRI)		
Mirae Asset BSE Select IPO ETF - Fund Managers - Ms. Ekta Gala and Mr. Vishal Singh <sup>#</sup>			
Period	Mirae Asset BSE Select IPO ETF	Scheme Benchmark*	Additional Benchmark**
Last 1 Year	-8.88%	-8.49%	-7.21%
Since Inception	7.81%	8.44%	1.83%
Value of Rs. 10000 invested Since Inception	₹10,961	₹11,038	₹10,223
NAV as on 29 <sup>th</sup> May, 2026	₹43.5085		
Index Value 29 <sup>th</sup> May, 2026	Index Value of Scheme Benchmark is ₹4,815.7513 and BSE Sensex (TRI) is ₹1,17,657.2429		
Allotment Date	10 <sup>th</sup> March 2025		
Scheme Benchmark	*BSE Select IPO (TRI)		
Additional Benchmark	**BSE Sensex (TRI)		

## Monthly Factsheet as on 31 May, 2026

Mirae Asset BSE 200 Equal Weight ETF Fund of Fund - Fund Managers - Ms. Ekta Gala and Mr. Akshay Udeshi			
Period	Mirae Asset BSE 200 Equal Weight ETF Fund of Fund	Scheme Benchmark*	Additional Benchmark**
Last 1 Year	3.00%	5.14%	-7.21%
Since Inception	11.64%	14.03%	0.52%
Value of Rs. 10000 invested Since Inception	₹11,409	₹11,703	₹10,062
NAV as on 29 <sup>th</sup> May, 2026	₹11.409		
Index Value 29 <sup>th</sup> May, 2026	Index Value of Scheme Benchmark is ₹17,295.399 and BSE Sensex (TRI) is ₹1,17,657.243		
Allotment Date	18 <sup>th</sup> March 2025		
Scheme Benchmark	*BSE 200 Equal Weight (TRI)		
Additional Benchmark	**BSE Sensex (TRI)		

Mirae Asset BSE Select IPO ETF Fund of Fund - Fund Managers - Ms. Ekta Gala and Mr. Vishal Singh <sup>#</sup>			
Period	Mirae Asset BSE Select IPO ETF Fund of Fund	Scheme Benchmark*	Additional Benchmark**
Last 1 Year	-9.88%	-8.49%	-7.21%
Since Inception	5.41%	7.10%	0.52%
Value of Rs. 10000 invested Since Inception	₹10,651	₹10,856	₹10,062
NAV as on 29 <sup>th</sup> May, 2026	₹10.651		
Index Value 29 <sup>th</sup> May, 2026	Index Value of Scheme Benchmark is ₹4,815.751 and BSE Sensex (TRI) is ₹1,17,657.243		
Allotment Date	18 <sup>th</sup> March 2025		
Scheme Benchmark	*BSE Select IPO (TRI)		
Additional Benchmark	**BSE Sensex (TRI)		

Mirae Asset Nifty50 Equal Weight ETF - Fund Managers - Ms. Ekta Gala and Mr. Akshay Udeshi			
Period	Mirae Asset Nifty50 Equal Weight ETF	Scheme Benchmark*	Additional Benchmark**
Last 1 Year	5.38%	5.86%	-3.84%
Since Inception	8.93%	9.54%	-0.63%
Value of Rs. 10000 invested Since Inception	₹10,944	₹11,009	₹9,934
NAV as on 29 <sup>th</sup> May, 2026	₹325.6701		
Index Value 29 <sup>th</sup> May, 2026	Index Value of Scheme Benchmark is ₹55,808.7400 and Nifty 50 (TRI) is ₹35,552.6400		
Allotment Date	9 <sup>th</sup> May 2025		
Scheme Benchmark	*Nifty50 Equal Weight (TRI)		
Additional Benchmark	**Nifty 50 (TRI)		

Mirae Asset CRISIL-IBX Financial Services 9-12 Months Debt Index Fund - Fund Managers - Ms. Pranavi Kulkarni			
Period	Mirae Asset CRISIL-IBX Financial Services 9-12 Months Debt Index Fund	Scheme Benchmark*	Additional Benchmark**
6 Months (Simple Annualized)	4.46%	4.79%	3.33%
Since Inception (Simple Annualized)	5.31%	5.69%	3.85%
Value of Rs. 10000 invested Since Inception	₹10,492	₹10,527	₹10,356
NAV as on 29 <sup>th</sup> May, 2026	₹10.4918		
Index Value 29 <sup>th</sup> May, 2026	Index Value of Scheme Benchmark is ₹1,085.2066 and CRISIL 1 Year T-bill Index is ₹8,063.7833		
Allotment Date	25 <sup>th</sup> June 2025		
Scheme Benchmark	*CRISIL-IBX Financial Services 9-12 Months Debt Index		
Additional Benchmark	**CRISIL 1 Year T-bill Index		

## Monthly Factsheet as on 31 May, 2026

Mirae Asset Nifty India Internet ETF - Fund Managers - Ms. Ekta Gala and Mr. Vishal Singh <sup>#</sup>			
Period	Mirae Asset Nifty India Internet ETF	Scheme Benchmark*	Additional Benchmark**
6 Months (Simple Annualized)	-31.87%	-31.67%	-19.78%
Since Inception (Simple Annualized)	-10.98%	-10.74%	-7.76%
Value of Rs. 10000 invested Since Inception	₹9,002	₹9,023	₹9,294
NAV as on 29 <sup>th</sup> May, 2026	₹12.1217		
Index Value 29 <sup>th</sup> May, 2026	Index Value of Scheme Benchmark is ₹1,237.4500 and Nifty 50 (TRI) is ₹35,552.6400		
Allotment Date	1 <sup>st</sup> July 2025		
Scheme Benchmark	*Nifty India Internet (TRI)		
Additional Benchmark	**Nifty 50 (TRI)		
Mirae Asset Multi Factor Passive FOF - Fund Managers - Mr. Ritesh Patel			
Period	Mirae Asset Multi Factor Passive FOF	Scheme Benchmark*	Additional Benchmark**
6 Months (Simple Annualized)	0.04%	-10.17%	-19.78%
Since Inception (Simple Annualized)	8.81%	1.73%	-4.21%
Value of Rs. 10000 invested Since Inception	₹10,659	₹10,129	₹9,685
NAV as on 29 <sup>th</sup> May, 2026	₹10.659		
Index Value 29 <sup>th</sup> May, 2026	Index Value of Scheme Benchmark is ₹36,261.800 and Nifty 50 (TRI) is ₹35,552.640		
Allotment Date	29 <sup>th</sup> August 2025		
Scheme Benchmark	*Nifty 500 (TRI)		
Additional Benchmark	**Nifty 50 (TRI)		
Mirae Asset Gold Silver Passive FoF - Fund Managers - Mr. Ritesh Patel			
Period	Mirae Asset Gold Silver Passive FoF	Scheme Benchmark*	Additional Benchmark**
6 Months (Simple Annualized)	75.87%	85.93%	-19.78%
Since Inception (Simple Annualized)	106.75%	117.76%	-4.21%
Value of Rs. 10000 invested Since Inception	₹17,984	₹18,808	₹9,685
NAV as on 29 <sup>th</sup> May, 2026	₹17.984		
Index Value 29 <sup>th</sup> May, 2026	Index Value of Scheme Benchmark is ₹1,88,079.852 and Nifty 50 (TRI) is ₹35,552.640		
Allotment Date	29 <sup>th</sup> August 2025		
Scheme Benchmark	*Domestic Price of Gold (50%) + Domestic Price of Silver (50%)		
Additional Benchmark	**Nifty 50 (TRI)		
Mirae Asset Nifty Smallcap 250 ETF - Fund Managers - Ms. Ekta Gala and Mr. Ritesh Patel			
Period	Mirae Asset Nifty Smallcap 250 ETF	Scheme Benchmark*	Additional Benchmark**
6 Months (Simple Annualized)	3.41%	3.42%	-19.78%
Since Inception (Simple Annualized)	-0.09%	0.06%	-13.19%
Value of Rs. 10000 invested Since Inception	₹9,995	₹10,003	₹9,266
NAV as on 29 <sup>th</sup> May, 2026	₹17.0117		
Index Value 29 <sup>th</sup> May, 2026	Index Value of Scheme Benchmark is ₹21,635.0900 and Nifty 50 (TRI) is ₹35,552.6400		
Allotment Date	7 <sup>th</sup> November 2025		
Scheme Benchmark	*Nifty Smallcap 250 (TRI)		
Additional Benchmark	**Nifty 50 (TRI)		

## Monthly Factsheet as on 31 May, 2026

Mirae Asset Nifty Energy ETF - Fund Managers - Ms. Ekta Gala and Mr. Vishal Singh <sup>#</sup>			
Period	Mirae Asset Nifty Energy ETF	Scheme Benchmark*	Additional Benchmark**
6 Months (Simple Annualized)	30.80%	30.97%	-19.78%
Since Inception (Simple Annualized)	26.23%	26.57%	-13.19%
Value of Rs. 10000 invested Since Inception	₹11,459	₹11,478	₹9,266
NAV as on 29 <sup>th</sup> May, 2026	₹41.0115		
Index Value 29 <sup>th</sup> May, 2026	Index Value of Scheme Benchmark is ₹71,952.1200 and Nifty 50 (TRI) is ₹35,552.6400		
Allotment Date	7 <sup>th</sup> November 2025		
Scheme Benchmark	*Nifty Energy (TRI)		
Additional Benchmark	**Nifty 50 (TRI)		

### Past Performance may or may not sustained in future..

For computation of since inception returns (%) the allotment NAV has been taken as ₹1000.00 for Mirae Asset Liquid Fund, Mirae Asset Overnight Fund, Mirae Asset Low Duration Fund, Mirae Asset Money Market Fund & Mirae Asset Ultra Short Duration Fund and ₹10.00 for all other Schemes. In case, the start / end date of the concerned period is a non-business date (NBD), the NAV of the previous date is considered for computation of returns. Returns (%) for less than 1 year calculated on simple annualized basis. The calculations of returns shall assume reinvestment of all payouts at the then prevailing NAV. CAGR - Compounded Annualised Growth returns. NAV (per unit) is at the end of the period.

Inception date of Mirae Asset Low Duration Fund is March 05 2008, however since inception returns are calculated from June 26, 2012 as there were no investors in the interim period in the institutional plan

\*\*Standard benchmark prescribed as per the applicable SEBI circular.

For Mirae Asset Low Duration Fund the returns are for Regular Savings Plan - Growth Option. Returns for others scheme are provided for Regular Plan Growth Option. Load is not considered for computation of return.

Mirae Asset BSE 500 Dividend Leaders 50 ETF, Mirae Asset Nifty Top 20 Equal Weight ETF, Mirae Asset BSE India Defence ETF, Mirae Asset BSE India Defence ETF FOF, Mirae Asset Nifty 500 Healthcare ETF, Mirae Asset Nifty India Infrastructure & Logistics ETF, Mirae Asset Nifty Metal ETF FOF, Mirae Asset Silver ETF FOF and Mirae Asset Nifty 500 Value 50 ETF are in existence for less than 6 Months, as per SEBI regulation performance of the schemes has not been shown. Latest available NAV has been taken for return calculation wherever applicable.

\*Pursuant to notice cum addendum no. 28/2024, the name of scheme of Mirae Asset Mutual Fund has been changed with effect from June 01, 2024.

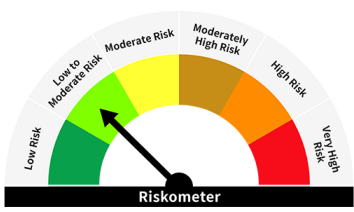
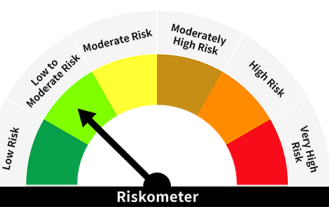
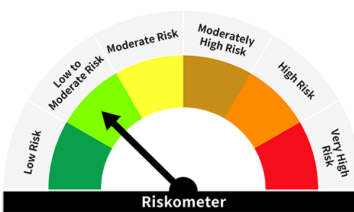
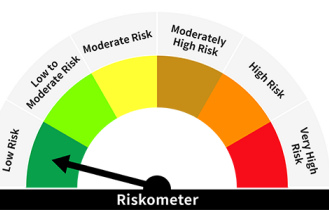
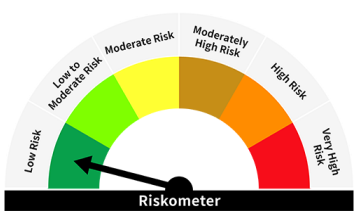
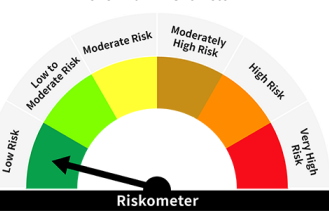
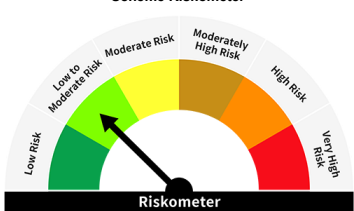



\*\*Pursuant to notice cum addendum no. 54/2024, the name of scheme of Mirae Asset Mutual Fund has been changed with effect from October 23, 2024.

€ Pursuant to notice cum addendum no. 29/2025, the name of scheme of Mirae Asset Mutual Fund has been changed with effect from May 06, 2025.

# Pursuant to notice cum addendum no. 25/2026, Fund Manager of the scheme has been changed with effect from March 25, 2026. Please visit the website for more details:

Please visit the website for more details: <https://www.miraeassetmf.co.in/downloads/statutory-disclosure/addendum>

For more detailed disclaimer with respect to all notations please refer to the Page no. 122

Name of The Scheme	These products are suitable for investors who are seeking**	Riskometer	
<p><b>Mirae Asset Liquid Fund</b> (Liquid Fund - An open ended liquid scheme. A relatively low interest rate risk and moderate credit risk)</p>	<ul style="list-style-type: none"> <li>• Optimal returns over short term</li> <li>• Investment in a portfolio of short duration money market and debt instruments with residual maturity up to 91 days only</li> </ul>	<p>Scheme Riskometer</p>  <p>The risk of the scheme is Low to Moderate</p>	<p>Scheme Benchmark: Nifty Liquid Index A-I Benchmark Riskometer</p>  <p>The risk of the benchmark is Low to Moderate</p>
<p><b>Mirae Asset Overnight Fund</b> (Overnight Fund - An open ended debt scheme investing in overnight securities. A relatively low interest rate risk and relatively low credit risk)</p>	<ul style="list-style-type: none"> <li>• Regular income over a short term that may be in line with the overnight call rates</li> <li>• Investment in overnight securities</li> </ul>	<p>Scheme Riskometer~</p>  <p>The risk of the benchmark is Low to moderate</p>	<p>Scheme Benchmark: Nifty 1D Rate Index Benchmark Riskometer</p>  <p>The risk of the benchmark is Low</p>
<p><b>Mirae Asset Arbitrage Fund</b> (Arbitrage Fund - An open ended scheme investing in arbitrage opportunities)</p>	<ul style="list-style-type: none"> <li>• Income over short term</li> <li>• Investments predominantly in arbitrage opportunities in the cash and derivative segments and the arbitrage opportunities available within the derivative segment</li> </ul>	<p>Scheme Riskometer</p>  <p>The risk of the scheme is Low</p>	<p>Scheme Benchmark: Nifty 50 Arbitrage Index Benchmark Riskometer</p>  <p>The risk of the benchmark is Low</p>
<p><b>Mirae Asset Money Market Fund</b> (Money Market Fund - An open ended debt scheme investing in money market instruments. A relatively low interest rate risk and moderate credit risk)</p>	<ul style="list-style-type: none"> <li>• Short term savings</li> <li>• Investments predominantly in money market instruments</li> </ul>	<p>Scheme Riskometer</p>  <p>The risk of the scheme is Low to Moderate</p>	<p>Scheme Benchmark: Nifty Money Market Index A-I Benchmark Riskometer</p>  <p>The risk of the benchmark is Low to Moderate</p>
<p><b>Mirae Asset Multi Asset Allocation Fund</b> (Multi Asset Allocation Fund - An open ended scheme investing in equity, debt &amp; money market instruments, Gold ETFs, Silver ETFs and exchange traded commodity derivatives)</p>	<ul style="list-style-type: none"> <li>• To generate long term capital appreciation/income</li> <li>• Investments in equity, debt &amp; money market instruments, commodity ETFs and exchange traded commodity derivatives.</li> </ul>	<p>Scheme Riskometer</p>  <p>The risk of the scheme is Very High</p>	<p>Scheme Benchmark: 65% Nifty 500 (TRI) + 25% Nifty Short Duration Debt Index + 7.5% Domestic Price of Gold + 2.5% Domestic Price of Silver Benchmark Riskometer</p>  <p>The risk of the benchmark is High</p>

\*\*Investors should consult their financial advisers if they are not clear about the suitability of the product.  
~As per notice cum addendum no. 48/2026 riskometer of the scheme has been changed.

Name of The Scheme	Scheme Investment Objective	PRC Matrix																				
<b>Mirae Asset Nifty SDL Jun 2027 Index Fund</b>	<p>The investment objective of the scheme is to track the Nifty SDL Jun 2027 Index by investing in State Development Loans (SDL), maturing on or before June 15, 2027, subject to tracking errors.</p> <p>There is no assurance or guarantee that the investment objective of the scheme would be achieved.</p>	<table border="1"> <thead> <tr> <th colspan="4">Potential Risk Class Matrix (PRC)</th> </tr> <tr> <th>Credit Risk - Interest Rate Risk</th> <th>Relatively Low (Class A)</th> <th>Moderate (Class B)</th> <th>Relatively High (Class C)</th> </tr> </thead> <tbody> <tr> <td>Relatively Low (Class I)</td> <td></td> <td></td> <td></td> </tr> <tr> <td>Moderate (Class II)</td> <td></td> <td></td> <td></td> </tr> <tr> <td>Relatively High (Class III)</td> <td>A-III</td> <td></td> <td></td> </tr> </tbody> </table>	Potential Risk Class Matrix (PRC)				Credit Risk - Interest Rate Risk	Relatively Low (Class A)	Moderate (Class B)	Relatively High (Class C)	Relatively Low (Class I)				Moderate (Class II)				Relatively High (Class III)	A-III		
Potential Risk Class Matrix (PRC)																						
Credit Risk - Interest Rate Risk	Relatively Low (Class A)	Moderate (Class B)	Relatively High (Class C)																			
Relatively Low (Class I)																						
Moderate (Class II)																						
Relatively High (Class III)	A-III																					
<b>Mirae Asset Crisil IBX Gilt Index - April 2033 Index Fund</b>	<p>The investment objective of the scheme is to track the CRISIL IBX Gilt Index - April 2033 by investing in dated Government Securities (G-Sec), maturing on or before April 29, 2033, subject to tracking errors.</p> <p>However, there is no assurance that the investment objective of the Scheme will be realized and the Scheme does not assure or guarantee any returns.</p>	<table border="1"> <thead> <tr> <th colspan="4">Potential Risk Class Matrix (PRC)</th> </tr> <tr> <th>Credit Risk - Interest Rate Risk</th> <th>Relatively Low (Class A)</th> <th>Moderate (Class B)</th> <th>Relatively High (Class C)</th> </tr> </thead> <tbody> <tr> <td>Relatively Low (Class I)</td> <td></td> <td></td> <td></td> </tr> <tr> <td>Moderate (Class II)</td> <td></td> <td></td> <td></td> </tr> <tr> <td>Relatively High (Class III)</td> <td>A-III</td> <td></td> <td></td> </tr> </tbody> </table>	Potential Risk Class Matrix (PRC)				Credit Risk - Interest Rate Risk	Relatively Low (Class A)	Moderate (Class B)	Relatively High (Class C)	Relatively Low (Class I)				Moderate (Class II)				Relatively High (Class III)	A-III		
Potential Risk Class Matrix (PRC)																						
Credit Risk - Interest Rate Risk	Relatively Low (Class A)	Moderate (Class B)	Relatively High (Class C)																			
Relatively Low (Class I)																						
Moderate (Class II)																						
Relatively High (Class III)	A-III																					
<b>Mirae Asset Nifty 8-13 yr G-Sec ETF</b>	<p>The investment objective of the Scheme is to provide returns before expenses that correspond to the returns of Nifty 8-13 yr G-Sec Index, subject to tracking errors. There is no assurance that the investment objective of the scheme will be achieved.</p> <p>There is no assurance or guarantee that the investment objective of the scheme would be achieved.</p>	<table border="1"> <thead> <tr> <th colspan="4">Potential Risk Class Matrix (PRC)</th> </tr> <tr> <th>Credit Risk - Interest Rate Risk</th> <th>Relatively Low (Class A)</th> <th>Moderate (Class B)</th> <th>Relatively High (Class C)</th> </tr> </thead> <tbody> <tr> <td>Relatively Low (Class I)</td> <td></td> <td></td> <td></td> </tr> <tr> <td>Moderate (Class II)</td> <td></td> <td></td> <td></td> </tr> <tr> <td>Relatively High (Class III)</td> <td>A-III</td> <td></td> <td></td> </tr> </tbody> </table>	Potential Risk Class Matrix (PRC)				Credit Risk - Interest Rate Risk	Relatively Low (Class A)	Moderate (Class B)	Relatively High (Class C)	Relatively Low (Class I)				Moderate (Class II)				Relatively High (Class III)	A-III		
Potential Risk Class Matrix (PRC)																						
Credit Risk - Interest Rate Risk	Relatively Low (Class A)	Moderate (Class B)	Relatively High (Class C)																			
Relatively Low (Class I)																						
Moderate (Class II)																						
Relatively High (Class III)	A-III																					
<b>Mirae Asset Nifty SDL June 2028 Index Fund</b>	<p>The investment objective of the scheme is to track the Nifty SDL June 2028 Index by investing in State Development Loans (SDL), maturing on or before June 30, 2028, subject to tracking errors.</p> <p>There is no assurance or guarantee that the investment objective of the scheme would be achieved.</p>	<table border="1"> <thead> <tr> <th colspan="4">Potential Risk Class Matrix (PRC)</th> </tr> <tr> <th>Credit Risk - Interest Rate Risk</th> <th>Relatively Low (Class A)</th> <th>Moderate (Class B)</th> <th>Relatively High (Class C)</th> </tr> </thead> <tbody> <tr> <td>Relatively Low (Class I)</td> <td></td> <td></td> <td></td> </tr> <tr> <td>Moderate (Class II)</td> <td></td> <td></td> <td></td> </tr> <tr> <td>Relatively High (Class III)</td> <td>A-III</td> <td></td> <td></td> </tr> </tbody> </table>	Potential Risk Class Matrix (PRC)				Credit Risk - Interest Rate Risk	Relatively Low (Class A)	Moderate (Class B)	Relatively High (Class C)	Relatively Low (Class I)				Moderate (Class II)				Relatively High (Class III)	A-III		
Potential Risk Class Matrix (PRC)																						
Credit Risk - Interest Rate Risk	Relatively Low (Class A)	Moderate (Class B)	Relatively High (Class C)																			
Relatively Low (Class I)																						
Moderate (Class II)																						
Relatively High (Class III)	A-III																					
<b>Mirae Asset Nifty 1D Rate Liquid ETF - IDCW</b>	<p>The investment objective is to seek to provide current income, commensurate with low risk while providing a high level of liquidity through a portfolio of Tri-Party Repo on Government Securities or T-bills / Repo &amp; Reverse Repo. The Scheme endeavors to provide returns that before expenses, closely correspond to the returns of Nifty 1D Rate Index subject to tracking errors.</p> <p>There is no assurance that the investment objective of the scheme will be achieved.</p>	<table border="1"> <thead> <tr> <th colspan="4">Potential Risk Class Matrix (PRC)</th> </tr> <tr> <th>Credit Risk - Interest Rate Risk</th> <th>Relatively Low (Class A)</th> <th>Moderate (Class B)</th> <th>Relatively High (Class C)</th> </tr> </thead> <tbody> <tr> <td>Relatively Low (Class I)</td> <td>A-I</td> <td></td> <td></td> </tr> <tr> <td>Moderate (Class II)</td> <td></td> <td></td> <td></td> </tr> <tr> <td>Relatively High (Class III)</td> <td></td> <td></td> <td></td> </tr> </tbody> </table>	Potential Risk Class Matrix (PRC)				Credit Risk - Interest Rate Risk	Relatively Low (Class A)	Moderate (Class B)	Relatively High (Class C)	Relatively Low (Class I)	A-I			Moderate (Class II)				Relatively High (Class III)			
Potential Risk Class Matrix (PRC)																						
Credit Risk - Interest Rate Risk	Relatively Low (Class A)	Moderate (Class B)	Relatively High (Class C)																			
Relatively Low (Class I)	A-I																					
Moderate (Class II)																						
Relatively High (Class III)																						
<b>Mirae Asset Nifty 1D Rate Liquid ETF - Growth</b>	<p>The investment objective is to seek to provide current income, commensurate with low risk while providing a high level of liquidity through a portfolio of Tri-Party Repo on Government Securities or T-bills / Repo &amp; Reverse Repo. The Scheme endeavors to provide returns that before expenses, closely correspond to the returns of Nifty 1D Rate Index subject to tracking errors. However, the Scheme does not assure or guarantee any returns.</p> <p>There is no assurance that the investment objective of the Scheme will be achieved.</p>	<table border="1"> <thead> <tr> <th colspan="4">Potential Risk Class Matrix (PRC)</th> </tr> <tr> <th>Credit Risk - Interest Rate Risk</th> <th>Relatively Low (Class A)</th> <th>Moderate (Class B)</th> <th>Relatively High (Class C)</th> </tr> </thead> <tbody> <tr> <td>Relatively Low (Class I)</td> <td>A-I</td> <td></td> <td></td> </tr> <tr> <td>Moderate (Class II)</td> <td></td> <td></td> <td></td> </tr> <tr> <td>Relatively High (Class III)</td> <td></td> <td></td> <td></td> </tr> </tbody> </table>	Potential Risk Class Matrix (PRC)				Credit Risk - Interest Rate Risk	Relatively Low (Class A)	Moderate (Class B)	Relatively High (Class C)	Relatively Low (Class I)	A-I			Moderate (Class II)				Relatively High (Class III)			
Potential Risk Class Matrix (PRC)																						
Credit Risk - Interest Rate Risk	Relatively Low (Class A)	Moderate (Class B)	Relatively High (Class C)																			
Relatively Low (Class I)	A-I																					
Moderate (Class II)																						
Relatively High (Class III)																						

\*\*Investors should consult their financial advisers if they are not clear about the suitability of the product.

Name of The Scheme	These products are suitable for investors who are seeking**	PRC Matrix																				
<b>Mirae Asset Liquid Fund</b>	<ul style="list-style-type: none"> <li>Optimal returns over short term</li> <li>Investment in a portfolio of short duration money market and debt instruments with residual maturity up to 91 days only</li> </ul>	<table border="1"> <thead> <tr> <th colspan="4">Potential Risk Class Matrix (PRC)</th> </tr> <tr> <th>Credit Risk – Interest Rate Risk (Class I)</th> <th>Relatively Low (Class A)</th> <th>Moderate (Class B)</th> <th>Relatively High (Class C)</th> </tr> </thead> <tbody> <tr> <td>Relatively Low (Class I)</td> <td></td> <td>B-I</td> <td></td> </tr> <tr> <td>Moderate (Class II)</td> <td></td> <td></td> <td></td> </tr> <tr> <td>Relatively High (Class III)</td> <td></td> <td></td> <td></td> </tr> </tbody> </table>	Potential Risk Class Matrix (PRC)				Credit Risk – Interest Rate Risk (Class I)	Relatively Low (Class A)	Moderate (Class B)	Relatively High (Class C)	Relatively Low (Class I)		B-I		Moderate (Class II)				Relatively High (Class III)			
Potential Risk Class Matrix (PRC)																						
Credit Risk – Interest Rate Risk (Class I)	Relatively Low (Class A)	Moderate (Class B)	Relatively High (Class C)																			
Relatively Low (Class I)		B-I																				
Moderate (Class II)																						
Relatively High (Class III)																						
<b>Mirae Asset Overnight Fund</b>	<ul style="list-style-type: none"> <li>Regular income over a short term that may be in line with the overnight call rates</li> <li>Investment in overnight securities</li> </ul>	<table border="1"> <thead> <tr> <th colspan="4">Potential Risk Class Matrix (PRC)</th> </tr> <tr> <th>Credit Risk – Interest Rate Risk (Class I)</th> <th>Relatively Low (Class A)</th> <th>Moderate (Class B)</th> <th>Relatively High (Class C)</th> </tr> </thead> <tbody> <tr> <td>Relatively Low (Class I)</td> <td>A-I</td> <td></td> <td></td> </tr> <tr> <td>Moderate (Class II)</td> <td></td> <td></td> <td></td> </tr> <tr> <td>Relatively High (Class III)</td> <td></td> <td></td> <td></td> </tr> </tbody> </table>	Potential Risk Class Matrix (PRC)				Credit Risk – Interest Rate Risk (Class I)	Relatively Low (Class A)	Moderate (Class B)	Relatively High (Class C)	Relatively Low (Class I)	A-I			Moderate (Class II)				Relatively High (Class III)			
Potential Risk Class Matrix (PRC)																						
Credit Risk – Interest Rate Risk (Class I)	Relatively Low (Class A)	Moderate (Class B)	Relatively High (Class C)																			
Relatively Low (Class I)	A-I																					
Moderate (Class II)																						
Relatively High (Class III)																						
<b>Mirae Asset Money Market Fund</b>	<ul style="list-style-type: none"> <li>Short term savings</li> <li>Investments predominantly in money market instruments</li> </ul>	<table border="1"> <thead> <tr> <th colspan="4">Potential Risk Class Matrix (PRC)</th> </tr> <tr> <th>Credit Risk – Interest Rate Risk (Class I)</th> <th>Relatively Low (Class A)</th> <th>Moderate (Class B)</th> <th>Relatively High (Class C)</th> </tr> </thead> <tbody> <tr> <td>Relatively Low (Class I)</td> <td></td> <td>B-I</td> <td></td> </tr> <tr> <td>Moderate (Class II)</td> <td></td> <td></td> <td></td> </tr> <tr> <td>Relatively High (Class III)</td> <td></td> <td></td> <td></td> </tr> </tbody> </table>	Potential Risk Class Matrix (PRC)				Credit Risk – Interest Rate Risk (Class I)	Relatively Low (Class A)	Moderate (Class B)	Relatively High (Class C)	Relatively Low (Class I)		B-I		Moderate (Class II)				Relatively High (Class III)			
Potential Risk Class Matrix (PRC)																						
Credit Risk – Interest Rate Risk (Class I)	Relatively Low (Class A)	Moderate (Class B)	Relatively High (Class C)																			
Relatively Low (Class I)		B-I																				
Moderate (Class II)																						
Relatively High (Class III)																						
<b>Mirae Asset CRISIL-IBX Financial Services 9-12 Months Debt Index Fund</b>	<ul style="list-style-type: none"> <li>Income through exposure over the shorter term maturity on the yield curve</li> <li>Investment in an open ended Constant Maturity Index Fund that seeks to track CRISIL-IBX Financial Services 9 – 12 Months Debt Index.</li> </ul>	<table border="1"> <thead> <tr> <th colspan="4">Potential Risk Class Matrix (PRC)</th> </tr> <tr> <th>Credit Risk – Interest Rate Risk (Class I)</th> <th>Relatively Low (Class A)</th> <th>Moderate (Class B)</th> <th>Relatively High (Class C)</th> </tr> </thead> <tbody> <tr> <td>Relatively Low (Class I)</td> <td>A-I</td> <td></td> <td></td> </tr> <tr> <td>Moderate (Class II)</td> <td></td> <td></td> <td></td> </tr> <tr> <td>Relatively High (Class III)</td> <td></td> <td></td> <td></td> </tr> </tbody> </table>	Potential Risk Class Matrix (PRC)				Credit Risk – Interest Rate Risk (Class I)	Relatively Low (Class A)	Moderate (Class B)	Relatively High (Class C)	Relatively Low (Class I)	A-I			Moderate (Class II)				Relatively High (Class III)			
Potential Risk Class Matrix (PRC)																						
Credit Risk – Interest Rate Risk (Class I)	Relatively Low (Class A)	Moderate (Class B)	Relatively High (Class C)																			
Relatively Low (Class I)	A-I																					
Moderate (Class II)																						
Relatively High (Class III)																						

\*\*Investors should consult their financial advisers if they are not clear about the suitability of the product.

## Fund Manager Experiences

- **Ms. Ekta Gala** has over 7 years of experience in ETF Dealing and Investment Management.
- **Mr. Siddharth Srivastava** has more than 14 years of experience in the field of financial services and stock markets.
- **Mr. Ritesh Patel** has over 13 years of experience in the field of Commodities Market.
- **Mr. Akshay Udeshi** has over 6 years of experience in the field of Financial Services.
- **Mr. Krishnpal Yadav** has over 3 years of experience in Fixed Income Dealing.
- **Ms. Pranavi Kulkarni** has over 16 years of experience in the financial sector.
- **Mr. Harshad Borawake** has over 20 years of experience in Investment Analysis & Research.
- **Mr. Basant Bafna** has over 14 years of experience in the banking industry as Chief Dealer and Assistant General Manager.
- **Mr. Vishal Singh** has over 9 years of experience in the financial services industry.

### For Equity Funds:

Current Monthly Average Base Expense Ratio for Growth Option (#)  
(Effective Date 01st April, 2026)

#### Regular Plan:

2.10% on the first ₹ 500 crores of the daily net assets

1.90% on the next ₹ 250 crores of the daily net assets

1.60% on the next ₹ 1,250 crores of the daily net assets

1.50% on the next ₹ 3,000 crores of the daily net assets

1.40% on the next ₹ 5,000 crores of the daily net assets

Base expense ratio reduction of 0.05% for every increase of ₹ 5,000 crores of daily net assets or part there of, on the next ₹ 40,000 crores of the daily net assets 0.95% on the balance of the assets

Base Expense Ratio is Excluding Statutory levies as applicable if any, on the said expenses and transaction cost as specified under regulation.

For Direct Plans (Effective Date 01st April, 2026)#:

The above Monthly Average Expense Ratio will also be applicable for Direct Plans except that the Direct Plan shall have a lower Monthly Average Expense Ratio excluding distribution expenses, commission, etc. and no commission for distribution of Units will be paid / charged under Direct Plan.

#### For Exchange Traded Fund:

Current Monthly Average Expense Ratio for Growth Option (#)  
(Effective Date 01st April, 2026)

Regular Plan: 0.90% of the daily net assets

(#) Any change in the Base Expense Ratio will be updated on AMC Website.

### For Liquid / Debt Funds:

Current Monthly Average Base Expense Ratio for Growth Option (#)  
(Effective Date 01st April, 2026)

#### Regular Plan:

1.85% on the first ₹ 500 crores of the daily net assets

1.65% on the next ₹ 250 crores of the daily net assets

1.40% on the next ₹ 1,250 crores of the daily net assets

1.25% on the next ₹ 3,000 crores of the daily net assets

1.15% on the next ₹ 5,000 crores of the daily net assets

Base expense ratio reduction of 0.05% for every increase of ₹ 5,000 crores of daily net assets or part there of, on the next ₹ 40,000 crores of the daily net assets 0.70% on the balance of the assets

Base Expense Ratio is Excluding Statutory levies as applicable if any, on the said expenses and transaction cost as specified under regulation.

For Debt Oriented Closed Ended schemes :

Current Monthly Average Expense Ratio for Growth Option (#)  
(Effective Date 01st April, 2026)

Regular Plan: 0.80% of the daily net assets

For Direct Plans (Effective Date 01st April, 2026)#:

The above Monthly Average Expense Ratio will also be applicable for Direct Plans except that the Direct Plan shall have a lower Monthly Average Expense Ratio excluding distribution expenses, commission, etc. and no commission for distribution of Units will be paid / charged under Direct Plan.

(#) Any change in the Base Expense Ratio will be updated on AMC Website.

@The Volatility, Beta, R Squared, Sharpe Ratio & Information Ratio are calculated on returns from last three years Monthly data points.

# Risk free rate: FBILOVERNIGHTMIBOR as on 31st May 2026

^Basis last rolling 12 months.

IDCW is gross IDCW. As per the Income Tax Act, 2025, for the financial year 2026-2027 IDCW from both equity and debt schemes is taxable in the hands of investors. For equity schemes, IDCW is subject to capital gains tax — Short-Term Capital Gains (STCG) at 20% for holdings up to 12 months, and Long-Term Capital Gains (LTCG) at 12.5% for holdings beyond 12 months, with exemption up to ₹1.25 lakh. For debt schemes acquired on or after 1 April 2023, all gains including IDCW are treated as short-term and taxed at the investor's applicable income tax slab rate, without indexation benefit.

In view of the individual nature of tax consequences, each investor is advised to consult his/her professional tax advisor.

## ASSET ALLOCATION

### Mirae Asset NIFTY 50 ETF (NSE Symbol : NIFTYETF, BSE Code: 542131)

Instruments	Indicative allocations (% of total assets)	
	Minimum	Maximum
Securities included in the Nifty 50 Index	95%	100%
Money market instruments & Debt securities, Instruments and/or units of debt/liquid schemes of domestic Mutual Funds	0%	5%

### Mirae Asset Nifty Next 50 ETF (NSE Symbol : NEXT50, BSE Code: 542922)

Instruments	Indicative allocations (% of total assets)	
	Minimum	Maximum
Securities included in the Nifty Next 50 Index	95%	100%
Money market instruments / debt securities, Instruments and/or units of debt/ liquid schemes of domestic Mutual Funds, but excluding subscription and redemption cash flow*	0%	5%

\*Subscription cash flow is the subscription money in transit before deployment and redemption cash flow is the money kept aside for meeting redemptions.

### Mirae Asset Nifty Financial Services ETF (NSE Symbol : BFSI, BSE Code: 543323)

Instruments	Indicative allocations (% of total assets)	
	Minimum	Maximum
Securities included in the Nifty Financial Services Index	95%	100%
Money market instruments / debt securities, Instruments and/or units of debt/ liquid schemes of domestic Mutual Funds	0%	5%

### Mirae Asset Nifty India Manufacturing ETF (NSE Symbol : MAKEINDIA, BSE Code: 543454)

Instruments	Indicative allocations (% of total assets)	
	Minimum	Maximum
Securities included in the Nifty India Manufacturing Index	95%	100%
Money market instruments / debt securities, Instruments and/or units of debt/liquid schemes of domestic Mutual Funds	0%	5%

### Mirae Asset Nifty Midcap 150 ETF (NSE Symbol : MIDCAPETF, BSE Code: 543481)

Instruments	Indicative allocations (% of total assets)	
	Minimum	Maximum
Securities included in the Nifty Midcap 150 Index	95%	100%
Money market instruments including Tri Party REPO/ debt securities, Instruments and/or units of debt/liquid schemes of domestic Mutual Funds.	0%	5%

### Mirae Asset Nifty 100 Low Volatility 30 ETF (NSE Symbol : LOWVOL, BSE Code: 543858)

Instruments	Indicative allocations (% of total assets)	
	Minimum	Maximum
Securities included in the Nifty 100 Low Volatility 30 Index	95%	100%
Money market instruments / debt securities, Instruments and/or units of debt/liquid schemes of domestic Mutual Funds.	0%	5%

### Mirae Asset BSE Sensex ETF# (NSE Symbol : SENSEXETF, BSE Code: 543999)

Instruments	Indicative allocations (% of total assets)	
	Minimum	Maximum
Securities included in the BSE Sensex Index	95%	100%
Money market instruments / debt securities, Instruments and/or units of debt/liquid schemes of domestic Mutual Funds.	0%	5%

#Pursuant to notice cum addendum no. 28/2024, the name of scheme of Mirae Asset Mutual Fund has been changed with effect from June 01, 2024.

### Mirae Asset Nifty 200 Alpha 30 ETF (NSE Symbol : ALPHAETF, BSE Code: 544007)

Instruments	Indicative allocations (% of total assets)	
	Minimum	Maximum
Securities included in the Nifty 200 Alpha 30 Index	95%	100%
Money market instruments including Tri Party REPO/ debt securities, Instruments and/or units of debt/liquid schemes of domestic Mutual Funds	0%	5%

### Mirae Asset Nifty Smallcap 250 Momentum Quality 100 ETF (NSE Symbol : SMALLCAP, BSE Code: 544130)

Instruments	Indicative allocations (% of total assets)	
	Minimum	Maximum
Securities included in the Nifty Smallcap 250 Momentum Quality 100 Index	95%	100%
Money market instruments / debt securities, Instruments and/or units of debt/liquid schemes of domestic Mutual Funds.	0%	5%

### Mirae Asset Nifty Midsmallcap400 Momentum Quality 100 ETF (NSE Symbol : MIDSMALL, BSE Code: 544180)

Instruments	Indicative allocations (% of total assets)	
	Minimum	Maximum
Securities included in the Nifty MidSmallcap400 Momentum Quality 100 Index	95%	100%
Money market instruments / debt securities, Instruments and/or units of debt/liquid schemes of domestic Mutual Funds.	0%	5%

### Mirae Asset Nifty500 Multicap 50:25:25 ETF (NSE Symbol : MULTICAP, BSE Code: 544241)

Instruments	Indicative allocations (% of total assets)	
	Minimum	Maximum
Securities included in the Nifty500 Multicap 50:25:25 Index	95%	100%
Money market instruments including Tri Party REPO/ debt securities, Instruments and/or units of debt/liquid schemes of domestic Mutual Funds.	0%	5%

### Mirae Asset Nifty 100 ESG Sector Leaders ETF (NSE Symbol : ESG, BSE Code: 543246)

Instruments	Indicative allocations (% of total assets)	
	Minimum	Maximum
Securities included in the Nifty100 ESG Sector Leaders Index	95%	100%
Money market instruments / debt securities, Instruments and/or units of debt/liquid schemes of domestic Mutual Funds.	0%	5%

## ASSET ALLOCATION

### Mirae Asset NYSE FANG + ETF (NSE Symbol : MAFANG, BSE Code: 543291)

Instruments	Indicative allocations (% of total assets)	
	Minimum	Maximum
Securities included in the NYSE FANG+ Index	95%	100%
Money market instruments / debt securities, Instruments and/or units of schemes of domestic Mutual Funds.	0%	5%

### Mirae Asset S&P 500 Top 50 ETF (NSE Symbol : MASPTOP50, BSE Code: 543365)

Instruments	Indicative allocations (% of total assets)	
	Minimum	Maximum
Securities included in the S&P 500 Top 50 Index	95%	100%
Money market instruments / debt securities, Instruments and/or units of schemes of domestic Mutual Funds.	0%	5%

### Mirae Asset Hang Seng TECH ETF (NSE Symbol : MAHKTECH, BSE Code: 543414)

Instruments	Indicative allocations (% of total assets)	
	Minimum	Maximum
Securities included in the Hang Seng TECH Index	95%	100%
Money market instruments** / debt securities, Instruments and/or units of schemes of domestic Mutual Funds	0%	5%

\*\*Money Market Instruments will include TREPS, Commercial Paper, Certificates of Deposit, Treasury Bills, Bills Rediscounting, Repos, short-term Government securities and any other such short-term instruments as may be allowed under the regulations prevailing from time to time.

### Mirae Asset Gold ETF (NSE Symbol : GOLDETF, BSE Code: 543781)

Instruments	Indicative allocations (% of total assets)	
	Minimum	Maximum
Gold and gold related instruments*	95%	100%
Money market instruments** including Tri Party REPO/ debt securities, Instruments and/or units of debt/liquid schemes of domestic Mutual Funds.	0%	5%

\*includes physical Gold and other gold related instruments\* which may be permitted by Regulator from time to time. Exchange Traded Commodity Derivatives (ETCDs) having gold as the underlying shall be considered as 'gold related instrument' for Gold ETF. Further, "Gold Monetization Scheme" (GMS) of Banks shall be considered as 'gold related instrument' \*\*Money Market Instruments will include TREPS, Commercial Paper, Certificates of Deposit, Treasury Bills, Bills Rediscounting, Repos, short-term Government securities and any other such short-term instruments as may be allowed under the regulations prevailing from time to time.

### Mirae Asset Silver ETF (NSE Symbol : SILVERAG, BSE Code: 543922)

Instruments	Indicative allocations (% of total assets)	
	Minimum	Maximum
Silver*	95%	100%
Money market instruments** including Tri Party REPO/ debt securities, Instruments and/or units of debt/liquid schemes of domestic Mutual Funds.	0%	5%

\*includes physical silver and other silver related instruments\* which may be permitted by Regulator from time to time. Exchange Traded Commodity Derivatives (ETCDs) having silver as the underlying shall be considered as 'silver related instrument' for Silver ETF. \*\*Money Market Instruments will include TREPS, Commercial Paper, Certificates of Deposit, Treasury Bills, Bills Rediscounting, Repos, short-term Government securities and any other such short-term instruments as may be allowed under the regulations prevailing from time to time.

### Mirae Asset Nifty Bank ETF (NSE Symbol: BANKETF, BSE Code: 543944)

Instruments	Indicative allocations (% of total assets)	
	Minimum	Maximum
Securities included in the Nifty Bank Index	95%	100%
Money market instruments / debt securities, Instruments and/or units of debt/liquid schemes of domestic Mutual Funds.	0%	5%

### Mirae Asset Nifty IT ETF (NSE Symbol : ITETF, BSE Code: 544006)

Instruments	Indicative allocations (% of total assets)	
	Minimum	Maximum
Securities included in the Nifty IT Index	95%	100%
Money market instruments / debt securities, Instruments and/or units of debt/liquid schemes of domestic Mutual Funds.	0%	5%

### Mirae Asset Nifty EV and New Age Automotive ETF (NSE Symbol : EVINDIA, BSE Code: 544212)

Instruments	Indicative allocations (% of total assets)	
	Minimum	Maximum
Securities included in the Nifty EV and New Age Automotive Index	95%	100%
Money market instruments including Tri Party REPO/ debt securities, Instruments and/or units of debt/liquid schemes of domestic Mutual Funds.	0%	5%

### Mirae Asset Nifty PSU Bank ETF (NSE Symbol : BANKPSU, BSE Code: 544266)

Instruments	Indicative allocations (% of total assets)	
	Minimum	Maximum
Securities included in the Nifty PSU Bank Index	95%	100%
Money market instruments including Tri Party REPO/ debt securities, Instruments and/or units of debt/liquid schemes of domestic Mutual Funds.	0%	5%

### Mirae Asset Nifty Metal ETF (NSE Symbol : METAL, BSE Code: 544268)

Instruments	Indicative allocations (% of total assets)	
	Minimum	Maximum
Securities included in the Nifty Metal Index	95%	100%
Money market instruments including Tri Party REPO/ debt securities, Instruments and/or units of debt/liquid schemes of domestic Mutual Funds.	0%	5%

### Mirae Asset Nifty 8-13 yr G-Sec ETF (NSE Symbol : GSEC10YEAR, BSE Code: 543875)

Instruments	Indicative allocations (% of total assets)	
	Minimum	Maximum
Government securities, TREPS on Government Securities, Treasury bills	95%	100%
Money Market instruments (Treasury Bills, Government Securities and Tri-party Repo on government securities or T-bills Only)*	0%	5%

\*Money Market Instruments will include only treasury bills and government securities having a residual maturity upto one year, Tri-party Repo on government securities or T-bills and any other like instruments as specified by the Reserve Bank of India from time to time.

### Mirae Asset Nifty 1D Rate Liquid ETF-IDCW@ (NSE Symbol : LIQUID, BSE Code: 543946)

Instruments	Indicative allocations (% of total assets)	
	Minimum	Maximum
Securities included in the Nifty 1D Rate Index (TREPS)	95%	100%
Units of Liquid schemes, Money Market Instruments* (with maturity not exceeding 91 days), cash & cash equivalents	0%	5%

\*Money Market Instruments will include only treasury bills and government securities having a residual maturity upto one year, Tri-party Repo on government securities or T-bills and any other like instruments as specified by the Reserve Bank of India from time to time. @Pursuant to notice cum addendum no. 54/2024, the name of scheme of Mirae Asset Mutual Fund has been changed with effect from October 23, 2024.

## ASSET ALLOCATION

### Mirae Asset Nifty 1D Rate Liquid ETF-Growth (NSE Symbol : LIQUIDPLUS, BSE Code: 544284)

Instruments	Indicative allocations (% of total assets)	
	Minimum	Maximum
Securities included in the Nifty 1D Rate Index	95%	100%
Units of Liquid schemes, Money Market Instruments (with maturity not exceeding 91 days), cash & cash equivalents	0%	5%

### Mirae Asset Diversified Equity Allocator Passive FOF#

Instruments	Indicative allocations (% of total assets)	
	Minimum	Maximum
Units of domestic Equity Exchange Traded Funds (ETFs)	95%	100%
Money market instruments / debt securities, Instruments and/or units of debt/liquid schemes of domestic Mutual Funds	0%	5%

# Pursuant to notice cum addendum no. 29/2025, the name of scheme of Mirae Asset Mutual Fund has been changed with effect from May 06, 2025.

### Mirae Asset Nifty 100 ESG Sector Leaders Fund of Fund

Instruments	Indicative allocations (% of total assets)	
	Minimum	Maximum
Units of Mirae Asset Nifty 100 ESG Sector Leaders ETF	95%	100%
Money market instruments / debt securities, Instruments and/or units of debt/liquid schemes of domestic Mutual Funds	0%	5%

### Mirae Asset NYSE FANG + ETF Fund of Fund

Instruments	Indicative allocations (% of total assets)	
	Minimum	Maximum
Units of Mirae Asset NYSE FANG+ ETF	95%	100%
Money market instruments / debt securities, Instruments and/or units of debt/liquid schemes of domestic Mutual Funds	0%	5%

### MIRAE ASSET S&P 500 TOP 50 ETF FUND OF FUND

Instruments	Indicative allocations (% of total assets)	
	Minimum	Maximum
Units of Mirae Asset S&P 500 Top 50 ETF	95%	100%
Money market instruments / debt securities, Instruments and/or units of debt/liquid schemes of domestic Mutual Funds	0%	5%

### Mirae Asset Hang Seng TECH ETF Fund of Fund

Instruments	Indicative allocations (% of total assets)	
	Minimum	Maximum
Units of Mirae Asset Hang Seng TECH ETF	95%	100%
Money market instruments / debt securities, Instruments and/or units of debt/liquid schemes of domestic Mutual Funds	0%	5%

### Mirae Asset Nifty India Manufacturing ETF Fund of Fund

Instruments	Indicative allocations (% of total assets)	
	Minimum	Maximum
Units of Mirae Asset Nifty India Manufacturing ETF	95%	100%
Money market instruments / debt securities, Instruments and/or units of debt/liquid schemes of domestic Mutual Funds	0%	5%

### Mirae Asset Global X Artificial Intelligence & Technology ETF Fund of Fund

Instruments	Indicative allocations (% of total assets)	
	Minimum	Maximum
Units of Global X Artificial Intelligence & Technology ETF	95%	100%
Money market instruments including Tri Party REPO/ debt securities	0%	5%

### Mirae Asset Global Electric & Autonomous Vehicles Equity Passive FOF#

Instruments	Indicative allocations (% of total assets)	
	Minimum	Maximum
Units of overseas equity Exchange Traded Funds\$	95%	100%
Money market instruments including Tri Party REPO/ debt securities, Units of debt/liquid schemes of domestic Mutual Funds	0%	5%

\$ The scheme may invest in multiple ETFs which are listed in different countries and tracks various companies which are involved in development of Electric & Autonomous Vehicles and related technology, components and materials across geographies. \*The Scheme may invest in the schemes of Mutual Funds (including ETFs) in accordance with the applicable extant SEBI (Mutual Funds) Regulations as amended from time to time. # Pursuant to notice cum addendum no. 29/2025, the name of scheme of Mirae Asset Mutual Fund has been changed with effect from May 06, 2025.

### Mirae Asset Nifty Smallcap 250 Momentum Quality 100 ETF Fund Of Fund

Instruments	Indicative allocations (% of total assets)	
	Minimum	Maximum
Units of Mirae Asset Nifty Smallcap 250 Momentum Quality 100 ETF	95%	100%
Money market instruments / debt securities, Instruments and/or units of debt/liquid schemes of domestic Mutual Funds	0%	5%

### Mirae Asset Nifty Midsmallcap400 Momentum Quality 100 ETF Fund Of Fund

Instruments	Indicative allocations (% of total assets)	
	Minimum	Maximum
Units of Mirae Asset Nifty MidSmallcap400 Momentum Quality 100 ETF	95%	100%
Money market instruments / debt securities, Instruments and/or units of debt/liquid schemes of domestic Mutual Funds.	0%	5%

### Mirae Asset Nifty 200 Alpha 30 ETF Fund of Fund

Instruments	Indicative allocations (% of total assets)	
	Minimum	Maximum
Units of Mirae Asset Nifty200 Alpha 30 ETF	95%	100%
Money market instruments / debt securities, Instruments and/or units of debt/liquid schemes of domestic Mutual Funds.	0%	5%

## ASSET ALLOCATION

### Mirae Asset Gold ETF Fund Of Fund

Instruments	Indicative allocations (% of total assets)	
	Minimum	Maximum
Units of Mirae Asset Gold ETF*	95%	100%
Money market instruments** including Tri Party REPO/ debt securities, Instruments and/or units of debt/liquid schemes of domestic Mutual Funds	0%	5%

\*includes physical Gold and other gold related instruments\* which may be permitted by Regulator from time to time. Exchange Traded Commodity Derivatives (ETCDs) having gold as the underlying shall be considered as 'gold related instrument' for Gold ETF. Further, "Gold Monetization Scheme" (GMS) of Banks shall be considered as 'gold related instrument' \*\*Money Market Instruments will include TREPS, Commercial Paper, Certificates of Deposit, Treasury Bills, Bills Rediscounting, Repos, short-term Government securities and any other such short-term instruments as may be allowed under the regulations prevailing from time to time.

### Mirae Asset Nifty LargeMidcap 250 Index Fund

Instruments	Indicative allocations (% of total assets)	
	Minimum	Maximum
Equity Securities covered by Nifty LargeMidcap 250 Total Return Index	95%	100%
Money market instruments / debt securities, Instruments and/or units of debt/liquid schemes of domestic Mutual Funds	0%	5%

### Mirae Asset Nifty 50 Index Fund

Instruments	Indicative allocations (% of total assets)	
	Minimum	Maximum
Equity Securities covered by Nifty 50 Total Return Index	95%	100%
Money market instruments / debt securities, Instruments and/or units of debt/liquid schemes of domestic Mutual Funds	0%	5%

### Mirae Asset Nifty Total Market Index Fund

Instruments	Indicative allocations (% of total assets)	
	Minimum	Maximum
Equity Securities covered by Nifty Total Market Total Return Index	95%	100%
Money market instruments / debt securities, Instruments and/or units of debt/liquid schemes of domestic Mutual Funds	0%	5%

### Mirae Asset Nifty SDL Jun 2027 Index Fund

Instruments	Indicative allocations (% of total assets)	
	Minimum	Maximum
#State Development Loans (SDLs) representing Nifty SDL Jun 2027 Index	95%	100%
Money Market instruments (Treasury Bills, Government Securities and Tri-party Repo on government securities or T-bills Only)*	0%	5%

\*Money Market Instruments will include only treasury bills and government securities having a residual maturity upto one year, Tri-party Repo on government securities or T-bills and any other like instruments as specified by the Reserve Bank of India from time to time. #Pursuant to clause 4.5 SEBI master circular dated March 20, 2026 on development of passive funds

### Mirae Asset Crisil IBX Gilt Index - April 2033 Index Fund

Instruments	Indicative allocations (% of total assets)	
	Minimum	Maximum
Government Securities (G-Secs) representing CRISIL IBX Gilt Index - April 2033	95%	100%
Money market instruments and/or units of debt/ liquid schemes of domestic Mutual Funds*	0%	5%

\*Money Market Instruments will include only treasury bills and government securities having a residual maturity upto one year, Tri-party Repo on government securities or T-bills and any other like instruments as specified by the Reserve Bank of India from time to time.

### Mirae Asset Nifty SDL June 2028 Index Fund

Instruments	Indicative allocations (% of total assets)	
	Minimum	Maximum
State Development Loans (SDLs), Government securities, TREPs on Government Securities, Treasury bills	95%	100%
Money Market instruments (Treasury Bills, Government Securities and Tri-party Repo on government securities or T-bills Only)*	0%	5%

\*Money Market Instruments will include only treasury bills and government securities having a residual maturity upto one year, Tri-party Repo on government securities or T-bills and any other like instruments as specified by the Reserve Bank of India from time to time.

### Mirae Asset Nifty India New Age Consumption ETF (NSE Symbol: CONSUMER , BSE Scrip Code: 544323)

Instruments	Indicative allocations (% of total assets)	
	Minimum	Maximum
Securities included in Nifty India New Age Consumption Index	95%	100%
Money market instruments* including Tri Party REPO/ debt securities, Instruments and/or units of debt/liquid schemes of domestic Mutual Funds	0%	5%

\*Money Market Instruments will include TREPS, Commercial Paper, Certificates of Deposit, Treasury Bills, Bills Rediscounting, Repos, short-term Government securities and any other such short-term instruments as may be allowed under the regulations prevailing from time to time.

### Mirae Asset Nifty India New Age Consumption ETF Fund of Fund

Instruments	Indicative allocations (% of total assets)	
	Minimum	Maximum
Units of Mirae Asset Nifty India New Age Consumption ETF	95%	100%
Money market instruments / debt securities, Instruments and/or units of debt/liquid schemes of domestic Mutual Funds	0%	5%

### Mirae Asset BSE 200 Equal Weight ETF

Instruments	Indicative allocations (% of total assets)	
	Minimum	Maximum
Securities included in BSE 200 Equal Weight Index	95%	100%
Money market instruments* including Tri Party REPO/ debt securities, Instruments and/or units of debt/liquid schemes of domestic Mutual Funds.	0%	5%

\*Money Market Instruments will include TREPS, Commercial Paper, Certificates of Deposit, Treasury Bills, Bills Rediscounting, Repos, short-term Government securities and any other such short-term instruments as may be allowed under the regulations prevailing from time to time.

### Mirae Asset BSE 200 Equal Weight ETF Fund of Fund

Instruments	Indicative allocations (% of total assets)	
	Minimum	Maximum
Units of Mirae Asset BSE 200 Equal Weight ETF	95%	100%
Money market instruments / debt securities, Instruments and/or units of debt/liquid schemes of domestic Mutual Funds	0%	5%

### Mirae Asset BSE Select IPO ETF

Instruments	Indicative allocations (% of total assets)	
	Minimum	Maximum
Securities included in BSE Select IPO Index	95%	100%
Money market instruments* including Tri Party REPO/ debt securities, Instruments and/or units of debt/liquid schemes of domestic Mutual Funds.	0%	5%

\*Money Market Instruments will include TREPS, Commercial Paper, Certificates of Deposit, Treasury Bills, Bills Rediscounting, Repos, short-term Government securities and any other such short-term instruments as may be allowed under the regulations prevailing from time to time.

## ASSET ALLOCATION

### Mirae Asset BSE Select IPO ETF Fund of Fund

Instruments	Indicative allocations (% of total assets)	
	Minimum	Maximum
Units of Mirae Asset BSE Select IPO ETF	95%	100%
Money market instruments / debt securities, Instruments and/or units of debt/liquid schemes of domestic Mutual Funds	0%	5%

### Mirae Asset Nifty50 Equal Weight ETF

Instruments	Indicative allocations (% of total assets)	
	Minimum	Maximum
Securities included in Nifty50 Equal Weight Index	95%	100%
Money market instruments* including Tri Party REPO/ debt securities, Instruments and/or units of debt/liquid schemes of domestic Mutual Funds	0%	5%

\*Money Market Instruments will include TREPS, Commercial Paper, Certificates of Deposit, Treasury Bills, Bills Rediscounting, Repos, short-term Government securities and any other such short-term instruments as may be allowed under the regulations prevailing from time to time.

### Mirae Asset CRISIL-IBX Financial Services 9-12 Months Debt Index Fund

Instruments	Indicative allocations (% of total assets)	
	Minimum	Maximum
Securities forming part of CRISIL-IBX Financial Services 9-12 Months Debt Index	95%	100%
Cash and cash equivalents@	0%	5%

@As per SEBI letter no. SEBI/HO/IMD-II/DOF3/OW/P/2021/31487/1 dated November 03, 2021, Cash and Cash Equivalents will include following securities having residual maturity of less than 91 Days

### Mirae Asset Nifty India Internet ETF

Instruments	Indicative allocations (% of total assets)	
	Minimum	Maximum
Securities included in Nifty India Internet Index	95%	100%
Money market instruments* including Tri Party REPO/ debt securities, Instruments and/or units of debt/liquid schemes of domestic Mutual Funds.	0%	5%

\*Money Market Instruments will include TREPS, Commercial Paper, Certificates of Deposit, Treasury Bills, Bills Rediscounting, Repos, short-term Government securities and any other such short-term instruments as may be allowed under the regulations prevailing from time to time.

### Mirae Asset Multi Factor Passive FOF

Instruments	Indicative allocations (% of total assets)	
	Minimum	Maximum
Units of factor based domestic Equity Exchange Traded Funds (ETFs)	95%	100%
Money market instruments / debt securities, Instruments and/or units of debt/liquid schemes of domestic Mutual Funds	0%	5%

### Mirae Asset Gold Silver Passive FoF

Instruments	Indicative allocations (% of total assets)	
	Minimum	Maximum
Units of Mirae Asset Gold ETF and Mirae Asset Silver ETF	95%	100%
Money market instruments including Tri Party REPO/ debt securities, Instruments and/or units of debt/liquid schemes of domestic Mutual Funds	0%	5%

### Mirae Asset Nifty Smallcap 250 ETF

Instruments	Indicative allocations (% of total assets)	
	Minimum	Maximum
Securities included in Nifty Smallcap 250 Index	95%	100%
Money market instruments* including Tri Party REPO/ debt securities, Instruments and/or units of debt/liquid schemes of domestic Mutual Funds.	0%	5%

\*Money Market Instruments will include TREPS, Commercial Paper, Certificates of Deposit, Treasury Bills, Bills Rediscounting, Repos, short-term Government securities and any other such short-term instruments as may be allowed under the regulations prevailing from time to time.

### Mirae Asset Nifty Energy ETF

Instruments	Indicative allocations (% of total assets)	
	Minimum	Maximum
Securities included in Nifty Energy Index	95%	100%
Money market instruments* including Tri Party REPO/ debt securities, Instruments and/or units of debt/liquid schemes of domestic Mutual Funds.	0%	5%

\*Money Market Instruments will include TREPS, Commercial Paper, Certificates of Deposit, Treasury Bills, Bills Rediscounting, Repos, short-term Government securities and any other such short-term instruments as may be allowed under the regulations prevailing from time to time.

### Mirae Asset BSE 500 Dividend Leaders 50 ETF

Instruments	Indicative allocations (% of total assets)	
	Minimum	Maximum
Securities included in BSE 500 Dividend Leaders 50 Index	95%	100%
Money market instruments* including Tri Party REPO/ debt securities, Instruments and/or units of debt/liquid schemes of domestic Mutual Funds.	0%	5%

\*Money Market Instruments will include TREPS, Commercial Paper, Certificates of Deposit, Treasury Bills, Bills Rediscounting, Repos, short-term Government securities and any other such short-term instruments as may be allowed under the regulations prevailing from time to time.

### Mirae Asset Nifty Top 20 Equal Weight ETF

Instruments	Indicative allocations (% of total assets)	
	Minimum	Maximum
Securities included in Nifty Top 20 Equal Weight Index	95%	100%
Money market instruments* including Tri Party REPO/ debt securities, Instruments and/or units of debt/liquid schemes of domestic Mutual Funds.	0%	5%

\*Money Market Instruments will include TREPS, Commercial Paper, Certificates of Deposit, Treasury Bills, Bills Rediscounting, Repos, short-term Government securities and any other such short-term instruments as may be allowed under the regulations prevailing from time to time.

### Mirae Asset BSE India Defence ETF

Instruments	Indicative allocations (% of total assets)	
	Minimum	Maximum
Securities included in BSE India Defence Index	95%	100%
Money market instruments* including Tri Party REPO/ debt securities, Instruments and/or units of debt/liquid schemes of domestic Mutual Funds.	0%	5%

\*Money Market Instruments will include TREPS, Commercial Paper, Certificates of Deposit, Treasury Bills, Bills Rediscounting, Repos, short-term Government securities and any other such short-term instruments as may be allowed under the regulations prevailing from time to time.

### Mirae Asset BSE India Defence ETF FOF

Instruments	Indicative allocations (% of total assets)	
	Minimum	Maximum
Units of Mirae Asset BSE India Defence ETF	95%	100%
Money market instruments / debt securities, Instruments and/or units of debt/liquid schemes of domestic Mutual Funds	0%	5%

## ASSET ALLOCATION

### Mirae Asset Nifty 500 Healthcare ETF

Instruments	Indicative allocations (% of total assets)	
	Minimum	Maximum
Securities included in Nifty 500 Healthcare Index	95%	100%
Money market instruments* including Tri Party REPO/ debt securities, Instruments and/or units of debt/liquid schemes of domestic Mutual Funds.	0%	5%

\*Money Market Instruments will include TREPS, Commercial Paper, Certificates of Deposit, Treasury Bills, Bills Rediscounting, Repos, short-term Government securities and any other such short-term instruments as may be allowed under the regulations prevailing from time to time.

### Mirae Asset Nifty India Infrastructure & Logistics ETF

Instruments	Indicative allocations (% of total assets)	
	Minimum	Maximum
Securities included in Nifty India Infrastructure & Logistics Index	95%	100%
Money market instruments* including Tri Party REPO/ debt securities, Instruments and/or units of debt/liquid schemes of domestic Mutual Funds.	0%	5%

\*Money Market Instruments will include TREPS, Commercial Paper, Certificates of Deposit, Treasury Bills, Bills Rediscounting, Repos, short-term Government securities and any other such short-term instruments as may be allowed under the regulations prevailing from time to time.

### Mirae Asset Nifty Metal ETF FOF

Instruments	Indicative allocations (% of total assets)	
	Minimum	Maximum
Units of Mirae Asset Nifty Metal ETF	95%	100%
Money market instruments / debt securities, Instruments and/or units of debt/liquid schemes of domestic Mutual Funds	0%	5%

### Mirae Asset Nifty 500 Value 50 ETF


Instruments	Indicative allocations (% of total assets)	
	Minimum	Maximum
Securities included in Nifty 500 Value 50 Index	95%	100%
Money market instruments* including Tri Party REPO/ debt securities, Instruments and/or units of debt/liquid schemes of domestic Mutual Funds.	0%	5%

\*Money Market Instruments will include TREPS, Commercial Paper, Certificates of Deposit, Treasury Bills, Bills Rediscounting, Repos, short-term Government securities and any other such short-term instruments as may be allowed under the regulations prevailing from time to time.

### Mirae Asset Silver ETF FOF

Instruments	Indicative allocations (% of total assets)	
	Minimum	Maximum
Units of Mirae Asset Silver ETF	95%	100%
Money market instruments including Tri Party REPO/ debt securities, Instruments and/or units of debt/liquid schemes of domestic Mutual Funds	0%	5%

**Mutual Fund Investments are subject to market risks, read all scheme related documents carefully.**



A journey speaks volumes.  
Of determination, hard work  
and ambition. The path it  
takes to reach a destination,  
as it celebrates pure joy.

By touching hearts with  
new opportunities that  
could change lives. Where  
partnering and empowering  
is an honest commitment.

**For every dream, there is an investment.**

**Explore various asset class opportunities**

Equity Funds | Hybrid Funds | Fixed Income Funds | ETF | FOF | Index Funds


Contact your financial advisor or mutual fund distributor for details

Follow us on:       | [www.miraeassetmf.co.in](http://www.miraeassetmf.co.in)

USING THIS APP AIN'T  
ROCKET SCIENCE.

Download Mirae Asset Mutual Fund App  
and invest with us.

INSTALL NOW AND  
ENJOY THE JOURNEY!

 Download on the  
App Store



 Get it on  
Google Play



# MIRAE ASSET

Mutual Fund

Follow us on:      

 [customercare@miraeasset.com](mailto:customercare@miraeasset.com)

 1800-2090-777 (Toll Free) Mon-Sat: 9 a.m. to 6 p.m.

 [www.miraeassetmf.co.in](http://www.miraeassetmf.co.in)

 Contact your Financial advisor or Mutual Fund Distributor for details.

**Mutual Fund investments are subject to market risks, read all scheme related documents carefully.**