MIRAE ASSET
Mutual Fund

Filtered on Factors!

100 smallcap stocks.
Each, carefully selected on the basis of:

Liquidity:
Exclude stocks with low volume and higher instance of price circuits

Quality:
Higher profitability and efficiency (RoE), Higher stability (Low EPS Variability), Lower Leverage (Low D/E Ratio)

Momentum:
Higher 6 month and 12 month risk adjusted returns

Invest in

Mirae Asset Nifty Smallcap 250 Momentum Quality 100 ETF

(NSE: SMALLCAP BSE: 544130)

(An open-ended scheme replicating/tracking Nifty Smallcap 250 Momentum Quality 100 Total Return Index)

Invest in

Mirae Asset Nifty Smallcap 250 Momentum Quality 100 ETF Fund Of Fund

(An open-ended fund of fund scheme investing in units of Mirae Asset Nifty Smallcap 250 Momentum Quality 100 ETF)

Passive Factsheet, May 2025

Mirae Asset ETF is a part of Mirae Asset Mutual Fund and is used for Exchange Traded Funds managed by Mirae Asset Investment Managers (India) Private Limited.

Mutual Fund investments are subject to market risks, read all scheme related documents carefully.

INDEX

MIRAE ASSET Mutual Fund

CONTENT	PAGE NO
How to read a Mutual Fund Factsheet?	4
Passive Funds Positioning	7
Passive Funds Offering	8
Spotlight of the Month	9
ETF Snapshot	10
ETF FUNDS	
Mirae Asset Nifty 50 ETF (NSE Symbol: NIFTYETF , BSE Scrip Code: 542131)	11
Mirae Asset Nifty Next 50 ETF (NSE Symbol: NEXT50 , BSE Scrip Code: 542922)	12
Mirae Asset Nifty Financial Services ETF (NSE Symbol: BFSI , BSE Scrip Code: 543323)	13
Mirae Asset Nifty India Manufacturing ETF (NSE Symbol: MAKEINDIA , BSE Scrip Code: 543454)	14
Mirae Asset Nifty Midcap 150 ETF (NSE Symbol: MIDCAPETF , BSE Scrip Code:543481)	15
Mirae Asset Nifty 100 Low Volatility 30 ETF (NSE Symbol: LOWVOL , BSE Scrip Code: 543858)	16
Mirae Asset BSE Sensex ETF* (Formerly Known as Mirae Asset S&P BSE Sensex ETF) (NSE Symbol: SENSEXETF , BSE Scrip Code: 543999)	17
Mirae Asset Nifty 200 Alpha 30 ETF (NSE Symbol: ALPHAETF , BSE Scrip Code: 544007)	18
Mirae Asset Nifty Smallcap 250 Momentum Quality 100 ETF (NSE Symbol: SMALLCAP , BSE Scrip Code: 544130)	19
Mirae Asset Nifty MidSmallcap400 Momentum Quality 100 ETF (NSE Symbol: MIDSMALL , BSE Scrip Code: 544180)	20
Mirae Asset Nifty500 Multicap 50:25:25 ETF (NSE Symbol: MULTICAP , BSE Scrip Code: 544241)	21
Mirae Asset Nifty India New Age Consumption ETF (NSE Symbol: CONSUMER , BSE Scrip Code: 544323)	22
Mirae Asset BSE 200 Equal Weight ETF (NSE Symbol: EQUAL200 , BSE Scrip Code: 544377)	23
Mirae Asset BSE Select IPO ETF (NSE Symbol: SELECTIPO , BSE Scrip Code: 544376)	24
Mirae Asset Nifty 100 ESG Sector Leaders ETF (NSE Symbol: ESG , BSE Scrip Code: 543246)	25
Mirae Asset NYSE FANG + ETF (NSE Symbol: MAFANG , BSE Scrip Code: 543291)	26
Mirae Asset S&P 500 TOP 50 ETF (NSE Symbol: MASPTOP50 , BSE Scrip Code: 543365)	27
Mirae Asset Hang Seng TECH ETF (NSE Symbol: MAHKTECH , BSE Scrip Code: 543414)	28
Mirae Asset Nifty Bank ETF (NSE Symbol: BANKETF , BSE Scrip Code: 543944)	29
Mirae Asset Nifty IT ETF (NSE Symbol: ITETF , BSE Scrip Code: 544006)	30
Mirae Asset Nifty EV and New Age Automotive ETF (NSE Symbol: EVINDIA , BSE Scrip Code: 544212)	31
Mirae Asset Nifty PSU Bank ETF (NSE Symbol: BANKPSU , BSE Scrip Code: 544266)	32
Mirae Asset Nifty Metal ETF (NSE Symbol: METAL , BSE Scrip Code: 544268)	33
Mirae Asset Gold ETF (NSE Symbol: GOLDETF , BSE Scrip Code: 543781)	34
Mirae Asset Silver ETF (NSE Symbol: SILVRETF , BSE Scrip Code: 543922)	35
Mirae Asset Nifty 8-13 yr G-Sec ETF (NSE Symbol: GSEC10YEAR , BSE Scrip Code: 543875)	36
Mirae Asset Nifty 1D Rate Liquid ETF - IDCW** (Formerly Known as Mirae Asset Nifty 1D Rate Liquid ETF) (NSE Symbol: LIQUID , BSE Scrip Code: 543946)	37
Mirae Asset Nifty 1D Rate Liquid ETF - Growth (NSE Symbol: LIQUIDPLUS , BSE Scrip Code: 544284)	38
FOF FUNDS	
Mirae Asset Diversified Equity Allocator Passive FOF^ (Formerly Known as Mirae Asset Equity Allocator Fund of Fund)	39
Mirae Asset Nifty 100 ESG Sector Leaders Fund of Fund	40
Mirae Asset NYSE FANG + ETF Fund of Fund	41
Mirae Asset S&P 500 TOP 50 ETF Fund of Fund	42
Mirae Asset Hang Seng TECH ETF Fund of Fund	43
Mirae Asset Nifty India Manufacturing ETF Fund of Fund	44
Mirae Asset Global X Artificial Intelligence & Technology ETF Fund of Fund	45
Mirae Asset Global Electric & Autonomous Vehicles Equity Passive FOF^ (Formerly Known as Mirae Asset Global Electric & Autonomous Vehicles ETFs Fund of Fund)	46
Mirae Asset Nifty Smallcap 250 Momentum Quality 100 ETF Fund Of Fund	47
Mirae Asset Nifty MidSmallcap400 Momentum Quality 100 ETF Fund of Fund	48
Mirae Asset Nifty 200 Alpha 30 ETF Fund of Fund	49
Mirae Asset Gold ETF Fund of Fund	50
Mirae Asset Nifty India New Age Consumption ETF Fund of Fund	51
Mirae Asset BSE 200 Equal Weight ETF Fund of Fund	52
Mirae Asset BSE Select IPO ETF Fund of Fund	53
INDEX FUNDS	
Mirae Asset Nifty LargeMidcap 250 Index Fund	54
Mirae Asset Nifty 50 Index Fund	55
Mirae Asset Nifty Total Market Index Fund	56
Mirae Asset Nifty SDL Jun 2027 Index Fund	57
Mirae Asset Crisil IBX Gilt Index - April 2033 Index Fund	58
Mirae Asset Nifty AAA PSU Bond Plus SDL Apr 2026 50:50 Index Fund	59
Mirae Asset Nifty SDL June 2028 Index Fund	60
Performance of Underlying Indices	61
SIPs of Underlying Indices	62
Tax Reckoner	63
Glossary	65
Fund Facts	66
Fund Performance	84
Riskometer	98
PRC Matrix	99
Disclaimer	100
Asset Allocation	101

*Pursuant to notice cum addendum no. 28/2024, the name of scheme of Mirae Asset Mutual Fund has been changed with effect from June 01, 2024.
**Pursuant to notice cum addendum no. 54/2024, the name of scheme of Mirae Asset Mutual Fund has been changed with effect from October 23, 2024.
^ Pursuant to notice cum addendum no. 29/2025, the name of scheme of Mirae Asset Mutual Fund has been changed with effect from May 06, 2025.

How to read a Mutual Fund Factsheet?

MIRAE ASSET Mutual Fund

Know how your money is managed

The benefits of investing in mutual funds are well known. However, buying them on face value is not enough. Investors should know how their money is managed. They should research as much as possible on a scheme's strategy, performance, risks involved and how the money is invested. Many investors shy away from this exercise as they consider it cumbersome. To make life easy for investors, mutual funds disclose a fund factsheet which details the quintessential information required before investing.

The factsheet is a concise document with a plethora of information about how the fund is managed; it is disclosed on a monthly basis. This article tries to decode the factsheet and explains how investors should use it for making investment decisions.

Five things to look out for in mutual fund factsheets

Basic information

The factsheet provides all the general information on the fund – its objective or philosophy, options (growth or dividend), plans (direct and regular), net asset value (NAV) of each plan, minimum investment amount, systematic features (SIP, SWP, STP) and assets under management (AUM) data.

It is important to know about the fund's exit load, as it gets deducted from total gains if the investor exits during a specific period after investment. It is a small penalty charged on prevailing NAV to discourage premature redemption. Different schemes have different exit loads, while few such as Overnight fund generally do not have exit load. Some funds have a fixed exit load and some have a tiered structure. For instance, a fund may have nil exit load if the investor withdraws up to 10% of units per year. For units more than 10%, it charges 3% for exit before 12 months, 2% for exit before 24 months, 1% for exit before 36 months and nil after that.

Investors should look out for the fund's product labeling and riskometer. Product labeling underlines product suitability for investors. It tells about ideal investment time frame required to benefit from the fund and where it invests. Riskometer is a presentation that helps investors measure the risk associated with the fund. It presents six levels of risks - low, Low to Moderate, moderate, moderately High, High and Very High. Since an equity fund typically has high risk involved, needle of the scale points towards moderately high /high, suggesting the fund is meant for investors with a high risk-taking appetite. Examples of equity and liquid funds are listed below:

Equity Fund

Product Labeling	**This product is suitable for investors who are seeking:** • Growth of capital in the long term • Investment predominantly in equity and equity-related instruments	**Riskometer** 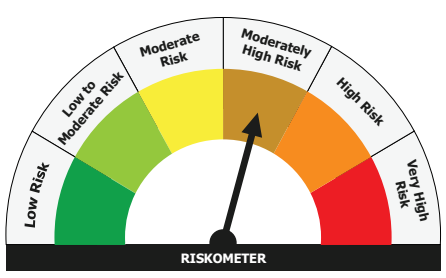 **The risk of the benchmark is Moderately High**

Debt Fund

Product Labeling	**This product is suitable for investors who are seeking:** • Optimal returns in the short term • Investment in portfolio of short duration money market and debt instruments	**Riskometer** 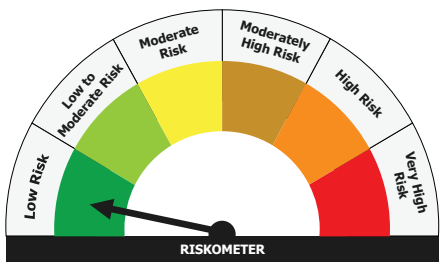 **The risk of the scheme is Low**

The data used is for illustration purpose only.

Performance aspects

Although the past performance does not guarantee future trend, investors can get a broad idea on how a fund may perform in future. This section looks at the fund's performance (lump sum as well as SIP) across time frames and compares it with the fund's benchmark and a market benchmark. Many fund houses provide graphical representation of calendar year performance of funds along with standard SEBI prescribed performance tables.

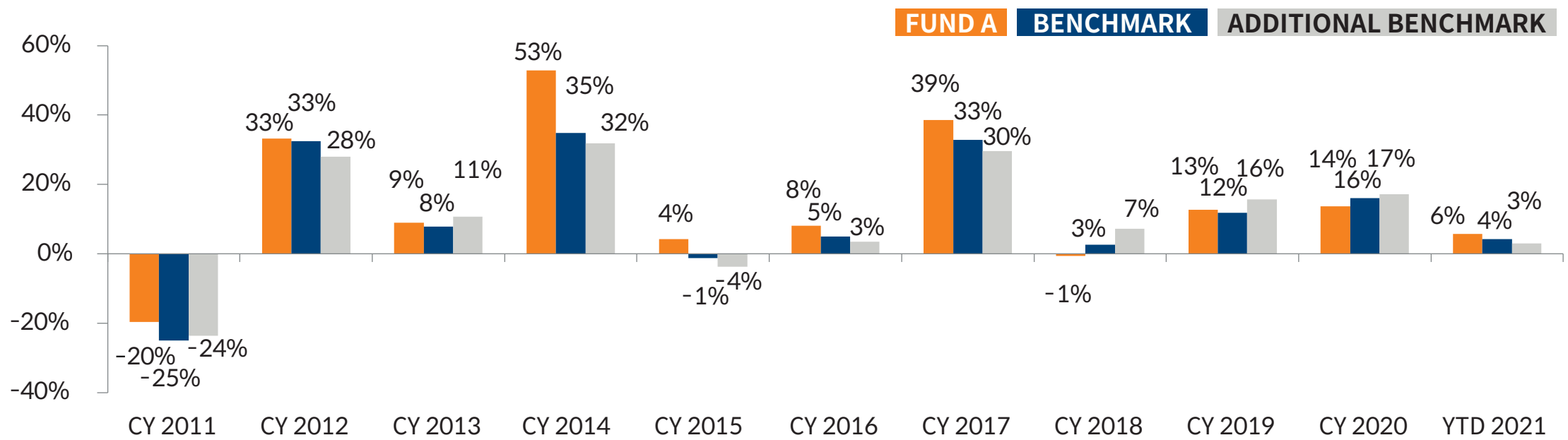

The data used is for illustration purpose only.

Performance Report

Period	Returns (CAGR %)			Value of ₹10000 invested (in ₹)		
	Fund A Return	Scheme benchmark*	Additional benchmark**	Fund A Return	Scheme benchmark*	Additional benchmark**
Last 1 year	28.32	22.47	16.88	-	-	-
Last 3 year	21.81	14.17	9.77	-	-	-
Last 5 year	19.76	13.08	11.21	-	-	-
Since Inception	16.63	8.61	7.59	39,891	21,025	19,305
NAV as on 31st March 2020	39.891					
Index Value (31st March 2020)	Index Value of Nifty 100 TRI is 3991.85 and Index value of BSE Sensex is 29620.50					
Date of allotment	4th April, 2008					
Scheme Benchmark	Nifty 100 TRI					
Additional Benchmark	**BSE Sensex					

The data used is for illustration purpose only.

SIP Performance

SIP Investment	Since Inception	7 Years	5 Years	3 Years	1 Year
Total Amount Invested (In ₹)	1,070,000	840,000	600,000	360,000	120,000
Mkt Value as of 31st March 2020 (In ₹)	2,613,431	1,603,717	997,343	458,533	136,171
Fund Return (%)	19.26%	18.15%	20.45%	16.38%	26.03%
Benchmark Return (%) (Nifty 100 TRI)	11.87%	11.57%	13.45%	10.96%	21.24%
Add. Benchmark Return (%) (BSE Sensex)	9.95%	9.31%	10.19%	7.02%	16.72%

The data used is for illustration purpose only.

Fund manager details

In an investment voyage, mutual fund is the ship and fund manager is the sailor. Success of the voyage depends on the manager's expertise. Hence, it is imperative to know the fund manager well.

The factsheet provides information on the manager's experience and qualification. You can find out their track record by reviewing the performance of all schemes managed by them.

Portfolio aspects

Key portfolio attributes to look for in equity/ hybrid funds

Asset allocation

It highlights the exposure to different asset classes - equity, debt and cash - in a portfolio.

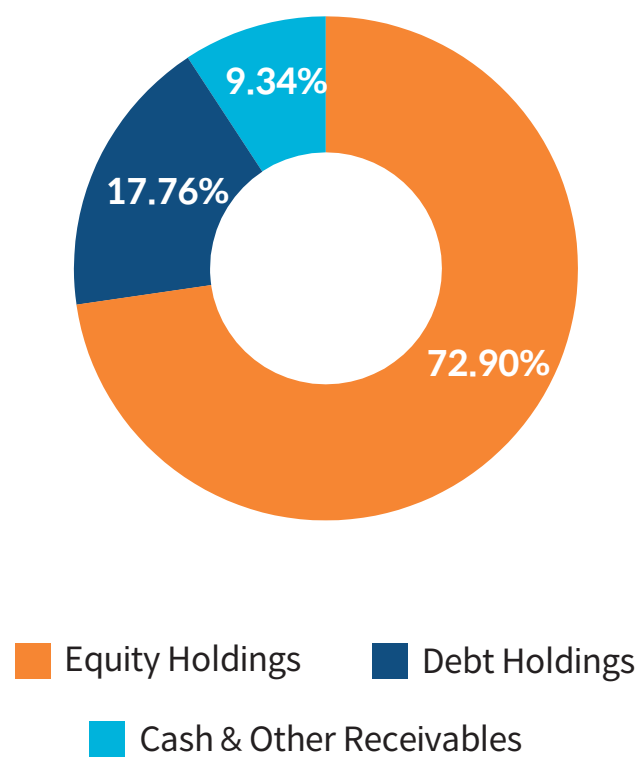

The data used is for illustration purpose only

Company and sector allocation

It informs investors about a fund's concentration level in sectors and stocks. An aggressive fund manager may have high concentration among fewer companies and sectors, which may not be appropriate for investors seeking diversification. Investors should check whether the fund has taken higher-than-prudent exposure to risker sectors or low quality stocks.

Portfolio Top 10 holdings	% Allocation
Equity Shares	
HDFC Bank Ltd	7.05%
ICICI Bank Ltd	6.34%
Larsen & Toubro Ltd	3.96%
IndusInd Bank Ltd	3.81%
State Bank of India	3.79%
HDFC Ltd	3.72%
Maruti Suzuki India Ltd	3.38%
Infosys Ltd	3.17%
Kotak Mahindra Bank Ltd	2.93%
ITC Ltd	2.91%
Other Equites	53.77%
Equity Holding Total	**94.83%**
Cash & Other Receivables	**5.17%**
Total	**100.00%**

Allocation - Top 10 Sectors

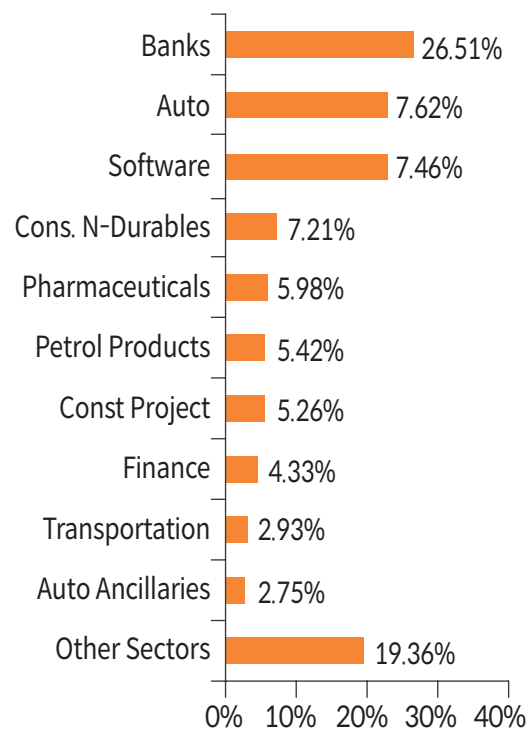

The data used is for illustration purpose only.

Key portfolio attributes to look for in debt funds

Credit quality profile

A debt fund's holdings are classified according to its credit ratings such as AAA, AA+, A1+ (given by credit rating agencies), etc.

Funds with higher exposure to AAA (top rated long-term debt) and A1+ (top rated short-term debt) have lower credit risk and higher credit quality.

Conservative investors should check whether the fund manager in order to boost performance is taking undue exposure to lower rated debt papers as they typically trade at higher yields but are exposed to high credit and liquidity risk vis-à-vis top rated papers.

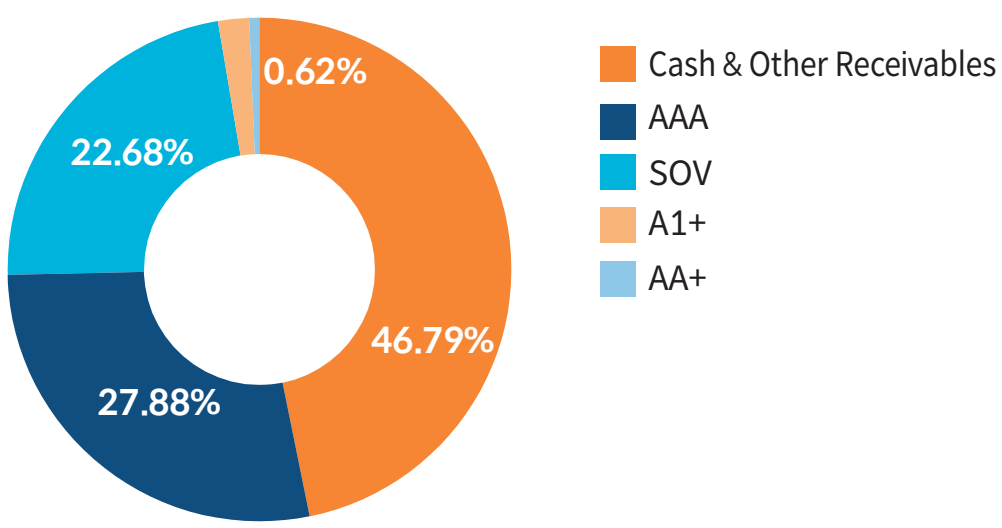

The data used is for illustration purpose only.

Instrument break-up

It highlights allocation to various debt instruments such as commercial papers (CPs), certificate of deposits (CDs), NCDs and bonds, gilts and cash equivalents.

Investors in shorter maturity debt funds such as liquid, ultra short term, short- term debt funds should check whether higher proportion has been allocated to shorter maturity instruments such as CPs and CDs. As long-term debt instruments such as gilts and bonds are typically more sensitive to interest rate changes compared with CPs and CDs, higher exposure to former instruments by liquid or ultra-short term may result in high risk.

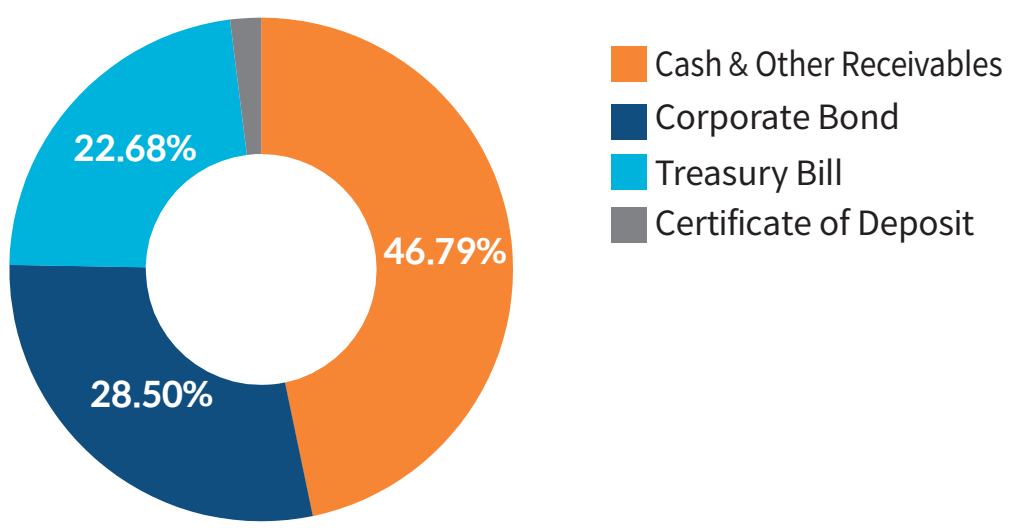

The data used is for illustration purpose only.

Passive Products of Mirae Asset

AUM by Product Category

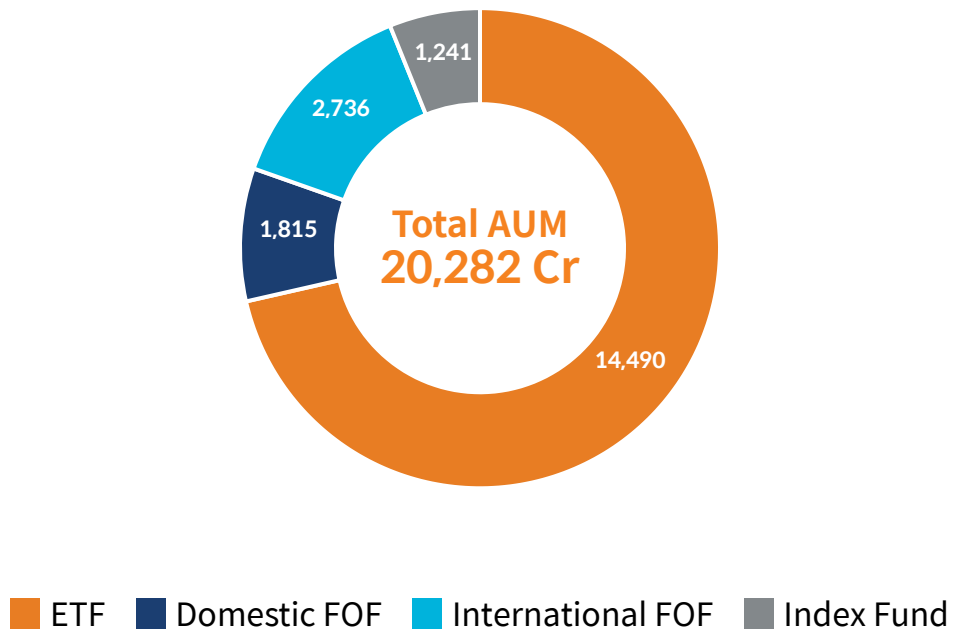

Our Domestic Fund of Funds invest in underlying ETFs managed by Mirae Asset.

Growth Trends of ETF AUM

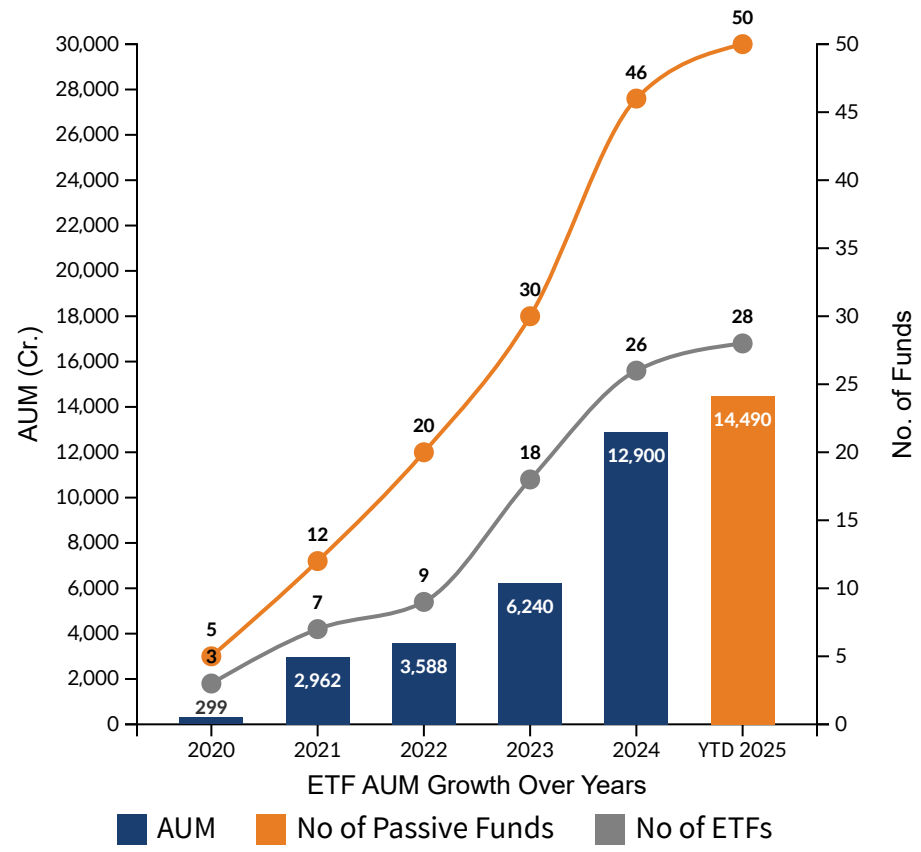

Mirae Asset ETF advantages on exchange

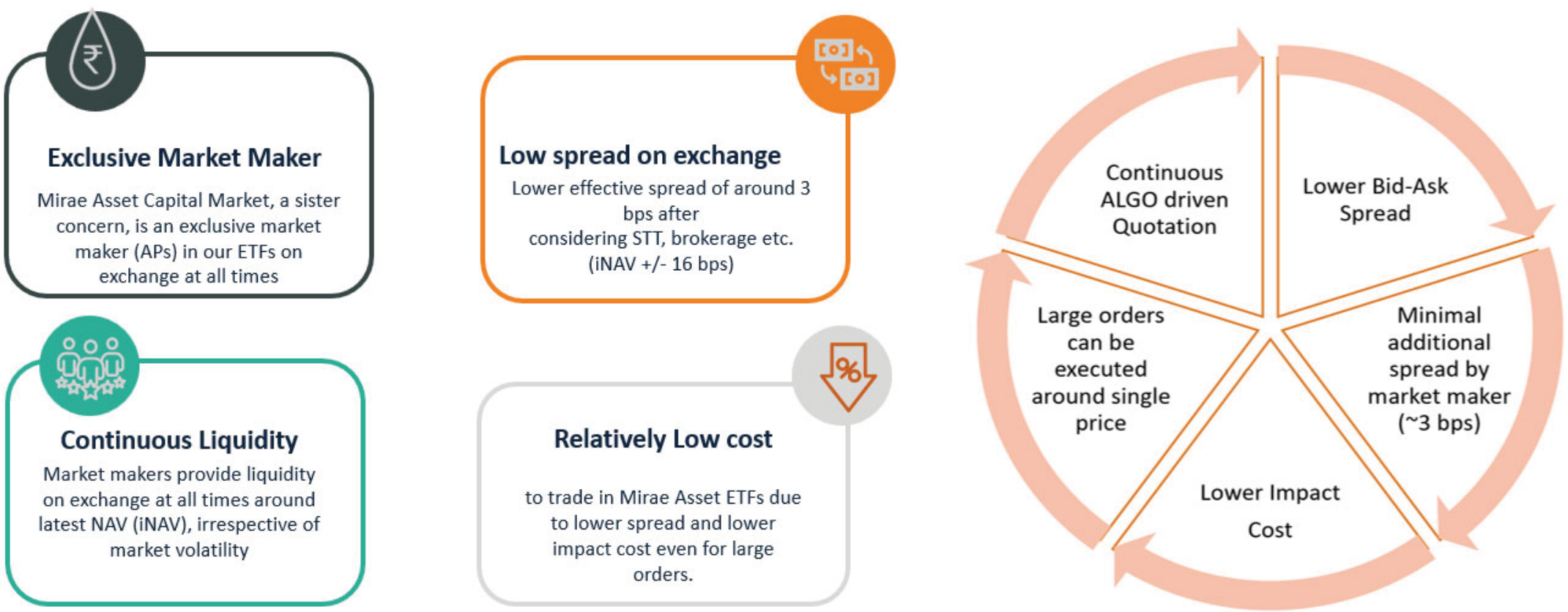

Our Passive Fund Offerings

Domestic broad based offerings	• Mirae Asset Nifty 50 ETF • Mirae Asset Nifty Next 50 ETF • Mirae Asset Nifty Midcap 150 ETF • Mirae Asset BSE Sensex ETF • Mirae Asset Nifty500 Multicap 50:25:25 ETF • Mirae Asset Diversified Equity Allocator Passive FOF • Mirae Asset Nifty LargeMidcap 250 Index Fund • Mirae Asset Nifty 50 Index Fund • Mirae Asset Nifty Total Market Index Fund
Thematic offerings	• Mirae Asset Nifty India Manufacturing ETF • Mirae Asset Nifty India New Age Consumption ETF • Mirae Asset BSE Select IPO ETF • Mirae Asset Nifty 100 ESG Sector Leaders ETF • Mirae Asset Nifty EV and New Age Automotive ETF • Mirae Asset Nifty 100 ESG Sector Leaders Fund of Fund • Mirae Asset Nifty India Manufacturing ETF Fund of Fund • Mirae Asset Gold ETF Fund of Fund • Mirae Asset Nifty India New Age Consumption ETF Fund of Fund • Mirae Asset BSE Select IPO ETF Fund of Fund
Smart-Beta offerings	• Mirae Asset Nifty 100 Low Volatility 30 ETF • Mirae Asset Nifty 200 Alpha 30 ETF • Mirae Asset Nifty Smallcap 250 Momentum Quality 100 ETF • Mirae Asset Nifty MidSmallcap400 Momentum Quality 100 ETF • Mirae Asset BSE 200 Equal Weight ETF • Mirae Asset Nifty Smallcap 250 Momentum Quality 100 ETF Fund Of Fund • Mirae Asset Nifty MidSmallcap400 Momentum Quality 100 ETF Fund of Fund • Mirae Asset Nifty 200 Alpha 30 ETF Fund of Fund • Mirae Asset BSE 200 Equal Weight ETF Fund of Fund
Sectorial offerings	• Mirae Asset Nifty Financial Services ETF • Mirae Asset Nifty Bank ETF • Mirae Asset Nifty IT ETF • Mirae Asset Nifty PSU Bank ETF • Mirae Asset Nifty Metal ETF
Commodities offerings	• Mirae Asset Gold ETF • Mirae Asset Silver ETF
Debt offerings	• Mirae Asset Nifty 8-13 yr G-Sec ETF • Mirae Asset Nifty 1D Rate Liquid ETF - IDCW • Mirae Asset Nifty 1D Rate Liquid ETF - Growth • Mirae Asset Nifty SDL Jun 2027 Index Fund • Mirae Asset Crisil IBX Gilt Index - April 2033 Index Fund • Mirae Asset Nifty AAA PSU Bond Plus SDL Apr 2026 50:50 Index Fund • Mirae Asset Nifty SDL June 2028 Index Fund
International Offerings	• Mirae Asset NYSE FANG + ETF • Mirae Asset S&P 500 TOP 50 ETF • Mirae Asset Hang Seng TECH ETF • Mirae Asset NYSE FANG + ETF Fund of Fund • Mirae Asset S&P 500 TOP 50 ETF Fund of Fund • Mirae Asset Hang Seng TECH ETF Fund of Fund • Mirae Asset Global X Artificial Intelligence & Technology ETF Fund of Fund • Mirae Asset Global Electric & Autonomous Vehicles Equity Passive FOF

Spotlight: Funds of the month

Mirae Asset Nifty India New Age Consumption ETF & Fund of Fund

- Tax cut from Budget 2025 is expected to act as a catalyst for increase in consumer spending. We expect incremental share of discretionary spending to rise further over the long term in India.
- Recent market correction has started to provide a reasonable entry point as long-term outlook for discretionary consumption in India continues to remain constructive.
- Mirae Asset Nifty India New Age Consumption ETF and Fund of Fund is designed to represent industries/sector that are potentially aligned with the rise of spending on discretionary items, focusing on Consumer durables, Auto, E-commerce, Fintech, Tours and Travels, Real estate, AMC & Wealth management etc.
- Investor may invest in a staggered manner from a long term point of view.

Mirae Asset Nifty500 Multicap 50:25:25 ETF

- Balanced portfolio with reasonable participation in large caps (50%) along with Midcaps and Small caps (25% each), in the current market scenario seems ideal for core allocation and is provided by Nifty500 Multicap 50:25:25 Index.
- Instead of picking a certain market cap segment, investor may ideally prefer a product which participates in multiple segment of the market, so that he or she is taking advantage of the market correction and avoiding the hassle of picking one over the other.
- In current times, Mirae Asset Nifty500 Multicap 50:25:25 ETF which aims to provide broad exposure with reasonable exposure to different market cap segments, may be a simple yet powerful investment option.

Mirae Asset Nifty Smallcap 250 Momentum Quality 100 ETF & Fund of Fund

- The Nifty Smallcap 250 Momentum Quality 100 Index aims to track the performance of 100 small cap stocks which are selected based on the combination of momentum and quality factors from Nifty Smallcap 250 Index.
- Average 5 Yr. rolling return for Nifty Smallcap 250 Momentum Quality100 Index stands at 20.8% vis-à-vis 13.3% of Nifty Smallcap 250 Index.
- The parent Nifty Smallcap 250 Index touched its all-time high of 18,623 on 23rd Sep 2024. Since then, due to market correction, the index fell to 13,756 on 03rd March 2025. As on 30th April 2025, the index has recovered ~12% from its low, but continues to be ~ 18% down from its all-time high. While valuations remain elevated, they have come down due to correction. This provides potential opportunity to participate in this fund, via staggered or SIP route, with an ideal investment horizon of 5+ yrs.

SIP - Systematic Investment Plan | AMC - Asset Management Company

(Source: Data as on April 30, 2025, NSE Nifty indices, Bloomberg, Past performance may or may not sustain in future. The index return is in Total Return Variant The data shown above pertains to the index and does not in manner indicate performance of any scheme of the Fund Request you to consult your financial advisor or distributor before making investment Historical portfolio of the index has been created and rebalanced periodically based on market data present on those concerned historical periods, which is captured by the index portfolio changes and performance metrics No additional performance or portfolio assumptions have been made by the AMC Nifty Small Cap 250 Momentum Quality 100 Index launch date December 21 2023 Prior data is back tested data developed and vetted by NSE Indices)

ETF Snapshot

Scheme Name	Ticker	Net AUM (Rs Cr)	Allotment Date	Month End NAV	TER	Basket Size (For Direct - Transaction with AMC)
Mirae Asset Nifty 50 ETF (NSE Symbol: NIFTYETF , BSE Scrip Code: 542131)	NIFTYETF IN Equity	4,532.0500	20th Nov, 2018	₹ 260.1327	0.04%	50,000
Mirae Asset Nifty Next 50 ETF (NSE Symbol: NEXT50 , BSE Scrip Code: 542922)	NEXT50 IN Equity	635.1500	24th Jan, 2020	₹ 657.7493	0.06%	10,000
Mirae Asset Nifty Financial Services ETF (NSE Symbol: BFSI , BSE Scrip Code: 543323)	BFSI IN Equity	411.8100	30th Jul, 2021	₹ 26.7601	0.13%	3,00,000
Mirae Asset Nifty India Manufacturing ETF (NSE Symbol: MAKEINDIA , BSE Scrip Code: 543454)	MAKEINDI IN Equity	211.0200	27th Jan, 2022	₹ 136.6265	0.46%	50,000
Mirae Asset Nifty Midcap 150 ETF (NSE Symbol: MIDCAPETF , BSE Scrip Code:543481)	MIDCAPET IN Equity	992.3400	9th Mar, 2022	₹ 20.1483	0.06%	4,00,000
Mirae Asset Nifty 100 Low Volatility 30 ETF (NSE Symbol: LOWVOL , BSE Scrip Code: 543858)	LOWVOL IN Equity	42.1900	24th Mar, 2023	₹ 197.7922	0.34%	30,000
Mirae Asset BSE Sensex ETF (NSE Symbol: SENSEXETF , BSE Scrip Code: 543999)	MBSENSX IN Equity	19.9000	29th Sept, 2023	₹ 81.3971	0.05%	1,00,000
Mirae Asset Nifty 200 Alpha 30 ETF (NSE Symbol: ALPHAETF , BSE Scrip Code: 544007)	MIRANAL IN Equity	399.5000	20th Oct, 2023	₹ 23.3221	0.40%	2,00,000
Mirae Asset Nifty Smallcap 250 Momentum Quality 100 ETF (NSE Symbol: SMALLCAP , BSE Scrip Code: 544130)	MAS250MQ IN Equity	575.7200	23rd Feb, 2024	₹ 42.1533	0.39%	2,00,000
Mirae Asset Nifty MidSmallcap400 Momentum Quality 100 ETF (NSE Symbol: MIDSMALL , BSE Scrip Code: 544180)	MS400MQ IN Equity	323.8200	22nd May, 2024	₹ 46.0188	0.40%	2,00,000
Mirae Asset Nifty500 Multicap 50:25:25 ETF (NSE Symbol: MULTICAP , BSE Scrip Code: 544241)	MANM522 IN Equity	45.5600	30th Aug, 2024	₹ 15.1414	0.16%	6,00,000
Mirae Asset Nifty India New Age Consumption ETF (NSE Symbol: CONSUMER , BSE Scrip Code: 544323)	MANINAC IN Equity	25.4900	26th Dec, 2024	₹ 10.9089	0.33%	6,00,000
Mirae Asset BSE 200 Equal Weight ETF (NSE Symbol: EQUAL200 , BSE Scrip Code: 544377)	MIRAWRG IN Equity	14.6500	10th Mar, 2025	₹ 12.2986	0.34%	8,00,000
Mirae Asset BSE Select IPO ETF (NSE Symbol: SELECTIPO , BSE Scrip Code: 544376)	MIRAERG IN Equity	15.7900	10th Mar, 2025	₹ 44.0677	0.34%	1,00,000
Mirae Asset Nifty 100 ESG Sector Leaders ETF (NSE Symbol: ESG , BSE Scrip Code: 543246)	ESG IN Equity	119.3700	17th Nov, 2020	₹ 41.1425	0.41%	1,25,000
Mirae Asset NYSE FANG + ETF (NSE Symbol: MAFANG , BSE Scrip Code: 543291)	MFANGETF IN Equity	2,561.6000	6th May, 2021	₹ 103.5811	0.65%	2,00,000
Mirae Asset S&P 500 TOP 50 ETF (NSE Symbol: MASPTOP50 , BSE Scrip Code: 543365)	MA500TF IN Equity	736.8000	20th Sept, 2021	₹ 43.6950	0.60%	5,50,000
Mirae Asset Hang Seng TECH ETF (NSE Symbol: MAHKTECH , BSE Scrip Code: 543414)	MAHSTEC IN Equity	358.5600	6th Dec, 2021	₹ 18.5099	0.56%	8,00,000
Mirae Asset Nifty Bank ETF (NSE Symbol: BANKETF , BSE Scrip Code: 543944)	MABNKTF IN Equity	251.3600	20th Jul, 2023	₹ 555.0971	0.10%	10,000
Mirae Asset Nifty IT ETF (NSE Symbol: ITETF , BSE Scrip Code: 544006)	MANFYIT IN Equity	123.2800	20th Oct, 2023	₹ 36.8385	0.10%	1,20,000
Mirae Asset Nifty EV and New Age Automotive ETF (NSE Symbol: EVINDIA , BSE Scrip Code: 544212)	MANEVAA IN Equity	167.7400	10th Jul, 2024	₹ 27.2096	0.45%	1,50,000
Mirae Asset Nifty PSU Bank ETF (NSE Symbol: BANKPSU , BSE Scrip Code: 544266)	MAPSUBE IN Equity	40.0300	1st Oct, 2024	₹ 65.3401	0.18%	40,000
Mirae Asset Nifty Metal ETF (NSE Symbol: METAL , BSE Scrip Code: 544268)	MANMETF IN Equity	28.3000	3rd Oct, 2024	₹ 8.5882	0.27%	3,00,000
Mirae Asset Gold ETF (NSE Symbol: GOLDETF , BSE Scrip Code: 543781)	GOLDETF IN Equity	768.5600	20th Feb, 2023	₹ 92.2167	0.32%	1,10,000
Mirae Asset Silver ETF (NSE Symbol: SILVRETF , BSE Scrip Code: 543922)	SILVRETF IN Equity	84.9800	9th Jun, 2023	₹ 92.8464	0.35%	30,000
Mirae Asset Nifty 8-13 yr G-Sec ETF (NSE Symbol: GSEC10YEAR , BSE Scrip Code: 543875)	GSEC10YE IN Equity	90.9500	31st Mar, 2023	₹ 28.9522	0.10%	2,50,000
Mirae Asset Nifty 1D Rate Liquid ETF - IDCW (NSE Symbol: LIQUID , BSE Scrip Code: 543946)	MAN1DRL IN Equity	563.8700	27th Jul, 2023	₹ 1,000.0000	0.28%	2,500
Mirae Asset Nifty 1D Rate Liquid ETF - Growth (NSE Symbol: LIQUIDPLUS , BSE Scrip Code: 544284)	MAN1DRG IN Equity	350.5800	7th Nov, 2024	₹ 1,029.8427	0.16%	2,500

MIRAE ASSET NIFTY 50 ETF

NSE Symbol: NIFTYETF , BSE Scrip Code: 542131

(Exchange Traded Fund (ETF) - An open ended scheme replicating/tracking Nifty 50 Index)

Monthly Factsheet as on 30 April , 2025

Fund Information

Fund Managers@ :
Ms. Ekta Gala &
Mr. Ritesh Patel

Allotment Date :	20th November 2018
Benchmark:	Nifty 50 Index (TRI)
Net AUM (Cr.)	4,532.0504
Tracking Error Value ~ 1 Year Tracking Error is	0.03%
Exit Load:	Please refer page no.66
Plan Available:	The Scheme does not offer any Plans/Options for investment

Minimum Investment Amount
Market Maker: Application for subscription of Units directly with the Fund in Creation Unit Size at NAV based prices in exchange of Portfolio Deposit and Cash Component.
Large Investors: Minimum amount of ₹25 crores for transacting directly with the AMC.
Other investors (including Market Maker, Large Investors and Regulated Entities): Units of the Scheme can be subscribed (in lots of 1 Unit) during the trading hours on all trading days on the NSE and BSE on which the Units are listed.

On exchange (in multiple of 1 units) Directly with AMC or Market Maker (in multiple of 50,000 units)

Net Asset Value (NAV)

₹ 260.1327 (Per Unit)

Market Makers

Mirae Asset Capital Markets (India) Private Limited
East India Securities Limited
Kanjalochana Finserve Private Limited
Parwati Capital Market Private Limited
Vaibhav Stock & Derivatives Broking Private Limited
IRage Broking Services LLP^

Others

Live iNav is updated on Mirae Asset Mutual Fund website.
NSE Symbol: NIFTYETF
BSE Code: 542131
Bloomberg Code: NIFTYETF IN Equity
Reuters Code: MIRA.NS

Expense Ratio: 0.04%

Portfolio Top 10 Holdings

Equity Shares	
HDFC Bank Ltd.	13.30%
ICICI Bank Ltd.	9.15%
Reliance Industries Ltd.	8.65%
Infosys Ltd.	4.91%
Bharti Airtel Ltd.	4.54%
ITC Ltd.	3.60%
Larsen & Toubro Ltd.	3.56%
Tata Consultancy Services Ltd.	3.20%
Axis Bank Ltd.	3.08%
Kotak Mahindra Bank Ltd.	2.95%
Other Equities	43.04%
Equity Holding Total	**99.98%**
Cash & Other Receivables	**0.02%**
Total	**100.00%**

Allocation - Top 10 Sectors^

^Industrywise classification as recommended by AMFI

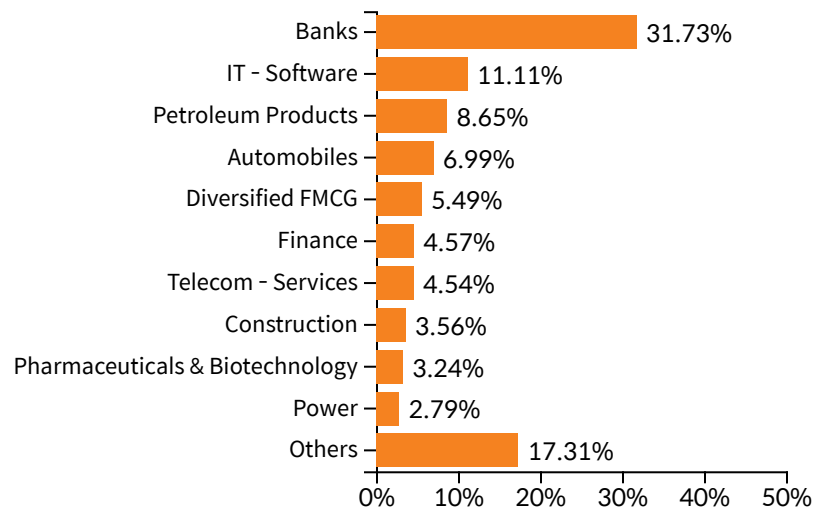

How to Trade in ETF ?

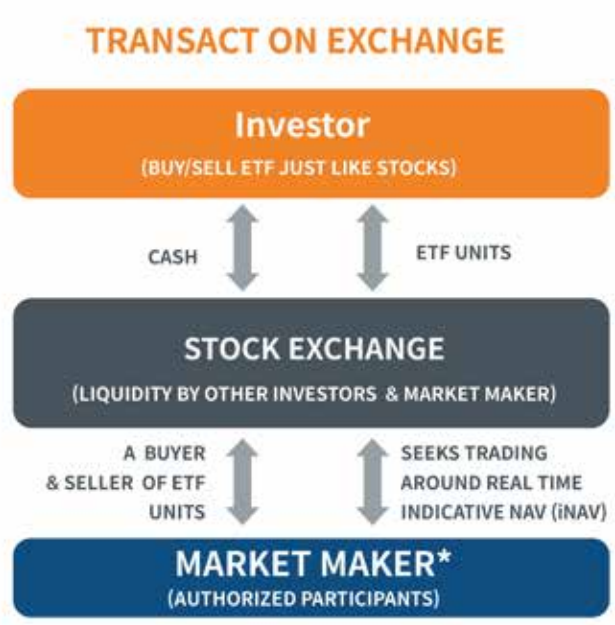

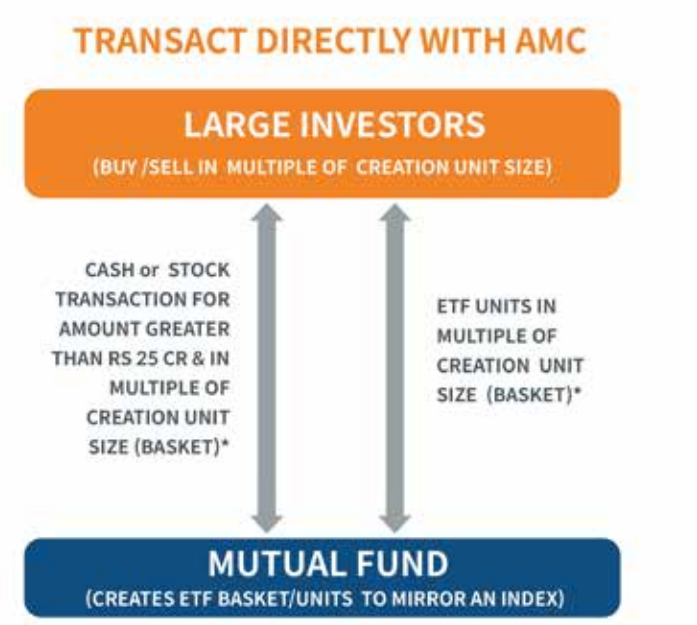

Performance Report

Period	Mirae Asset Nifty 50 ETF	Scheme Benchmark*
Last 1 Year	8.92%	9.01%
Last 3 Years	13.73%	13.80%
Last 5 Years	21.10%	21.16%
Since Inception	14.85%	14.98%
Value of Rs. 10000 invested (in Rs.) Since Inception	24,411	24,586
NAV as on 30th Apr, 2025	₹260.1327	
Index Value 30th Apr, 2025	Index Value of Scheme Benchmark is 36,274.8700	
Allotment Date	20th November 2018	
Scheme Benchmark	*Nifty 50 Index (TRI)	

Fund manager : Ms. Ekta Gala & Mr. Ritesh Patel managing the scheme since December 28, 2020 & March 12, 2025 respectively.
Note: Returns for 1 year and below are absolute returns, Returns above 1 year are CAGR- Compounded Annualized Growth returns.
Latest available NAV has been taken for return calculation wherever applicable

Past Performance may or may not be sustained in future.
Note: For computation of since inception returns (%) the allotment NAV has been taken as ₹106.56.
Note:1. The reference and details provided here in are of Regular Plan - Growth Option
@ Pursuant to notice cum addendum no. 14/2025, Fund Manager of the scheme has been changed with effect from March 12, 2025.
^Pursuant to notice cum addendum no. 22/2025, a Market Maker has been added w.e.f April 01, 2025.
The performance of other funds managed by the same fund manager is given in the respective page of the schemes and on page No. 84, 85, 86, 87, 88, 89, 91, 92, 93, 94, 95, 96

MIRAE ASSET NIFTY NEXT 50 ETF

NSE Symbol: NEXT50 , BSE Scrip Code: 542922

(Exchange Traded Fund (ETF) - An open ended scheme replicating/tracking Nifty Next 50 Total Return Index)

Monthly Factsheet as on 30 April , 2025

Fund Information

Fund Managers@ :
Ms. Ekta Gala &
Mr. Ritesh Patel

Allotment Date :	24th January 2020
Benchmark:	Nifty Next 50 Index (TRI)
Net AUM (Cr.)	635.1509
Tracking Error Value ~ 1 Year Tracking Error is	0.14%
Exit Load:	Please refer page no.66
Plan Available:	The Scheme does not offer any Plans/Options for investment

Minimum Investment Amount
Market Maker: Application for subscription of Units directly with the Fund in Creation Unit Size at NAV based prices in exchange of Portfolio Deposit and Cash Component.
Large Investors: Minimum amount of ₹25 crores for transacting directly with the AMC.
Other investors (including Market Maker, Large Investors and Regulated Entities): Units of the Scheme can be subscribed (in lots of 1 Unit) during the trading hours on all trading days on the NSE and BSE on which the Units are listed.

On exchange (in multiple of 1 units) Directly with AMC or Market Maker (in multiple of 10,000 units)

Net Asset Value (NAV)

₹ 657.7493 (Per Unit)

Market Makers

Mirae Asset Capital Markets (India) Private Limited
East India Securities Limited
Kanjalochana Finserve Private Limited
Parwati Capital Market Private Limited
Vaibhav Stock & Derivatives Broking Private Limited
IRage Broking Services LLP^

Others

Live iNav is updated on Mirae Asset Mutual Fund website.
NSE Symbol: NEXT50
BSE Code: 542922
Bloomberg Code: NEXT50 IN Equity
Reuters Code: MIRA.NS

Expense Ratio: 0.06%

Portfolio Top 10 Holdings

Equity Shares	
Interglobe Aviation Ltd.	4.56%
Hindustan Aeronautics Ltd.	3.78%
Divi's Laboratories Ltd.	3.42%
Vedanta Ltd.	3.15%
Varun Beverages Ltd.	3.10%
The Indian Hotels Company Ltd.	3.06%
Tata Power Company Ltd.	2.86%
Britannia Industries Ltd.	2.84%
Cholamandalam Investment & Finance Co. Ltd.	2.78%
TVS Motor Company Ltd.	2.78%
Other Equities	67.60%
Equity Holding Total	**99.93%**
Cash & Other Receivables	**0.07%**
Total	**100.00%**

Allocation - Top 10 Sectors^

^Industrywise classification as recommended by AMFI

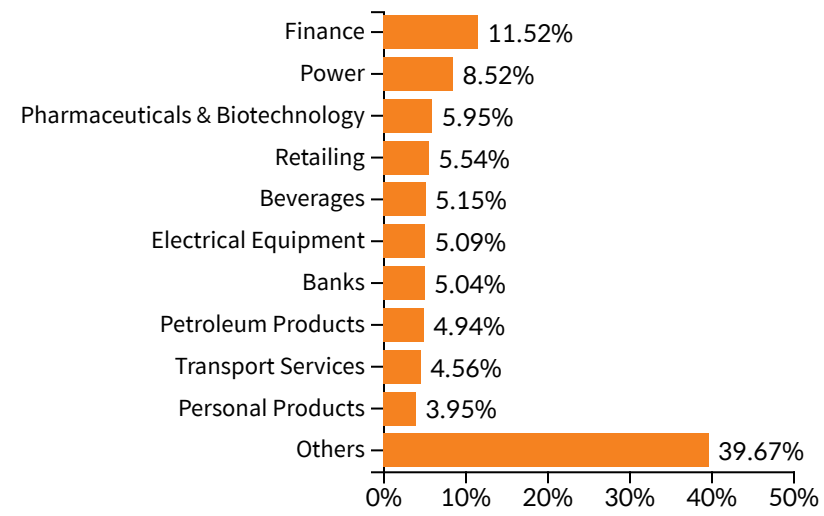

How to Trade in ETF ?

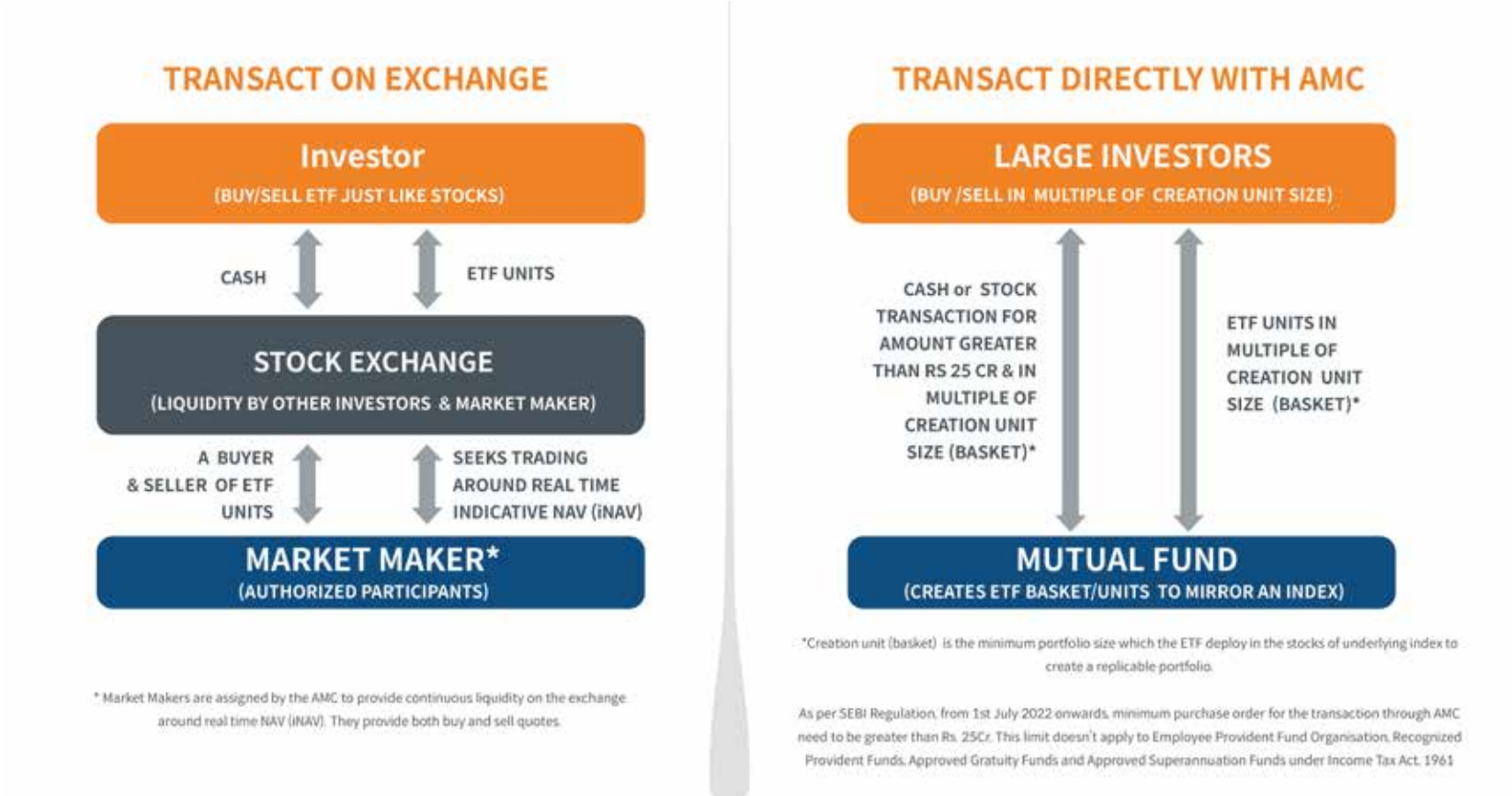

Performance Report

Period	Mirae Asset Nifty Next 50 ETF	Scheme Benchmark*	Additional Benchmark**
Last 1 Year	0.04%	0.14%	9.06%
Last 3 Years	15.41%	15.69%	13.45%
Last 5 Years	22.17%	22.69%	20.34%
Since Inception	16.70%	17.22%	14.61%
Value of Rs. 10000 invested (in Rs.) Since Inception	22,561	23,095	20,516
NAV as on 30th Apr, 2025	₹657.7493		
Index Value 30th Apr, 2025	Index Value of Scheme Benchmark is 92,102.2400 and BSE Sensex (TRI) is 1,24,627.0900		
Allotment Date	24th January 2020		
Scheme Benchmark	*Nifty Next 50 Index (TRI)		
Additional Benchmark	**BSE Sensex (TRI)		

Fund manager : Ms. Ekta Gala & Mr. Ritesh Patel managing the scheme since December 28, 2020 & March 12, 2025 respectively.
Note: Returns for 1 year and below are absolute returns, Returns above 1 year are CAGR- Compounded Annualized Growth returns.
Latest available NAV has been taken for return calculation wherever applicable

Past Performance may or may not be sustained in future.
Note: For computation of since inception returns (%) the allotment NAV has been taken as ₹291.5380.
Note:1. The reference and details provided here in are of Regular Plan - Growth Option
@ Pursuant to notice cum addendum no. 14/2025, Fund Manager of the scheme has been changed with effect from March 12, 2025.
^Pursuant to notice cum addendum no. 22/2025, a Market Maker has been added w.e.f April 01, 2025.
The performance of other funds managed by the same fund manager is given in the respective page of the schemes and on page No. 84, 85, 86, 87, 88, 89, 91, 92, 93, 94, 95, 96

MIRAE ASSET NIFTY FINANCIAL SERVICES ETF

NSE Symbol: BFSI , BSE Scrip Code: 543323

(Exchange Traded Fund (ETF) - An open ended scheme replicating/tracking Nifty Financial Services Total Return Index)

Monthly Factsheet as on 30 April , 2025

Fund Information

Fund Managers@ :
Ms. Ekta Gala &
Mr. Ritesh Patel

Allotment Date :	30th July 2021
Benchmark:	Nifty Financial Services Total Return Index (TRI)
Net AUM (Cr.)	411.8097
Tracking Error Value ~ 1 Year Tracking Error is	0.06%
Exit Load:	Please refer page no.66
Plan Available:	The Scheme does not offer any Plans/Options for investment

Minimum Investment Amount
Market Maker: Application for subscription of Units directly with the Fund in Creation Unit Size at NAV based prices in exchange of Portfolio Deposit and Cash
Component.
Large Investors: Minimum amount of ₹25 crores for transacting directly with the AMC.
Other investors (including Market Maker, Large Investors and Regulated Entities): Units of the Scheme can be subscribed (in lots of 1 Unit) during the trading hours on all trading days on the NSE and BSE on which the Units are listed.

On exchange (in multiple of 1 units) Directly with AMC (in multiple of 3,00,000 units)

Net Asset Value (NAV)

₹ 26.7601 (Per Unit)

Market Makers

Mirae Asset Capital Markets (India) Private Limited
East India Securities Limited
Kanjalochana Finserve Private Limited
Parwati Capital Market Private Limited
Vaibhav Stock & Derivatives Broking Private Limited
IRage Broking Services LLP^

Others

Live iNav is updated on Mirae Asset Mutual Fund website.
NSE Symbol: BFSI
BSE Code: 543323
Bloomberg Code: BFSI IN Equity
Reuters Code: MIRA.NS

Expense Ratio: 0.13%

Portfolio Top 10 Holdings

Equity Shares	
HDFC Bank Ltd.	32.87%
ICICI Bank Ltd.	22.61%
Axis Bank Ltd.	7.60%
Kotak Mahindra Bank Ltd.	7.29%
State Bank of India	6.80%
Bajaj Finance Ltd.	5.07%
Bajaj Finserv Ltd.	2.38%
Shriram Finance Ltd.	1.92%
Jio Financial Services Ltd.	1.91%
HDFC Life Insurance Company Ltd.	1.79%
Other Equities	9.75%
Equity Holding Total	**99.99%**
Cash & Other Receivables	**0.01%**
Total	**100.00%**

Sector Allocation^

^Industrywise classification as recommended by AMFI

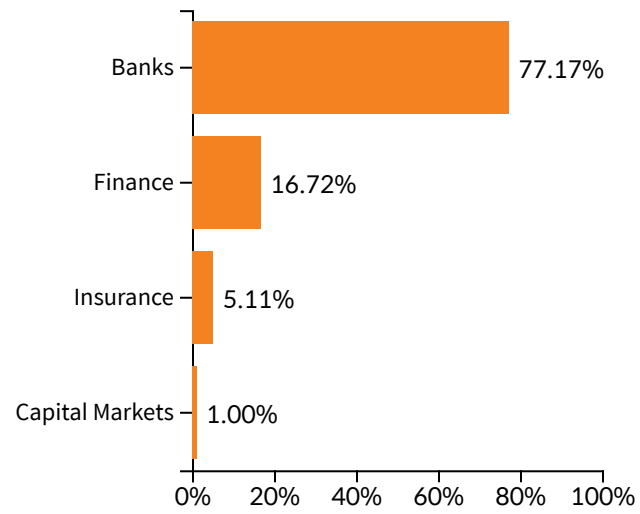

How to Trade in ETF ?

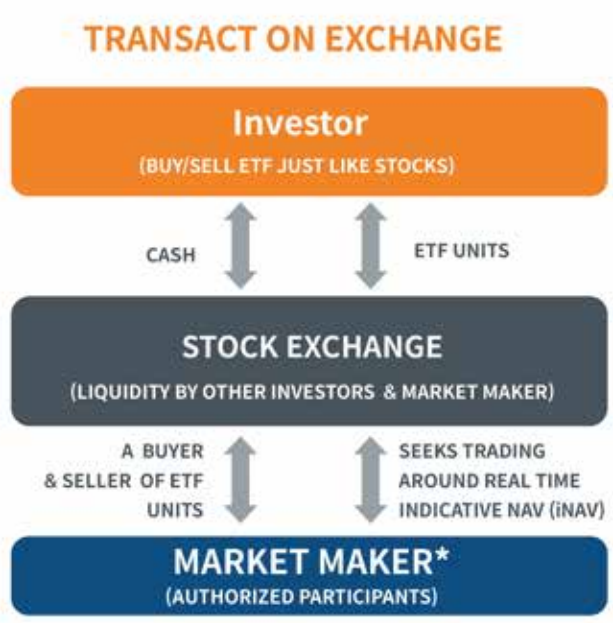

* Market Makers are assigned by the AMC to provide continuous liquidity on the exchange around real time NAV (iNAV). They provide both buy and sell quotes.

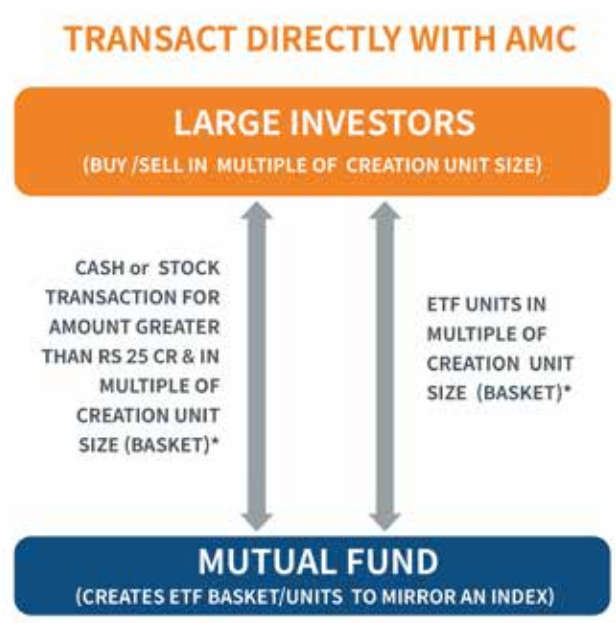

*Creation unit (basket) is the minimum portfolio size which the ETF deploy in the stocks of underlying index to create a replicable portfolio.

As per SEBI Regulation, from 1st July 2022 onwards, minimum purchase order for the transaction through AMC need to be greater than Rs. 25Cr. This limit doesn't apply to Employee Provident Fund Organisation, Recognized Provident Funds, Approved Gratuity Funds and Approved Superannuation Funds under Income Tax Act, 1961

Performance Report

Period	Mirae Asset Nifty Financial Services ETF	Scheme Benchmark*	Additional Benchmark**
Last 1 Year	20.55%	20.77%	9.06%
Last 3 Years	17.17%	17.30%	13.45%
Since Inception	13.81%	13.96%	13.18%
Value of Rs. 10000 invested (in Rs.) Since Inception	16,249	16,333	15,918
NAV as on 30th Apr, 2025	₹26.7601		
Index Value 30th Apr, 2025	Index Value of Scheme Benchmark is 32,828.9600 and BSE Sensex (TRI) is 1,24,627.0900		
Allotment Date	30th July 2021		
Scheme Benchmark	*Nifty Financial Services Total Return Index (TRI)		
Additional Benchmark	**BSE Sensex (TRI)		

Fund manager : Ms. Ekta Gala & Mr. Ritesh Patel managing the scheme since July 30, 2021 & March 12, 2025 respectively.
Note: Returns for 1 year and below are absolute returns, Returns above 1 year are CAGR- Compounded Annualized Growth returns.
Latest available NAV has been taken for return calculation wherever applicable

Past Performance may or may not be sustained in future.
Note: For computation of since inception returns (%) the allotment NAV has been taken as ₹16.4690.
Note:1. The reference and details provided here in are of Regular Plan - Growth Option
@ Pursuant to notice cum addendum no. 14/2025, Fund Manager of the scheme has been changed with effect from March 12, 2025.
^Pursuant to notice cum addendum no. 22/2025, a Market Maker has been added w.e.f April 01, 2025.
The performance of other funds managed by the same fund manager is given in the respective page of the schemes and on page No. 84, 85, 86, 87, 88, 89, 91, 92, 93, 94, 95, 96

MIRAE ASSET NIFTY INDIA MANUFACTURING ETF

NSE Symbol: MAKEINDIA , BSE Scrip Code: 543454

(Exchange Traded Fund (ETF) - An open ended scheme replicating/tracking Nifty India Manufacturing Total Return Index)

Monthly Factsheet as on 30 April , 2025

Fund Information

Fund Managers@ :
Ms. Ekta Gala &
Mr. Akshay Udeshi

Allotment Date :	27th January 2022
Benchmark:	Nifty India Manufacturing Index (TRI)
Net AUM (Cr.)	211.0228
Tracking Error Value ~ 1 Year Tracking Error is	0.03%
Exit Load:	Please refer page no.67
Plan Available:	The Scheme does not offer any Plans/Options for investment

Minimum Investment Amount ##
Market Maker: Application for subscription of Units directly with the Fund in Creation Unit Size at NAV based prices in exchange of Portfolio Deposit and Cash Component.
Large Investors: Minimum amount of ₹25 crores for transacting directly with the AMC.
Other investors (including Market Maker, Large Investors and Regulated Entities): Units of the Scheme can be subscribed (in lots of 1 Unit) during the trading hours on all trading days on the NSE and BSE on which the Units are listed.

On exchange in multiples of 1 units Directly with AMC (in multiples of 50,000 units)

Net Asset Value (NAV)

₹ 136.6265 (Per Unit)

Market Makers

Mirae Asset Capital Markets (India) Private Limited
East India Securities Limited
Kanjalochana Finserve Private Limited
Parwati Capital Market Private Limited
Vaibhav Stock & Derivatives Broking Private Limited
IRage Broking Services LLP^

Others

Live iNav is updated on Mirae Asset Mutual Fund website.
NSE Symbol: MAKEINDIA
BSE Code: 543454
Bloomberg Code: MAKEINDIA IN Equity
Reuters Code: MIRA.NS

Expense Ratio: 0.46%

Portfolio Top 10 Holdings

Equity Shares	
Reliance Industries Ltd.	5.35%
Mahindra & Mahindra Ltd.	5.24%
Sun Pharmaceutical Industries Ltd.	5.08%
Maruti Suzuki India Ltd.	4.51%
Tata Motors Ltd.	3.77%
Bharat Electronics Ltd.	3.42%
Tata Steel Ltd.	3.25%
JSW Steel Ltd.	2.74%
Hindustan Aeronautics Ltd.	2.59%
Hindalco Industries Ltd.	2.54%
Other Equities	61.49%
Equity Holding Total	**99.98%**
Cash & Other Receivables	**0.02%**
Total	**100.00%**

Allocation - Top 10 Sectors^

^Industrywise classification as recommended by AMFI

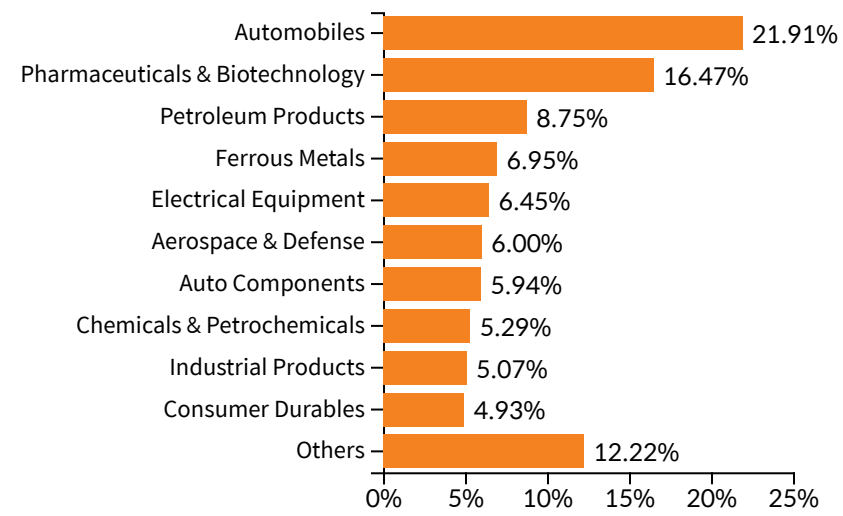

How to Trade in ETF ?

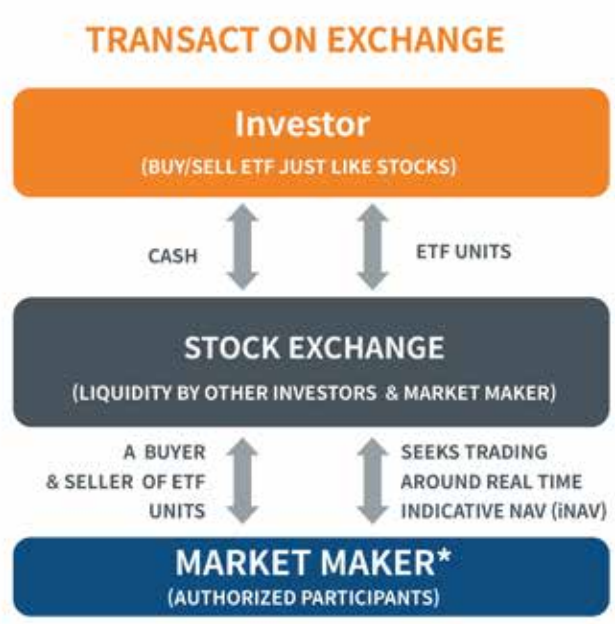

* Market Makers are assigned by the AMC to provide continuous liquidity on the exchange around real time NAV (iNAV). They provide both buy and sell quotes.

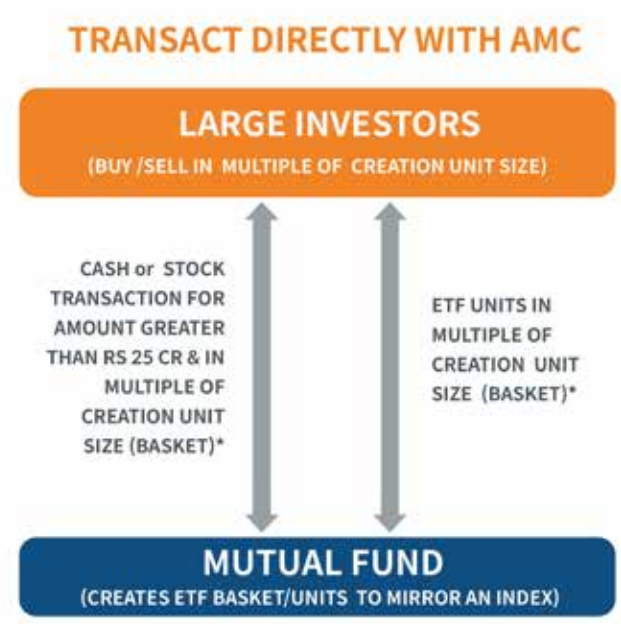

*Creation unit (basket) is the minimum portfolio size which the ETF deploy in the stocks of underlying index to create a replicable portfolio.

As per SEBI Regulation, from 1st July 2022 onwards, minimum purchase order for the transaction through AMC need to be greater than Rs. 25Cr. This limit doesn't apply to Employee Provident Fund Organisation, Recognized Provident Funds, Approved Gratuity Funds and Approved Superannuation Funds under Income Tax Act, 1961

Performance Report

Period	Mirae Asset Nifty India Manufacturing ETF	Scheme Benchmark*	Additional Benchmark**
Last 1 Year	4.27%	4.78%	9.06%
Last 3 Years	19.08%	19.66%	13.45%
Since Inception	18.93%	19.51%	12.27%
Value of Rs. 10000 invested (in Rs.) Since Inception	17,589	17,873	14,577
NAV as on 30th Apr, 2025	₹136.6265		
Index Value 30th Apr, 2025	Index Value of Scheme Benchmark is 17,505.0852 and BSE Sensex (TRI) is 1,24,627.0900		
Allotment Date	27th January 2022		
Scheme Benchmark	*Nifty India Manufacturing Index (TRI)		
Additional Benchmark	**BSE Sensex (TRI)		

Fund manager : Ms.Ekta Gala & Mr. Akshay Udeshi managing the scheme since January 27, 2022 & March 12, 2025 respectively.
Note: Returns for 1 year and below are absolute returns, Returns above 1 year are CAGR- Compounded Annualized Growth returns.
Latest available NAV has been taken for return calculation wherever applicable

Past Performance may or may not be sustained in future.
Note: For computation of since inception returns (%) the allotment NAV has been taken as ₹77.6760.
Note:1. The reference and details provided here in are of Regular Plan - Growth Option
@ Pursuant to notice cum addendum no. 14/2025, Fund Manager of the scheme has been changed with effect from March 12, 2025.
Pursuant to notice cum addendum no. 22/2025, creation unit size of the scheme has been changed with effect from April 01, 2025.
^Pursuant to notice cum addendum no. 22/2025, a Market Maker has been added w.e.f April 01, 2025.
The performance of other funds managed by the same fund manager is given in the respective page of the schemes and on page No. 84, 85, 86, 87, 88, 89, 91, 92, 93, 94, 95, 96

MIRAE ASSET NIFTY MIDCAP 150 ETF

NSE Symbol: MIDCAPETF , BSE Scrip Code:543481

(Exchange Traded Fund (ETF) - An open ended scheme replicating/tracking Nifty Midcap 150 Total Return Index)

Monthly Factsheet as on 30 April , 2025

Fund Information

Fund Managers@ :
Ms. Ekta Gala &
Mr. Ritesh Patel

Allotment Date :	9th March 2022
Benchmark:	Nifty Midcap 150 Index (TRI)
Net AUM (Cr.)	992.3389
Tracking Error Value ~ 1 Year Tracking Error is	0.05%
Exit Load:	Please refer page no.67
Plan Available:	The Scheme does not offer any Plans/Options for investment

Minimum Investment Amount
Market Maker: Application for subscription of Units directly with the Fund in Creation Unit Size at NAV based prices in exchange of Portfolio Deposit and Cash Component.
Large Investors: Minimum amount of ₹25 crores for transacting directly with the AMC.
Other investors (including Market Maker, Large Investors and Regulated Entities): Units of the Scheme can be subscribed (in lots of 1 Unit) during the trading hours on all trading days on the NSE and BSE on which the Units are listed.

On exchange In multiple of 1 units Directly with AMC In multiple of 4,00,000 units

Net Asset Value (NAV)

₹ 20.1483 (Per Unit)

Market Makers

Mirae Asset Capital Markets (India) Private Limited
East India Securities Limited
Kanjalochana Finserve Private Limited
Parwati Capital Market Private Limited
Vaibhav Stock & Derivatives Broking Private Limited
IRage Broking Services LLP^

Others

Live iNav is updated on Mirae Asset Mutual Fund website.
NSE Symbol: MIDCAPETF
BSE Code: 543481
Bloomberg Code: MIDCAPETF IN Equity
Reuters Code: MIRA.NS

Expense Ratio: 0.06%

Portfolio Top 10 Holdings

Equity Shares	
BSE Ltd.	2.63%
Max Healthcare Institute Ltd.	2.49%
Suzlon Energy Ltd.	2.04%
Dixon Technologies (India) Ltd.	1.93%
Persistent Systems Ltd.	1.73%
Indus Towers Ltd.	1.65%
PB Fintech Ltd.	1.64%
Lupin Ltd.	1.54%
Coforge Ltd.	1.48%
The Federal Bank Ltd.	1.47%
Other Equities	81.39%
Equity Holding Total	**99.99%**
Cash & Other Receivables	**0.01%**
Total	**100.00%**

Allocation - Top 10 Sectors^

^Industrywise classification as recommended by AMFI

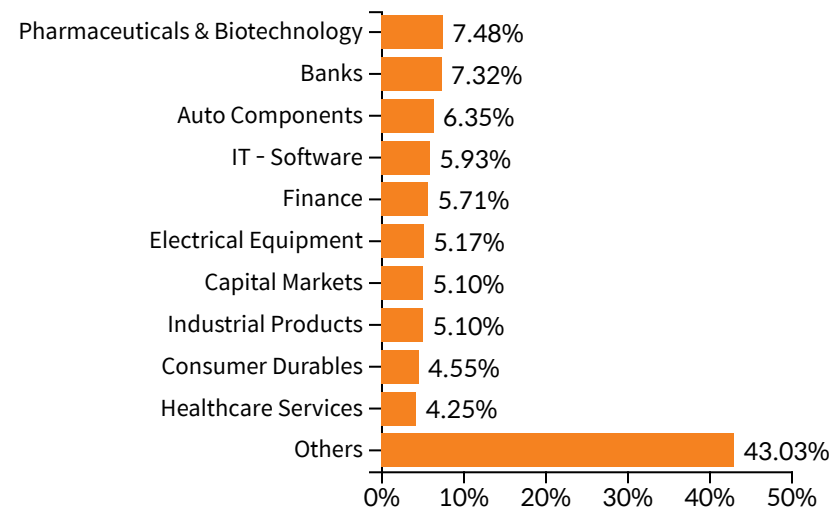

How to Trade in ETF ?

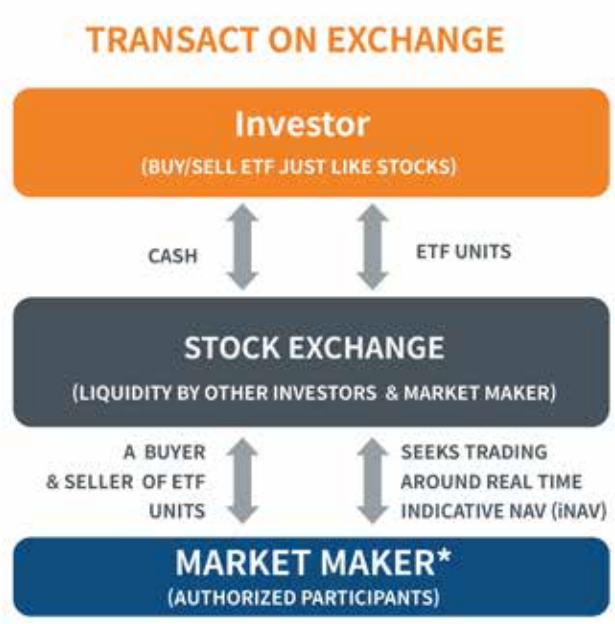

* Market Makers are assigned by the AMC to provide continuous liquidity on the exchange around real time NAV (iNAV). They provide both buy and sell quotes.

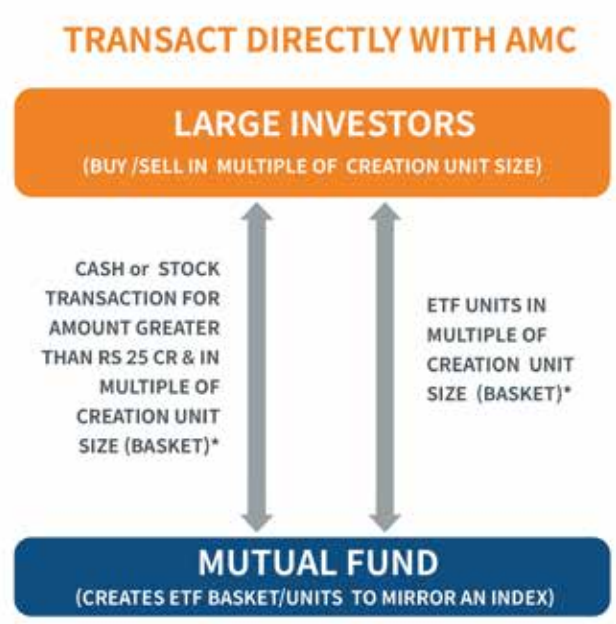

*Creation unit (basket) is the minimum portfolio size which the ETF deploy in the stocks of underlying index to create a replicable portfolio.

As per SEBI Regulation, from 1st July 2022 onwards, minimum purchase order for the transaction through AMC need to be greater than Rs. 25Cr. This limit doesn't apply to Employee Provident Fund Organisation, Recognized Provident Funds, Approved Gratuity Funds and Approved Superannuation Funds under Income Tax Act, 1961

Performance Report

Period	Mirae Asset Nifty Midcap 150 ETF	Scheme Benchmark*	Additional Benchmark**
Last 1 Year	5.62%	5.73%	9.06%
Last 3 Years	21.67%	21.82%	13.45%
Since Inception	23.25%	23.49%	14.38%
Value of Rs. 10000 invested (in Rs.) Since Inception	19,301	19,418	15,257
NAV as on 30th Apr, 2025	₹20.1483		
Index Value 30th Apr, 2025	Index Value of Scheme Benchmark is 25,161.4400 and BSE Sensex (TRI) is 1,24,627.0900		
Allotment Date	9th March 2022		
Scheme Benchmark	*Nifty Midcap 150 Index (TRI)		
Additional Benchmark	**BSE Sensex (TRI)		

Fund manager : Ms.Ekta Gala & Mr. Ritesh Patel managing the scheme since March 09, 2022 & March 12, 2025 respectively.
Note: Returns for 1 year and below are absolute returns, Returns above 1 year are CAGR- Compounded Annualized Growth returns.
Latest available NAV has been taken for return calculation wherever applicable

Past Performance may or may not be sustained in future.
Note: For computation of since inception returns (%) the allotment NAV has been taken as ₹10.4390.
Note:1. The reference and details provided here in are of Regular Plan - Growth Option
@ Pursuant to notice cum addendum no. 14/2025, Fund Manager of the scheme has been changed with effect from March 12, 2025.
^Pursuant to notice cum addendum no. 22/2025, a Market Maker has been added w.e.f April 01, 2025.
The performance of other funds managed by the same fund manager is given in the respective page of the schemes and on page No. 84, 85, 86, 87, 88, 89, 91, 92, 93, 94, 95, 96

MIRAE ASSET
NIFTY 100 LOW VOLATILITY 30 ETF

NSE Symbol: LOWVOL , BSE Scrip Code: 543858

(Exchange Traded Fund (ETF) - An open ended scheme replicating/tracking Nifty 100 Low Volatility 30 Total Return Index)

MIRAE ASSET Mutual Fund

Monthly Factsheet as on 30 April , 2025

Fund Information

Fund Managers@ :
Ms. Ekta Gala &
Mr. Akshay Udeshi

Allotment Date :	24th March 2023
Benchmark:	Nifty 100 Low Volatility 30 (TRI)
Net AUM (Cr.)	42.1941
Tracking Error Value ~ 1 Year Tracking Error is	0.05%
Exit Load:	Please refer page no.67
Plan Available:	The Scheme does not offer any Plans/Options for investment

Minimum Investment Amount
Market Maker: Application for subscription of Units directly with the Fund in Creation Unit Size at NAV based prices in exchange of Portfolio Deposit and Cash Component.
Large Investors: Minimum amount of ₹25 crores for transacting directly with the AMC.
Other investors (including Market Maker, Large Investors and Regulated Entities): Units of the Scheme can be subscribed (in lots of 1 Unit) during the trading hours on all trading days on the NSE and BSE on which the Units are listed.

On exchange in multiple of 1 unit With AMC In multiples of 30,000 units

Net Asset Value (NAV)

₹ 197.7922 (Per Unit)

Market Makers

Mirae Asset Capital Markets (India) Private Limited
East India Securities Limited
Kanjalochana Finserve Private Limited
Parwati Capital Market Private Limited
Vaibhav Stock & Derivatives Broking Private Limited
IRage Broking Services LLP^

Others

Live iNav is updated on Mirae Asset Mutual Fund website.
NSE Symbol: LOWVOL
BSE Code: 543858
Bloomberg Code: LOWVOL IN Equity
Reuters Code: MIRA.NS

Expense Ratio: 0.34%

Portfolio Top 10 Holdings

Equity Shares	
Nestle India Ltd.	4.05%
ITC Ltd.	4.02%
Britannia Industries Ltd.	3.95%
Sun Pharmaceutical Industries Ltd.	3.94%
ICICI Bank Ltd.	3.94%
HDFC Bank Ltd.	3.88%
Hindustan Unilever Ltd.	3.76%
Reliance Industries Ltd.	3.74%
Asian Paints Ltd.	3.64%
Dr. Reddy's Laboratories Ltd.	3.63%
Other Equities	61.40%
Equity Holding Total	**99.95%**
Cash & Other Receivables	**0.05%**
Total	**100.00%**

Allocation - Top 10 Sectors^

^Industrywise classification as recommended by AMFI

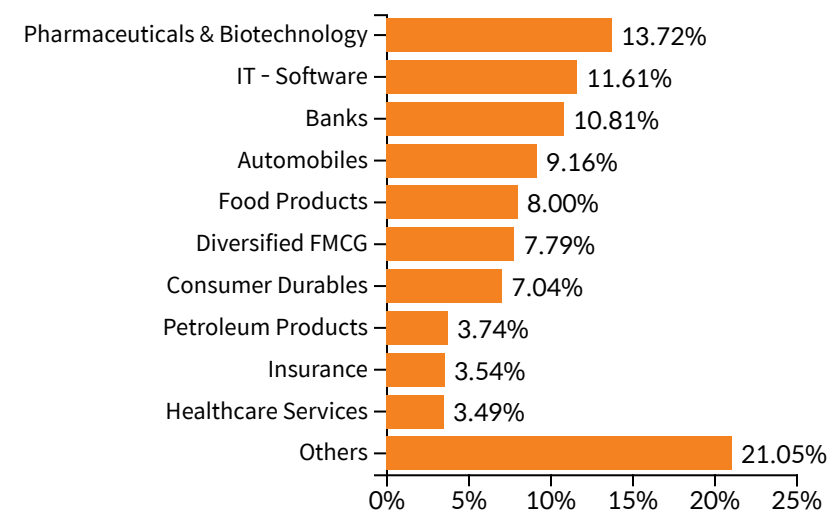

How to Trade in ETF ?

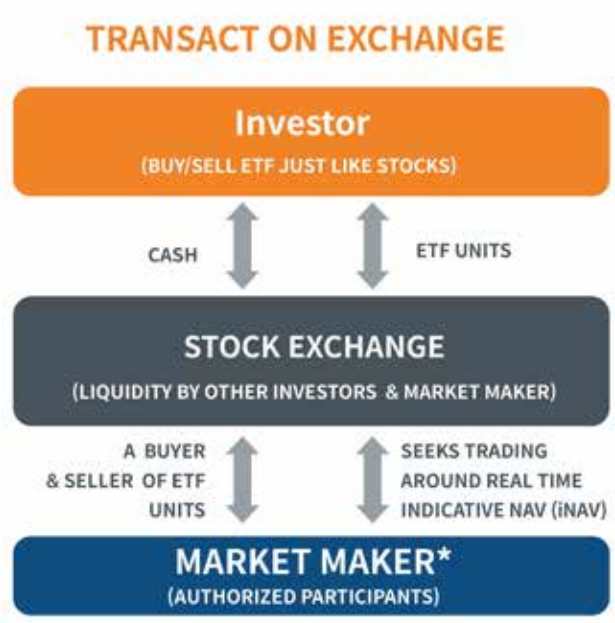

* Market Makers are assigned by the AMC to provide continuous liquidity on the exchange around real time NAV (iNAV). They provide both buy and sell quotes.

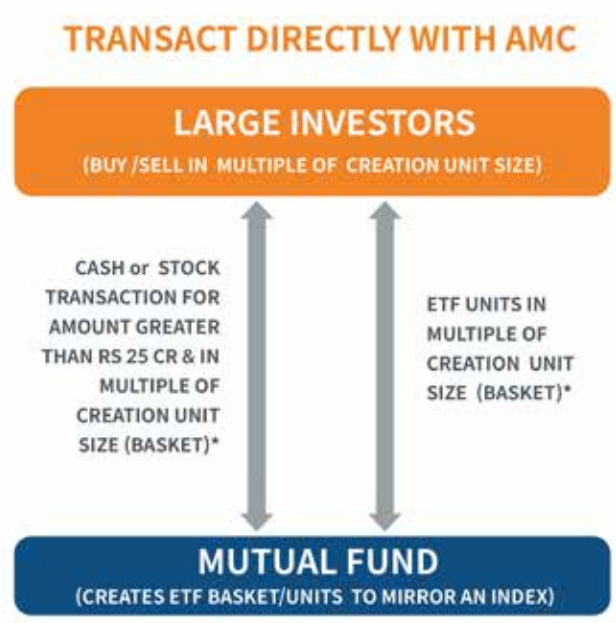

*Creation unit (basket) is the minimum portfolio size which the ETF deploy in the stocks of underlying index to create a replicable portfolio.

As per SEBI Regulation, from 1st July 2022 onwards, minimum purchase order for the transaction through AMC need to be greater than Rs. 25Cr. This limit doesn't apply to Employee Provident Fund Organisation, Recognized Provident Funds, Approved Gratuity Funds and Approved Superannuation Funds under Income Tax Act, 1961

Performance Report

Period	Mirae Asset Nifty 100 Low Volatility 30 ETF	Scheme Benchmark*	Additional Benchmark**
Last 1 Year	9.84%	10.12%	9.01%
Since Inception	23.02%	23.47%	20.13%
Value of Rs. 10000 invested (in Rs.) Since Inception	15,463	15,584	14,709
NAV as on 30th Apr, 2025	₹197.7922		
Index Value 30th Apr, 2025	Index Value of Scheme Benchmark is 26,942.7400 and Nifty 50 Index TRI is 36,274.8700		
Allotment Date	24th March 2023		
Scheme Benchmark	*Nifty 100 Low Volatility 30 (TRI)		
Additional Benchmark	**Nifty 50 Index TRI		

Fund manager : Ms.Ekta Gala & Mr. Akshay Udeshi managing the scheme since March 24, 2023 & March 12, 2025 respectively.
Note: Returns for 1 year and below are absolute returns, Returns above 1 year are CAGR- Compounded Annualized Growth returns.
Latest available NAV has been taken for return calculation wherever applicable

Past Performance may or may not be sustained in future.
Note: For computation of since inception returns (%) the allotment NAV has been taken as ₹127.9150.
Note:1. The reference and details provided here in are of Regular Plan - Growth Option
@ Pursuant to notice cum addendum no. 14/2025, Fund Manager of the scheme has been changed with effect from March 12, 2025.
^Pursuant to notice cum addendum no. 22/2025, a Market Maker has been added w.e.f April 01, 2025.
The performance of other funds managed by the same fund manager is given in the respective page of the schemes and on page No. 84, 85, 86, 87, 88, 89, 91, 92, 93, 94, 95, 96

MIRAE ASSET BSE SENSEX ETF*

Formerly Known as Mirae Asset S&P BSE Sensex ETF
NSE Symbol: SENSEXETF , BSE Scrip Code: 543999

(Exchange Traded Fund (ETF) - An open ended scheme replicating/tracking BSE Sensex Total Return Index)

Monthly Factsheet as on 30 April , 2025

Fund Information

Fund Managers@ :
Ms. Ekta Gala
Mr. Ritesh Patel

Allotment Date :	29th September 2023
Benchmark:	BSE Sensex (TRI)
Net AUM (Cr.)	19.9026
Tracking Error Value ~ 1 Year Tracking Error is	0.04%
Exit Load:	Please refer page no.68
Plan Available:	The Scheme does not offer any Plans/Options for investment

Minimum Investment Amount
Market Maker: Application for subscription of Units directly with the Fund in Creation Unit Size at NAV based prices in exchange of Portfolio Deposit and Cash Component.
Large Investors: Minimum amount of ₹25 crores for transacting directly with the AMC.
Other investors (including Market Maker, Large Investors and Regulated Entities): Units of the Scheme can be subscribed (in lots of 1 Unit) during the trading hours
on all trading days on the NSE and BSE on which the Units are listed.

On exchange in multiple of 1 unit With AMC In multiples of 1,00,000 Units

Net Asset Value (NAV)

₹ 81.3971 (Per Unit)

Market Makers

Mirae Asset Capital Markets (India) Private Limited
East India Securities Limited
Kanjalochana Finserve Private Limited
Parwati Capital Market Private Limited
Vaibhav Stock & Derivatives Broking Private Limited
IRage Broking Services LLP^

Others

Live iNav is updated on Mirae Asset Mutual Fund website.
NSE Symbol: SENSEXETF
BSE Code: 543999
Bloomberg Code: SENSEXETF IN Equity
Reuters Code: MIRA.NS

Expense Ratio: 0.05%

Portfolio Top 10 Holdings

Equity Shares	
HDFC Bank Ltd.	15.65%
ICICI Bank Ltd.	10.88%
Reliance Industries Ltd.	10.24%
Infosys Ltd.	5.75%
Bharti Airtel Ltd.	5.37%
ITC Ltd.	4.23%
Larsen & Toubro Ltd.	4.19%
Tata Consultancy Services Ltd.	3.73%
Axis Bank Ltd.	3.62%
Kotak Mahindra Bank Ltd.	3.49%
Other Equities	32.79%
Equity Holding Total	**99.94%**
Cash & Other Receivables	**0.06%**
Total	**100.00%**

Allocation - Top 10 Sectors^

^Industrywise classification as recommended by AMFI

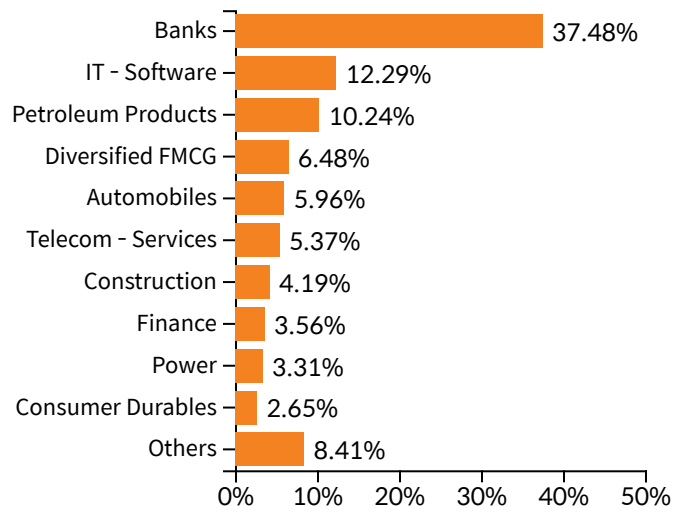

How to Trade in ETF ?

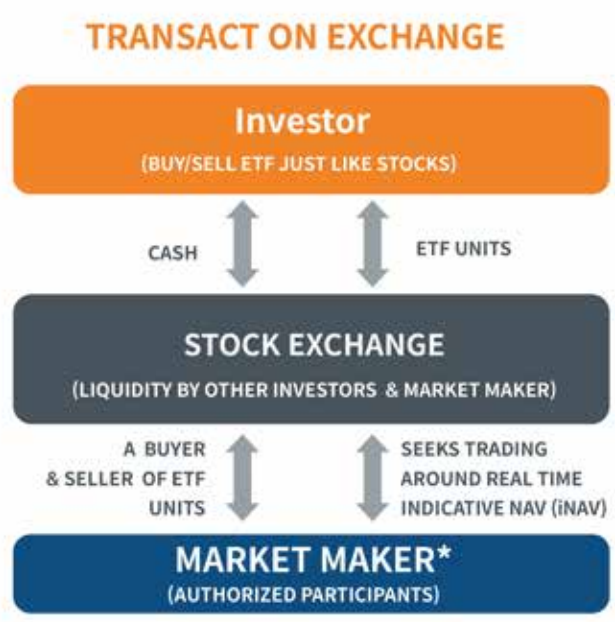

* Market Makers are assigned by the AMC to provide continuous liquidity on the exchange around real time NAV (iNAV). They provide both buy and sell quotes.

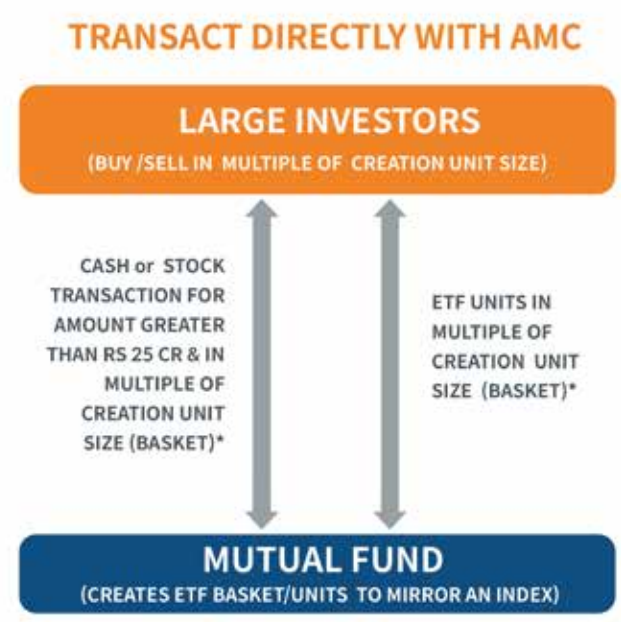

*Creation unit (basket) is the minimum portfolio size which the ETF deploy in the stocks of underlying index to create a replicable portfolio.

As per SEBI Regulation, from 1st July 2022 onwards, minimum purchase order for the transaction through AMC need to be greater than Rs. 25Cr. This limit doesn't apply to Employee Provident Fund Organisation, Recognized Provident Funds, Approved Gratuity Funds and Approved Superannuation Funds under Income Tax Act, 1961

Performance Report

Period	Mirae Asset BSE Sensex ETF*	Scheme Benchmark*
Last 1 Year	8.96%	9.06%
Since Inception	14.32%	14.43%
Value of Rs. 10000 invested (in Rs.) Since Inception	12,365	12,383
NAV as on 30th Apr, 2025	₹81.3971	
Index Value 30th Apr, 2025	Index Value of Scheme Benchmark is 1,24,627.0900	
Allotment Date	29th September 2023	
Scheme Benchmark	*BSE Sensex (TRI)	

Fund manager : Ms.Ekta Gala & Mr. Ritesh Patel managing the scheme since September 29, 2023 & March 12, 2025 respectively.
Note: Returns for 1 year and below are absolute returns, Returns above 1 year are CAGR- Compounded Annualized Growth returns.
Latest available NAV has been taken for return calculation wherever applicable

Past Performance may or may not be sustained in future.
Note: For computation of since inception returns (%) the allotment NAV has been taken as ₹65.8284.
Note:1. The reference and details provided here in are of Regular Plan - Growth Option
* Pursuant to notice cum addendum no. 28/2024, the name of scheme of Mirae Asset Mutual Fund has been changed with effect from June 01, 2024.
@ Pursuant to notice cum addendum no. 14/2025, Fund Manager of the scheme has been changed with effect from March 12, 2025.
^Pursuant to notice cum addendum no. 22/2025, a Market Maker has been added w.e.f April 01, 2025.
The performance of other funds managed by the same fund manager is given in the respective page of the schemes and on page No. 84, 85, 86, 87, 88, 89, 91, 92, 93, 94, 95, 96

MIRAE ASSET NIFTY 200 ALPHA 30 ETF

NSE Symbol: ALPHAETF , BSE Scrip Code: 544007

(Exchange Traded Fund (ETF) - An open ended scheme replicating/tracking Nifty 200 Alpha 30 Total Return Index)

Monthly Factsheet as on 30 April , 2025

Fund Information

Fund Managers@ :
Ms. Ekta Gala &
Mr. Akshay Udeshi

Allotment Date :	20th October 2023
Benchmark:	Nifty 200 Alpha 30 (TRI)
Net AUM (Cr.)	399.5008
Tracking Error Value ~ 1 Year Tracking Error is	0.22%
Exit Load:	Please refer page no.68
Plan Available:	The Scheme does not offer any Plans/Options for investment

Minimum Investment Amount ##
Market Maker: Application for subscription of Units directly with the Fund in Creation Unit Size at NAV based prices in exchange of Portfolio Deposit and Cash Component.
Large Investors: Minimum amount of ₹25 crores for transacting directly with the AMC.
Other investors (including Market Maker, Large Investors and Regulated Entities): Units of the Scheme can be subscribed (in lots of 1 Unit) during the trading hours on all trading days on the NSE and BSE on which the Units are listed.

On exchange in multiple of 1 unit With AMC In multiples of 2,00,000 Units

Net Asset Value (NAV)

₹ 23.3221 (Per Unit)

Market Makers

Mirae Asset Capital Markets (India) Private Limited
East India Securities Limited
Kanjalochana Finserve Private Limited
Parwati Capital Market Private Limited
Vaibhav Stock & Derivatives Broking Private Limited
IRage Broking Services LLP^

Others

Live iNav is updated on Mirae Asset Mutual Fund website.
NSE Symbol: ALPHAETF
BSE Code: 544007
Bloomberg Code: ALPHAETF IN Equity
Reuters Code: MIRA.NS

Expense Ratio: 0.40%

Portfolio Top 10 Holdings

Equity Shares	
BSE Ltd.	6.53%
Dixon Technologies (India) Ltd.	5.77%
One 97 Communications Ltd.	5.31%
Divi's Laboratories Ltd.	4.98%
Muthoot Finance Ltd.	4.35%
Vedanta Ltd.	4.24%
Interglobe Aviation Ltd.	4.13%
Bharti Airtel Ltd.	4.05%
Mahindra & Mahindra Ltd.	3.66%
Indus Towers Ltd.	3.64%
Other Equities	53.29%
Equity Holding Total	**99.95%**
Cash & Other Receivables	**0.05%**
Total	**100.00%**

Allocation - Top 10 Sectors^

^Industrywise classification as recommended by AMFI

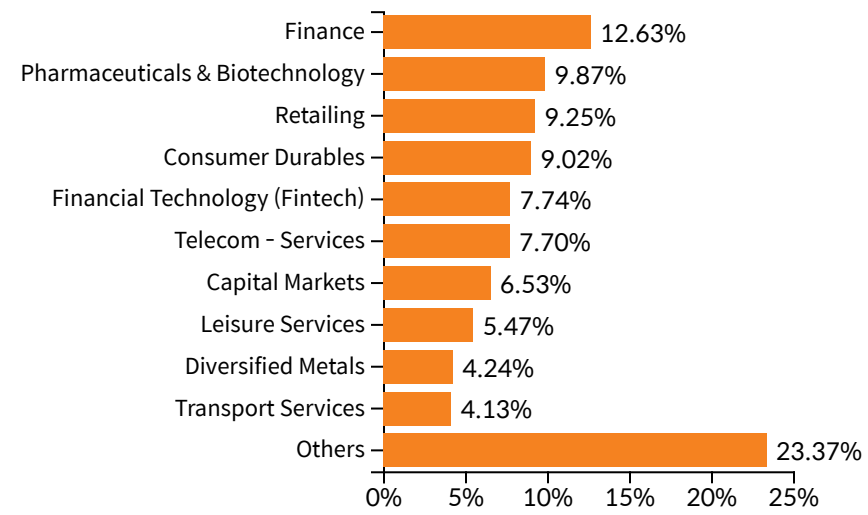

How to Trade in ETF ?

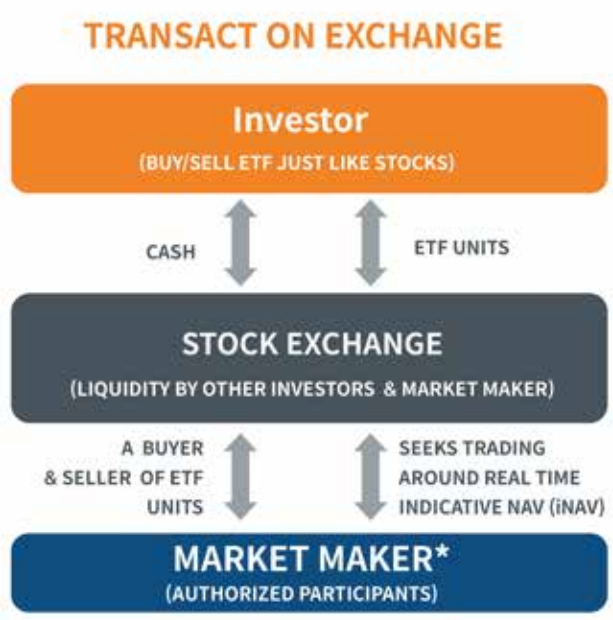

* Market Makers are assigned by the AMC to provide continuous liquidity on the exchange around real time NAV (iNAV). They provide both buy and sell quotes.

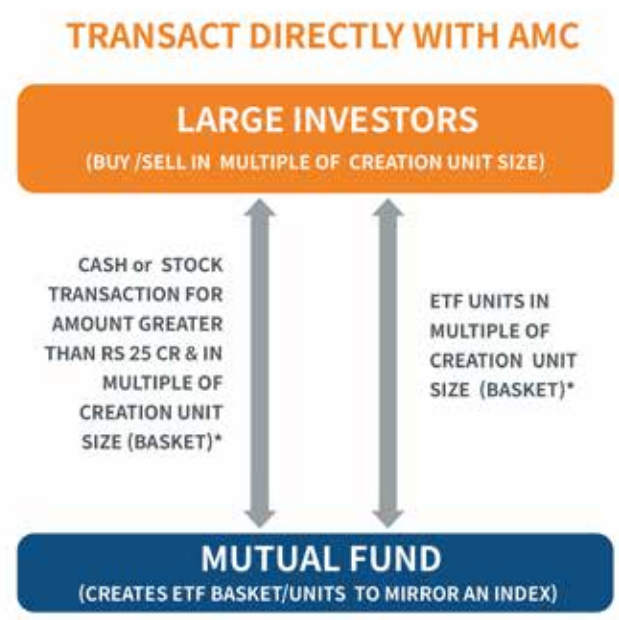

*Creation unit (basket) is the minimum portfolio size which the ETF deploy in the stocks of underlying index to create a replicable portfolio.

As per SEBI Regulation, from 1st July 2022 onwards, minimum purchase order for the transaction through AMC need to be greater than Rs. 25Cr. This limit doesn't apply to Employee Provident Fund Organisation, Recognized Provident Funds, Approved Gratuity Funds and Approved Superannuation Funds under Income Tax Act, 1961

Performance Report

Period	Mirae Asset Nifty 200 Alpha 30 ETF	Scheme Benchmark*	Additional Benchmark**
Last 1 Year	-5.04%	-4.35%	9.06%
Since Inception	22.55%	23.44%	15.48%
Value of Rs. 10000 invested (in Rs.) Since Inception	13,647	13,799	12,461
NAV as on 30th Apr, 2025	₹23.3221		
Index Value 30th Apr, 2025	Index Value of Scheme Benchmark is 29,145.2300 and BSE Sensex (TRI) is 1,24,627.0900		
Allotment Date	20th October 2023		
Scheme Benchmark	*Nifty 200 Alpha 30 (TRI)		
Additional Benchmark	**BSE Sensex (TRI)		

Fund manager : Ms.Ekta Gala & Mr. Akshay Udeshi managing the scheme since October 20, 2023 & March 12, 2025 repectively.
Note: Returns (%) for less than 1 year calculated on simple annualized basis, others are CAGR- Compounded Annualized Growth returns.
Latest available NAV has been taken for return calculation wherever applicable

Past Performance may or may not be sustained in future.
Note: For computation of since inception returns (%) the allotment NAV has been taken as ₹17.0896.
Note:1. The reference and details provided here in are of Regular Plan - Growth Option
@ Pursuant to notice cum addendum no. 14/2025, Fund Manager of the scheme has been changed with effect from March 12, 2025.
Pursuant to notice cum addendum no. 22/2025, creation unit size of the scheme has been changed with effect from April 01, 2025.
^Pursuant to notice cum addendum no. 22/2025, a Market Maker has been added w.e.f April 01, 2025.
The performance of other funds managed by the same fund manager is given in the respective page of the schemes and on page No. 84, 85, 86, 87, 88, 89, 91, 92, 93, 94, 95, 96

MIRAE ASSET NIFTY SMALLCAP 250 MOMENTUM QUALITY 100 ETF

NSE Symbol: SMALLCAP , BSE Scrip Code: 544130

(Exchange Traded Fund (ETF) - An open ended scheme replicating/tracking Nifty Smallcap 250 Momentum Quality 100 Total Return Index)

Monthly Factsheet as on 30 April , 2025

Fund Information

Fund Managers@ : Ms. Ekta Gala & Mr. Akshay Udeshi	
Allotment Date :	23rd February 2024
Benchmark:	Nifty Smallcap 250 Momentum Quality 100 (TRI)
Net AUM (Cr.)	575.7231
Tracking Error Value ~ 1 Year Tracking Error is	0.25%
Exit Load:	Please refer page no.68
Plan Available:	The Scheme does not offer any Plans/Options for investment

Minimum Investment Amount
Market Maker: Application for subscription of Units directly with the Fund in Creation Unit Size at NAV based prices in exchange of Portfolio Deposit and Cash Component.
Large Investors: Minimum amount of ₹25 crores for transacting directly with the AMC.
Other investors (including Market Maker, Large Investors and Regulated Entities): Units of the Scheme can be subscribed (in lots of 1 Unit) during the trading hours
on all trading days on the NSE and BSE on which the Units are listed.

On exchange in multiple of 1 unit With AMC In multiples of 2,00,000 units.

Net Asset Value (NAV)

₹ 42.1533 (Per Unit)

Market Makers

Mirae Asset Capital Markets (India) Private Limited
East India Securities Limited
Kanjalochana Finserve Private Limited
Cholamandalam Securities Limited
Parwati Capital Market Private Limited
Vaibhav Stock & Derivatives Broking Private Limited
IRage Broking Services LLP^

Others

Live iNav is updated on Mirae Asset Mutual Fund website.
NSE Symbol: SMALLCAP
BSE Code: 544130
Bloomberg Code: MAS250MQ IN Equity
Reuters Code: MIRA.NS

Expense Ratio: 0.39%

Portfolio Top 10 Holdings

Equity Shares	
Multi Commodity Exchange of India Ltd.	3.42%
Central Depository Services (I) Ltd.	3.22%
Radico Khaitan Ltd.	3.05%
Computer Age Management Services Ltd.	2.89%
Glenmark Pharmaceuticals Ltd.	2.67%
Narayana Hrudayalaya Ltd.	2.56%
Crompton Greaves Consumer Electricals Ltd.	2.49%
Amber Enterprises India Ltd.	2.43%
Blue Star Ltd.	2.42%
Suven Pharmaceuticals Ltd.	2.42%
Other Equities	72.45%
Equity Holding Total	**100.02%**
Cash & Other Receivables	**-0.02%**
Total	**100.00%**

Allocation - Top 10 Sectors^

^Industrywise classification as recommended by AMFI

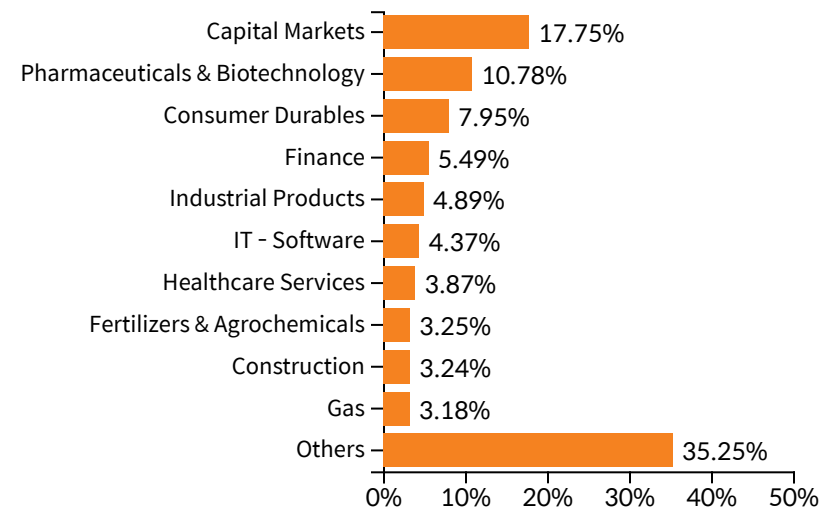

How to Trade in ETF ?

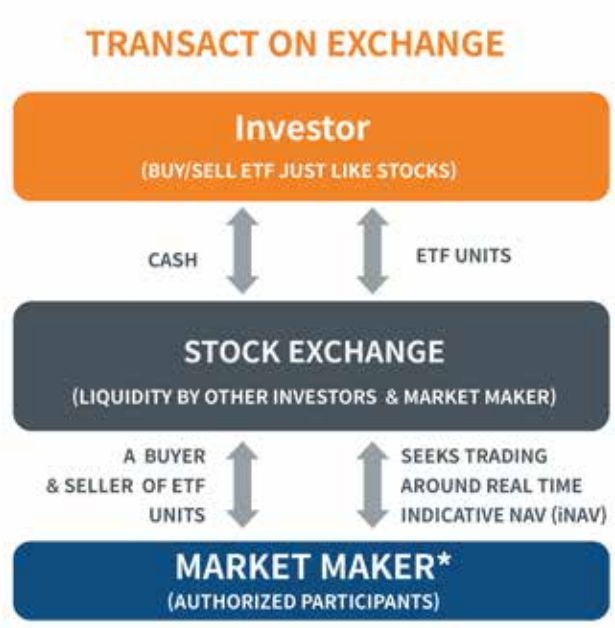

* Market Makers are assigned by the AMC to provide continuous liquidity on the exchange around real time NAV (iNAV). They provide both buy and sell quotes.

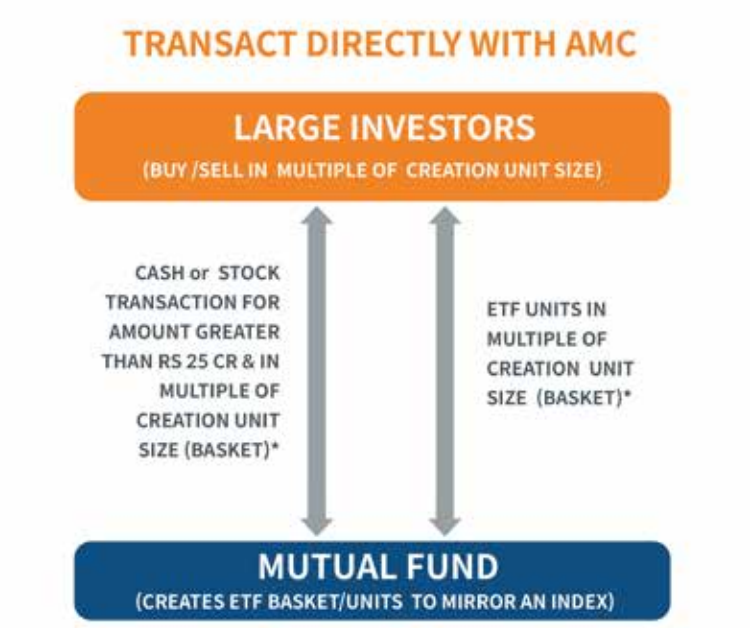

*Creation unit (basket) is the minimum portfolio size which the ETF deploy in the stocks of underlying index to create a replicable portfolio.

As per SEBI Regulation, from 1st July 2022 onwards, minimum purchase order for the transaction through AMC need to be greater than Rs. 25Cr. This limit doesn't apply to Employee Provident Fund Organisation, Recognized Provident Funds, Approved Gratuity Funds and Approved Superannuation Funds under Income Tax Act. 1961

Performance Report

Period	Mirae Asset Nifty Smallcap 250 Momentum Quality 100 ETF	Scheme Benchmark*
Last 1 Year	-10.81%	-10.09%
Since Inception	-5.18%	-4.29%
Value of Rs. 10000 invested (in Rs.) Since Inception	9,390	9,494
NAV as on 30th Apr, 2025	₹42.1533	
Index Value 30th Apr, 2025	Index Value of Scheme Benchmark is 56,193.1700	
Allotment Date	23rd February 2024	
Scheme Benchmark	*Nifty Smallcap 250 Momentum Quality 100 (TRI)	

Fund manager : Ms.Ekta Gala & Mr. Akshay Udeshi managing the scheme since February 23, 2024 & March 12, 2025 respectively.
Note: Returns (%) for less than 1 year calculated on simple annualized basis, others are CAGR- Compounded Annualized Growth returns.
Latest available NAV has been taken for return calculation wherever applicable

Past Performance may or may not be sustained in future.
Note: For computation of since inception returns (%) the allotment NAV has been taken as ₹44.8919.
Note:1. The reference and details provided here in are of Regular Plan - Growth Option
@ Pursuant to notice cum addendum no. 14/2025, Fund Manager of the scheme has been changed with effect from March 12, 2025.
^Pursuant to notice cum addendum no. 22/2025, a Market Maker has been added w.e.f April 01, 2025.
The performance of other funds managed by the same fund manager is given in the respective page of the schemes and on page No. 84, 85, 86, 87, 88, 89, 91, 92, 93, 94, 95, 96

MIRAE ASSET NIFTY MIDSMALLCAP400 MOMENTUM QUALITY 100 ETF

NSE Symbol: MIDSMALL , BSE Scrip Code: 544180

(Exchange Traded Fund (ETF) - An open-ended scheme replicating/tracking Nifty MidSmallcap400 Momentum Quality 100 Total Return Index)

MIRAE ASSET Mutual Fund

Monthly Factsheet as on 30 April , 2025

Fund Information

Fund Managers@ : Ms. Ekta Gala & Mr. Akshay Udeshi	
Allotment Date :	22nd May 2024
Benchmark:	Nifty MidSmallcap400 Momentum Quality 100 (TRI)
Net AUM (Cr.)	323.8190
Tracking Error Value ~ Since Inception Tracking Error is	0.13%
Exit Load:	Please refer page no.69
Plan Available:	The Scheme does not offer any Plans/Options for investment

Minimum Investment Amount
Market Maker: Application for subscription of Units directly with the Fund in Creation Unit Size at NAV based prices in exchange of Portfolio Deposit and Cash Component.
Large Investors: Minimum amount of ₹25 crores for transacting directly with the AMC.
Other investors (including Market Maker, Large Investors and Regulated Entities): Units of the Scheme can be subscribed (in lots of 1 Unit) during the trading hours on all trading days on the NSE and BSE on which the Units are listed.

On exchange in multiple of 1 unit With AMC In multiples of 2,00,000 units

Net Asset Value (NAV)

₹ 46.0188 (Per Unit)

Market Makers

Mirae Asset Capital Markets (India) Private Limited
East India Securities Limited
Kanjalochana Finserve Private Limited
Cholamandalam Securities Limited
Parwati Capital Market Private Limited
Vaibhav Stock & Derivatives Broking Private Limited
IRage Broking Services LLP^

Others

Live iNav is updated on Mirae Asset Mutual Fund website.
NSE Symbol: MIDSMALL
BSE Code: 544180
Bloomberg Code: MS400MQ IN Equity
Reuters Code: MIRA.NS

Expense Ratio: 0.40%

Portfolio Top 10 Holdings

Equity Shares	
BSE Ltd.	7.05%
Dixon Technologies (India) Ltd.	5.62%
Persistent Systems Ltd.	3.98%
Coforge Ltd.	3.68%
CG Power and Industrial Solutions Ltd.	2.65%
Marico Ltd.	2.60%
Lupin Ltd.	2.59%
Indus Towers Ltd.	2.47%
Colgate Palmolive (India) Ltd.	2.36%
HDFC Asset Management Co. Ltd.	2.28%
Other Equities	64.72%
Equity Holding Total	**100.00%**
Cash & Other Receivables	**-0.00%**
Total	**100.00%**

Allocation - Top 10 Sectors^

^Industrywise classification as recommended by AMFI

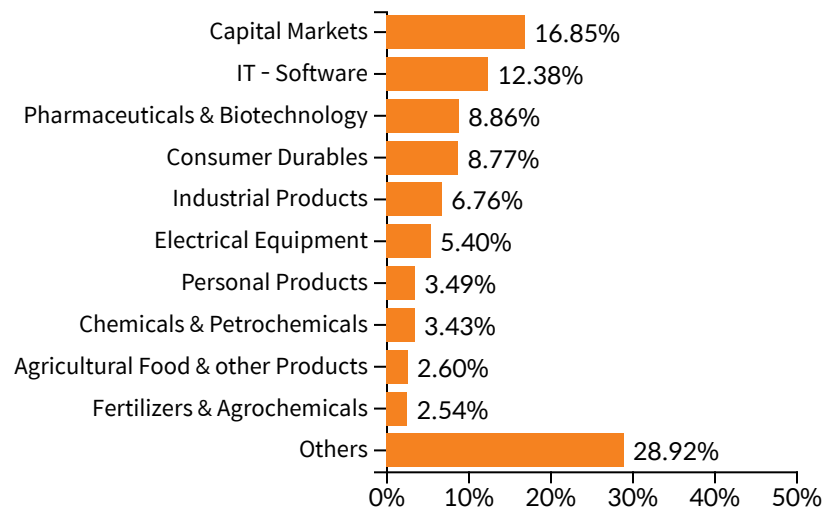

How to Trade in ETF ?

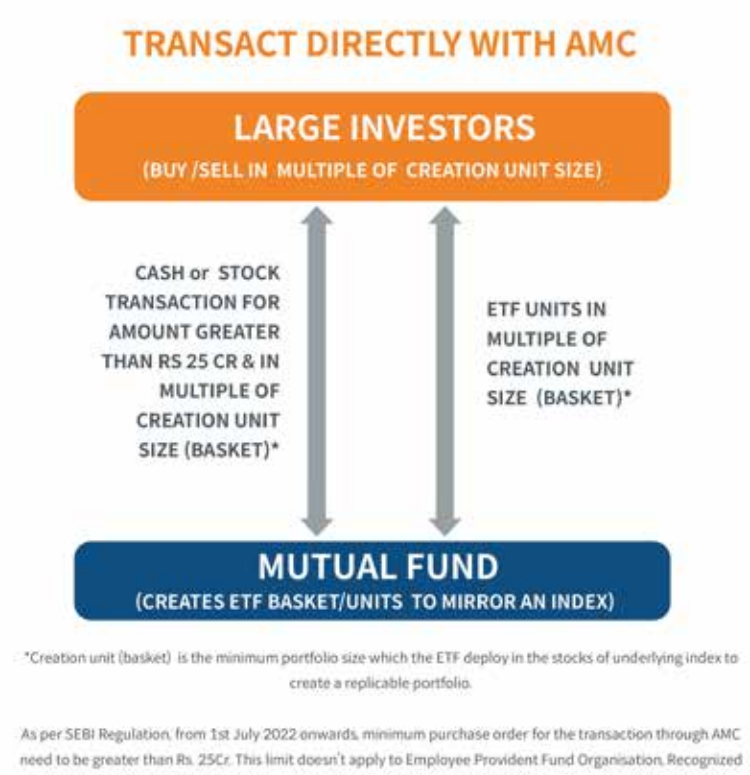

Performance Report

Period	Mirae Asset Nifty MidSmallcap400 Momentum Quality 100 ETF	Scheme Benchmark*
6 Months (Simple Annualized)	-20.14%	-19.72%
Since Inception (Simple Annualized)	-6.02%	-5.44%
Value of Rs. 10000 invested (in Rs.) Since Inception	9,434	9,489
NAV as on 30th Apr, 2025	₹46.0188	
Index Value 30th Apr, 2025	Index Value of Scheme Benchmark is 59,288.2800	
Allotment Date	22nd May 2024	
Scheme Benchmark	*Nifty MidSmallcap400 Momentum Quality 100 (TRI)	

Fund manager : Ms.Ekta Gala & Mr. Akshay Udeshi managing the scheme since May 22, 2024 & March 12, 2025 respectively.
Note: Returns (%) for less than 1 year calculated on simple annualized basis, others are CAGR- Compounded Annualized Growth returns.
Latest available NAV has been taken for return calculation wherever applicable

Past Performance may or may not be sustained in future.
Note: For computation of since inception returns (%) the allotment NAV has been taken as ₹48.7796.
Note:1. The reference and details provided here in are of Regular Plan - Growth Option
@ Pursuant to notice cum addendum no. 14/2025, Fund Manager of the scheme has been changed with effect from March 12, 2025.
^Pursuant to notice cum addendum no. 22/2025, a Market Maker has been added w.e.f April 01, 2025.
The performance of other funds managed by the same fund manager is given in the respective page of the schemes and on page No. 84, 85, 86, 87, 88, 89, 91, 92, 93, 94, 95, 96

MIRAE ASSET NIFTY500 MULTICAP 50:25:25 ETF

NSE Symbol: MULTICAP , BSE Scrip Code: 544241

(Exchange Traded Fund (ETF) - An open ended scheme replicating/tracking Nifty500 Multicap 50:25:25 Total Return Index)

Monthly Factsheet as on 30 April , 2025

Fund Information

Fund Managers@ :
Ms. Ekta Gala &
Mr. Ritesh Patel

Allotment Date :	30th August 2024
Benchmark:	Nifty500 Multicap 50:25:25 (TRI)
Net AUM (Cr.)	45.5573
Tracking Error Value ~ Since Inception Tracking Error is	0.10%
Exit Load:	Please refer page no.69
Plan Available:	The Scheme does not offer any Plans/Options for investment

Minimum Investment Amount
Market Maker: Application for subscription of Units directly with the Fund in Creation Unit Size at NAV based prices in exchange of Portfolio Deposit and Cash Component.
Large Investors: Minimum amount of ₹25 crores for transacting directly with the AMC.
Other investors (including Market Maker, Large Investors and Regulated Entities): Units of the Scheme can be subscribed (in lots of 1 Unit) during the trading hours on all trading days on the NSE and BSE on which the Units are listed.

On exchange in multiple of 1 unit With AMC In multiples of 6,00,000 Units

Net Asset Value (NAV)

₹ 15.1414 (Per Unit)

Market Makers

Mirae Asset Capital Markets (India) Private Limited
East India Securities Limited
Kanjalochana Finserve Private Limited
Parwati Capital Market Private Limited
Vaibhav Stock & Derivatives Broking Private Limited
IRage Broking Services LLP^

Others

Live iNav is updated on Mirae Asset Mutual Fund website.
NSE Symbol: MULTICAP
BSE Code: 544241
Bloomberg Code: MANM522 IN Equity
Reuters Code: MIRA.NS

Expense Ratio: 0.16%

Portfolio Top 10 Holdings

Equity Shares	
HDFC Bank Ltd.	5.52%
ICICI Bank Ltd.	3.80%
Reliance Industries Ltd.	3.59%
Infosys Ltd.	2.04%
Bharti Airtel Ltd.	1.89%
ITC Ltd.	1.49%
Larsen & Toubro Ltd.	1.48%
Tata Consultancy Services Ltd.	1.33%
Axis Bank Ltd.	1.28%
Kotak Mahindra Bank Ltd.	1.22%
Other Equities	76.22%
Equity Holding Total	**99.86%**
Cash & Other Receivables	**0.14%**
Total	**100.00%**

Allocation - Top 10 Sectors^

^Industrywise classification as recommended by AMFI

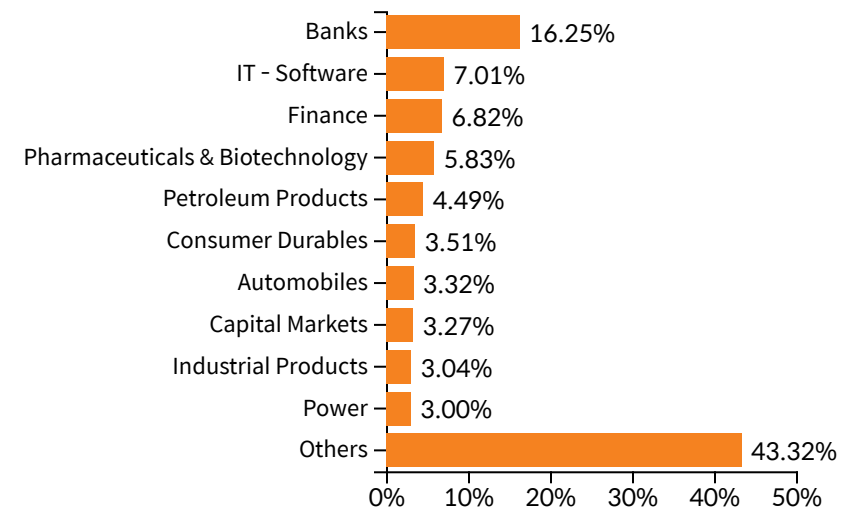

How to Trade in ETF ?

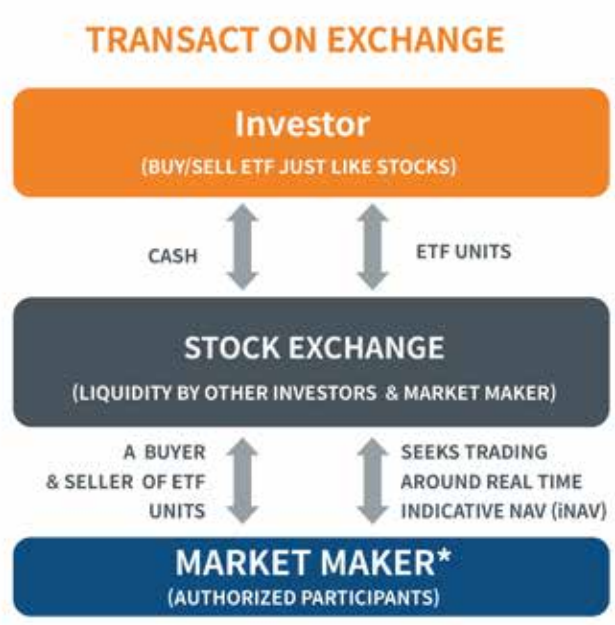

* Market Makers are assigned by the AMC to provide continuous liquidity on the exchange around real time NAV (iNAV). They provide both buy and sell quotes.

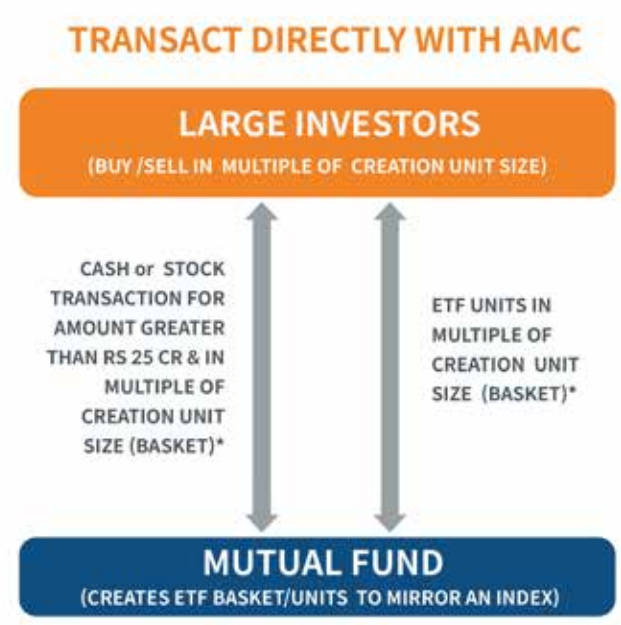

*Creation unit (basket) is the minimum portfolio size which the ETF deploy in the stocks of underlying index to create a replicable portfolio.

As per SEBI Regulation, from 1st July 2022 onwards, minimum purchase order for the transaction through AMC need to be greater than Rs. 25Cr. This limit doesn't apply to Employee Provident Fund Organisation, Recognized Provident Funds, Approved Gratuity Funds and Approved Superannuation Funds under Income Tax Act, 1961

Performance Report

Period	Mirae Asset Nifty500 Multicap 50:25:25 ETF	Scheme Benchmark*
6 Months (Simple Annualized)	-9.50%	-9.37%
Since Inception (Simple Annualized)	-12.88%	-12.57%
Value of Rs. 10000 invested (in Rs.) Since Inception	9,123	9,144
NAV as on 30th Apr, 2025	₹15.1414	
Index Value 30th Apr, 2025	Index Value of Scheme Benchmark is 19,616.2700	
Allotment Date	30th August 2024	
Scheme Benchmark	*Nifty500 Multicap 50:25:25 (TRI)	

Fund manager : Ms.Ekta Gala & Mr. Ritesh Patel managing the scheme since August 30, 2024 & March 12, 2025 respectively.
Note: Returns for 1 year and below are absolute returns, Returns above 1 year are CAGR- Compounded Annualized Growth returns.
Latest available NAV has been taken for return calculation wherever applicable

Past Performance may or may not be sustained in future.
Note: For computation of since inception returns (%) the allotment NAV has been taken as ₹16.5973.
Note:1. The reference and details provided here in are of Regular Plan - Growth Option
@ Pursuant to notice cum addendum no. 14/2025, Fund Manager of the scheme has been changed with effect from March 12, 2025.
^Pursuant to notice cum addendum no. 22/2025, a Market Maker has been added w.e.f April 01, 2025.
The performance of other funds managed by the same fund manager is given in the respective page of the schemes and on page No. 84, 85, 86, 87, 88, 89, 91, 92, 93, 94, 95, 96

MIRAE ASSET
NIFTY INDIA NEW AGE CONSUMPTION ETF

NSE Symbol: CONSUMER , BSE Scrip Code: 544323

(Exchange Traded Fund (ETF) - An open-ended scheme replicating/tracking Nifty India New Age Consumption Total Return Index)

Monthly Factsheet as on 30 April , 2025

Fund Information

Fund Managers :
Ms. Ekta Gala &
Mr. Akshay Udeshi

Allotment Date :	26th December 2024
Benchmark:	Nifty India New Age Consumption (TRI)
Net AUM (Cr.)	25.4909
Tracking Error Value ~ Since Inception Tracking Error is	0.14%
Exit Load:	Please refer page no.69
Plan Available:	The Scheme does not offer any Plans for investment

Minimum Investment Amount
Market Maker: Application for subscription of Units directly with the Fund in Creation Unit Size at NAV based prices in exchange of Portfolio Deposit and Cash Component.
Large Investors: Minimum amount of Rs. 25 crores for transacting directly with the AMC.
Other investors (including Market Maker, Large Investors and Regulated Entities): Units of the Scheme can be subscribed (in lots of 1 Unit) during the trading hours
on all trading days on the NSE and BSE on which the Units are listed.

On exchange in multiple of 1 unit With AMC In multiples of 6,00,000 units

Net Asset Value (NAV)

₹ 10.9089 (Per Unit)

Market Makers

Mirae Asset Capital Markets (India) Private Limited
East India Securities Limited
Kanjalochana Finserve Private Limited
Parwati Capital Market Private Limited
Vaibhav Stock & Derivatives Broking Private Limited
IRage Broking Services LLP^

Others

Live iNav is updated on Mirae Asset Mutual Fund website.
NSE Symbol: CONSUMER
BSE Code: 544323
Bloomberg Code: MANINAC IN Equity

Expense Ratio: 0.33%

Portfolio Top 10 Holdings

Equity Shares	
Eternal Ltd.	5.36%
Titan Company Ltd.	5.36%
Bharti Airtel Ltd.	5.21%
Mahindra & Mahindra Ltd.	5.18%
Maruti Suzuki India Ltd.	5.00%
Trent Ltd.	4.83%
Interglobe Aviation Ltd.	4.67%
Tata Motors Ltd.	4.39%
The Indian Hotels Company Ltd.	2.91%
Bajaj Auto Ltd.	2.89%
Other Equities	54.15%
Equity Holding Total	**99.95%**
Cash & Other Receivables	**0.05%**
Total	**100.00%**

Allocation - Top 10 Sectors^

^Industrywise classification as recommended by AMFI

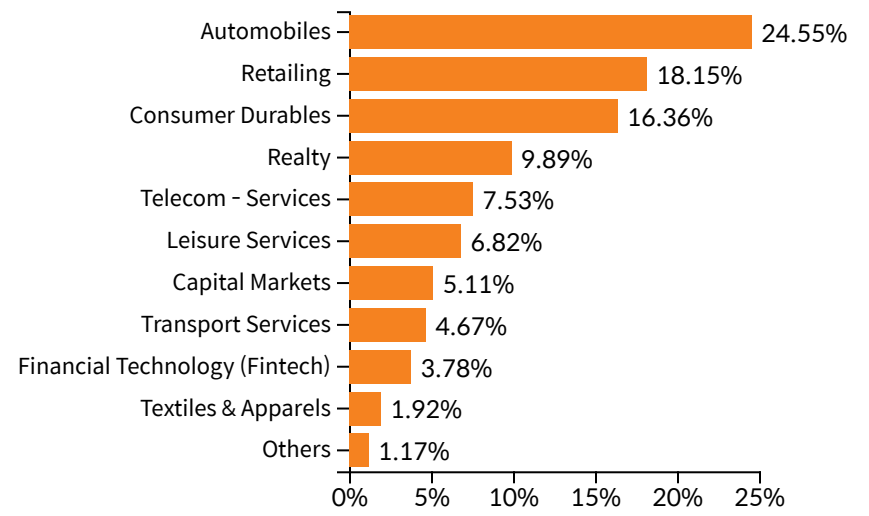

How to Trade in ETF ?

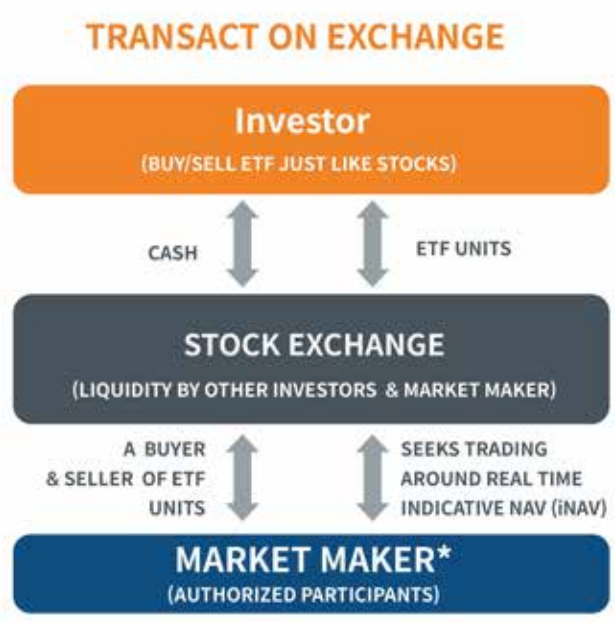

* Market Makers are assigned by the AMC to provide continuous liquidity on the exchange around real time NAV (iNAV). They provide both buy and sell quotes.

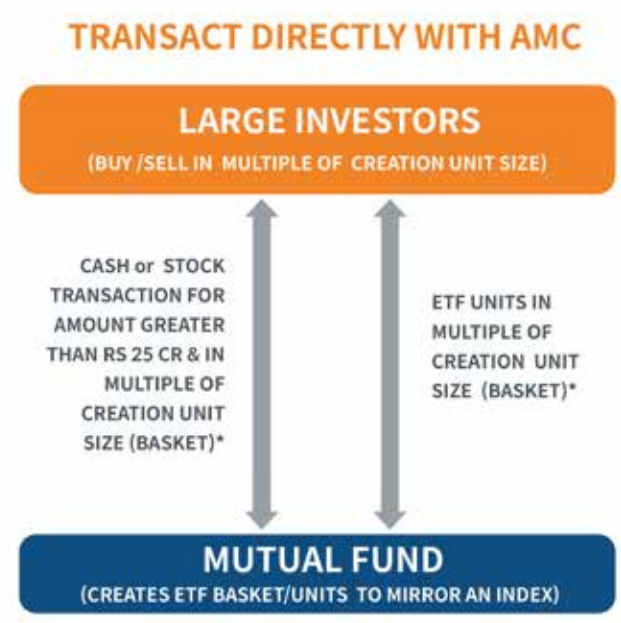

*Creation unit (basket) is the minimum portfolio size which the ETF deploy in the stocks of underlying index to create a replicable portfolio.

As per SEBI Regulation, from 1st July 2022 onwards, minimum purchase order for the transaction through AMC need to be greater than Rs. 25Cr. This limit doesn't apply to Employee Provident Fund Organisation, Recognized Provident Funds, Approved Gratuity Funds and Approved Superannuation Funds under Income Tax Act, 1961

Pursuant to clause 13.2.2 of SEBI master circular dated June 27, 2024, the scheme is in existence for less than 6 months, hence performance shall not be provided.
^Pursuant to notice cum addendum no. 22/2025, a Market Maker has been added w.e.f April 01, 2025.

MIRAE ASSET
BSE 200 EQUAL WEIGHT ETF

NSE Symbol: EQUAL200 , BSE Scrip Code: 544377

(Exchange Traded Fund (ETF) - An open-ended scheme replicating/tracking BSE 200 Equal Weight Total Return Index)

Monthly Factsheet as on 30 April , 2025

Fund Information

Fund Managers :
Ms. Ekta Gala &
Mr. Akshay Udeshi

Allotment Date :	10th March 2025
Benchmark:	BSE 200 Equal Weight (TRI)
Net AUM (Cr.)	14.6550
Tracking Error Value ~ Since Inception Tracking Error is	0.49%
Exit Load:	Please refer page no.70
Plan Available:	The Scheme does not offer any Plans/Options for investment

Minimum Investment Amount
Market Maker: Application for subscription of Units directly with the Fund in Creation Unit Size at NAV based prices in exchange of Portfolio Deposit and Cash
Component.
Large Investors: Minimum amount of ₹25 crores for transacting directly with the AMC.
Other investors (including Market Maker, Large Investors and Regulated Entities): Units of the Scheme can be subscribed (in lots of 1 Unit) during the trading hours on all trading days on the NSE and BSE on which the Units are listed.

On exchange (in multiple of 1 units) Directly with AMC (in multiple of 8,00,000 units)

Net Asset Value (NAV)

₹ 12.2986 (Per Unit)

Market Makers

Mirae Asset Capital Markets (India) Private Limited
East India Securities Limited
Kanjalochana Finserve Private Limited
Parwati Capital Market Private Limited
Vaibhav Stock & Derivatives Broking Private Limited
IRage Broking Services LLP

Others

Live iNav is updated on Mirae Asset Mutual Fund website.
NSE Symbol: EQUAL200
BSE Code: 544377
Bloomberg Code: MIRAWRG IN Equity
Reuters Code: MIRA.NS

Expense Ratio: 0.34%

Portfolio Top 10 Holdings

Equity Shares	
UCO Bank	0.75%
Central Bank of India	0.66%
Mazagon Dock Shipbuilders Ltd.	0.62%
AU Small Finance Bank Ltd.	0.61%
Solar Industries India Ltd.	0.61%
Hindustan Aeronautics Ltd.	0.60%
Dixon Technologies (India) Ltd.	0.57%
Indus Towers Ltd.	0.57%
Coromandel International Ltd.	0.57%
SBI Life Insurance Co. Ltd.	0.57%
Other Equities	93.63%
Equity Holding Total	**99.76%**
Cash & Other Receivables	**0.24%**
Total	**100.00%**

Allocation - Top 10 Sectors^

^Industrywise classification as recommended by AMFI

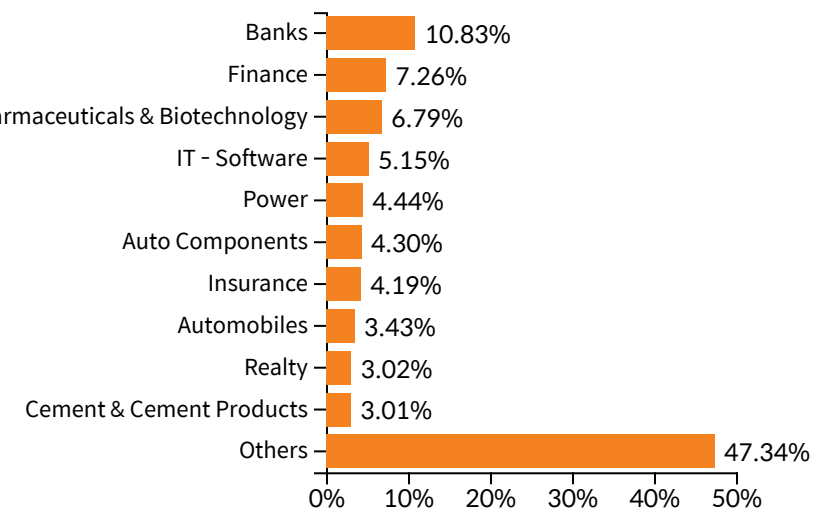

How to Trade in ETF ?

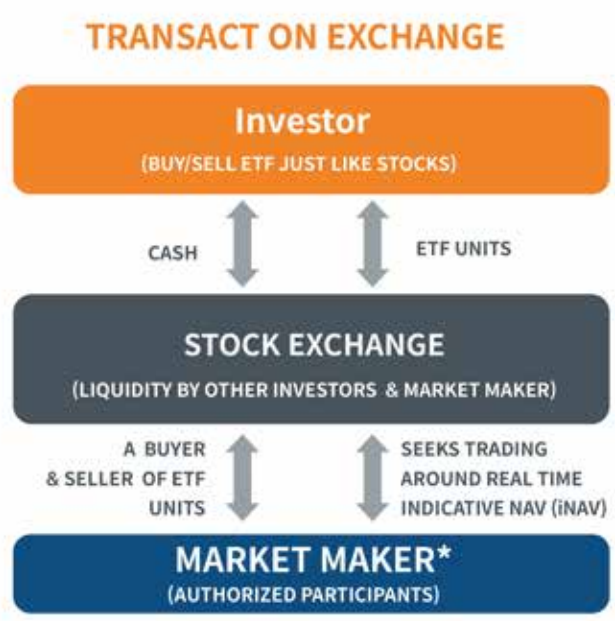

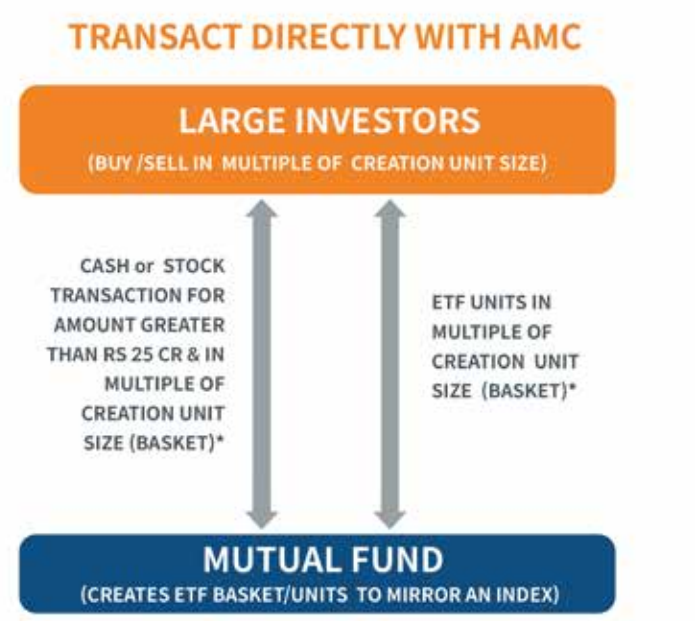

Pursuant to clause 13.2.2 of SEBI master circular dated June 27, 2024, the scheme is in existence for less than 6 months, hence performance shall not be provided.

MIRAE ASSET
BSE SELECT IPO ETF

NSE Symbol: SELECTIPO , BSE Scrip Code: 544376

(Exchange Traded Fund (ETF) - An open-ended scheme replicating/tracking BSE Select IPO Total Return Index)

Monthly Factsheet as on 30 April , 2025

Fund Information

Fund Managers :
Ms. Ekta Gala &
Mr. Akshay Udeshi

Allotment Date :	10th March 2025
Benchmark:	BSE Select IPO (TRI)
Net AUM (Cr.)	15.7900
Tracking Error Value ~ Since Inception Tracking Error is	0.43%
Exit Load:	Please refer page no.70
Plan Available:	The Scheme does not offer any Plans/Options for investment

Minimum Investment Amount
Market Maker: Application for subscription of Units directly with the Fund in Creation Unit Size at NAV based prices in exchange of Portfolio Deposit and Cash
Component.
Large Investors: Minimum amount of ₹25 crores for transacting directly with the AMC.
Other investors (including Market Maker, Large Investors and Regulated Entities): Units of the Scheme can be subscribed (in lots of 1 Unit) during the trading hours on all trading days on the NSE and BSE on which the Units are listed.

On exchange (in multiple of 1 units) Directly with AMC (in multiple of 1,00,000 units)

Net Asset Value (NAV)

₹ 44.0677 (Per Unit)

Market Makers

Mirae Asset Capital Markets (India) Private Limited
East India Securities Limited
Kanjalochana Finserve Private Limited
Parwati Capital Market Private Limited
Vaibhav Stock & Derivatives Broking Private Limited
IRage Broking Services LLP

Others

Live iNav is updated on Mirae Asset Mutual Fund website.
NSE Symbol: SELECTIPO
BSE Code: 544376
Bloomberg Code: MIRAERG IN Equity
Reuters Code: MIRA.NS

Expense Ratio: 0.34%

Portfolio Top 10 Holdings

Equity Shares	
PB Fintech Ltd.	5.16%
Jio Financial Services Ltd.	5.15%
Eternal Ltd.	5.05%
Max Healthcare Institute Ltd.	4.94%
Macrotech Developers Ltd.	4.89%
One 97 Communications Ltd.	3.63%
Mankind Pharma Ltd.	3.61%
FSN E-Commerce Ventures Ltd.	3.51%
SBI Cards & Payment Services Ltd.	3.39%
Indian Railway Finance Corporation Ltd.	3.00%
Other Equities	57.63%
Equity Holding Total	**99.96%**
Cash & Other Receivables	**0.04%**
Total	**100.00%**

Allocation - Top 10 Sectors^

^Industrywise classification as recommended by AMFI

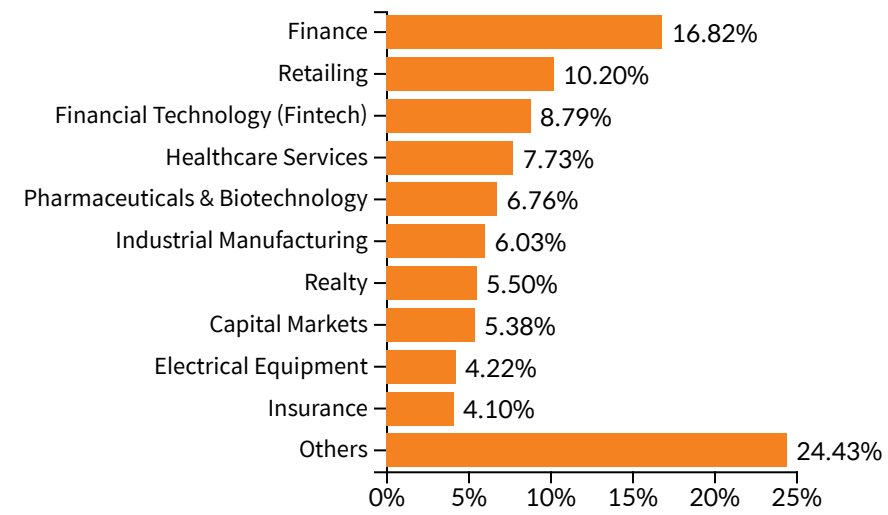

How to Trade in ETF ?

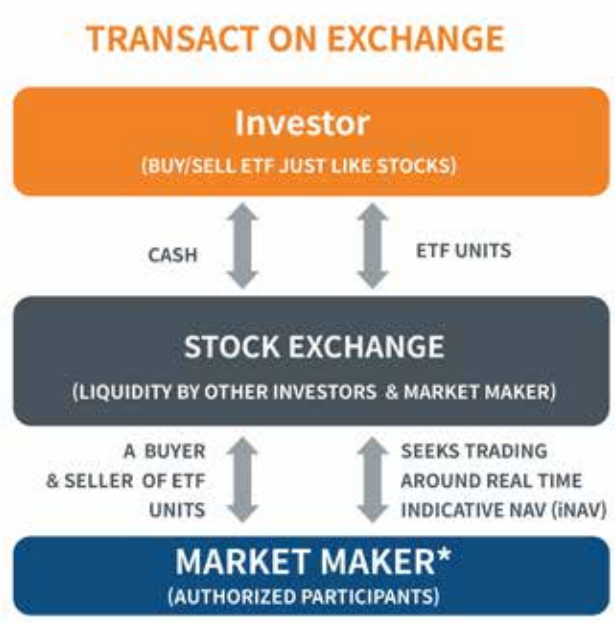

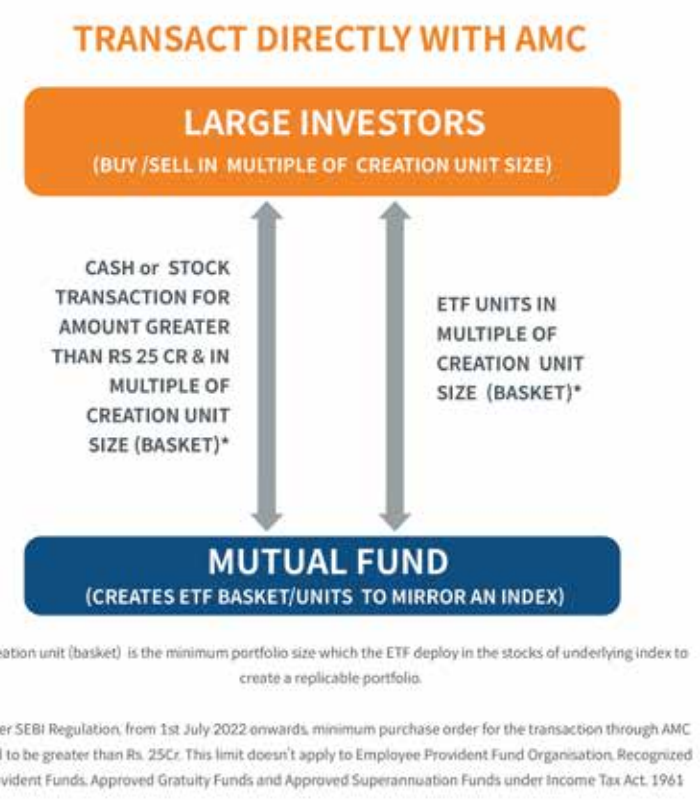

Pursuant to clause 13.2.2 of SEBI master circular dated June 27, 2024, the scheme is in existence for less than 6 months, hence performance shall not be provided.

MIRAE ASSET
NIFTY 100 ESG SECTOR LEADERS ETF

NSE Symbol: ESG , BSE Scrip Code: 543246

(Exchange Traded Fund (ETF) - An open ended scheme replicating/tracking Nifty 100 ESG Sector Leaders Total Return Index)

Monthly Factsheet as on 30 April , 2025

Fund Information

Fund Managers :
Ms. Ekta Gala &
Mr. Akshay Udeshi

Allotment Date :	17th November 2020
Benchmark:	Nifty 100 ESG Sector Leaders Index (TRI)
Net AUM (Cr.)	119.3678
Tracking Error Value ~ 1 Year Tracking Error is	0.04%
Exit Load:	Please refer page no.70
Plan Available:	The Scheme does not offer any Plans/Options for investment

Minimum Investment Amount ##

Market Maker: Application for subscription of Units directly with the Fund in Creation Unit Size at NAV based prices in exchange of Portfolio Deposit and Cash Component.

Large Investors: Minimum amount of ₹25 crores for transacting directly with the AMC.

Other investors (including Market Maker, Large Investors and Regulated Entities): Units of the Scheme can be subscribed (in lots of 1 Unit) during the trading hours on all trading days on the NSE and BSE on which the Units are listed.

On exchange (in multiple of 1 units), Directly with AMC or Market Maker (in multiple of 1,25,000 units)

Net Asset Value (NAV)

₹ 41.1425 (Per Unit)

Market Makers

Mirae Asset Capital Markets (India) Private Limited
East India Securities Limited
Kanjalochana Finserve Private Limited
Parwati Capital Market Private Limited
Vaibhav Stock & Derivatives Broking Private Limited
IRage Broking Services LLP^

Others

Live iNav is updated on Mirae Asset Mutual Fund website.
NSE Symbol: ESG
BSE Code: 543246
Bloomberg Code: ESG IN Equity
Reuters Code: MIRA.NS

Expense Ratio: 0.41%

Portfolio Holdings

Equity Shares Equity Holdings		ESG Score*
HDFC Bank Ltd.	10.49%	80.20
ICICI Bank Ltd.	10.44%	75.80
Reliance Industries Ltd.	9.89%	69.00
Bharti Airtel Ltd.	5.18%	74.50
Larsen & Toubro Ltd.	4.08%	71.70
Tata Consultancy Services Ltd.	3.66%	72.60
Axis Bank Ltd.	3.50%	80.30
Mahindra & Mahindra Ltd.	2.69%	74.90
Bajaj Finance Ltd.	2.50%	78.80
Hindustan Unilever Ltd.	2.16%	72.00
Sun Pharmaceutical Industries Ltd.	2.05%	64.90
NTPC Ltd.	1.74%	63.70
HCL Technologies Ltd.	1.72%	79.90
Maruti Suzuki India Ltd.	1.67%	74.00
Eternal Ltd.	1.67%	68.20
Titan Company Ltd.	1.45%	69.40
Tata Motors Ltd.	1.40%	78.80
Ultratech Cement Ltd.	1.38%	70.80
Tata Steel Ltd.	1.20%	69.00
Trent Ltd.	1.19%	67.50
Asian Paints Ltd.	1.14%	74.20
Bajaj Finserv Ltd.	1.11%	78.60
Interglobe Aviation Ltd.	1.07%	70.90
Grasim Industries Ltd.	1.05%	67.10
JSW Steel Ltd.	1.02%	67.00
Tech Mahindra Ltd.	0.99%	78.80
Hindalco Industries Ltd.	0.94%	64.70
Adani Ports and Special Economic Zone Ltd.	0.93%	70.10
Nestle India Ltd.	0.89%	69.60
Shriram Finance Ltd.	0.89%	80.10
Cipla Ltd.	0.88%	70.20
HDFC Life Insurance Company Ltd.	0.82%	76.90
SBI Life Insurance Co. Ltd.	0.82%	74.30
Divi's Laboratories Ltd.	0.80%	72.80
Eicher Motors Ltd.	0.79%	73.20
Dr. Reddy's Laboratories Ltd.	0.75%	74.90
Apollo Hospitals Enterprise Ltd.	0.73%	67.90
Varun Beverages Ltd.	0.73%	64.50
Wipro Ltd.	0.71%	78.80
Tata Power Company Ltd.	0.67%	69.50
TVS Motor Company Ltd.	0.65%	71.40
Cholamandalam Investment & Finance Co. Ltd.	0.65%	79.60
Avenue Supermarts Ltd.	0.64%	69.20
IndusInd Bank Ltd.	0.57%	72.00
Info Edge (India) Ltd.	0.57%	71.20
REC Ltd.	0.54%	76.30
Indian Oil Corporation Ltd.	0.54%	61.40
Hero MotoCorp Ltd.	0.51%	75.50
Godrej Consumer Products Ltd.	0.49%	76.00
Pidilite Industries Ltd.	0.48%	63.60
ICICI Lombard General Insurance Company Ltd.	0.46%	74.70
DLF Ltd.	0.45%	70.50
LTIMindtree Ltd.	0.44%	77.00
Adani Power Ltd.	0.43%	65.70
Macrotech Developers Ltd.	0.38%	76.70
Jindal Steel & Power Ltd.	0.35%	66.90
Adani Energy Solutions Ltd.	0.34%	70.80
Torrent Pharmaceuticals Ltd.	0.32%	68.70
Bharat Heavy Electricals Ltd.	0.30%	64.80
ABB India Ltd.	0.30%	70.60
Dabur India Ltd.	0.30%	75.70
Adani Green Energy Ltd.	0.29%	67.60
NHPC Ltd.	0.28%	62.10
Siemens Ltd.	0.27%	60.60
JSW Energy Ltd.	0.27%	70.30
Union Bank of India	0.25%	77.90
ICICI Prudential Life Insurance Company Ltd.	0.25%	76.20
Indian Railway Catering & Tourism Corporation Ltd.	0.23%	61.50
Zydus Lifesciences Ltd.	0.23%	67.80
Siemens Energy India Ltd.	0.23%	60.60
Adani TotalGas Ltd.	0.17%	72.40
Equity Holdings Total	**99.98%**	**73.28**
Cash & Other Receivables		
TREPS/Reverse Repo	0.00%	Weighted Average Fund Score
Net Receivables / (Payables)	0.02%	
Cash & Other Receivables Total	**0.02%**	
Total	**100.00%**	

Allocation - Top 10 Sectors^

^Industrywise classification as recommended by AMFI

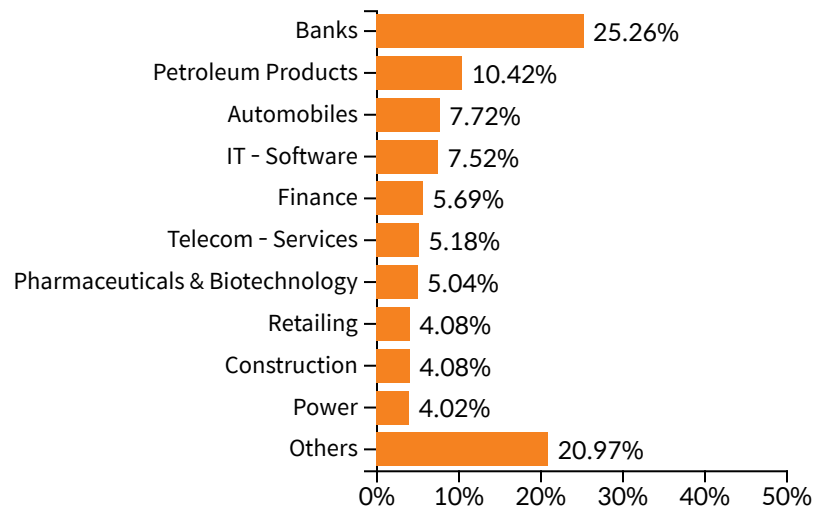

Performance Report

Period	Mirae Asset Nifty 100 ESG Sector Leaders ETF	Scheme Benchmark*	Additional Benchmark**
Last 1 Year	9.03%	9.58%	9.06%
Last 3 Years	12.33%	13.11%	13.45%
Since Inception	14.70%	15.49%	15.78%
Value of Rs. 10000 invested (in Rs.) Since Inception	18,413	18,990	19,198
NAV as on 30th Apr, 2025	₹41.1425		
Index Value 30th Apr, 2025	Index Value of Scheme Benchmark is 4,679.2096 and BSE Sensex (TRI) is 1,24,627.0900		
Allotment Date	17th November 2020		
Scheme Benchmark	*Nifty 100 ESG Sector Leaders Index (TRI)		
Additional Benchmark	**BSE Sensex (TRI)		

Fund manager : Ms. Ekta Gala & Mr. Akshay Udeshi managing the scheme since November 17, 2020 & (w.e.f August 28, 2023) respectively.
Note: Returns for 1 year and below are absolute returns, Returns above 1 year are CAGR- Compounded Annualized Growth returns.
Latest available NAV has been taken for return calculation wherever applicable

Past Performance may or may not be sustained in future.

* Note: This section contains information developed by Stakeholders Empowerment Services. Such information and data are proprietary of Stakeholders Empowerment Services and/or its third party suppliers (Third Party Data) and are provided for informational purposes only. They do not constitute an endorsement of any product or project, nor an investment advice and are not warranted to be complete, timely, accurate or suitable for a particular purpose. Their use is subject to conditions available at https://www.sesgovernance.com/
Note: For computation of since inception returns (%) the allotment NAV has been taken as ₹22.3440.
Note:1. The reference and details provided here in are of Regular Plan - Growth Option
Pursuant to notice cum addendum no. 22/2025, creation unit size of the scheme has been changed with effect from April 01, 2025.
^Pursuant to notice cum addendum no. 22/2025, a Market Maker has been added w.e.f April 01, 2025.
The performance of other funds managed by the same fund manager is given in the respective page of the schemes and on page No. 84, 85, 86, 87, 88, 89, 91, 92, 93, 94, 95, 96

MIRAE ASSET NYSE FANG + ETF

NSE Symbol: MAFANG , BSE Scrip Code: 543291

(Exchange Traded Fund (ETF) - An open ended scheme replicating/tracking NYSE FANG + Total Return Index)

Monthly Factsheet as on 30 April , 2025

Fund Information

Fund Managers : Mr. Siddharth Srivastava	
Allotment Date :	6th May 2021
Benchmark:	NYSE FANG + Index (TRI) (INR)
Net AUM (Cr.)	2,561.5967
Tracking Error Value ~ 1 Year Tracking Error is	0.04%
Exit Load:	Please refer page no.71
Plan Available:	The Scheme does not offer any Plans/Options for investment Options Available

Minimum Investment Amount
Market Maker: Application for subscription of Units directly with the Fund in Creation Unit Size at NAV based prices in exchange of Portfolio Deposit and Cash Component.
Large Investors: Minimum amount of ₹25 crores for transacting directly with the AMC.
Other investors (including Market Maker, Large Investors and Regulated Entities): Units of the Scheme can be subscribed (in lots of 1 Unit) during the
trading hours on all trading days on the NSE and BSE on which the Units are listed.

On exchange (in multiple of 1 units), Directly with AMC or Market Maker (in multiple of 2,00,000 units)

Net Asset Value (NAV)

₹ 103.5811 (Per Unit)

Market Makers

Mirae Asset Capital Markets (India) Private Limited
East India Securities Limited
Kanjalochana Finserve Private Limited
Parwati Capital Market Private Limited
Vaibhav Stock & Derivatives Broking Private Limited
IRage Broking Services LLP^

Others

Live iNav is updated on Mirae Asset Mutual Fund website.
NSE Symbol: MAFANG
BSE Code: 543291
Bloomberg Code: MAFANG IN Equity
Reuters Code: MIRA.NS

Expense Ratio: 0.65%

Portfolio Top 10 Holdings

Equity Shares	
Netflix Inc.	11.54%
Crowdstrike Holdings Inc	11.19%
ServiceNow Inc	11.07%
Microsoft Corporation	9.97%
Apple Inc.	9.66%
Broadcom Inc	9.63%
Alphabet Inc.	9.48%
Amazon.Com Inc	9.23%
Meta Platforms	9.20%
Nvidia Corporation	9.07%
Other Equities	-0.02%
Equity Holding Total	**100.02%**
Cash & Other Receivables	**-0.02%**
Total	**100.00%**

Overall Asset Allocation



How to Trade in ETF ?

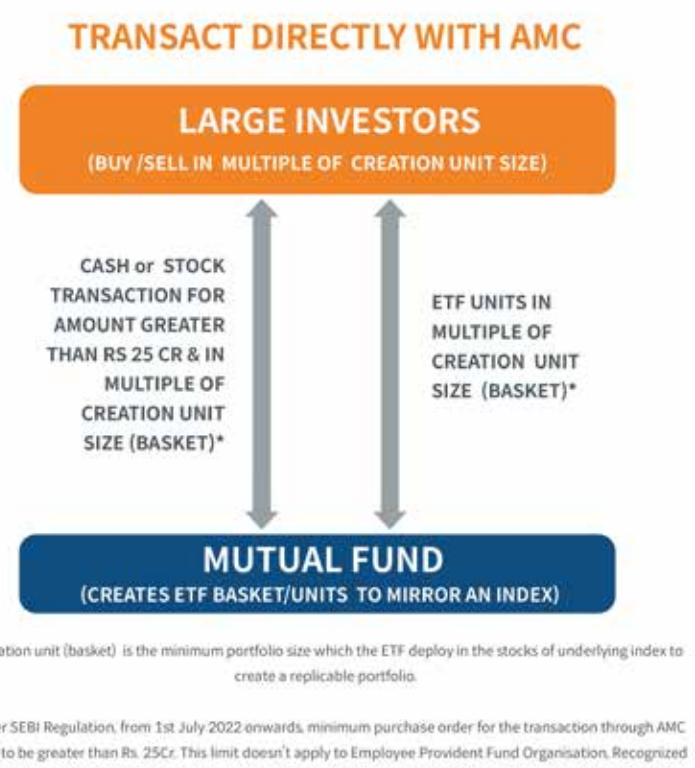

Performance Report

Period	Mirae Asset NYSE FANG + ETF	Scheme Benchmark*	Additional Benchmark**
Last 1 Year	28.93%	29.96%	9.06%
Last 3 Years	36.20%	37.30%	13.45%
Since Inception	20.91%	21.61%	14.58%
Value of Rs. 10000 invested (in Rs.) Since Inception	21,314	21,812	17,203
NAV as on 30th Apr, 2025	₹103.5811		
Index Value 30th Apr, 2025	Index Value of Scheme Benchmark is 14,545.0100 and BSE Sensex (TRI) is 1,24,627.0900		
Allotment Date	6th May 2021		
Scheme Benchmark	*NYSE FANG + Index (TRI) (INR)		
Additional Benchmark	**BSE Sensex (TRI)		

Fund manager : Mr. Siddharth Srivastava managing the scheme since May 06, 2021.
Note: Returns for 1 year and below are absolute returns, Returns above 1 year are CAGR- Compounded Annualized Growth returns.
Latest available NAV has been taken for return calculation wherever applicable

Past Performance may or may not be sustained in future.
Note: For computation of since inception returns (%) the allotment NAV has been taken as ₹48.5970.
Note:1. The reference and details provided here in are of Regular Plan - Growth Option
^Pursuant to notice cum addendum no. 22/2025, a Market Maker has been added w.e.f April 01, 2025.
The performance of other funds managed by the same fund manager is given in the respective page of the schemes and on page No. 86, 87, 88, 90, 93

MIRAE ASSET S&P 500 TOP 50 ETF

NSE Symbol: MASPTOP50 , BSE Scrip Code: 543365

(Exchange Traded Fund (ETF) - An open ended scheme replicating/tracking S&P 500 Top 50 Total Return Index)

MIRAE ASSET Mutual Fund

Monthly Factsheet as on 30 April , 2025

Fund Information

Fund Managers :
Mr. Siddharth Srivastava

Allotment Date :	20th September 2021
Benchmark:	S&P 500 Top 50 (TRI) (INR)
Net AUM (Cr.)	736.8034
Tracking Error Value ~ 1 Year Tracking Error is	0.05%
Exit Load:	Please refer page no.71
Plan Available:	The Scheme does not offer any Plans/Options for investment

Minimum Investment Amount
Market Maker: Application for subscription of Units directly with the Fund in Creation Unit Size at NAV based prices in exchange of Portfolio Deposit and Cash Component.
Large Investors: Minimum amount of ₹25 crores for transacting directly with the AMC.
Other investors (including Market Maker, Large Investors and Regulated Entities): Units of the Scheme can be subscribed (in lots of 1 Unit) during the trading hours on all trading days on the NSE and BSE on which the Units are listed.

On exchange in multiple of 1 unit With AMC In multiples of 5,50,000 units

Net Asset Value (NAV)

₹ 43.6950 (Per Unit)

Market Makers

Mirae Asset Capital Markets (India) Private Limited
East India Securities Limited
Kanjalochana Finserve Private Limited
Parwati Capital Market Private Limited
Vaibhav Stock & Derivatives Broking Private Limited
IRage Broking Services LLP^

Others

Live iNav is updated on Mirae Asset Mutual Fund website.
NSE Symbol: MASPTOP50
BSE Code: 543365
Bloomberg Code: MASPTOP50 IN Equity
Reuters Code: MIRA.NS

Expense Ratio: 0.60%

Portfolio Top 10 Holdings

Equity Shares	
Apple Inc.	11.56%
Microsoft Corporation	10.64%
Nvidia Corporation	9.66%
Amazon.Com Inc	6.30%
Alphabet Inc.	6.11%
Meta Platforms	4.35%
Berkshire Hathaway Inc	3.54%
Broadcom Inc	3.27%
Tesla Inc	2.86%
Eli Lilly & Company	2.57%
Other Equities	39.05%
Equity Holding Total	**99.91%**
Cash & Other Receivables	**0.09%**
Total	**100.00%**

Overall Asset Allocation

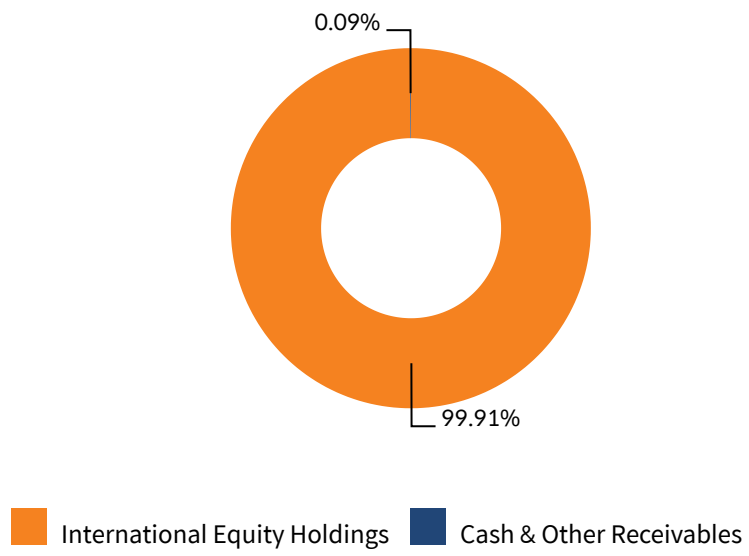

How to Trade in ETF ?

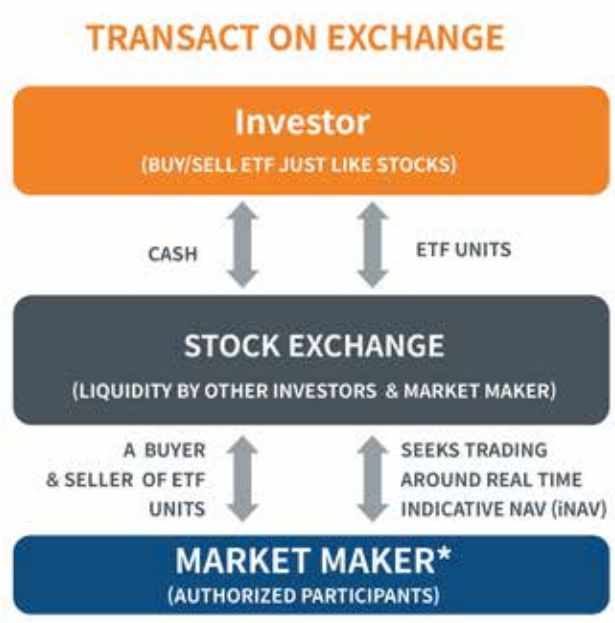

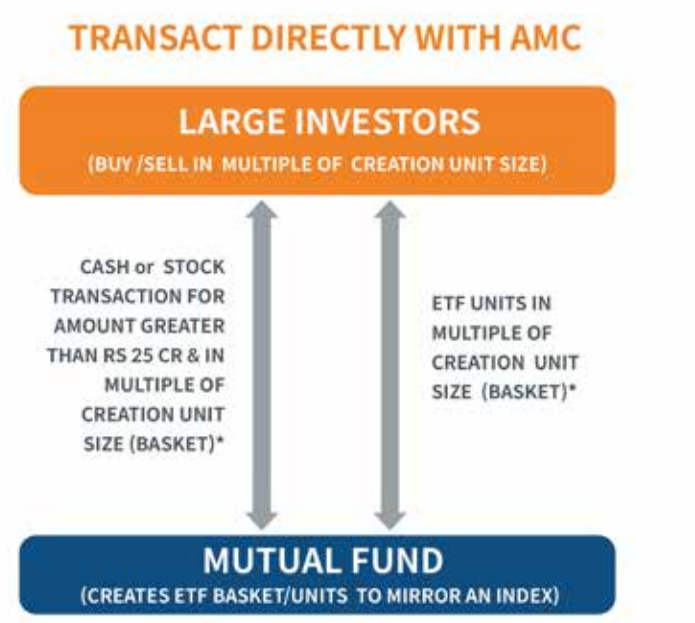

Performance Report

Period	Mirae Asset S&P 500 TOP 50 ETF	Scheme Benchmark*	Additional Benchmark**
Last 1 Year	15.13%	16.22%	9.06%
Last 3 Years	17.70%	18.97%	13.45%
Since Inception	13.80%	14.93%	10.42%
Value of Rs. 10000 invested (in Rs.) Since Inception	15,949	16,528	14,301
NAV as on 30th Apr, 2025	₹43.6950		
Index Value 30th Apr, 2025	Index Value of Scheme Benchmark is 8,817.2400 and BSE Sensex (TRI) is 1,24,627.0900		
Allotment Date	20th September 2021		
Scheme Benchmark	*S&P 500 Top 50 (TRI) (INR)		
Additional Benchmark	**BSE Sensex (TRI)		

Fund manager : Mr. Siddharth Srivastava managing the scheme since September 20, 2021.
Note: Returns for 1 year and below are absolute returns, Returns above 1 year are CAGR- Compounded Annualized Growth returns.
Latest available NAV has been taken for return calculation wherever applicable

Past Performance may or may not be sustained in future.
Note: For computation of since inception returns (%) the allotment NAV has been taken as ₹27.3970.
Note:1. The reference and details provided here in are of Regular Plan - Growth Option
^Pursuant to notice cum addendum no. 22/2025, a Market Maker has been added w.e.f April 01, 2025.
The performance of other funds managed by the same fund manager is given in the respective page of the schemes and on page No. 86, 87, 88, 90, 93

MIRAE ASSET HANG SENG TECH ETF

NSE Symbol: MAHKTECH , BSE Scrip Code: 543414

(Exchange Traded Fund (ETF) - An open ended scheme replicating/tracking Hang Seng TECH Total Return Index (INR))

Monthly Factsheet as on 30 April , 2025

Fund Information

Fund Managers :
Mr. Siddharth Srivastava

Allotment Date :	6th December 2021
Benchmark:	Hang Seng TECH Index (TRI) (INR)
Net AUM (Cr.)	358.5592
Tracking Error Value ~ 1 Year Tracking Error is	0.13%
Exit Load:	Please refer page no.71
Plan Available:	The Scheme does not offer any Plans/Options for investment

Minimum Investment Amount
Market Maker: Application for subscription of Units directly with the Fund in Creation Unit Size at NAV based prices in exchange of Portfolio Deposit and Cash Component.
Large Investors: Minimum amount of ₹25 crores for transacting directly with the AMC.
Other investors (including Market Maker, Large Investors and Regulated Entities): Units of the Scheme can be subscribed (in lots of 1 Unit) during the trading hours on all trading days on the NSE and BSE on which the Units are listed.

On exchange in multiple of 1 unit With AMC In multiples of 8,00,000 units.

Net Asset Value (NAV)

₹ 18.5099 (Per Unit)

Market Makers

Mirae Asset Capital Markets (India) Private Limited
East India Securities Limited
Kanjalochana Finserve Private Limited
Parwati Capital Market Private Limited
Vaibhav Stock & Derivatives Broking Private Limited
IRage Broking Services LLP^

Others

Live iNav is updated on Mirae Asset Mutual Fund website.
NSE Symbol: MAHKTECH
BSE Code: 543414
Bloomberg Code: MAHKTECH IN Equity
Reuters Code: MIRA.NS

Expense Ratio: 0.56%

Portfolio Top 10 Holdings

Equity Shares	
Xiaomi Corporation	8.59%
Tencent Holdings Ltd.	8.45%
Alibaba Group HoldingLtd.	8.00%
Semiconductor Manufacturing International Corp	7.92%
Meituan	7.03%
JD.com Inc	6.94%
Kuaishou Technology	6.61%
Li Auto Inc	5.60%
XPeng Inc	5.02%
Netease Inc	4.92%
Other Equities	30.93%
Equity Holding Total	**100.01%**
Cash & Other Receivables	**-0.01%**
Total	**100.00%**

Overall Asset Allocation

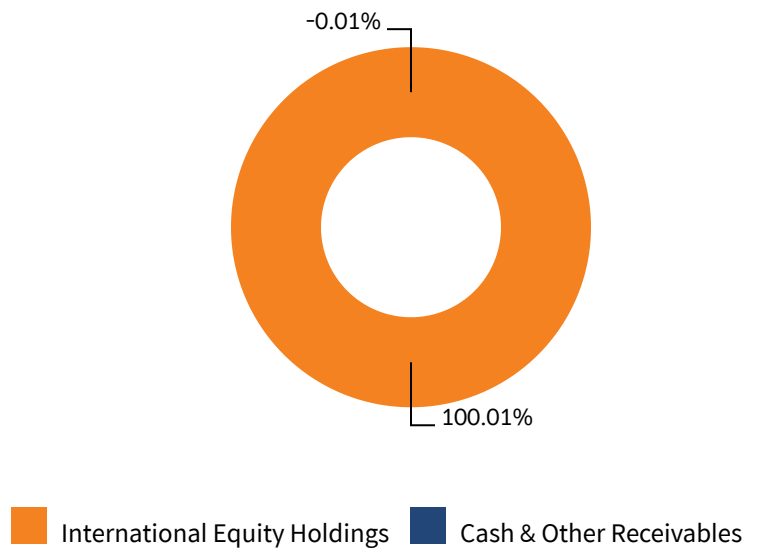

How to Trade in ETF ?

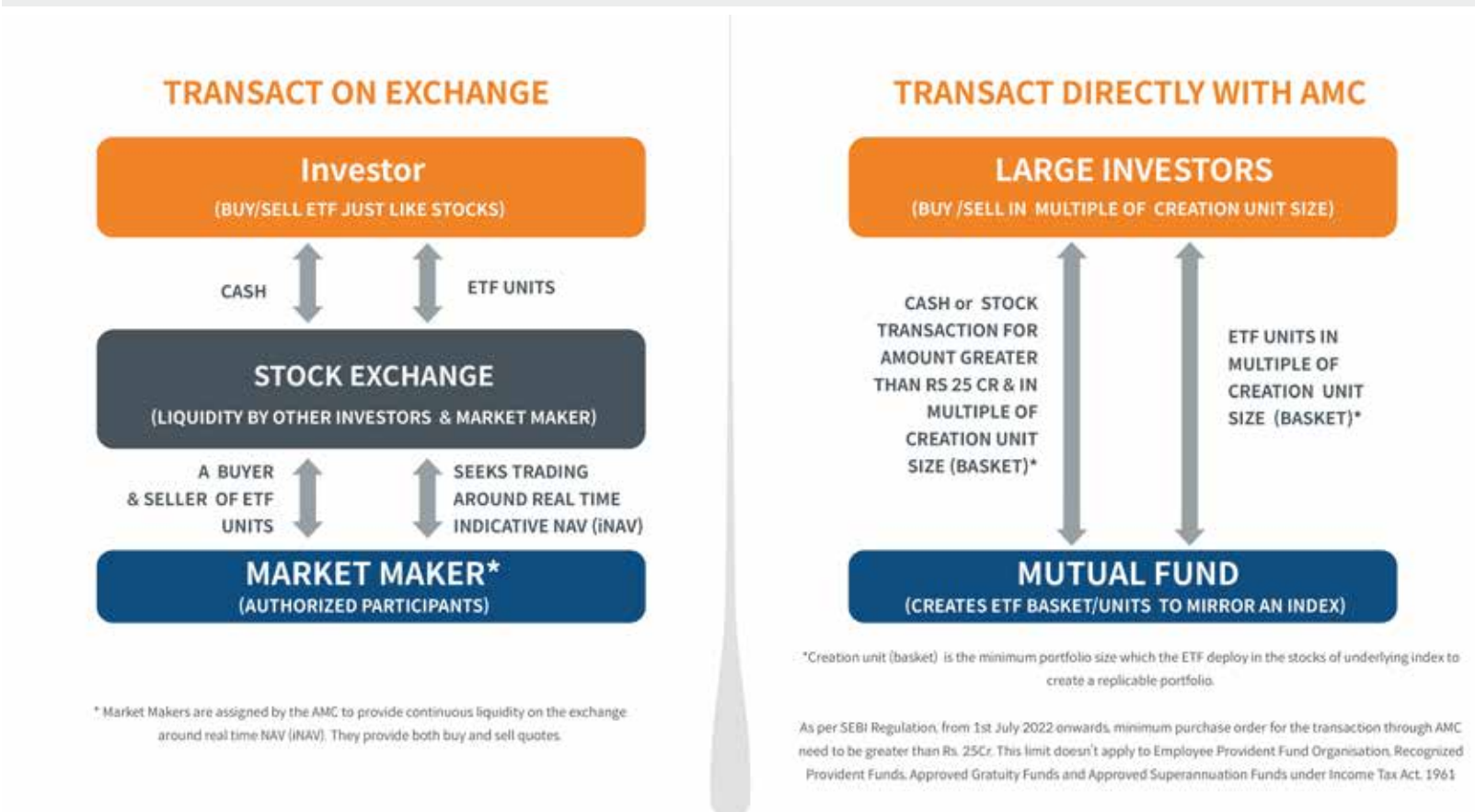

Performance Report

Period	Mirae Asset Hang Seng TECH ETF	Scheme Benchmark*	Additional Benchmark**
Last 1 Year	40.82%	41.80%	9.06%
Last 3 Years	8.55%	9.30%	13.45%
Since Inception	0.08%	0.79%	12.04%
Value of Rs. 10000 invested (in Rs.) Since Inception	10,029	10,271	14,721
NAV as on 30th Apr, 2025	₹18.5099		
Index Value 30th Apr, 2025	Index Value of Scheme Benchmark is 6,348.3000 and BSE Sensex (TRI) is 1,24,627.0900		
Allotment Date	6th December 2021		
Scheme Benchmark	*Hang Seng TECH Index (TRI) (INR)		
Additional Benchmark	**BSE Sensex (TRI)		

Fund manager : Mr. Siddharth Srivastava managing the scheme since December 06, 2021.
Note: Returns for 1 year and below are absolute returns, Returns above 1 year are CAGR- Compounded Annualized Growth returns.
Latest available NAV has been taken for return calculation wherever applicable

Past Performance may or may not be sustained in future.
Note: For computation of since inception returns (%) the allotment NAV has been taken as ₹18.4570.
Note:1. The reference and details provided here in are of Regular Plan - Growth Option
^Pursuant to notice cum addendum no. 22/2025, a Market Maker has been added w.e.f April 01, 2025.
The performance of other funds managed by the same fund manager is given in the respective page of the schemes and on page No. 86, 87, 88, 90, 93

MIRAE ASSET NIFTY BANK ETF

NSE Symbol: BANKETF , BSE Scrip Code: 543944

(Exchange Traded Fund (ETF) - An open ended scheme replicating/tracking Nifty Bank Total Return Index)

Monthly Factsheet as on 30 April , 2025

Fund Information

Fund Managers@ :
Ms. Ekta Gala &
Mr. Ritesh Patel

Allotment Date :	20th July 2023
Benchmark:	Nifty Bank Index (TRI)
Net AUM (Cr.)	251.3579
Tracking Error Value ~ 1 Year Tracking Error is	0.05%
Exit Load:	Please refer page no.72
Plan Available:	The Scheme does not offer any Plans/Options for investment

Minimum Investment Amount
Market Maker: Application for subscription of Units directly with the Fund in Creation Unit Size at NAV based prices in exchange of Portfolio Deposit and Cash Component.
Large Investors: Minimum amount of ₹25 crores for transacting directly with the AMC.
Other investors (including Market Maker, Large Investors and Regulated Entities): Units of the Scheme can be subscribed (in lots of 1 Unit) during the trading hours
on all trading days on the NSE and BSE on which the Units are listed.

On exchange In multiple of 1 units Directly with AMC In multiple of 10,000 units

Net Asset Value (NAV)

₹ 555.0971 (Per Unit)

Market Makers

Mirae Asset Capital Markets (India) Private Limited
East India Securities Limited
Kanjalochana Finserve Private Limited
Parwati Capital Market Private Limited
Vaibhav Stock & Derivatives Broking Private Limited
IRage Broking Services LLP^

Others

Live iNav is updated on Mirae Asset Mutual Fund website.
NSE Symbol: BANKETF
BSE Code: 543944
Bloomberg Code: BANKETF IN Equity
Reuters Code: MIRA.NS

Expense Ratio: 0.10%

Portfolio Top 10 Holdings

Equity Shares	
HDFC Bank Ltd.	27.87%
ICICI Bank Ltd.	25.15%
Axis Bank Ltd.	8.45%
State Bank of India	8.14%
Kotak Mahindra Bank Ltd.	8.12%
IndusInd Bank Ltd.	4.16%
The Federal Bank Ltd.	3.63%
Bank of Baroda	3.49%
IDFC First Bank Ltd.	3.03%
AU Small Finance Bank Ltd.	2.87%
Other Equities	5.09%
Equity Holding Total	**100.00%**
Cash & Other Receivables	**-0.00%**
Total	**100.00%**

Overall Asset Allocation

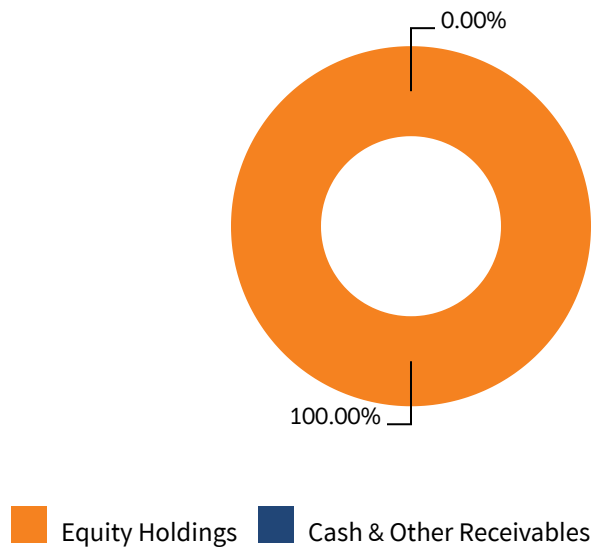

How to Trade in ETF ?

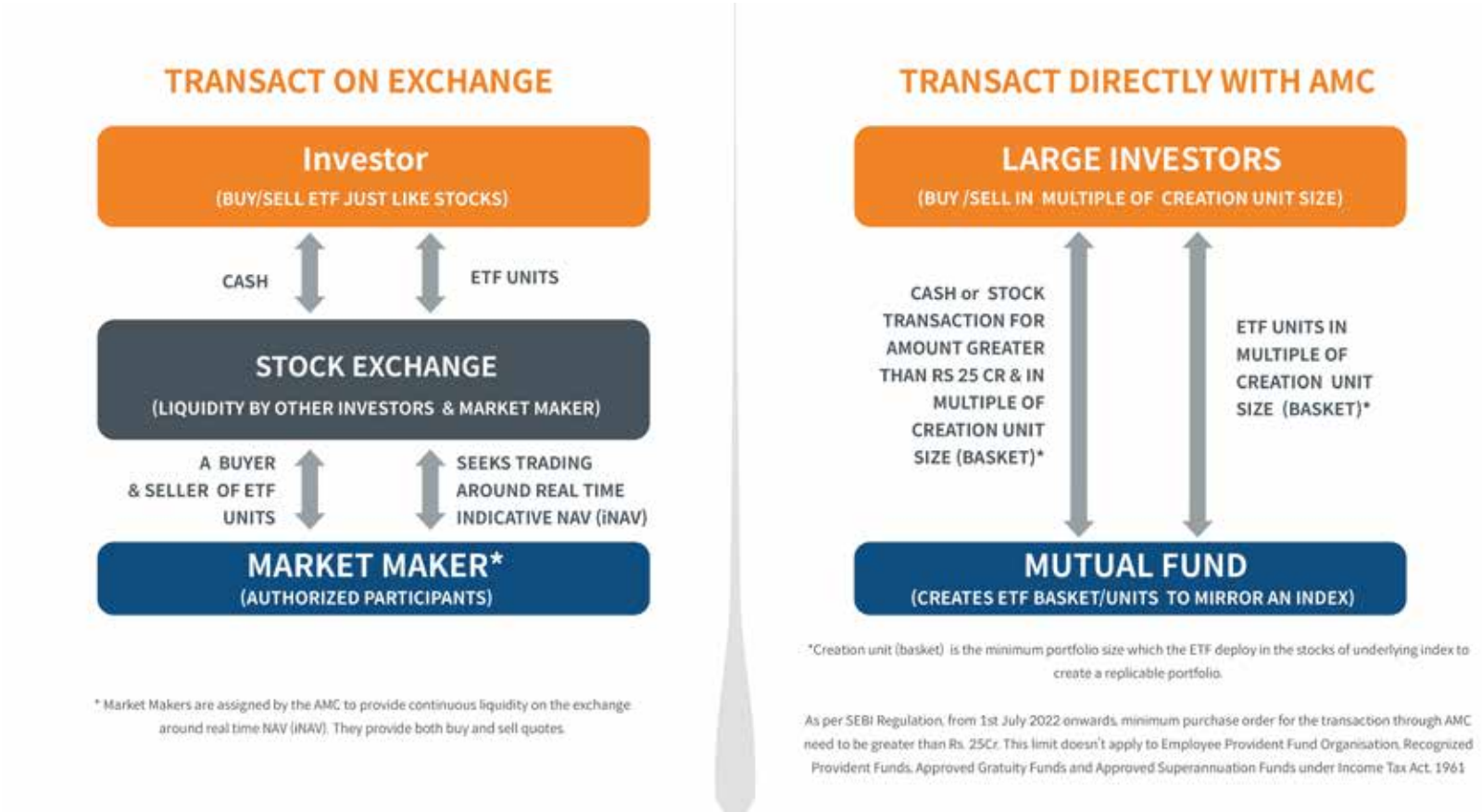

Performance Report

Period	Mirae Asset Nifty Bank ETF	Scheme Benchmark*	Additional Benchmark**
Last 1 Year	12.35%	12.51%	9.01%
Since Inception	10.88%	11.10%	12.89%
Value of Rs. 10000 invested (in Rs.) Since Inception	12,019	12,061	12,409
NAV as on 30th Apr, 2025	₹555.0971		
Index Value 30th Apr, 2025	Index Value of Scheme Benchmark is 76,216.5300 and Nifty 50 TRI is 36,274.8700		
Allotment Date	20th July 2023		
Scheme Benchmark	*Nifty Bank Index (TRI)		
Additional Benchmark	**Nifty 50 TRI		

Fund manager : Ms.Ekta Gala & Mr.Ritesh Patel managing the scheme since July 20, 2023 & March 12, 2025 respectively.
Note: Returns for 1 year and below are absolute returns, Returns above 1 year are CAGR- Compounded Annualized Growth returns.
Latest available NAV has been taken for return calculation wherever applicable

Past Performance may or may not be sustained in future.
Note: For computation of since inception returns (%) the allotment NAV has been taken as ₹461.8690.
Note:1. The reference and details provided here in are of Regular Plan - Growth Option
@ Pursuant to notice cum addendum no. 14/2025, Fund Manager of the scheme has been changed with effect from March 12, 2025.
^Pursuant to notice cum addendum no. 22/2025, a Market Maker has been added w.e.f April 01, 2025.
The performance of other funds managed by the same fund manager is given in the respective page of the schemes and on page No. 84, 85, 86, 87, 88, 89, 91, 92, 93, 94, 95, 96

MIRAE ASSET NIFTY IT ETF

NSE Symbol: ITETF , BSE Scrip Code: 544006

(Exchange Traded Fund (ETF) - An open-ended scheme replicating/tracking Nifty IT Total Return Index)

Monthly Factsheet as on 30 April , 2025

Fund Information

Fund Managers@ :
Ms. Ekta Gala &
Mr. Ritesh Patel

Allotment Date :	20th October 2023
Benchmark:	Nifty IT (TRI)
Net AUM (Cr.)	123.2793
Tracking Error Value ~ 1 Year Tracking Error is	0.05%
Exit Load:	Please refer page no.72
Plan Available:	The Scheme does not offer any Plans/Options for investment

Minimum Investment Amount
Market Maker: Application for subscription of Units directly with the Fund in Creation Unit Size at NAV based prices in exchange of Portfolio Deposit and Cash Component.
Large Investors: Minimum amount of ₹25 crores for transacting directly with the AMC.
Other investors (including Market Maker, Large Investors and Regulated Entities): Units of the Scheme can be subscribed (in lots of 1 Unit) during the trading hours
on all trading days on the NSE and BSE on which the Units are listed.

On exchange in multiple of 1 unit With AMC In multiples of 1,20,000 units

Net Asset Value (NAV)

₹ 36.8385 (Per Unit)

Market Makers

Mirae Asset Capital Markets (India) Private Limited
East India Securities Limited
Kanjalochana Finserve Private Limited
Parwati Capital Market Private Limited
Vaibhav Stock & Derivatives Broking Private Limited
IRage Broking Services LLP^

Others

Live iNav is updated on Mirae Asset Mutual Fund website.
NSE Symbol: ITETF
BSE Code: 544006
Bloomberg Code: ITETF IN Equity
Reuters Code: MIRA.NS

Expense Ratio: 0.10%

Portfolio Top 10 Holdings

Equity Shares	
Infosys Ltd.	27.21%
Tata Consultancy Services Ltd.	23.05%
HCL Technologies Ltd.	10.87%
Tech Mahindra Ltd.	10.25%
Wipro Ltd.	7.38%
Persistent Systems Ltd.	6.09%
Coforge Ltd.	5.23%
LTIMindtree Ltd.	4.56%
Mphasis Ltd.	3.02%
Oracle Financial Services Software Ltd.	2.22%
Equity Holding Total	**99.88%**
Cash & Other Receivables	**0.12%**
Total	**100.00%**

Overall Asset Allocation

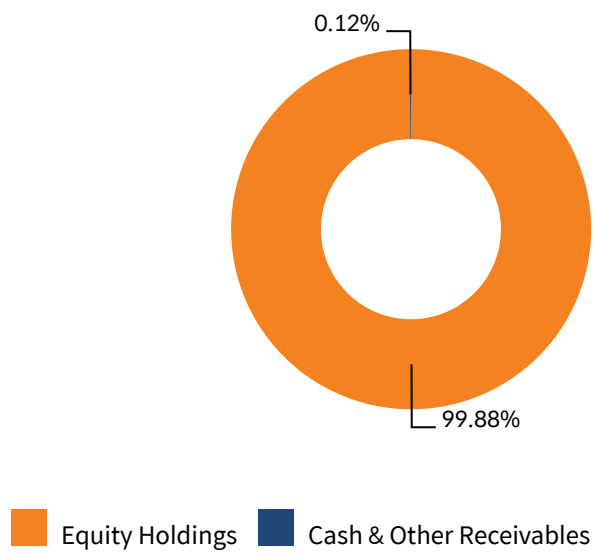

How to Trade in ETF ?

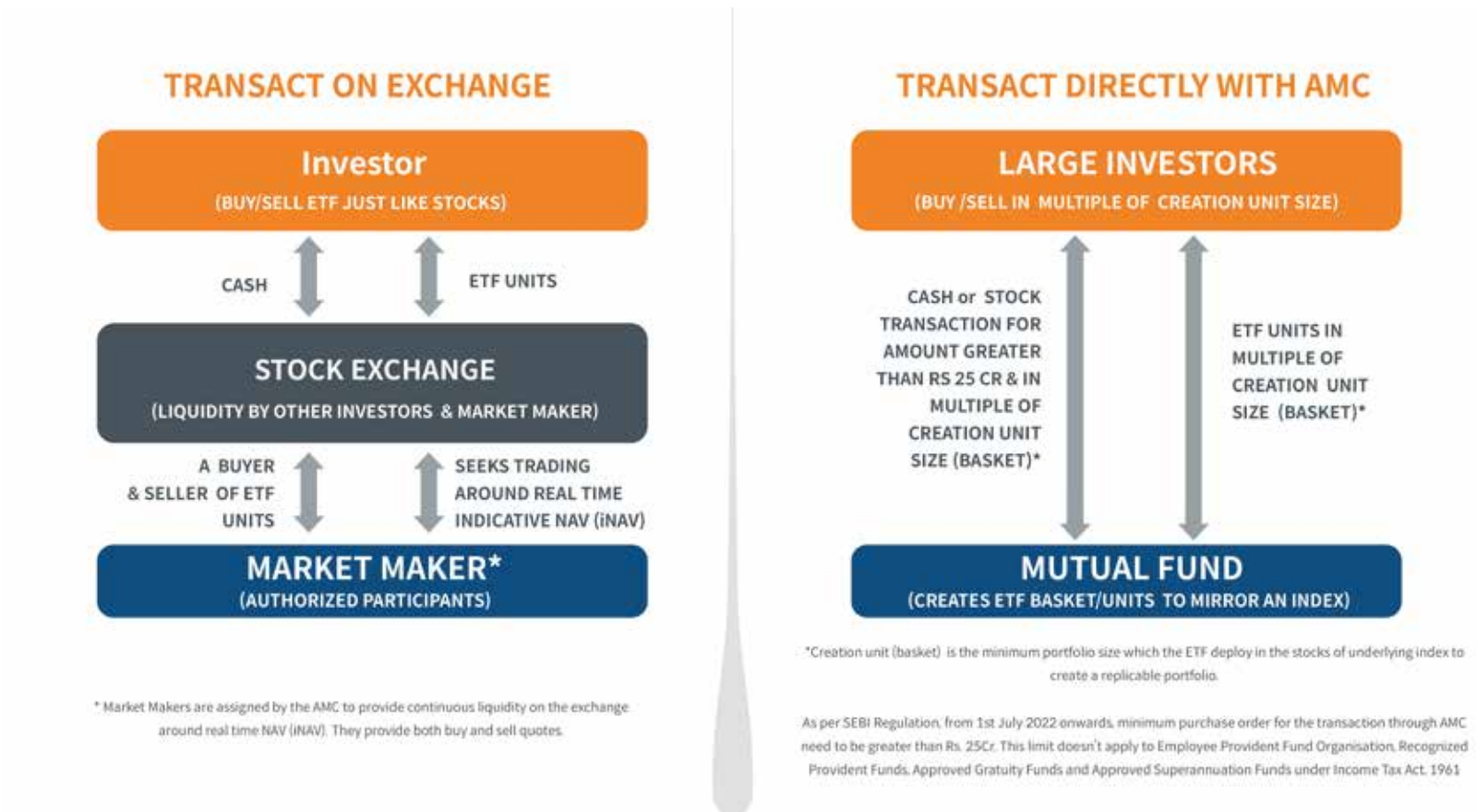

Performance Report

Period	Mirae Asset Nifty IT ETF	Scheme Benchmark*	Additional Benchmark**
Last 1 Year	10.18%	10.37%	9.06%
Since Inception	10.85%	11.05%	15.48%
Value of Rs. 10000 invested (in Rs.) Since Inception	11,706	11,738	12,461
NAV as on 30th Apr, 2025	₹36.8385		
Index Value 30th Apr, 2025	Index Value of Scheme Benchmark is 50,126.1400 and BSE Sensex (TRI) is 1,24,627.0900		
Allotment Date	20th October 2023		
Scheme Benchmark	*Nifty IT (TRI)		
Additional Benchmark	**BSE Sensex (TRI)		

Fund manager : Ms.Ekta Gala & Mr. Ritesh Patel managing the scheme since October 20, 2023 & March 12, 2025 respectively.
Note: Returns (%) for less than 1 year calculated on simple annualized basis, others are CAGR- Compounded Annualized Growth returns.
Latest available NAV has been taken for return calculation wherever applicable

Past Performance may or may not be sustained in future.
Note: For computation of since inception returns (%) the allotment NAV has been taken as ₹31.4694.
Note:1. The reference and details provided here in are of Regular Plan - Growth Option
@ Pursuant to notice cum addendum no. 14/2025, Fund Manager of the scheme has been changed with effect from March 12, 2025.
^Pursuant to notice cum addendum no. 22/2025, a Market Maker has been added w.e.f April 01, 2025.
The performance of other funds managed by the same fund manager is given in the respective page of the schemes and on page No. 84, 85, 86, 87, 88, 89, 91, 92, 93, 94, 95, 96

MIRAE ASSET
NIFTY EV AND NEW AGE AUTOMOTIVE ETF

NSE Symbol: EVINDIA , BSE Scrip Code: 544212

(Exchange Traded Fund (ETF) - An open-ended scheme replicating/tracking Nifty EV and New Age Automotive Total Return Index)

Monthly Factsheet as on 30 April , 2025

Fund Information

Fund Managers : Ms. Ekta Gala & Mr. Akshay Udeshi	
Allotment Date :	10th July 2024
Benchmark:	Nifty EV and New Age Automotive (TRI)
Net AUM (Cr.)	167.7395
Tracking Error Value ~ Since Inception Tracking Error is	0.04%
Exit Load:	Please refer page no.72
Plan Available:	The Scheme does not offer any Plans/Options for investment

Minimum Investment Amount
Market Maker: Application for subscription of Units directly with the Fund in Creation Unit Size at NAV based prices in exchange of Portfolio Deposit and Cash Component.
Large Investors: Minimum amount of ₹25 crores for transacting directly with the AMC.
Other investors (including Market Maker, Large Investors and Regulated Entities): Units of the Scheme can be subscribed (in lots of 1 Unit) during the trading hours on all trading days on the NSE and BSE on which the Units are listed.

On exchange in multiple of 1 unit With AMC In multiples of 1,50,000 units

Net Asset Value (NAV)

₹ 27.2096 (Per Unit)

Market Makers

Mirae Asset Capital Markets (India) Private Limited
East India Securities Limited
Kanjalochana Finserve Private Limited
Parwati Capital Market Private Limited
Vaibhav Stock & Derivatives Broking Private Limited
IRage Broking Services LLP^

Others

Live iNav is updated on Mirae Asset Mutual Fund website.
NSE Symbol: EVINDIA
BSE Code: 544212
Bloomberg Code: MANEVAA IN Equity
Reuters Code: MIRA.NS

Expense Ratio: 0.45%

Portfolio Top 10 Holdings

Equity Shares	
Mahindra & Mahindra Ltd.	8.54%
Maruti Suzuki India Ltd.	8.24%
Bajaj Auto Ltd.	8.00%
Tata Motors Ltd.	7.23%
Reliance Industries Ltd.	4.36%
Bosch Ltd.	4.28%
Tata Elxsi Ltd.	4.18%
KEI Industries Ltd.	4.05%
Samvardhana Motherson International Ltd.	4.04%
CG Power and Industrial Solutions Ltd.	3.99%
Other Equities	43.09%
Equity Holding Total	**100.00%**
Cash & Other Receivables	**0.00%**
Total	**100.00%**

Overall Asset Allocation

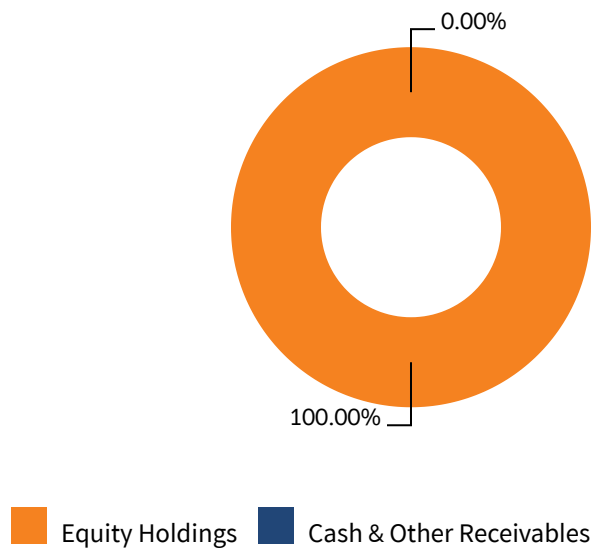

How to Trade in ETF ?

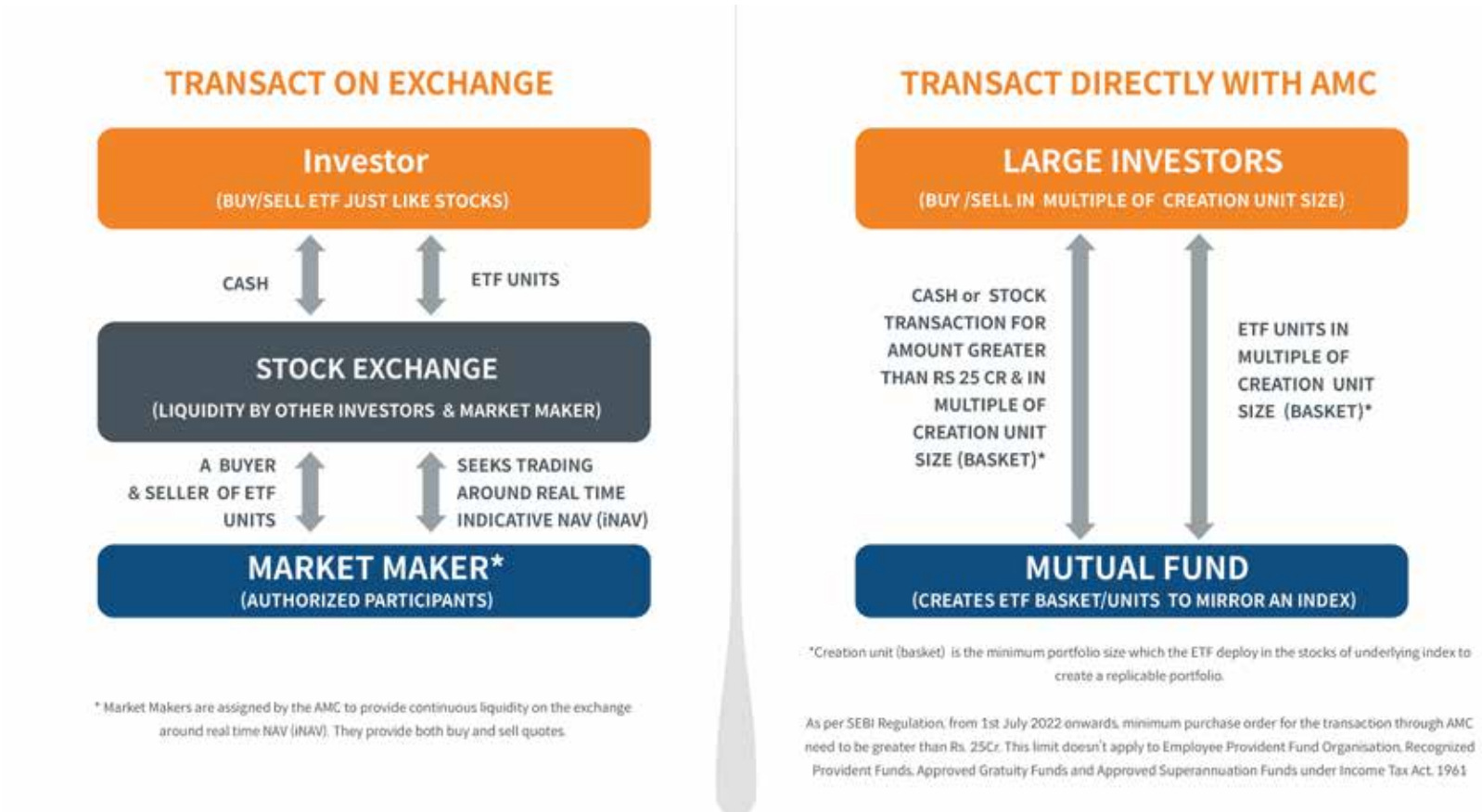

Performance Report

Period	Mirae Asset Nifty EV and New Age Automotive ETF	Scheme Benchmark*
6 Months (Simple Annualized)	-24.17%	-23.80%
Since Inception (Simple Annualized)	-22.28%	-21.87%
Value of Rs. 10000 invested (in Rs.) Since Inception	8,205	8,238
NAV as on 30th Apr, 2025	₹27.2096	
Index Value 30th Apr, 2025	Index Value of Scheme Benchmark is 2,904.1400	
Allotment Date	10th July 2024	
Scheme Benchmark	*Nifty EV and New Age Automotive (TRI)	

Fund manager : Ms.Ekta Gala & Mr. Akshay Udeshi managing the scheme since July 10, 2024.
Note: Returns (%) for less than 1 year calculated on simple annualized basis, others are CAGR- Compounded Annualized Growth returns.
Latest available NAV has been taken for return calculation wherever applicable

Past Performance may or may not be sustained in future.
Note: For computation of since inception returns (%) the allotment NAV has been taken as ₹33.1612.
Note:1. The reference and details provided here in are of Regular Plan - Growth Option
^Pursuant to notice cum addendum no. 22/2025, a Market Maker has been added w.e.f April 01, 2025.
The performance of other funds managed by the same fund manager is given in the respective page of the schemes and on page No. 84, 85, 86, 87, 88, 89, 91, 92, 93, 94, 95, 96

MIRAE ASSET NIFTY PSU BANK ETF

NSE Symbol: BANKPSU , BSE Scrip Code: 544266

(Exchange Traded Fund (ETF) - An open ended scheme replicating/tracking Nifty PSU Bank Total Return Index)

Monthly Factsheet as on 30 April , 2025

Fund Information

Fund Managers :
Ms. Ekta Gala &
Mr. Akshay Udeshi

Allotment Date :	1st October 2024
Benchmark:	Nifty PSU Bank (TRI)
Net AUM (Cr.)	40.0289
Tracking Error Value ~ Since Inception Tracking Error is	0.04%
Exit Load:	Please refer page no.73
Plan Available:	The Scheme does not offer any Plans/Options for investment.

Minimum Investment Amount
Market Maker: Application for subscription of Units directly with the Fund in Creation Unit Size at NAV based prices in exchange of Portfolio Deposit and Cash Component.
Large Investors: Minimum amount of ₹25 crores for transacting directly with the AMC.
Other investors (including Market Maker, Large Investors and Regulated Entities): Units of the Scheme can be subscribed (in lots of 1 Unit) during the trading hours
on all trading days on the NSE and BSE on which the Units are listed.

On exchange in multiple of 1 unit With AMC In multiples of 40,000 Units

Net Asset Value (NAV)

₹ 65.3401 (Per Unit)

Market Makers

Mirae Asset Capital Markets (India) Private Limited
Kanjalochana Finserve Private Limited
East India Securities Limited
Parwati Capital Market Private Limited
Vaibhav Stock & Derivatives Broking Private Limited
IRage Broking Services LLP^

Others

Live Nav is updated on Mirae Asset Mutual Fund website.
NSE Symbol : BANKPSU
BSE Code: 544266
Bloomberg Code: MAPSUBE
Reuters Code: MIRA.NS

Expense Ratio: 0.18%

Portfolio Top 10 Holdings

Equity Shares	
State Bank of India	32.00%
Bank of Baroda	16.85%
Punjab National Bank	12.58%
Canara Bank	11.96%
Union Bank of India	8.85%
Indian Bank	7.28%
Bank of India	5.09%
Bank of Maharashtra	2.90%
Indian Overseas Bank	0.94%
Central Bank of India	0.81%
Other Equities	0.73%
Equity Holding Total	**99.99%**
Cash & Other Receivables	**0.01%**
Total	**100.00%**

Overall Asset Allocation

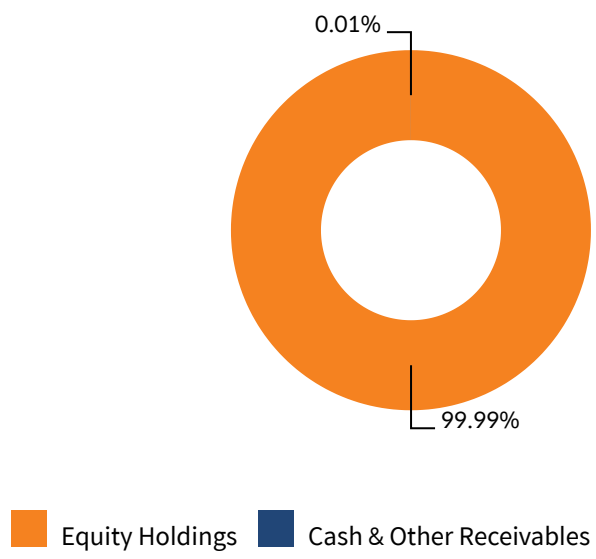

How to Trade in ETF ?

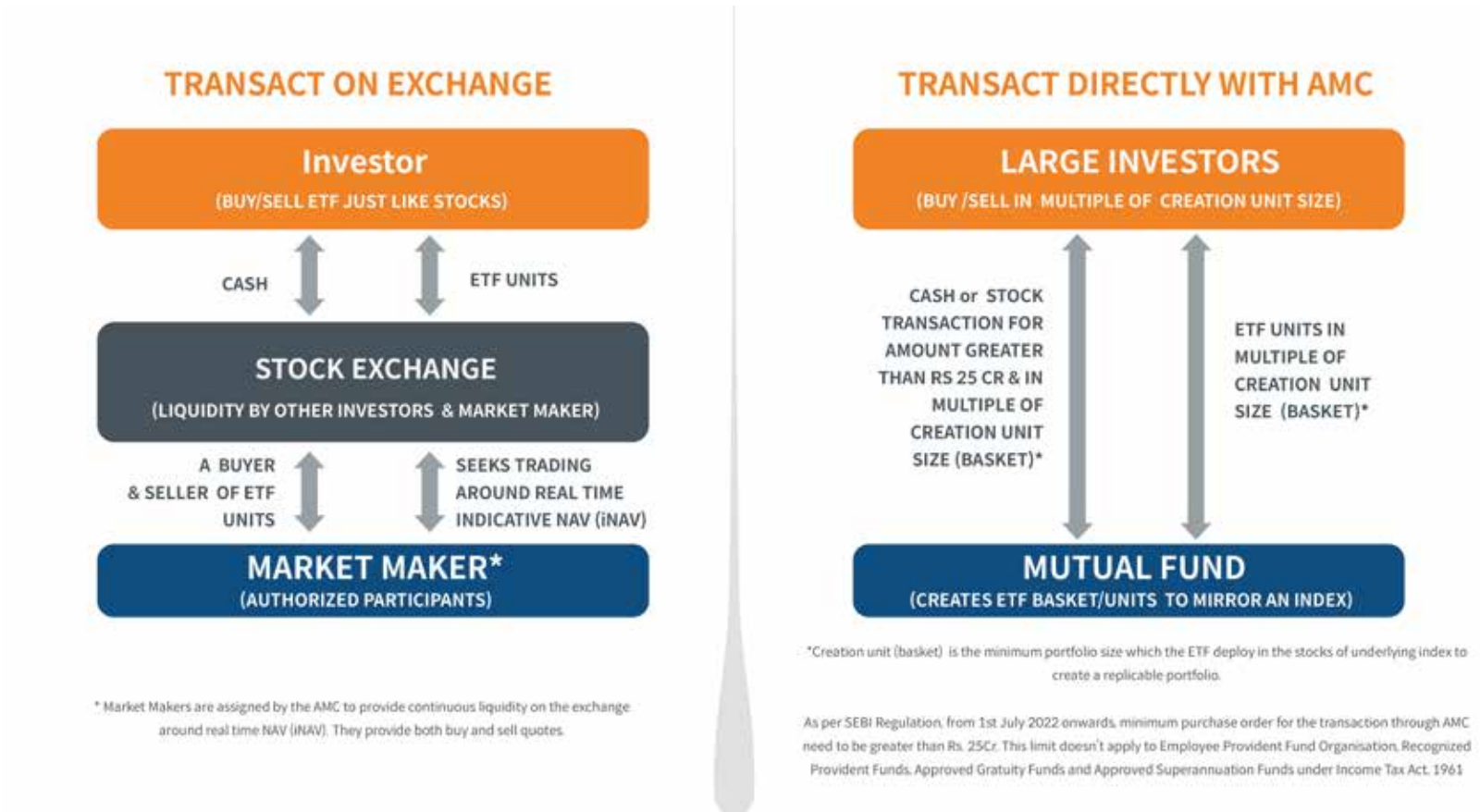

Performance Report

Period	Mirae Asset Nifty PSU Bank ETF	Scheme Benchmark*
6 Months (Simple Annualized)	-5.55%	-5.42%
Since Inception (Simple Annualized)	-5.84%	-5.63%
Value of Rs. 10000 invested (in Rs.) Since Inception	9,662	9,675
NAV as on 30th Apr, 2025	₹65.3401	
Index Value 30th Apr, 2025	Index Value of Scheme Benchmark is 8,856.3700	
Allotment Date	1st October 2024	
Scheme Benchmark	*Nifty PSU Bank (TRI)	

Fund manager : Ms.Ekta Gala & Mr. Akshay Udeshi are managing the scheme since October 01, 2024.
Note: Returns for 1 year and below are absolute returns, Returns above 1 year are CAGR- Compounded Annualized Growth returns.
Latest available NAV has been taken for return calculation wherever applicable

Past Performance may or may not be sustained in future.
Note: For computation of since inception returns (%) the allotment NAV has been taken as ₹67.6225.
Note:1. The reference and details provided here in are of Regular Plan - Growth Option
^Pursuant to notice cum addendum no. 22/2025, a Market Maker has been added w.e.f April 01, 2025.
The performance of other funds managed by the same fund manager is given in the respective page of the schemes and on page No. 84, 85, 86, 87, 88, 89, 91, 92, 93, 94, 95, 96

MIRAE ASSET NIFTY METAL ETF

NSE Symbol: METAL , BSE Scrip Code: 544268

(Exchange Traded Fund (ETF) - An open ended scheme replicating/tracking Nifty Metal Total Return Index)

Monthly Factsheet as on 30 April , 2025

Fund Information

Fund Managers :
Ms. Ekta Gala &
Mr. Akshay Udeshi

Allotment Date :	3rd October 2024
Benchmark:	Nifty Metal (TRI)
Net AUM (Cr.)	28.3043
Tracking Error Value ~ Since Inception Tracking Error is	0.09%
Exit Load:	Please refer page no.73
Plan Available:	The Scheme does not offer any Plans/Options for investment.

Minimum Investment Amount
Market Maker: Application for subscription of Units directly with the Fund in Creation Unit Size at NAV based prices in exchange of Portfolio Deposit and Cash Component.
Large Investors: Minimum amount of ₹25 crores for transacting directly with the AMC.
Other investors (including Market Maker, Large Investors and Regulated Entities): Units of the Scheme can be subscribed (in lots of 1 Unit) during the trading hours on all trading days on the NSE and BSE on which the Units are listed.

On exchange in multiple of 1 unit With AMC In multiples of 3,00,000 units.

Net Asset Value (NAV)

₹ 8.5882 (Per Unit)

Market Makers

Mirae Asset Capital Markets (India) Private Limited
Kanjalochana Finserve Private Limited
East India Securities Limited
Parwati Capital Market Private Limited
Vaibhav Stock & Derivatives Broking Private Limited
IRage Broking Services LLP^

Others

ive Nav is updated on Mirae Asset Mutual Fund website.
NSE Symbol : METAL
BSE Code: 544268
Bloomberg Code: MANMETF
Reuters Code: MIRA.NS

Expense Ratio: 0.27%

Portfolio Top 10 Holdings

Equity Shares	
Tata Steel Ltd.	18.74%
JSW Steel Ltd.	15.81%
Hindalco Industries Ltd.	14.63%
Vedanta Ltd.	11.51%
Adani Enterprises Ltd.	9.70%
Jindal Steel & Power Ltd.	5.51%
APL Apollo Tubes Ltd.	4.75%
NMDC Ltd.	3.62%
Jindal Stainless Ltd.	3.06%
Steel Authority of India Ltd.	2.66%
Other Equities	9.99%
Equity Holding Total	**99.98%**
Cash & Other Receivables	**0.02%**
Total	**100.00%**

Overall Asset Allocation

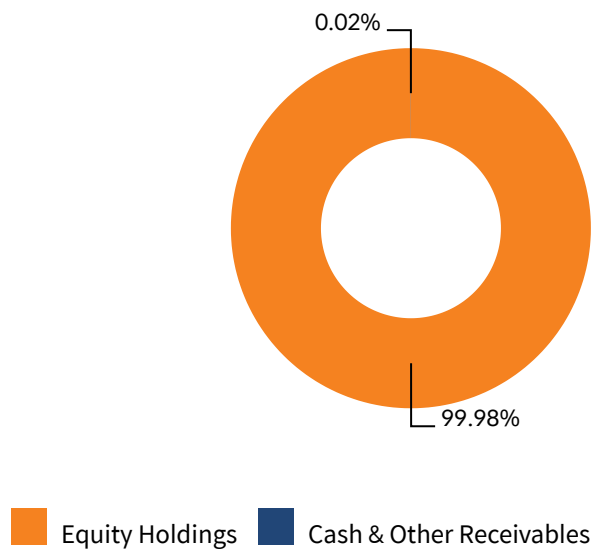

How to Trade in ETF ?

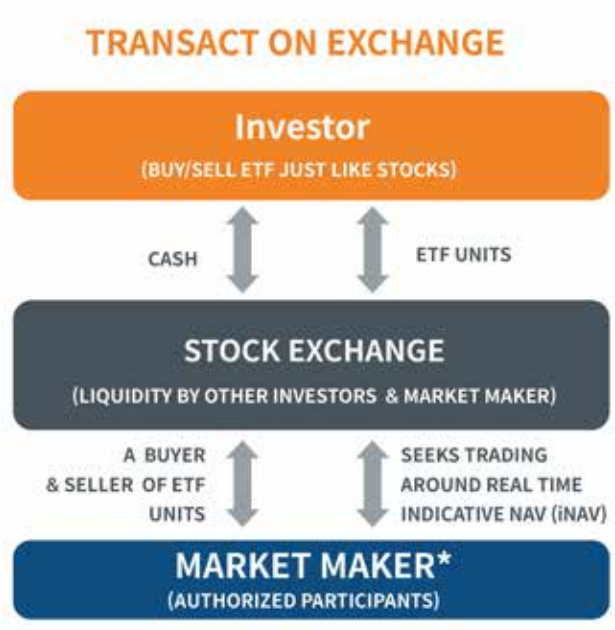

* Market Makers are assigned by the AMC to provide continuous liquidity on the exchange around real time NAV (iNAV). They provide both buy and sell quotes.

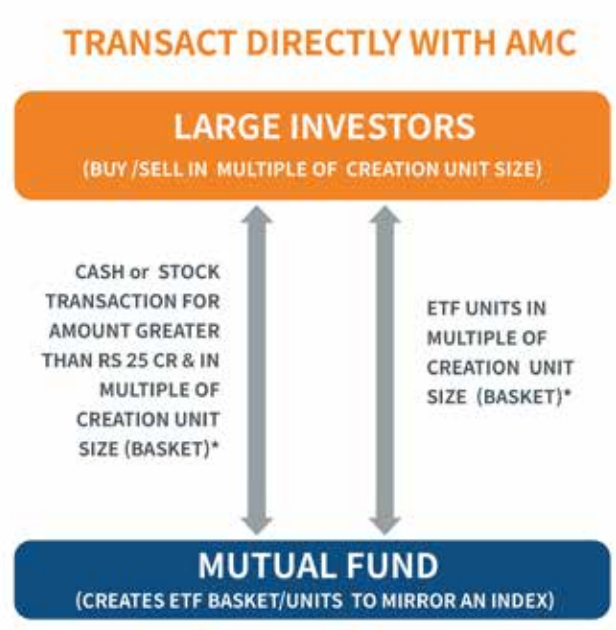

*Creation unit (basket) is the minimum portfolio size which the ETF deploy in the stocks of underlying index to create a replicable portfolio.

As per SEBI Regulation, from 1st July 2022 onwards, minimum purchase order for the transaction through AMC need to be greater than Rs. 25Cr. This limit doesn't apply to Employee Provident Fund Organisation, Recognized Provident Funds, Approved Gratuity Funds and Approved Superannuation Funds under Income Tax Act, 1961

Performance Report

Period	Mirae Asset Nifty Metal ETF	Scheme Benchmark*
6 Months (Simple Annualized)	-15.19%	-14.95%
Since Inception (Simple Annualized)	-25.37%	-25.09%
Value of Rs. 10000 invested (in Rs.) Since Inception	8,457	8,476
NAV as on 30th Apr, 2025	₹8.5882	
Index Value 30th Apr, 2025	Index Value of Scheme Benchmark is 12,892.8800	
Allotment Date	3rd October 2024	
Scheme Benchmark	*Nifty Metal (TRI)	

Fund manager : Ms.Ekta Gala & Mr. Akshay Udeshi are managing the scheme since October 03, 2024.
Note: Returns (%) for less than 1 year calculated on simple annualized basis, others are CAGR- Compounded Annualized Growth returns.
Latest available NAV has been taken for return calculation wherever applicable

Past Performance may or may not be sustained in future.
Note: For computation of since inception returns (%) the allotment NAV has been taken as ₹ 10.1550.
Note:1. Different Plans under the scheme has different expense structure. The reference and details provided here in are of Regular Plan - Growth Option
The performance of other funds managed by the same fund manager is given in the respective page of the schemes and on page No. 84, 85, 86, 87, 88, 89, 91, 92, 93, 94, 95, 96

MIRAE ASSET GOLD ETF

NSE Symbol: GOLDETF , BSE Scrip Code: 543781

(Exchange Traded Fund (ETF) - An open ended scheme replicating/tracking Domestic Price of Gold)

Monthly Factsheet as on 30 April , 2025

Fund Information

Fund Managers :
Mr. Ritesh Patel &
Mr. Akshay Udeshi (Co-fund manager)

Allotment Date :	20th February 2023
Benchmark:	Domestic Price of Physical Gold
Net AUM (Cr.)	768.5552
Tracking Error Value ~ 1 Year Tracking Error is	0.38%
Exit Load:	Please refer page no.73
Plan Available:	The Scheme does not offer any Plans/Options for investment

Minimum Investment Amount
Market Maker: Application for subscription of Units directly with the Fund in Creation Unit Size at NAV based prices in exchange of Portfolio Deposit and Cash Component.
Large Investors: Minimum amount of ₹25 crores for transacting directly with the AMC.
Other investors (including Market Maker, Large Investors and Regulated Entities): Units of the Scheme can be subscribed (in lots of 1 Unit) during the trading hours on all trading days on the NSE and BSE on which the Units are listed.

On exchange In multiple of 1 units Directly with AMC In multiple of 1,10,000 units

Net Asset Value (NAV)

₹ 92.2167 (Per Unit)

Market Makers

Augmont Enterprises Private Limited
Parshwa Prism Gems and Jewellery Limited
Raksha Bullion
Parwati Capital Market Private Limited
Amrapali Capital & Finance Services Limited^

Others

Live iNav is updated on Mirae Asset Mutual Fund website.
NSE Symbol: GOLDETF
BSE Code: 543781
Bloomberg Code: GOLDETF IN Equity
Reuters Code: MIRA.NS

Expense Ratio: 0.32%

Portfolio Holdings

Gold	
Gold	97.77%
Gold Total	**97.77%**
Cash & Other Receivables	
TREPS/Reverse Repo	0.03%
Net Receivables / (Payables)	2.20%
Cash & Other Receivables Total	**2.23%**
Total	**100.00%**

Overall Asset Allocation

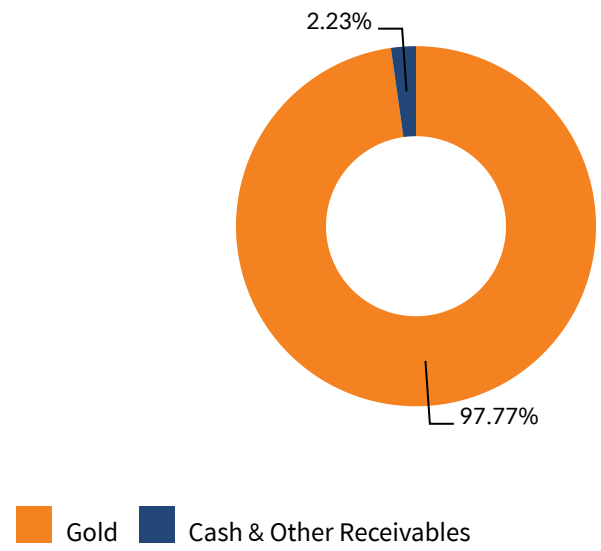

How to Trade in ETF ?

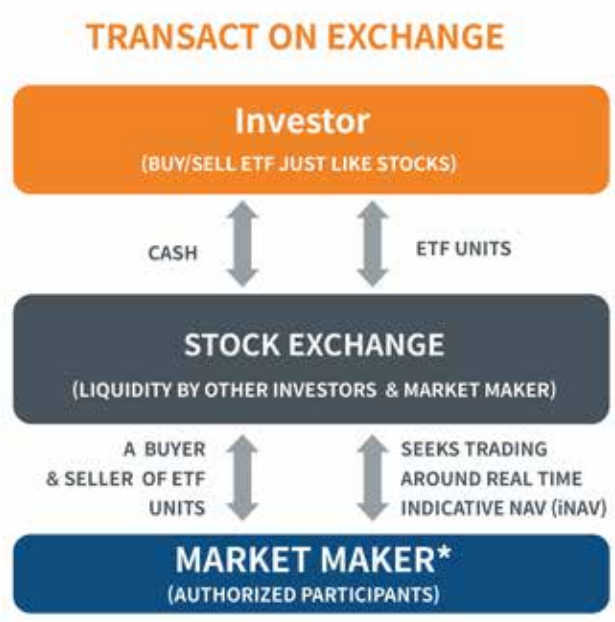

* Market Makers are assigned by the AMC to provide continuous liquidity on the exchange around real time NAV (iNAV). They provide both buy and sell quotes.

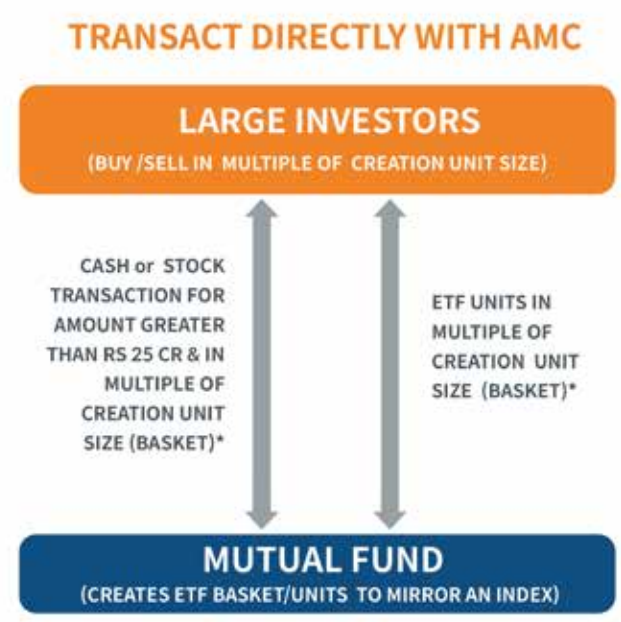

*Creation unit (basket) is the minimum portfolio size which the ETF deploy in the stocks of underlying index to create a replicable portfolio.

As per SEBI Regulation, from 1st July 2022 onwards, minimum purchase order for the transaction through AMC need to be greater than Rs. 25Cr. This limit doesn't apply to Employee Provident Fund Organisation, Recognized Provident Funds, Approved Gratuity Funds and Approved Superannuation Funds under Income Tax Act, 1961

Performance Report

Period	Mirae Asset Gold ETF	Scheme Benchmark*
Last 1 Year	29.98%	31.30%
Since Inception	25.02%	26.24%
Value of Rs. 10000 invested (in Rs.) Since Inception	16,313	16,663
NAV as on 30th Apr, 2025	₹92.2167	
Index Value 30th Apr, 2025	Index Value of Scheme Benchmark is 93,92,800.0000	
Allotment Date	20th February 2023	
Scheme Benchmark	*Domestic Price of Physical Gold	

Fund manager : Mr. Ritesh Patel & Mr. Akshay Udeshi (Co-Fund Manager) managing the scheme since 20th February, 2023 & (w.e.f August 28, 2023) respectively.
Note: Returns for 1 year and below are absolute returns, Returns above 1 year are CAGR- Compounded Annualized Growth returns.
Latest available NAV has been taken for return calculation wherever applicable

Past Performance may or may not be sustained in future.
Note: For computation of since inception returns (%) the allotment NAV has been taken as ₹56.5289.
Note:1. The reference and details provided here in are of Regular Plan - Growth Option
^Pursuant to notice cum addendum no. 22/2025, a Market Maker has been added w.e.f April 01, 2025.
The performance of other funds managed by the same fund manager is given in the respective page of the schemes and on page No. 84, 85, 86, 87, 88, 89, 91, 92, 93, 94, 95, 96

MIRAE ASSET SILVER ETF

NSE Symbol: SILVRETF , BSE Scrip Code: 543922

(Exchange Traded Fund (ETF) - An open ended scheme replicating/tracking Domestic Price of Silver)

Monthly Factsheet as on 30 April , 2025

Fund Information

Fund Managers :
Mr. Ritesh Patel &
Mr. Akshay Udeshi (Co-fund manager)

Allotment Date :	9th June 2023
Benchmark:	Domestic Price of Physical Silver
Net AUM (Cr.)	84.9829
Tracking Error Value ~ 1 Year Tracking Error is	0.68%
Exit Load:	Please refer page no.74
Plan Available:	The Scheme does not offer any Plans/Options for investment

Minimum Investment Amount
Market Maker: Application for subscription of Units directly with the Fund in Creation Unit Size at NAV based prices in exchange of Portfolio Deposit and Cash Component.
Large Investors: Minimum amount of ₹25 crores for transacting directly with the AMC.
Other investors (including Market Maker, Large Investors and Regulated Entities): Units of the Scheme can be subscribed (in lots of 1 Unit) during the trading hours on all trading days on the NSE and BSE on which the Units are listed.

On exchange in multiple of 1 unit With AMC In multiples of 30,000 units

Net Asset Value (NAV)

₹ 92.8464 (Per Unit)

Market Makers

Augmont Enterprises Private Limited
Parshwa Prism Gems and Jewellery Limited
Raksha Bullion
Parwati Capital Market Private Limited
Amrapali Capital & Finance Services Limited^

Others

Live iNav is updated on Mirae Asset Mutual Fund website.
NSE Symbol: SILVRETF
BSE Code: 543922
Bloomberg Code: SILVRETF IN Equity
Reuters Code: MIRA.NS

Expense Ratio: 0.35%

Portfolio Holdings

Silver	
Silver	97.53%
Silver Total	**97.53%**
Cash & Other Receivables	
TREPS/Reverse Repo	0.01%
Net Receivables / (Payables)	2.46%
Cash & Other Receivables Total	**2.47%**
Total	**100.00%**

Overall Asset Allocation

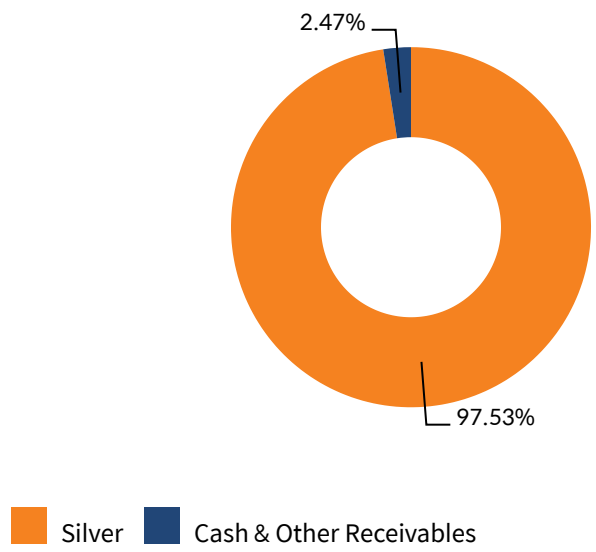

How to Trade in ETF ?

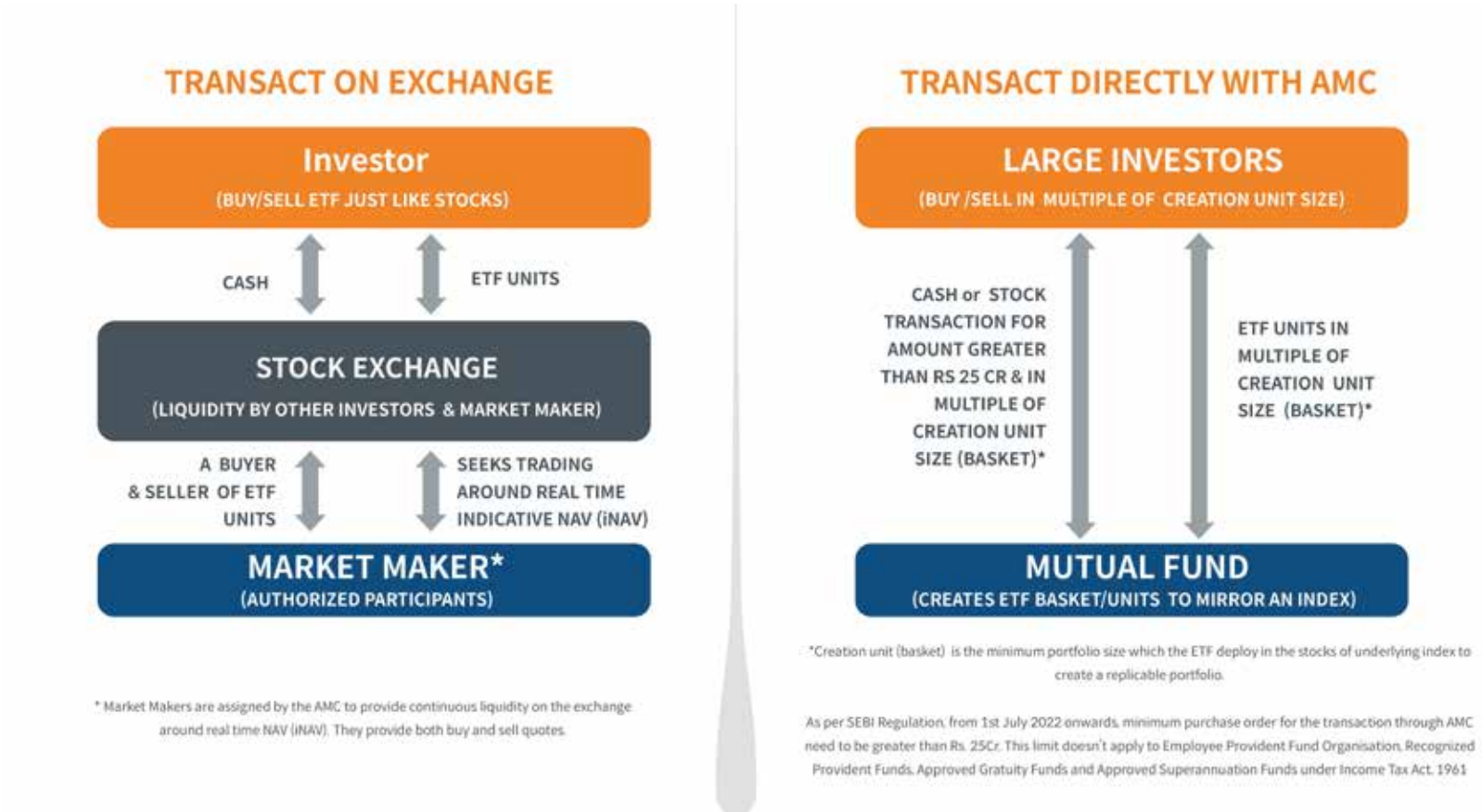

Performance Report

Period	Mirae Asset Silver ETF	Scheme Benchmark*
Last 1 Year	16.52%	17.55%
Since Inception	12.74%	13.86%
Value of Rs. 10000 invested (in Rs.) Since Inception	12,547	12,786
NAV as on 30th Apr, 2025	₹92.8464	
Index Value 30th Apr, 2025	Index Value of Scheme Benchmark is 93,975.0000	
Allotment Date	9th June 2023	
Scheme Benchmark	*Domestic Price of Physical Silver	

Fund manager : Mr. Ritesh Patel & Mr. Akshay Udeshi (Co-Fund Manager) managing the scheme since 09th June, 2023 & (w.e.f August 28, 2023) respectively.
Note: Returns for 1 year and below are absolute returns, Returns above 1 year are CAGR- Compounded Annualized Growth returns.
Latest available NAV has been taken for return calculation wherever applicable

Past Performance may or may not be sustained in future.
Note: For computation of since inception returns (%) the allotment NAV has been taken as ₹73.9962.
Note:1. The reference and details provided here in are of Regular Plan - Growth Option
^Pursuant to notice cum addendum no. 22/2025, a Market Maker has been added w.e.f April 01, 2025.
The performance of other funds managed by the same fund manager is given in the respective page of the schemes and on page No. 84, 85, 86, 87, 88, 89, 91, 92, 93, 94, 95, 96

MIRAE ASSET NIFTY 8-13 YR G-SEC ETF

NSE Symbol: GSEC10YEAR , BSE Scrip Code: 543875

(Exchange Traded Fund (ETF) - An open ended Index Exchange Traded Fund tracking Nifty 8-13 yr G-Sec Index. Relatively High interest rate risk and Relatively Low Credit Risk)

Monthly Factsheet as on 30 April , 2025

Fund Information

Fund Managers : Mr. Amit Modani	
Allotment Date :	31st March 2023
Benchmark:	Nifty 8-13 yr G-Sec Index
Net AUM (Cr.)	90.9478
Tracking Error Value ~ 1 Year Tracking Error is	0.09%
Exit Load:	Please refer page no.74
Plan Available:	The Scheme does not offer any Plans/Options for investment

Minimum Investment Amount
Market Maker: Application for subscription of Units directly with the Fund in Creation Unit Size at NAV based prices in exchange of Portfolio Deposit and Cash Component.
Large Investors: Minimum amount of ₹25 crores for transacting directly with the AMC.
Other investors (including Market Maker, Large Investors and Regulated Entities): Units of the Scheme can be subscribed (in lots of 1 Unit) during the trading hours
on all trading days on the NSE and BSE on which the Units are listed.

On exchange in multiple of 1 unit With AMC In multiples of 2,50,000 units

Net Asset Value (NAV)

₹ 28.9522 (Per Unit)

Market Makers

Mirae Asset Capital Markets (India) Private Limited
East India Securities Limited
Kanjalochana Finserve Private Limited
Parwati Capital Market Private Limited
Vaibhav Stock & Derivatives Broking Private Limited
IRage Broking Services LLP^

Others

Live iNav is updated on Mirae Asset Mutual Fund website.
NSE Symbol: GSEC10YEAR
BSE Code: 543875
Bloomberg Code: GSEC10YEAR IN Equity
Reuters Code: MIRA.NS

Quantitative: Debt

Average Maturity	8.98 Years
Modified Duration	6.60 Years
Macaulay Duration:	6.81 Years
Annualized Portfolio YTM*	6.46%

*In case of semi annual YTM, it will be annualized.

Expense Ratio: 0.10%

Portfolio Holdings

Government Bond	
6.79% GOI (MD 07/10/2034)	49.56%
Others	49.11%
Government Bond Total	**98.67%**
Cash & Other Receivables	
TREPS/Reverse Repo	0.64%
Net Receivables / (Payables)	0.69%
Cash & Other Receivables Total	**1.33%**
Total	**100.00%**

Rating Profile

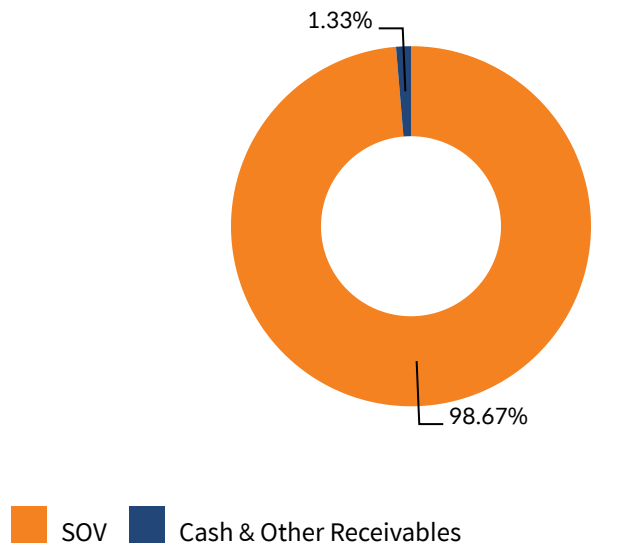

Overall Asset Allocation

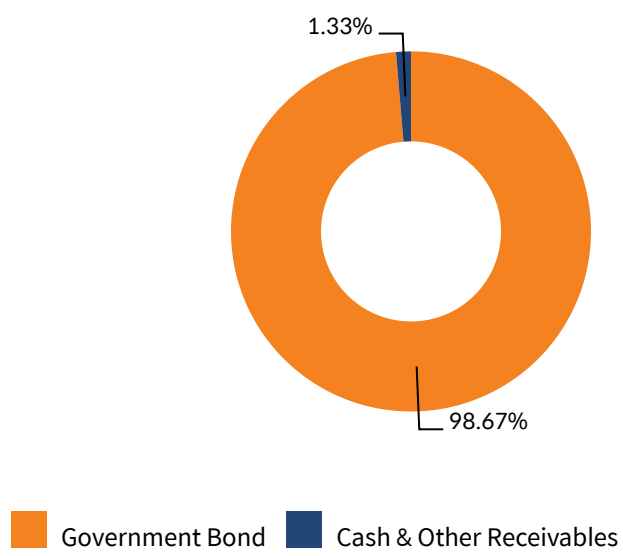

Performance Report

Period	Mirae Asset Nifty 8-13 yr G-Sec ETF	Scheme Benchmark*	Additional Benchmark**
Last 1 Year	12.47%	12.71%	12.58%
Since Inception	9.90%	10.10%	9.90%
Value of Rs. 10000 invested (in Rs.) Since Inception	12,175	12,220	12,175
NAV as on 30th Apr, 2025	₹28.9522		
Index Value 30th Apr, 2025	Index Value of Scheme Benchmark is 2,906.5700 and Crisil 10 Yr gilt index is 5,112.0135		
Allotment Date	31st March 2023		
Scheme Benchmark	*Nifty 8-13 yr G-Sec Index		
Additional Benchmark	**Crisil 10 Yr gilt index		

Fund manager : Mr. Amit Modani managing the scheme since March 31, 2023.
Note: Returns for 1 year and below are absolute returns, Returns above 1 year are CAGR- Compounded Annualized Growth returns.
Latest available NAV has been taken for return calculation wherever applicable

Past Performance may or may not be sustained in future.
Note: For computation of since inception returns (%) the allotment NAV has been taken as ₹23.7792.
Note:1. The reference and details provided here in are of Regular Plan - Growth Option
^Pursuant to notice cum addendum no. 22/2025, a Market Maker has been added w.e.f April 01, 2025.
The performance of other funds managed by the same fund manager is given in the respective page of the schemes and on page No. 84, 85, 87, 89, 90, 91, 92

MIRAE ASSET
NIFTY 1D RATE LIQUID ETF - IDCW*

Formerly Known as Mirae Asset Nifty 1D Rate Liquid ETF
NSE Symbol: LIQUID , BSE Scrip Code: 543946

(Exchange Traded Fund (ETF) - An open ended listed liquid scheme in the form of an Exchange Traded Fund tracking Nifty 1D Rate Index, with daily Income Distribution cum capital withdrawal (IDCW) and compulsory Reinvestment of IDCW option. A relatively low interest rate risk and relatively low credit risk)

Monthly Factsheet as on 30 April , 2025

Fund Information

Fund Managers : Mr. Amit Modani	
Allotment Date :	27th July 2023
Benchmark:	Nifty 1D Rate Index
Net AUM (Cr.)	563.8664
Tracking Error Value ~ 1 Year Tracking Error is	0.03%
Exit Load:	Please refer page no.74
Plan Available:	The Scheme does not offer any Plans/Options for investment

Minimum Investment Amount
Market Maker: Application for subscription of Units directly with the Fund in Creation Unit Size at NAV based prices in exchange of Portfolio Deposit and Cash Component.
Large Investors: Minimum amount of ₹25 crores for transacting directly with the AMC.
Other investors (including Market Maker, Large Investors and Regulated Entities): Units of the Scheme can be subscribed (in lots of 1 Unit) during the trading hours
on all trading days on the NSE and BSE on which the Units are listed.

On exchange in multiple of 1 unit With AMC In multiples of 2,500 units

Net Asset Value (NAV)

₹ 1,000.0000 (Per Unit)

Market Makers

Mirae Asset Capital Markets (India) Private Limited
East India Securities Limited
Kanjalochana Finserve Private Limited
Cholamandalam Securities Limited
Parwati Capital Market Private Limited
IRage Broking Services LLP^

Others

Live iNav is updated on Mirae Asset Mutual Fund website.
NSE Symbol: LIQUID
BSE Code: 543946
Bloomberg Code: : MAN1DRL IN Equity
Reuters Code: MIRA.NS

Quantitative: Debt

Average Maturity	1.99 Days
Modified Duration	0.01 Years
Macaulay Duration:	0.01 Years
Annualized Portfolio YTM*	5.91%

*In case of semi annual YTM, it will be annualized.

Expense Ratio: 0.28%

Portfolio Holdings

Cash & Other Receivables	
TREPS/Reverse Repo	99.59%
Others	0.41%
Cash & Other Receivables Total	**100.00%**
Total	**100.00%**

Rating Profile

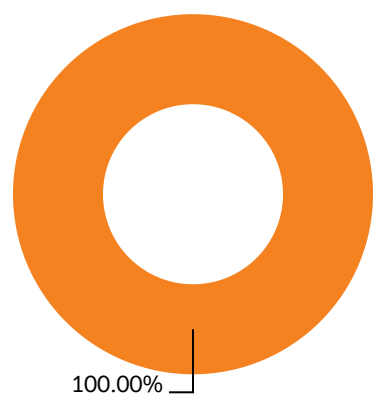

Cash & Other Receivables

Overall Asset Allocation

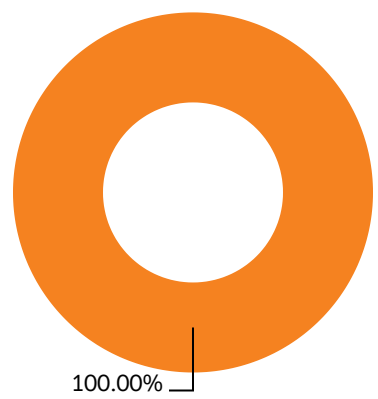

Cash & Other Receivables

Performance Report

Period	Mirae Asset Nifty 1D Rate Liquid ETF - IDCW*	Scheme Benchmark*	Additional Benchmark**
Last 1 Year	5.76%	6.59%	7.86%
Since Inception	6.06%	6.72%	7.53%
Value of Rs. 10000 invested (in Rs.) Since Inception	11,092	11,213	11,364
NAV as on 30th Apr, 2025	₹1,000.0000		
Index Value 30th Apr, 2025	Index Value of Scheme Benchmark is 2,422.1400 and Crisil 1 Year T-bill is 7,699.7883		
Allotment Date	27th July 2023		
Scheme Benchmark	*Nifty 1D Rate Index		
Additional Benchmark	**Crisil 1 Year T-bill		

Fund manager : Mr. Amit Modani managing the scheme since July 27, 2023.
Note: Returns for 1 year and below are absolute returns, Returns above 1 year are CAGR- Compounded Annualized Growth returns.
Latest available NAV has been taken for return calculation wherever applicable

Past Performance may or may not be sustained in future.
Note: For computation of since inception returns (%) the allotment NAV has been taken as ₹1000.0000.
Note:1. The reference and details provided here in are of Regular Plan - Growth Option
* Pursuant to notice cum addendum no. 54/2024, the name of scheme of Mirae Asset Mutual Fund has been changed with effect from October 23, 2024. Please visit the website for more details: https://www.miraeassetmf.co.in/downloads/statutory-disclosure/addendum.
^Pursuant to notice cum addendum no. 22/2025, a Market Maker has been added w.e.f April 01, 2025.
The performance of other funds managed by the same fund manager is given in the respective page of the schemes and on page No. 84, 85, 87, 89, 90, 91, 92

MIRAE ASSET
NIFTY 1D RATE LIQUID ETF - GROWTH

NSE Symbol: LIQUIDPLUS , BSE Scrip Code: 544284

(Exchange Traded Fund (ETF) - An open-ended listed liquid scheme in the form of an Exchange Traded Fund tracking Nifty 1D Rate Index, with growth option. A relatively low interest rate risk and relatively low credit risk)

Monthly Factsheet as on 30 April , 2025

Fund Information

Fund Managers :
Mr. Amit Modani

Allotment Date :	7th November 2024
Benchmark:	Nifty 1D Rate Index
Net AUM (Cr.)	350.5845
Tracking Error Value ~ Since Inception Tracking Error is	0.05%
Exit Load:	Please refer page no.75
Plan Available:	The Scheme does not offer any Plans for investment

Minimum Investment Amount
Market Maker: Application for subscription of Units directly with the Fund in Creation Unit Size at NAV based prices in exchange of Portfolio Deposit and Cash Component.
Large Investors: Minimum amount of ₹25 crores for transacting directly with the AMC.
Other investors (including Market Maker, Large Investors and Regulated Entities): Units of the Scheme can be subscribed (in lots of 1 Unit) during the trading hours
on all trading days on the NSE and BSE on which the Units are listed.

On exchange in multiple of 1 unit With AMC In multiples of 2,500 units.

Net Asset Value (NAV)

₹ 1,029.8427 (Per Unit)

Market Makers

Mirae Asset Capital Markets (India) Private Limited
East India Securities Limited
Kanjalochana Finserve Private Limited
Parwati Capital Market Private Limited
Vaibhav Stock & Derivatives Broking Private Limited
IRage Broking Services LLP^

Others

Live iNav is updated on Mirae Asset Mutual Fund website.
NSE Symbol: LIQUIDPLUS
BSE Code: 544284
Bloomberg Code: MAN1DRG IN Equity
Reuters Code:

Quantitative: Debt

Average Maturity	1.99 Days
Modified Duration	0.01 Years
Macaulay Duration:	0.01 Years
Annualized Portfolio YTM*	5.91%

*In case of semi annual YTM, it will be annualized.

Expense Ratio: 0.16%

Portfolio Holdings

Cash & Other Receivables	
TREPS/Reverse Repo	99.52%
Others	0.48%
Cash & Other Receivables Total	**100.00%**
Total	**100.00%**

Rating Profile

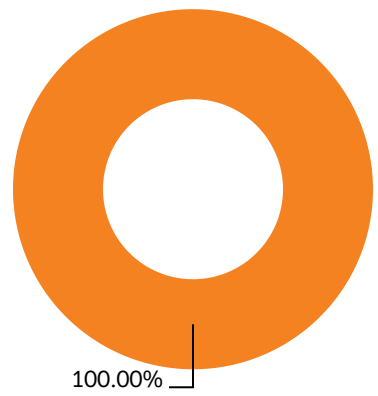

Cash & Other Receivables

Overall Asset Allocation

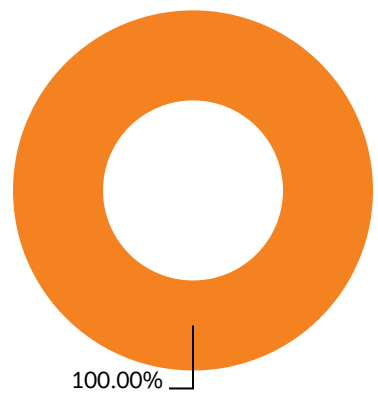

Cash & Other Receivables

Pursuant to clause 13.2.2 of SEBI master circular dated June 27, 2024, the scheme is in existence for less than 6 months, hence performance shall not be provided.
^Pursuant to notice cum addendum no. 22/2025, a Market Maker has been added w.e.f April 01, 2025.

MIRAE ASSET DIVERSIFIED EQUITY ALLOCATOR PASSIVE FOF*

Formerly Known as Mirae Asset Equity Allocator Fund of Fund

(Fund of Fund - An open ended fund of fund scheme predominantly investing in units of domestic equity ETFs)

Monthly Factsheet as on 30 April , 2025

Fund Information

Fund Managers:
Ms. Bharti Sawant

Allotment Date :	21st September 2020
Benchmark:	Nifty 200 Index (TRI)
Net AUM (Cr.)	902.291
Exit Load:	Please refer page no.76
Plan Available:	Regular Plan and Direct Plan

Minimum Investment Amount
₹5,000/- and in multiples of ₹1/- thereafter. Minimum Additional Application Amount: ₹1,000/- per application and in multiples of ₹1/- thereafter

Net Asset Value (NAV)

	Direct	Regular
Growth	₹23.874	₹23.787
IDCW	₹23.892	₹23.791

Expense Ratio

Regular Plan	0.11%
Direct Plan	0.05%

Investors may note that they will bear recurring expenses of the underlying scheme in addition to the expenses of this scheme. The TER of underlying scheme i.e. Mirae Asset Nifty 50 ETF is 0.04%, Mirae Asset Nifty Midcap 150 ETF is 0.06% and Mirae Asset Nifty Next 50 ETF is 0.06%

The weighted average cost of the underlying ETFs is 0.05%

Portfolio Holdings

Exchange Traded Funds	
Mirae Asset Mutual Fund	99.99%
Exchange Traded Funds Total	**99.99%**
Cash & Other Receivables	
TREPS/Reverse Repo	0.03%
Net Receivables / (Payables)	-0.02%
Cash & Other Receivables Total	**0.01%**
Total	**100.00%**

Overall Asset Allocation

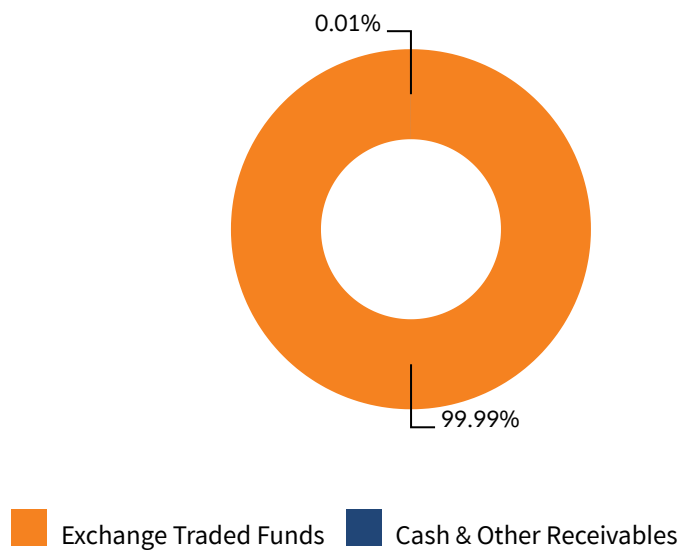

Performance Report

Period	Mirae Asset Diversified Equity Allocator Passive FOF*	Scheme Benchmark*	Additional Benchmark**
Last 1 Year	6.25%	7.14%	9.06%
Last 3 Years	14.75%	14.94%	13.45%
Since Inception	20.69%	21.08%	18.92%
Value of Rs. 10000 invested (in Rs.) Since Inception	23,787	24,148	22,226
NAV as on 30th Apr, 2025	₹23.787		
Index Value 30th Apr, 2025	Index Value of Scheme Benchmark is 17,786.200 and BSE Sensex (TRI) is 1,24,627.090		
Allotment Date	21st September 2020		
Scheme Benchmark	*Nifty 200 Index (TRI)		
Additional Benchmark	**BSE Sensex (TRI)		

Fund manager : Ms. Bharti Sawant managing the scheme since September 21, 2020.
Note: Returns for 1 year and below are absolute returns, Returns above 1 year are CAGR- Compounded Annualized Growth returns.
Latest available NAV has been taken for return calculation wherever applicable

Past Performance may or may not be sustained in future.
Note: For computation of since inception returns (%) the allotment NAV has been taken as ₹ 10.00.
Note:1. Different Plans under the scheme has different expense structure. The reference and details provided here in are of Regular Plan - Growth Option
* Pursuant to notice cum addendum no. 29/2025, the name of scheme of Mirae Asset Mutual Fund has been changed with effect from May 06, 2025.
The performance of other funds managed by the same fund manager is given in the respective page of the schemes and on page No. 85, 86

MIRAE ASSET NIFTY 100 ESG SECTOR LEADERS FUND OF FUND

(Fund of Fund - An open ended fund of fund scheme predominantly investing in Mirae Asset Nifty 100 ESG Sector Leaders ETF)

Monthly Factsheet as on 30 April , 2025

Fund Information

Fund Managers:
Ms. Ekta Gala &
Mr. Akshay Udeshi

Allotment Date :	18th November 2020
Benchmark:	Nifty 100 ESG Sector Leaders Index (TRI)
Net AUM (Cr.)	99.141
Exit Load:	Please refer page no.76
Plan Available:	Regular Plan and Direct Plan

Minimum Investment Amount
₹5,000/- and in multiples of ₹1/- thereafter. Minimum Additional Application Amount: ₹1,000/- per application and in multiples of ₹1/- thereafter

Net Asset Value (NAV)

	Direct	Regular
Growth	₹18.240	₹17.958
IDCW	₹18.236	₹17.922

Expense Ratio

Regular Plan	0.43%
Direct Plan	0.05%

Investors may note that they have to bear recurring expense if the underlying scheme in addition to the expenses of this scheme. The TER of underlying scheme i.e Mirae Asset Nifty 100 ESG Sector Leaders ETF is 0.41%

Portfolio Holdings

Exchange Traded Funds	
Mirae Asset Mutual Fund	99.90%
Exchange Traded Funds Total	**99.90%**
Cash & Other Receivables	
TREPS/Reverse Repo	0.14%
Net Receivables / (Payables)	-0.04%
Cash & Other Receivables Total	**0.10%**
Total	**100.00%**

Overall Asset Allocation

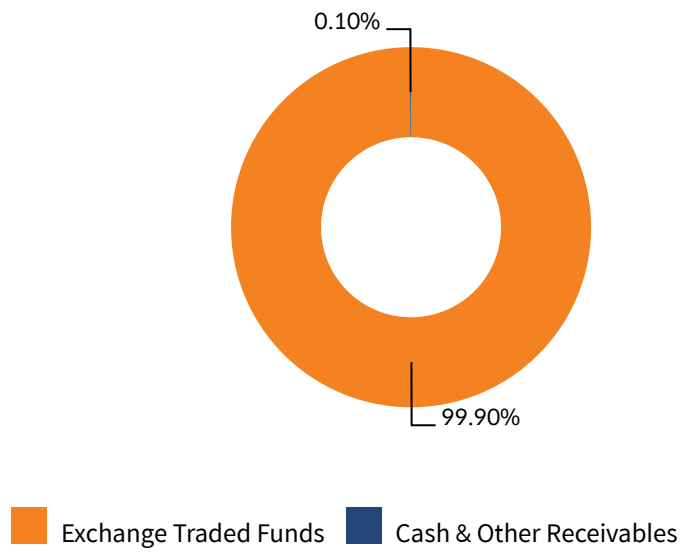

Performance Report

Period	Mirae Asset Nifty 100 ESG Sector Leaders Fund of Fund	Scheme Benchmark*	Additional Benchmark**
Last 1 Year	8.46%	9.58%	9.06%
Last 3 Years	11.61%	13.11%	13.45%
Since Inception	14.06%	15.47%	15.65%
Value of Rs. 10000 invested (in Rs.) Since Inception	17,958	18,967	19,100
NAV as on 30th Apr, 2025	₹17.958		
Index Value 30th Apr, 2025	Index Value of Scheme Benchmark is 4,679.210 and BSE Sensex (TRI) is 1,24,627.090		
Allotment Date	18th November 2020		
Scheme Benchmark	*Nifty 100 ESG Sector Leaders Index (TRI)		
Additional Benchmark	**BSE Sensex (TRI)		

Fund manager : Ms. Ekta Gala & Mr. Akshay Udeshi managing the scheme since November 18, 2020 & (w.e.f August 28, 2023) respectively.
Note: Returns for 1 year and below are absolute returns, Returns above 1 year are CAGR- Compounded Annualized Growth returns.
Latest available NAV has been taken for return calculation wherever applicable

Past Performance may or may not be sustained in future.
Note: For computation of since inception returns (%) the allotment NAV has been taken as ₹10.00.
Note:1. Different Plans under the scheme has different expense structure. The reference and details provided here in are of Regular Plan - Growth Option
Please visit the website for more details https://www.miraeassetmf.co.in/downloads/statutory-disclosure/addendum
The performance of other funds managed by the same fund manager is given in the respective page of the schemes and on page No. 84, 85, 86, 87, 88, 89, 91, 92, 93, 94, 95, 96

MIRAE ASSET
NYSE FANG + ETF FUND OF FUND

(Fund of Fund - An open ended fund of fund scheme predominantly investing in Mirae Asset NYSE FANG + ETF)

Monthly Factsheet as on 30 April , 2025

Fund Information

Fund Managers@:
Ms. Ekta Gala &
Mr. Akshay Udeshi

Allotment Date :	10th May 2021
Benchmark:	NYSE FANG + Index (TRI) (INR)
Net AUM (Cr.)	1,732.594
Exit Load:	Please refer page no.76
Plan Available:	Regular Plan and Direct Plan

Minimum Investment Amount
₹5,000/- and in multiples of ₹1/- thereafter. Minimum Additional Application Amount: ₹1,000/- per application and in multiples of ₹1/- thereafter

Portfolio Holdings

Exchange Traded Funds	
Mirae Asset Mutual Fund	99.97%
Exchange Traded Funds Total	**99.97%**
Cash & Other Receivables	
TREPS/Reverse Repo	0.45%
Net Receivables / (Payables)	-0.42%
Cash & Other Receivables Total	**0.03%**
Total	**100.00%**

Overall Asset Allocation

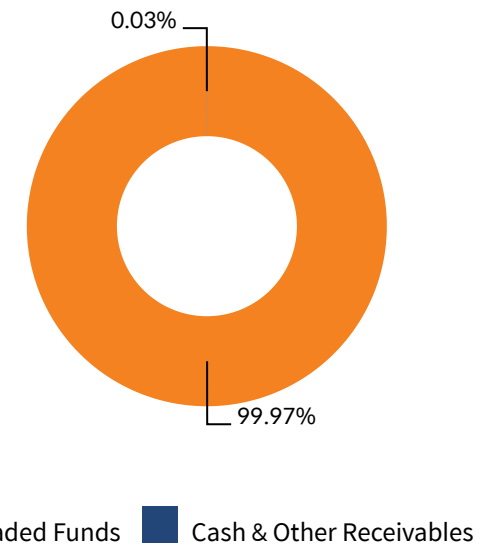

Net Asset Value (NAV)

	Direct	Regular
Growth	₹25.839	₹25.438

Expense Ratio

Regular Plan	0.45%
Direct Plan	0.07%

Investors may note that they have to bear recurring expense if the underlying scheme in addition to the expenses of this scheme. The TER of underlying scheme i.e Mirae Asset NYSE FANG+ ETF is 0.65%

Performance Report

Period	Mirae Asset NYSE FANG + ETF Fund of Fund	Scheme Benchmark*	Additional Benchmark**
Last 1 Year	25.94%	29.96%	9.06%
Last 3 Years	41.47%	37.30%	13.45%
Since Inception	26.47%	22.90%	14.30%
Value of Rs. 10000 invested (in Rs.) Since Inception	25,438	22,697	17,010
NAV as on 30th Apr, 2025	₹25.438		
Index Value 30th Apr, 2025	Index Value of Scheme Benchmark is 14,545.010 and BSE Sensex (TRI) is 1,24,627.090		
Allotment Date	10th May 2021		
Scheme Benchmark	*NYSE FANG + Index (TRI) (INR)		
Additional Benchmark	**BSE Sensex (TRI)		

Fund manager : Ms. Ekta Gala & Mr. Akshay Udeshi managing the scheme since May 10, 2021 & March 12, 2025 respectively.
Note: Returns for 1 year and below are absolute returns, Returns above 1 year are CAGR- Compounded Annualized Growth returns.
Latest available NAV has been taken for return calculation wherever applicable

Past Performance may or may not be sustained in future.
Note: For computation of since inception returns (%) the allotment NAV has been taken as ₹10.00.
Note:1. Different Plans under the scheme has different expense structure. The reference and details provided here in are of Regular Plan - Growth Option
@ Pursuant to notice cum addendum no. 14/2025, Fund Manager of the scheme has been changed with effect from March 12, 2025.
The performance of other funds managed by the same fund manager is given in the respective page of the schemes and on page No. 84, 85, 86, 87, 88, 89, 91, 92, 93, 94, 95, 96

MIRAE ASSET
S&P 500 TOP 50 ETF FUND OF FUND

(Fund of Fund - An open ended fund of fund scheme predominantly investing in units of Mirae Asset S&P 500 Top 50 ETF)

MIRAE ASSET Mutual Fund

Monthly Factsheet as on 30 April , 2025

Fund Information

Fund Managers@:
Ms. Ekta Gala &
Mr. Akshay Udeshi

Allotment Date :	22nd September 2021
Benchmark:	S&P 500 Top 50 Index (TRI) (INR)
Net AUM (Cr.)	583.192
Exit Load:	Please refer page no.77
Plan Available:	Regular Plan and Direct Plan

Minimum Investment Amount
₹5,000/- and in multiples of ₹1/- thereafter. Minimum Additional Application Amount: ₹1,000/- per application and in multiples of ₹1/- thereafter

Portfolio Holdings

Exchange Traded Funds	
Mirae Asset Mutual Fund	99.96%
Exchange Traded Funds Total	**99.96%**
Cash & Other Receivables	
TREPS/Reverse Repo	0.12%
Net Receivables / (Payables)	-0.08%
Cash & Other Receivables Total	**0.04%**
Total	**100.00%**

Overall Asset Allocation

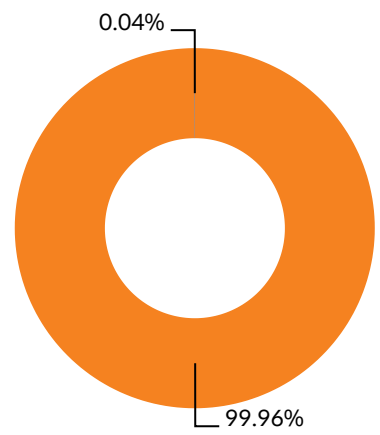

Exchange Traded Funds Cash & Other Receivables

Net Asset Value (NAV)

	Direct	Regular
Growth	₹18.244	₹17.975

Expense Ratio

Regular Plan	0.49%
Direct Plan	0.09%

Investors may note that they have to bear recurring expense if the underlying scheme in addition to the expenses of this scheme. The TER of underlying scheme i.e Mirae Asset S&P 500 Top 50 ETF is 0.60%

Performance Report

Period	Mirae Asset S&P 500 TOP 50 ETF Fund of Fund	Scheme Benchmark*	Additional Benchmark**
Last 1 Year	19.38%	16.22%	9.06%
Last 3 Years	22.27%	18.97%	13.45%
Since Inception	17.66%	14.61%	10.20%
Value of Rs. 10000 invested (in Rs.) Since Inception	17,975	16,350	14,195
NAV as on 30th Apr, 2025	₹17.975		
Index Value 30th Apr, 2025	Index Value of Scheme Benchmark is 8,817.240 and BSE Sensex (TRI) is 1,24,627.090		
Allotment Date	22nd September 2021		
Scheme Benchmark	*S&P 500 Top 50 Index (TRI) (INR)		
Additional Benchmark	**BSE Sensex (TRI)		

Fund manager : Ms. Ekta Gala & Mr. Akshay Udeshi managing the scheme since September 22, 2021 & March 12, 2025 respectively.
Note: Returns for 1 year and below are absolute returns, Returns above 1 year are CAGR- Compounded Annualized Growth returns.
Latest available NAV has been taken for return calculation wherever applicable

Past Performance may or may not be sustained in future.
Note: For computation of since inception returns (%) the allotment NAV has been taken as ₹ 10.00.
Note:1. Different Plans under the scheme has different expense structure. The reference and details provided here in are of Regular Plan - Growth Option
@ Pursuant to notice cum addendum no. 14/2025, Fund Manager of the scheme has been changed with effect from March 12, 2025.
The performance of other funds managed by the same fund manager is given in the respective page of the schemes and on page No. 84, 85, 86, 87, 88, 89, 91, 92, 93, 94, 95, 96

MIRAE ASSET
HANG SENG TECH ETF FUND OF FUND

(Fund of Fund - An open ended fund of fund scheme predominantly investing in Mirae Asset Hang Seng TECH ETF)

MIRAE ASSET Mutual Fund

Monthly Factsheet as on 30 April , 2025

Fund Information

Fund Managers@:
Ms. Ekta Gala &
Mr. Akshay Udeshi

Allotment Date :	8th December 2021
Benchmark:	Hang Seng TECH (TRI) (INR)
Net AUM (Cr.)	86.785
Exit Load:	Please refer page no.77
Plan Available:	Regular Plan and Direct Plan

Minimum Investment Amount
₹5,000/- and in multiples of ₹1/- thereafter. Minimum Additional Application Amount: ₹1,000/- per application and in multiples of ₹1/- thereafter

Portfolio Holdings

Exchange Traded Funds	
Mirae Asset Mutual Fund	99.67%
Exchange Traded Funds Total	**99.67%**
Cash & Other Receivables	
TREPS/Reverse Repo	0.40%
Net Receivables / (Payables)	-0.07%
Cash & Other Receivables Total	**0.33%**
Total	**100.00%**

Overall Asset Allocation

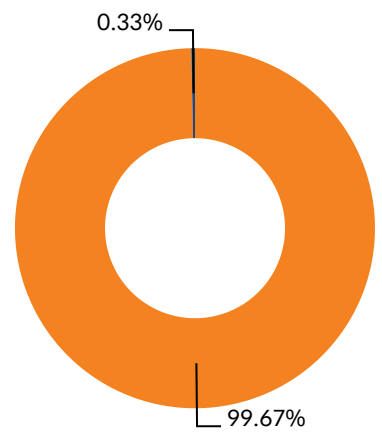

Exchange Traded Funds Cash & Other Receivables

Net Asset Value (NAV)

	Direct	Regular
Growth	₹11.390	₹11.214

Expense Ratio

Regular Plan	0.53%
Direct Plan	0.10%

Investors may note that they have to bear recurring expense if the underlying scheme in addition to the expenses of this scheme. The TER of underlying scheme i.e Mirae Asset Hang Seng TECH ETF is 0.56%

Performance Report

Period	Mirae Asset Hang Seng TECH ETF Fund of Fund	Scheme Benchmark*	Additional Benchmark**
Last 1 Year	67.62%	41.80%	9.06%
Last 3 Years	14.05%	9.30%	13.45%
Since Inception	3.43%	-0.45%	10.98%
Value of Rs. 10000 invested (in Rs.) Since Inception	11,214	9,846	14,243
NAV as on 30th Apr, 2025	₹11.214		
Index Value 30th Apr, 2025	Index Value of Scheme Benchmark is 6,348.300 and BSE Sensex (TRI) is 1,24,627.090		
Allotment Date	8th December 2021		
Scheme Benchmark	*Hang Seng TECH (TRI) (INR)		
Additional Benchmark	**BSE Sensex (TRI)		

Fund manager : Ms. Ekta Gala & Mr. Akshay Udeshi managing the scheme since December 08, 2021 & March 12, 2025 respectively.
Note: Returns for 1 year and below are absolute returns, Returns above 1 year are CAGR- Compounded Annualized Growth returns.
Latest available NAV has been taken for return calculation wherever applicable

Past Performance may or may not be sustained in future.
Note: For computation of since inception returns (%) the allotment NAV has been taken as ₹10.00.
Note:1. Different Plans under the scheme has different expense structure. The reference and details provided here in are of Regular Plan - Growth Option
@ Pursuant to notice cum addendum no. 14/2025, Fund Manager of the scheme has been changed with effect from March 12, 2025.
The performance of other funds managed by the same fund manager is given in the respective page of the schemes and on page No. 84, 85, 86, 87, 88, 89, 91, 92, 93, 94, 95, 96

MIRAE ASSET NIFTY INDIA MANUFACTURING ETF FUND OF FUND

(Fund of Fund - An open ended fund of fund scheme predominantly investing in units of Mirae Asset Nifty India Manufacturing ETF)

Monthly Factsheet as on 30 April , 2025

Fund Information

Fund Managers@: Ms. Ekta Gala & Mr. Akshay Udeshi	
Allotment Date :	31st January 2022
Benchmark:	Nifty India Manufacturing Index (TRI)
Net AUM (Cr.)	108.017
Exit Load:	Please refer page no.77
Plan Available:	Regular Plan and Direct Plan

Minimum Investment Amount ##
₹5,000/- and in multiples of ₹1/- thereafter. Minimum Additional Application Amount: ₹1,000/- per application and in multiples of ₹1/- thereafter

Net Asset Value (NAV)

	Direct	Regular
Growth	₹17.170	₹16.951
IDCW	₹17.171	₹17.014

Expense Ratio

Regular Plan	0.45%
Direct Plan	0.05%

Investors may note that they have to bear recurring expense if the underlying scheme in addition to the expenses of this scheme. The TER of underlying scheme i.e Mirae Asset Nifty India Manufacturing ETF is 0.46%

Portfolio Holdings

Exchange Traded Funds	
Mirae Asset Mutual Fund	99.97%
Exchange Traded Funds Total	**99.97%**
Cash & Other Receivables	
TREPS/Reverse Repo	0.15%
Net Receivables / (Payables)	-0.12%
Cash & Other Receivables Total	**0.03%**
Total	**100.00%**

Overall Asset Allocation

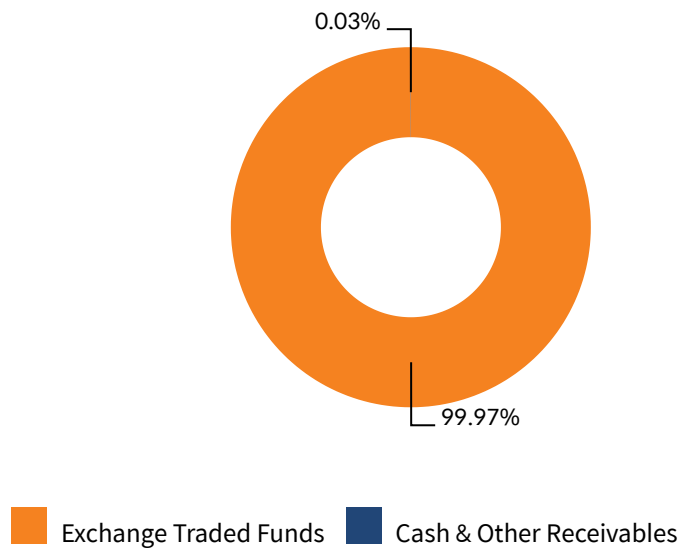

Performance Report

Period	Mirae Asset Nifty India Manufacturing ETF Fund of Fund	Scheme Benchmark*	Additional Benchmark**
Last 1 Year	3.66%	4.78%	9.06%
Last 3 Years	18.38%	19.66%	13.45%
Since Inception	17.65%	18.98%	11.87%
Value of Rs. 10000 invested (in Rs.) Since Inception	16,951	17,578	14,392
NAV as on 30th Apr, 2025	₹16.951		
Index Value 30th Apr, 2025	Index Value of Scheme Benchmark is 17,505.085 and BSE Sensex (TRI) is 1,24,627.090		
Allotment Date	31st January 2022		
Scheme Benchmark	*Nifty India Manufacturing Index (TRI)		
Additional Benchmark	**BSE Sensex (TRI)		

Fund manager : Ms.Ekta Gala & Mr. Akshay Udeshi managing the scheme since January 31, 2022 & March 12, 2025 respectively.
Note: Returns for 1 year and below are absolute returns, Returns above 1 year are CAGR- Compounded Annualized Growth returns.
Latest available NAV has been taken for return calculation wherever applicable

Past Performance may or may not be sustained in future.
Note: For computation of since inception returns (%) the allotment NAV has been taken as ₹10.00.
Note:1. Different Plans under the scheme has different expense structure. The reference and details provided here in are of Regular Plan - Growth Option
@ Pursuant to notice cum addendum no. 14/2025, Fund Manager of the scheme has been changed with effect from March 12, 2025.
Please visit the website for more details https://www.miraeassetmf.co.in/downloads/statutory-disclosure/addendum
The performance of other funds managed by the same fund manager is given in the respective page of the schemes and on page No. 84, 85, 86, 87, 88, 89, 91, 92, 93, 94, 95, 96

MIRAE ASSET GLOBAL X ARTIFICIAL INTELLIGENCE & TECHNOLOGY ETF FUND OF FUND

(Fund of Fund - An open ended fund of fund scheme investing in units of Global X Artificial Intelligence & Technology ETF)

Monthly Factsheet as on 30 April , 2025

Fund Information

Fund Managers: Mr. Siddharth Srivastava	
Allotment Date :	7th September 2022
Benchmark:	Indxx Artificial Intelligence & Big Data Index (TRI) (INR)
Net AUM (Cr.)	288.436
Exit Load:	Please refer page no.78
Plan Available:	Regular Plan and Direct Plan

Minimum Investment Amount
₹5,000/- and in multiples of ₹1/- thereafter. Minimum Additional Application Amount: ₹1,000/- per application and in multiples of ₹1/- thereafter

Net Asset Value (NAV)

	Direct	Regular
Growth	₹18.461	₹18.377

Expense Ratio

Regular Plan	0.40%
Direct Plan	0.26%

Investors may note that they will bear recurring expenses of the underlying scheme in addition to the expenses of this scheme. The TER of underlying scheme i.e. Global X Artificial Intelligence & Technology ETF is 0.68%

Portfolio Holdings

International Exchange Traded Funds	
Global X Artificial Intelligence & Technology ETF	99.97%
International Exchange Traded Funds Total	**99.97%**
Cash & Other Receivables	
TREPS/Reverse Repo	0.18%
Net Receivables / (Payables)	-0.15%
Cash & Other Receivables Total	**0.03%**
Total	**100.00%**

Overall Asset Allocation

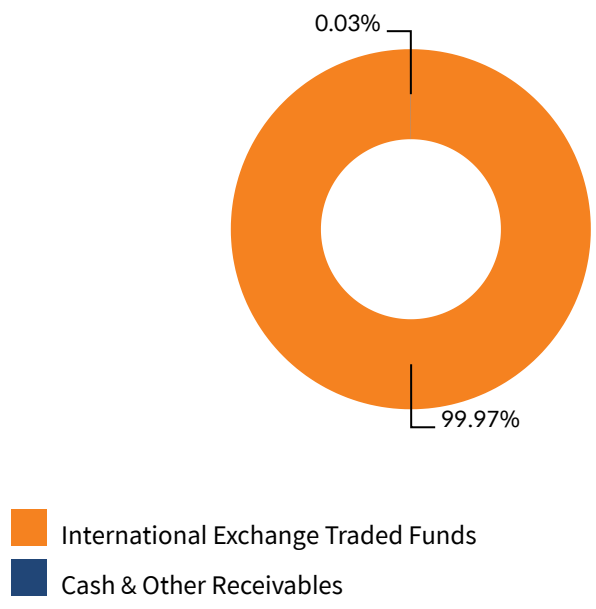

Performance Report

Period	Mirae Asset Global X Artificial Intelligence & Technology ETF Fund of Fund	Scheme Benchmark*	Additional Benchmark**
Last 1 Year	16.75%	18.20%	9.01%
Since Inception	25.85%	27.45%	14.09%
Value of Rs. 10000 invested (in Rs.) Since Inception	18,377	19,002	14,175
NAV as on 30th Apr, 2025	₹18.377		
Index Value 30th Apr, 2025	Index Value of Scheme Benchmark is 5,976.730 and Nifty 50 Index (TRI) is 36,274.870		
Allotment Date	7th September 2022		
Scheme Benchmark	*Indxx Artificial Intelligence & Big Data Index (TRI) (INR)		
Additional Benchmark	**Nifty 50 Index (TRI)		

Fund manager : Mr. Siddharth Srivastava managing the scheme since September 07, 2022.
Note: Returns for 1 year and below are absolute returns, Returns above 1 year are CAGR- Compounded Annualized Growth returns.
Latest available NAV has been taken for return calculation wherever applicable

Past Performance may or may not be sustained in future.
Note: For computation of since inception returns (%) the allotment NAV has been taken as ₹10.00.
Note:1. Different Plans under the scheme has different expense structure. The reference and details provided here in are of Regular Plan - Growth Option.
AD/13/2024-Temporary suspension of subscription in certain schemes of MAMF investing in Overseas ETFs w.r.t. Lumpsum subscription, switch-ins, fresh systematic registrations, existing registered Systematic Investment Plans (SIPs)/Systematic Transfer Plans (STPs) will be temporarily suspended in the below mentioned schemes of MAMF w.e.f. April 01, 2024. Further details please refer addendum section https://www. miraeassetmf.co.in/downloads/statutory-disclosure/addendum
The performance of other funds managed by the same fund manager is given in the respective page of the schemes and on page No. 86, 87, 88, 90, 93

MIRAE ASSET GLOBAL ELECTRIC & AUTONOMOUS VEHICLES EQUITY PASSIVE FOF*

Formerly Known as Mirae Asset Global Electric & Autonomous Vehicles ETFs Fund of Fund

(Fund of Fund - An open-ended fund of fund scheme investing in overseas equity Exchange Traded Funds which are based on companies involved in development of Electric & Autonomous Vehicles and related technology, components and materials)

Monthly Factsheet as on 30 April , 2025

Fund Information

Fund Managers: Mr. Siddharth Srivastava	
Allotment Date :	7th September 2022
Benchmark:	Solactive Autonomous & Electric Vehicles Index (TRI) (INR)
Net AUM (Cr.)	45.450
Exit Load:	Please refer page no.78
Plan Available:	Regular Plan and Direct Plan

Minimum Investment Amount
₹5,000/- and in multiples of ₹1/- thereafter. Minimum Additional Application Amount: ₹1,000/- per application and in multiples of ₹1/- thereafter

Portfolio Holdings

International Exchange Traded Funds	
Global X Autonomous & Electric Vehicles UCITS ETF	74.38%
Others	25.59%
International Exchange Traded Funds Total	**99.97%**
Cash & Other Receivables	
TREPS/Reverse Repo	0.30%
Net Receivables / (Payables)	-0.27%
Cash & Other Receivables Total	**0.03%**
Total	**100.00%**

Overall Asset Allocation

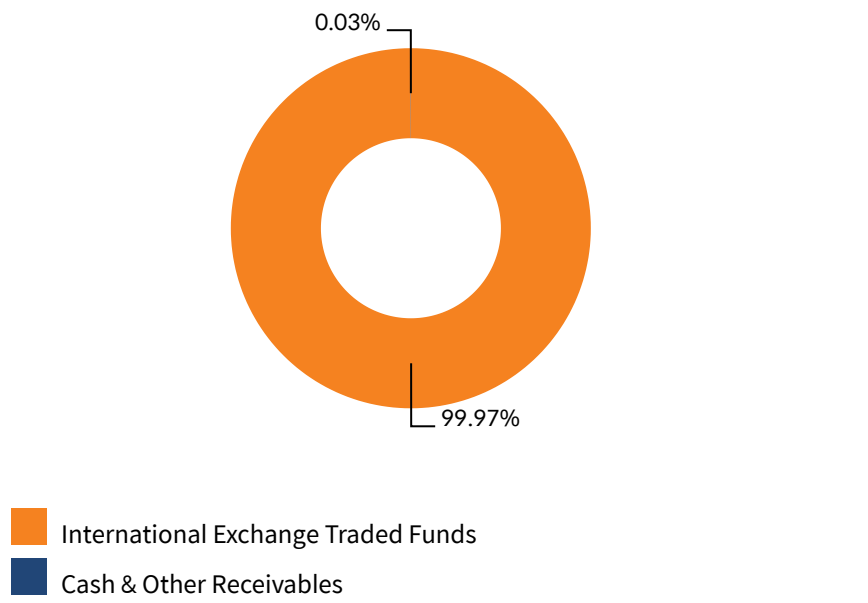

Net Asset Value (NAV)

	Direct	Regular
Growth	₹8.860	₹8.752

Expense Ratio

Regular Plan	0.51%
Direct Plan	0.23%

Investors may note that they will bear recurring expenses of the underlying scheme in addition to the expenses of this scheme. The TER of underlying scheme i.e. Global X Autonomous & Electric Vehicles UCITS ETF is 0.5%, Global X Lithium & Battery Tech UCITS ETF is 0.6% and Global X China Electric Vehicle and Battery ETF is 0.68%

The weighted average cost of the underlying ETFs is 0.53%

Performance Report

Period	Mirae Asset Global Electric & Autonomous Vehicles Equity Passive FOF*	Scheme Benchmark*	Additional Benchmark**
Last 1 Year	-7.67%	-7.54%	9.01%
Since Inception	-4.91%	0.11%	14.09%
Value of Rs. 10000 invested (in Rs.) Since Inception	8,752	10,030	14,175
NAV as on 30th Apr, 2025	₹8.752		
Index Value 30th Apr, 2025	Index Value of Scheme Benchmark is 1,590.450 and Nifty 50 Index (TRI) is 36,274.870		
Allotment Date	7th September 2022		
Scheme Benchmark	*Solactive Autonomous & Electric Vehicles Index (TRI) (INR)		
Additional Benchmark	**Nifty 50 Index (TRI)		

Fund manager : Mr. Siddharth Srivastava managing the scheme since September 07, 2022.
Note: Returns for 1 year and below are absolute returns, Returns above 1 year are CAGR- Compounded Annualized Growth returns.
Latest available NAV has been taken for return calculation wherever applicable

Past Performance may or may not be sustained in future.
Note: For computation of since inception returns (%) the allotment NAV has been taken as ₹10.00.
Note:1. Different Plans under the scheme has different expense structure. The reference and details provided here in are of Regular Plan - Growth Option.
* Pursuant to notice cum addendum no. 29/2025, the name of scheme of Mirae Asset Mutual Fund has been changed with effect from May 06, 2025.
Further details please refer addendum section https://www. miraeassetmf.co.in/downloads/statutory-disclosure/addendum
The performance of other funds managed by the same fund manager is given in the respective page of the schemes and on page No. 86, 87, 88, 90, 93

MIRAE ASSET NIFTY SMALLCAP 250 MOMENTUM QUALITY 100 ETF FUND OF FUND

(Fund of Fund - An open ended fund of fund scheme investing in units of Mirae Asset Nifty Smallcap 250 Momentum Quality 100 ETF)

Monthly Factsheet as on 30 April , 2025

Fund Information

Fund Managers@:
Ms. Ekta Gala &
Mr. Akshay Udeshi

Allotment Date :	1st March 2024
Benchmark:	Nifty Smallcap 250 Momentum Quality 100 (TRI)
Net AUM (Cr.)	185.131
Exit Load:	Please refer page no.78
Plan Available:	Regular Plan and Direct Plan

Minimum Investment Amount
₹5,000/- and in multiples of ₹1/- thereafter. Minimum Additional Application Amount: ₹1,000/- per application and in multiples of ₹1/- thereafter

Net Asset Value (NAV)

	Direct	Regular
Growth	₹9.380	₹9.327
IDCW	₹9.379	₹9.329

Expense Ratio

Regular Plan	0.70%
Direct Plan	0.20%

Investors may note that they have to bear recurring expense if the underlying scheme in addition to the expenses of this scheme. The TER of underlying scheme i.e Mirae Asset Nifty Smallcap 250 Momentum Quality 100 ETF is 0.39%

Portfolio Holdings

Exchange Traded Funds	
Mirae Asset Mutual Fund	100.01%
Exchange Traded Funds Total	**100.01%**
Cash & Other Receivables	
TREPS/Reverse Repo	0.10%
Net Receivables / (Payables)	-0.11%
Cash & Other Receivables Total	**-0.01%**
Total	**100.00%**

Overall Asset Allocation

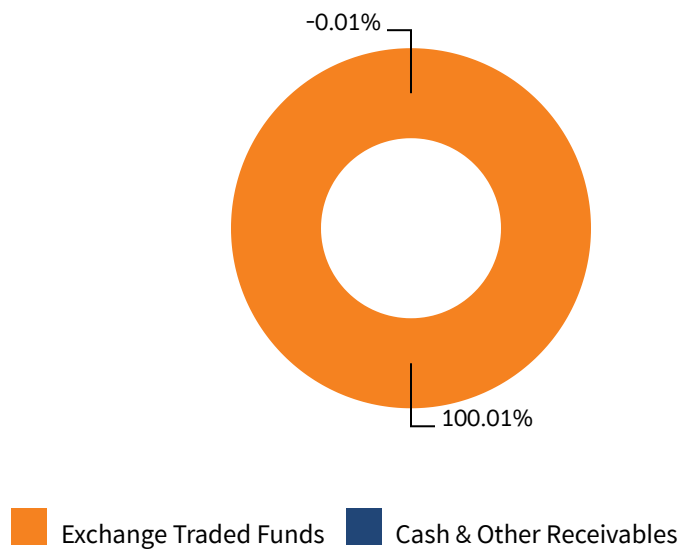

Performance Report

Period	Mirae Asset Nifty Smallcap 250 Momentum Quality 100 ETF Fund Of Fund	Scheme Benchmark*
Last 1 Year	-11.86%	-10.09%
Since Inception	-5.81%	-4.06%
Value of Rs. 10000 invested (in Rs.) Since Inception	9,327	9,529
NAV as on 30th Apr, 2025	₹9.327	
Index Value 30th Apr, 2025	Index Value of Scheme Benchmark is 56,193.170	
Allotment Date	1st March 2024	
Scheme Benchmark	*Nifty Smallcap 250 Momentum Quality 100 (TRI)	

Fund manager : Ms.Ekta Gala & Mr. Akshay Udeshi managing the scheme since March 01, 2024 & March 12, 2025 respectively.
Note: Returns (%) for less than 1 year calculated on simple annualized basis, others are CAGR- Compounded Annualized Growth returns.
Latest available NAV has been taken for return calculation wherever applicable

Past Performance may or may not be sustained in future.
Note: For computation of since inception returns (%) the allotment NAV has been taken as ₹10.0000.
Note:1. Different Plans under the scheme has different expense structure. The reference and details provided here in are of Regular Plan - Growth Option
Please visit the website for more details https://www.miraeassetmf.co.in/downloads/statutory-disclosure/addendum
@ Pursuant to notice cum addendum no. 14/2025, Fund Manager of the scheme has been changed with effect from March 12, 2025.
The performance of other funds managed by the same fund manager is given in the respective page of the schemes and on page No. 84, 85, 86, 87, 88, 89, 91, 92, 93, 94, 95, 96

MIRAE ASSET NIFTY MIDSMALLCAP400 MOMENTUM QUALITY 100 ETF FUND OF FUND

(Fund of Fund - An open ended fund of fund scheme investing in units of Mirae Asset Nifty MidSmallcap400 Momentum Quality 100 ETF)

Monthly Factsheet as on 30 April , 2025

Fund Information

Fund Managers@:
Ms. Ekta Gala &
Mr. Akshay Udeshi

Allotment Date :	30th May 2024
Benchmark:	Nifty MidSmallcap400 Momentum Quality 100 (TRI)
Net AUM (Cr.)	215.951
Exit Load:	Please refer page no.79
Plan Available:	Regular Plan and Direct Plan

Minimum Investment Amount
₹5,000/- and in multiples of ₹1/- thereafter. Minimum Additional Application Amount: ₹1,000/- per application and in multiples of ₹1/- thereafter

Net Asset Value (NAV)

	Direct	Regular
Growth	₹9.300	₹9.254
IDCW	₹9.300	₹9.259

Expense Ratio

Regular Plan	0.73%
Direct Plan	0.23%

Investors may note that they have to bear recurring expense if the underlying scheme in addition to the expenses of this scheme. The TER of underlying scheme i.e Mirae Asset Nifty Midsmallcap400 Momentum Quality 100 ETF is 0.40%

Portfolio Holdings

Exchange Traded Funds	
Mirae Asset Mutual Fund	100.02%
Exchange Traded Funds Total	**100.02%**
Cash & Other Receivables	
TREPS/Reverse Repo	0.08%
Net Receivables / (Payables)	-0.10%
Cash & Other Receivables Total	**-0.02%**
Total	**100.00%**

Overall Asset Allocation

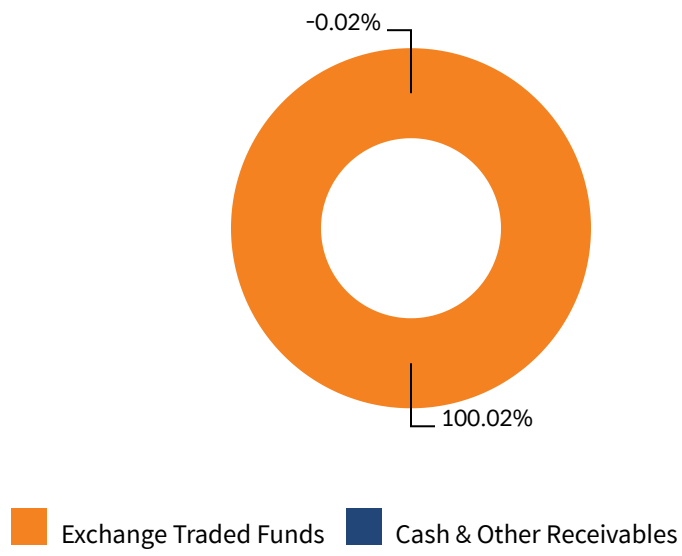

Performance Report

Period	Mirae Asset Nifty MidSmallcap400 Momentum Quality 100 ETF Fund of Fund	Scheme Benchmark*
6 Months (Simple Annualized)	-21.30%	-19.72%
Since Inception (Simple Annualized)	-8.10%	-5.06%
Value of Rs. 10000 invested (in Rs.) Since Inception	9,254	9,535
NAV as on 30th Apr, 2025	₹9.254	
Index Value 30th Apr, 2025	Index Value of Scheme Benchmark is 59,288.280	
Allotment Date	30th May 2024	
Scheme Benchmark	*Nifty MidSmallcap400 Momentum Quality 100 (TRI)	

Fund manager : Ms.Ekta Gala & Mr. Akshay Udeshi managing the scheme since May 30, 2024 & March 12, 2025 respectively.
Note: Returns (%) for less than 1 year calculated on simple annualized basis, others are CAGR- Compounded Annualized Growth returns.
Latest available NAV has been taken for return calculation wherever applicable

Past Performance may or may not be sustained in future.
Note: For computation of since inception returns (%) the allotment NAV has been taken as ₹10.0000.
Note:1. Different Plans under the scheme has different expense structure. The reference and details provided here in are of Regular Plan - Growth Option
@ Pursuant to notice cum addendum no. 14/2025, Fund Manager of the scheme has been changed with effect from March 12, 2025.
Please visit the website for more details https://www.miraeassetmf.co.in/downloads/statutory-disclosure/addendum
The performance of other funds managed by the same fund manager is given in the respective page of the schemes and on page No. 84, 85, 86, 87, 88, 89, 91, 92, 93, 94, 95, 96

MIRAE ASSET
NIFTY 200 ALPHA 30 ETF FUND OF FUND

(Fund of Fund - An open-ended fund of fund scheme investing in units of Mirae Asset Nifty200 Alpha 30 ETF)

MIRAE ASSET Mutual Fund

Monthly Factsheet as on 30 April , 2025

Fund Information

Fund Managers@:
Ms. Ekta Gala &
Mr. Akshay Udeshi

Allotment Date :	26th July 2024
Benchmark:	Nifty 200 Alpha 30 (TRI)
Net AUM (Cr.)	187.830
Exit Load:	Please refer page no.79
Plan Available:	Regular Plan and Direct Plan

Minimum Investment Amount
₹5,000/- and in multiples of ₹1/- thereafter. Minimum Additional Application Amount: ₹1,000/- per application and in multiples of ₹1/- thereafter

Net Asset Value (NAV)

	Direct	Regular
Growth	₹8.186	₹8.166
IDCW	₹8.192	₹8.159

Expense Ratio

Regular Plan	0.71%
Direct Plan	0.18%

Investors may note that they have to bear recurring expense if the underlying scheme in addition to the expenses of this scheme. The TER of underlying scheme i.e Mirae Asset Nifty 200 Alpha 30 ETF is 0.40%

Portfolio Holdings

Exchange Traded Funds	
Mirae Asset Mutual Fund	100.02%
Exchange Traded Funds Total	**100.02%**
Cash & Other Receivables	
TREPS/Reverse Repo	0.10%
Net Receivables / (Payables)	-0.12%
Cash & Other Receivables Total	**-0.02%**
Total	**100.00%**

Overall Asset Allocation

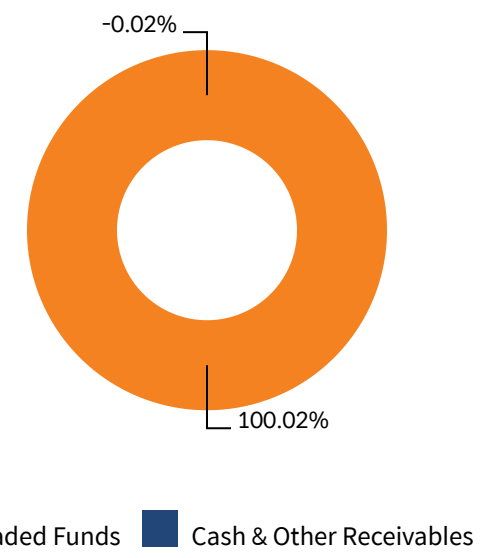

Performance Report

Period	Mirae Asset Nifty 200 Alpha 30 ETF Fund of Fund	Scheme Benchmark*
6 Months (Simple Annualized)	-22.43%	-20.66%
Since Inception (Simple Annualized)	-23.36%	-22.19%
Value of Rs. 10000 invested (in Rs.) Since Inception	8,166	8,261
NAV as on 30th Apr, 2025	₹8.166	
Index Value 30th Apr, 2025	Index Value of Scheme Benchmark is 29,145.230	
Allotment Date	26th July 2024	
Scheme Benchmark	*Nifty 200 Alpha 30 (TRI)	

Fund manager : Ms.Ekta Gala & Mr. Akshay Udeshi managing the scheme since July 26, 2024 & March 12, 2025 respectively.
Note: Returns (%) for less than 1 year calculated on simple annualized basis, others are CAGR- Compounded Annualized Growth returns.
Latest available NAV has been taken for return calculation wherever applicable

Past Performance may or may not be sustained in future.
Note: For computation of since inception returns (%) the allotment NAV has been taken as ₹10.0000.
Note:1. The reference and details provided here in are of Regular Plan - Growth Option
@ Pursuant to notice cum addendum no. 14/2025, Fund Manager of the scheme has been changed with effect from March 12, 2025.
The performance of other funds managed by the same fund manager is given in the respective page of the schemes and on page No. 84, 85, 86, 87, 88, 89, 91, 92, 93, 94, 95, 96

MIRAE ASSET GOLD ETF FUND OF FUND

(Fund of Fund - An open ended fund of fund scheme investing in units of Mirae Asset Gold ETF)

MIRAE ASSET Mutual Fund

Monthly Factsheet as on 30 April , 2025

Fund Information

Fund Managers:
Mr. Ritesh Patel &
Mr. Akshay Udeshi (Co- Fund Manager)

Allotment Date :	25th October 2024
Benchmark:	Domestic Price of physical gold
Net AUM (Cr.)	87.187
Exit Load:	Please refer page no.79
Plan Available:	Regular Plan and Direct Plan

Minimum Investment Amount
₹5,000/- and in multiples of ₹1/- thereafter. Minimum Additional Application Amount: ₹1,000/- per application and in multiples of ₹1/- thereafter

Net Asset Value (NAV)

	Direct	Regular
Growth	₹12.086	₹12.061
IDCW	₹12.085	₹12.053

Expense Ratio

Regular Plan	0.64%
Direct Plan	0.14%

Investors may note that they have to bear recurring expense if the underlying scheme in addition to the expenses of this scheme. The TER of underlying scheme i.e Mirae Asset Gold ETF is 0.32%

Portfolio Holdings

Exchange Traded Funds	
Mirae Asset Mutual Fund	101.74%
Exchange Traded Funds Total	**101.74%**
Cash & Other Receivables	
TREPS/Reverse Repo	2.03%
Net Receivables / (Payables)	-3.78%
Cash & Other Receivables Total	**-1.74%**
Total	**100.00%**

Overall Asset Allocation

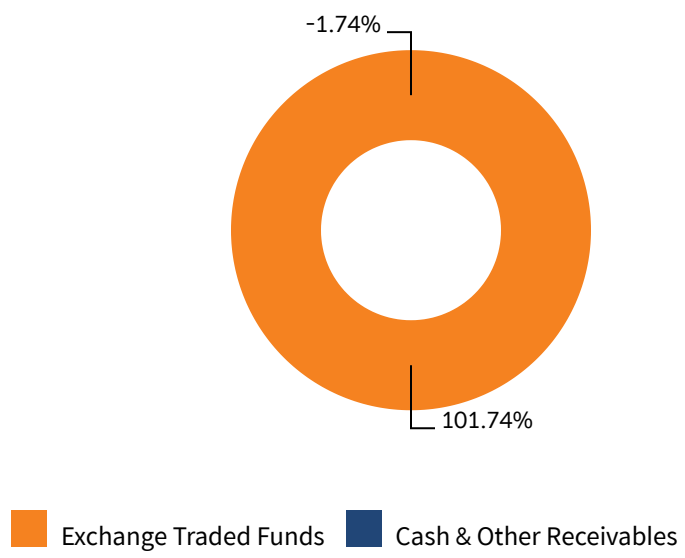

Performance Report

Period	Mirae Asset Gold ETF Fund of Fund	Scheme Benchmark*
6 Months (Simple Annualized)	40.54%	41.09%
Since Inception (Simple Annualized)	44.16%	45.06%
Value of Rs. 10000 invested (in Rs.) Since Inception	12,061	12,100
NAV as on 30th Apr, 2025	₹12.061	
Index Value 30th Apr, 2025	Index Value of Scheme Benchmark is 93,92,800.000	
Allotment Date	25th October 2024	
Scheme Benchmark	*Domestic Price of physical gold	

Fund manager: Mr. Ritesh Patel & Mr. Akshay Udeshi are managing the scheme since October 25.
Note: Returns (%) for less than 1 year calculated on a simple annualized basis, others are CAGR- Compounded Annualized Growth returns.
Latest available NAV has been taken for return calculation wherever applicable

Past Performance may or may not be sustained in future.
Note: For computation of since inception returns (%) the allotment NAV has been taken as ₹ 10.0000.
Note:1. Different Plans under the scheme has different expense structure. The reference and details provided here in are of Regular Plan - Growth Option
The performance of other funds managed by the same fund manager is given in the respective page of the schemes and on page No. 84, 85, 86, 87, 88, 89, 91, 92, 93, 94, 95, 96

MIRAE ASSET NIFTY INDIA NEW AGE CONSUMPTION ETF FUND OF FUND

(Fund of Fund - An open ended fund of fund scheme investing in units of Mirae Asset Nifty India New Age Consumption ETF)

Monthly Factsheet as on 30 April , 2025

Fund Information

Fund Managers:
Ms. Ekta Gala &
Mr. Akshay Udeshi

Allotment Date :	2nd January 2025
Benchmark:	Nifty India New Age Consumption (TRI)
Net AUM (Cr.)	12.945
Exit Load:	Please refer page no.80
Plan Available:	Regular Plan and Direct Plan

Minimum Investment Amount
₹5,000/- and in multiples of ₹1/- thereafter. Minimum Additional Application Amount: ₹1,000/- per application and in multiples of ₹1/- thereafter

Net Asset Value (NAV)

	Direct	Regular
Growth	₹8.971	₹8.958
IDCW	₹8.970	₹8.958

Expense Ratio

Regular Plan	0.63%
Direct Plan	0.15%

Investors may note that they have to bear recurring expense if the underlying scheme in addition to the expenses of this scheme. The TER of underlying scheme i.e Mirae Asset Nifty India New Age Consumption ETF is 0.33%

Portfolio Holdings

Exchange Traded Funds	
Mirae Asset Mutual Fund	99.56%
Exchange Traded Funds Total	**99.56%**
Cash & Other Receivables	
TREPS/Reverse Repo	0.54%
Net Receivables / (Payables)	-0.10%
Cash & Other Receivables Total	**0.44%**
Total	**100.00%**

Overall Asset Allocation

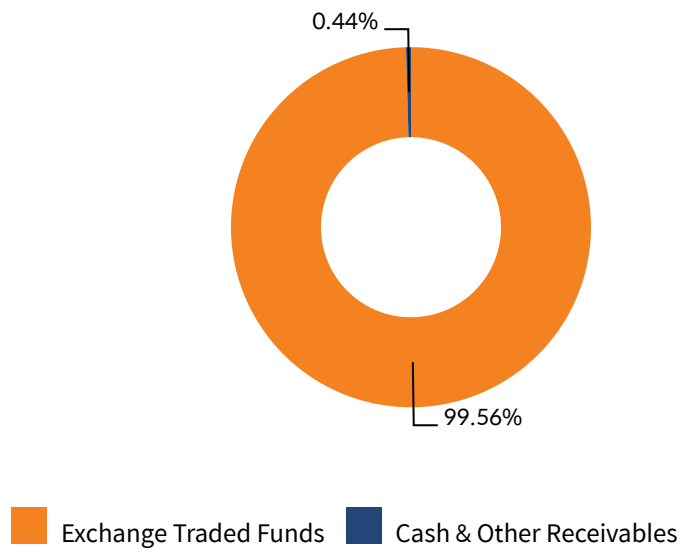

Pursuant to clause 13.2.2 of SEBI master circular dated June 27, 2024, the scheme is in existence for less than 6 months, hence performance shall not be provided.

MIRAE ASSET
BSE 200 EQUAL WEIGHT ETF FUND OF FUND

(Fund of Fund - An open-ended fund of fund scheme investing in units of Mirae Asset BSE 200 Equal Weight ETF)

Monthly Factsheet as on 30 April , 2025

Fund Information

Fund Managers:
Ms. Ekta Gala &
Mr. Akshay Udeshi

Allotment Date :	18th March 2025
Benchmark:	BSE 200 Equal Weight (TRI)
Net AUM (Cr.)	8.293
Exit Load:	Please refer page no.80
Plan Available:	Regular Plan and Direct Plan

Minimum Investment Amount
₹5,000/- and in multiples of ₹1/- thereafter. Minimum Additional Application Amount: ₹1,000/- per application and in multiples of ₹1/- thereafter

Net Asset Value (NAV)

	Direct	Regular
Growth	₹10.651	₹10.643
IDCW	₹10.651	₹10.643

Expense Ratio

Regular Plan	0.70%
Direct Plan	0.06%

Investors may note that they have to bear recurring expense if the underlying scheme in addition to the expenses of this scheme. The TER of underlying scheme i.e Mirae Asset BSE 200 Equal Weight ETF is 0.34%

Portfolio Holdings

Exchange Traded Funds	
Mirae Asset Mutual Fund	99.28%
Exchange Traded Funds Total	**99.28%**
Cash & Other Receivables	
TREPS/Reverse Repo	0.80%
Net Receivables / (Payables)	-0.08%
Cash & Other Receivables Total	**0.72%**
Total	**100.00%**

Overall Asset Allocation

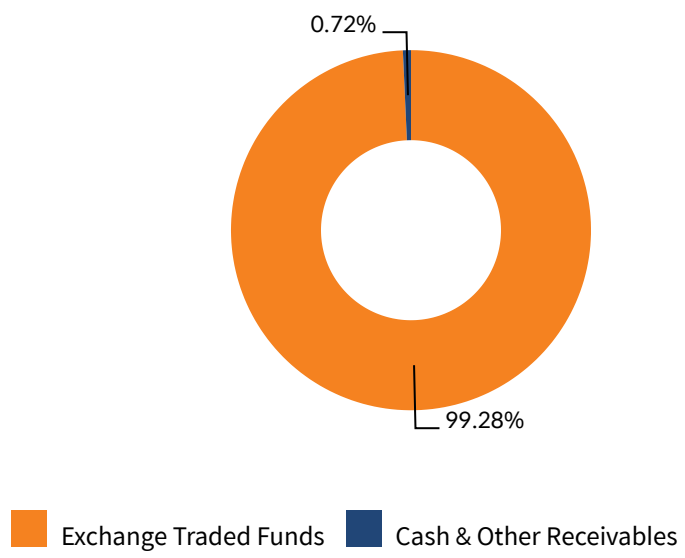

Pursuant to clause 13.2.2 of SEBI master circular dated June 27, 2024, the scheme is in existence for less than 6 months, hence performance shall not be provided.

MIRAE ASSET
BSE SELECT IPO ETF FUND OF FUND

(Fund of Fund - An open-ended fund of fund scheme investing in units of Mirae Asset BSE Select IPO ETF)

MIRAE ASSET Mutual Fund

Monthly Factsheet as on 30 April , 2025

Fund Information

Fund Managers:
Ms. Ekta Gala &
Mr. Akshay Udeshi

Allotment Date :	18th March 2025
Benchmark:	BSE Select IPO (TRI)
Net AUM (Cr.)	8.336
Exit Load:	Please refer page no.80
Plan Available:	Regular Plan and Direct Plan

Minimum Investment Amount
₹5,000/- and in multiples of ₹1/- thereafter. Minimum Additional Application Amount: ₹1,000/- per application and in multiples of ₹1/- thereafter

Net Asset Value (NAV)

	Direct	Regular
Growth	₹10.913	₹10.923
IDCW	₹10.913	₹10.905

Expense Ratio

Regular Plan	0.70%
Direct Plan	0.07%

Investors may note that they have to bear recurring expense if the underlying scheme in addition to the expenses of this scheme. The TER of underlying scheme i.e Mirae Asset BSE Select IPO ETF is 0.34%

Portfolio Holdings

Exchange Traded Funds	
Mirae Asset Mutual Fund	98.37%
Exchange Traded Funds Total	**98.37%**
Cash & Other Receivables	
TREPS/Reverse Repo	1.67%
Net Receivables / (Payables)	-0.04%
Cash & Other Receivables Total	**1.63%**
Total	**100.00%**

Overall Asset Allocation

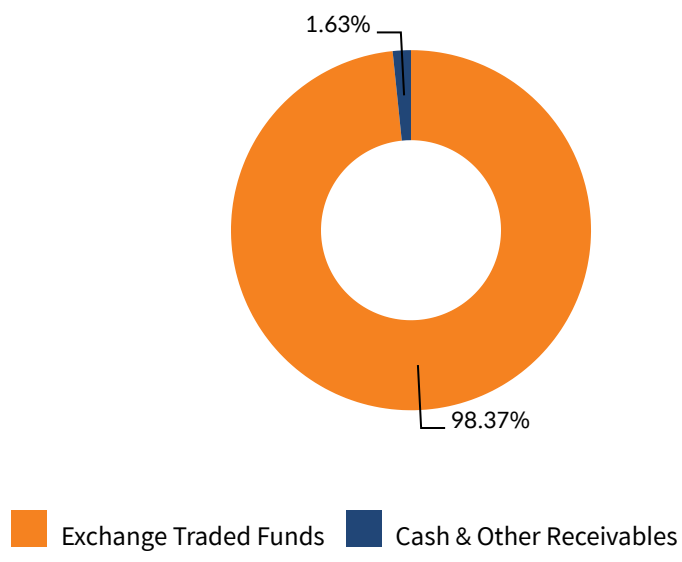

Pursuant to clause 13.2.2 of SEBI master circular dated June 27, 2024, the scheme is in existence for less than 6 months, hence performance shall not be provided.

MIRAE ASSET
NIFTY LARGEMIDCAP 250 INDEX FUND

(An open-ended scheme replicating/tracking Nifty LargeMidcap 250 Total Return Index)

Monthly Factsheet as on 30 April , 2025

Fund Information

Fund Managers@ : Ms. Ekta Gala & Mr. Ritesh Patel	
Allotment Date :	24th October 2024
Benchmark:	Nifty LargeMidcap 250 (TRI)
Net AUM (Cr.)	18.1933
Tracking Error Value ~ Since Inception Tracking Difference for Direct Plan is	0.17%
Exit Load:	Please refer page no.81
Plan Available:	Regular Plan and Direct Plan

Minimum Investment Amount
₹5,000/- and in multiples of ₹1/- thereafter. Minimum Additional Application Amount: ₹1,000/- per application and in multiples of ₹1/- thereafter

Net Asset Value (NAV)

	Direct	Regular
Growth	₹9.6821	₹9.6487
IDCW	₹9.6821	₹9.6482

Expense Ratio

Regular Plan	0.85%
Direct Plan	0.16%

Portfolio Top 10 Holdings

HDFC Bank Ltd.	5.50%
ICICI Bank Ltd.	3.79%
Reliance Industries Ltd.	3.58%
Infosys Ltd.	2.03%
Bharti Airtel Ltd.	1.88%
ITC Ltd.	1.49%
Larsen & Toubro Ltd.	1.47%
Tata Consultancy Services Ltd.	1.33%
BSE Ltd.	1.32%
Axis Bank Ltd.	1.27%
Other Equities	76.19%
Equity Holding Total	**99.85%**
Cash & Other Receivables	**0.15%**
Total	**100.00%**

Allocation - Top 10 Sectors^

^Industrywise classification as recommended by AMFI

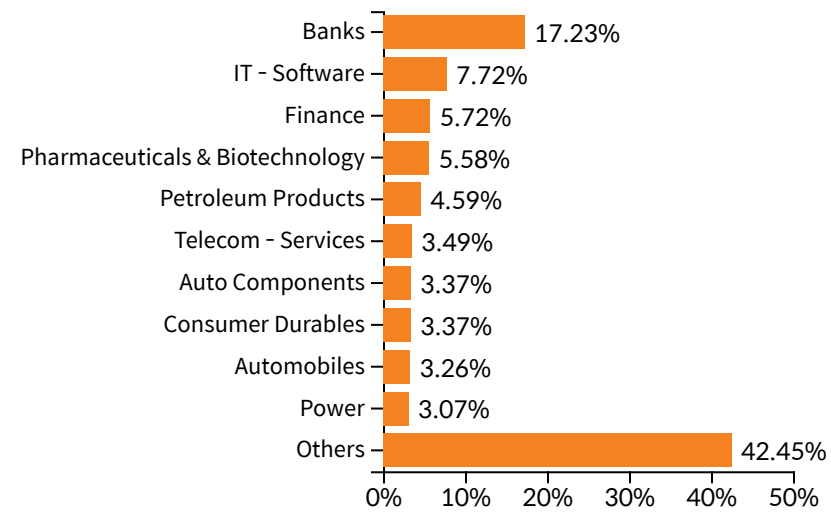

Performance Report

Period	Mirae Asset Nifty LargeMidcap 250 Index Fund	Scheme Benchmark*
6 Months (Simple Annualized)	-6.11%	-5.00%
Since Inception (Simple Annualized)	-6.71%	-5.77%
Value of Rs. 10000 invested (in Rs.) Since Inception	9,649	9,698
NAV as on 30th Apr, 2025	₹9.6487	
Index Value 30th Apr, 2025	Index Value of Scheme Benchmark is 19,787.5900	
Allotment Date	24th October 2024	
Scheme Benchmark	*Nifty LargeMidcap 250 (TRI)	

Fund manager : Ms.Ekta Gala & Mr. Ritesh Patel managing the scheme since October 24, 2024 & March 12, 2025 respectively.
Note: Returns (%) for less than 1 year calculated on simple annualized basis, others are CAGR- Compounded Annualized Growth returns.
Latest available NAV has been taken for return calculation wherever applicable

Past Performance may or may not be sustained in future.
Note: For computation of since inception returns (%) the allotment NAV has been taken as ₹10.0000.
Note:1. The reference and details provided here in are of Regular Plan - Growth Option
@ Pursuant to notice cum addendum no. 14/2025, Fund Manager of the scheme has been changed with effect from March 12, 2025.
The performance of other funds managed by the same fund manager is given in the respective page of the schemes and on page No. 84, 85, 86, 87, 88, 89, 91, 92, 93, 94, 95, 96

MIRAE ASSET NIFTY 50 INDEX FUND

(An open-ended scheme replicating/tracking Nifty 50 Total Return Index)

MIRAE ASSET Mutual Fund

Monthly Factsheet as on 30 April , 2025

Fund Information

Fund Managers@ :
Ms. Ekta Gala &
Mr. Ritesh Patel

Allotment Date :	24th October 2024
Benchmark:	Nifty 50 (TRI)
Net AUM (Cr.)	27.7387
Tracking Error Value ~ Since Inception Tracking Difference for Direct Plan is	0.13%
Exit Load:	Please refer page no.81
Plan Available:	Regular Plan and Direct Plan

Minimum Investment Amount
₹5,000/- and in multiples of ₹1/- thereafter. Minimum Additional Application Amount: ₹1,000/- per application and in multiples of ₹1/- thereafter

Net Asset Value (NAV)

	Direct	Regular
Growth	₹9.9957	₹9.9627
IDCW	₹9.9959	₹9.9621

Expense Ratio

Regular Plan	0.75%
Direct Plan	0.10%

Portfolio Top 10 Holdings

HDFC Bank Ltd.	13.30%
ICICI Bank Ltd.	9.15%
Reliance Industries Ltd.	8.65%
Infosys Ltd.	4.91%
Bharti Airtel Ltd.	4.54%
ITC Ltd.	3.60%
Larsen & Toubro Ltd.	3.56%
Tata Consultancy Services Ltd.	3.20%
Axis Bank Ltd.	3.08%
Kotak Mahindra Bank Ltd.	2.95%
Other Equities	43.06%
Equity Holding Total	**100.00%**
Cash & Other Receivables	**0.00%**
Total	**100.00%**

Allocation - Top 10 Sectors^

^Industrywise classification as recommended by AMFI

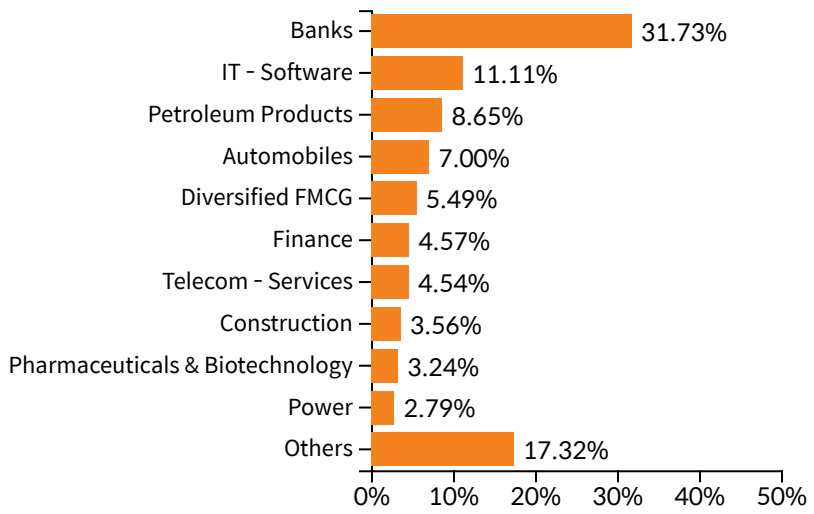

Performance Report

Period	Mirae Asset Nifty 50 Index Fund	Scheme Benchmark*
6 Months (Simple Annualized)	0.62%	1.71%
Since Inception (Simple Annualized)	-0.72%	0.25%
Value of Rs. 10000 invested (in Rs.) Since Inception	9,963	10,013
NAV as on 30th Apr, 2025	₹9.9627	
Index Value 30th Apr, 2025	Index Value of Scheme Benchmark is 36,274.8700	
Allotment Date	24th October 2024	
Scheme Benchmark	*Nifty 50 (TRI)	

Fund manager : Ms.Ekta Gala & Mr. Ritesh Patel managing the scheme since October 24, 2024 & March 12, 2025 respectively.
Note: For computation of since inception returns (%) the allotment NAV has been taken as ₹10.0000.
Note:1. The reference and details provided here in are of Regular Plan - Growth Option

Past Performance may or may not be sustained in future.

@ Pursuant to notice cum addendum no. 14/2025, Fund Manager of the scheme has been changed with effect from March 12, 2025.
The performance of other funds managed by the same fund manager is given in the respective page of the schemes and on page No. 84, 85, 86, 87, 88, 89, 91, 92, 93, 94, 95, 96

MIRAE ASSET
NIFTY TOTAL MARKET INDEX FUND

(An open ended scheme replicating/tracking Nifty Total Market Total Return Index)

MIRAE ASSET Mutual Fund

Monthly Factsheet as on 30 April , 2025

Fund Information

Fund Managers@ :
Ms. Ekta Gala &
Mr. Ritesh Patel

Allotment Date :	28th October 2024
Benchmark:	Nifty Total Market (TRI)
Net AUM (Cr.)	39.3496
Tracking Error Value ~ Since Inception Tracking Difference for Direct Plan is	0.15%
Exit Load:	Please refer page no.81
Plan Available:	Regular Plan and Direct Plan

Minimum Investment Amount
₹5,000/- and in multiples of ₹1/- thereafter. Minimum Additional Application Amount: ₹1,000/- per application and in multiples of ₹1/- thereafter

Net Asset Value (NAV)

	Direct	Regular
Growth	₹9.7214	₹9.6858
IDCW	₹9.7212	₹9.6855

Expense Ratio

Regular Plan	0.91%
Direct Plan	0.20%

Portfolio Top 10 Holdings

HDFC Bank Ltd.	7.73%
ICICI Bank Ltd.	5.32%
Reliance Industries Ltd.	5.02%
Infosys Ltd.	2.85%
Bharti Airtel Ltd.	2.64%
ITC Ltd.	2.09%
Larsen & Toubro Ltd.	2.07%
Tata Consultancy Services Ltd.	1.86%
Axis Bank Ltd.	1.79%
Kotak Mahindra Bank Ltd.	1.71%
Other Equities	66.78%
Equity Holding Total	**99.86%**
Cash & Other Receivables	**0.14%**
Total	**100.00%**

Allocation - Top 10 Sectors^

^Industrywise classification as recommended by AMFI

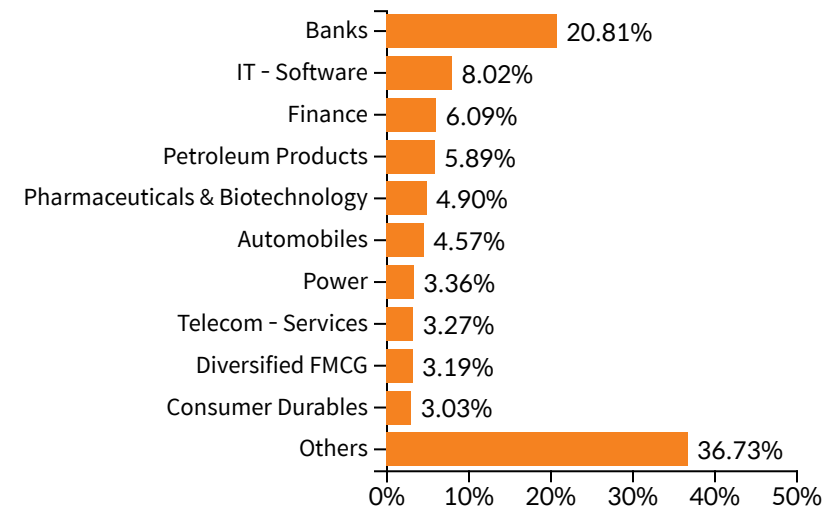

Performance Report

Period	Mirae Asset Nifty Total Market Index Fund	Scheme Benchmark*
6 Months (Simple Annualized)	-7.11%	-6.24%
Since Inception (Simple Annualized)	-6.14%	-5.42%
Value of Rs. 10000 invested (in Rs.) Since Inception	9,686	9,723
NAV as on 30th Apr, 2025	₹9.6858	
Index Value 30th Apr, 2025	Index Value of Scheme Benchmark is 16,097.7100	
Allotment Date	28th October 2024	
Scheme Benchmark	*Nifty Total Market (TRI)	

Fund manager : Ms.Ekta Gala & Mr. Ritesh Patel managing the scheme since October 28, 2024 & March 12, 2025 respectively.
Note: Returns for 1 year and below are absolute returns, Returns above 1 year are CAGR- Compounded Annualized Growth returns.
Latest available NAV has been taken for return calculation wherever applicable

Past Performance may or may not be sustained in future.
Note: For computation of since inception returns (%) the allotment NAV has been taken as ₹10.0000.
Note:1. The reference and details provided here in are of Regular Plan - Growth Option
@ Pursuant to notice cum addendum no. 14/2025, Fund Manager of the scheme has been changed with effect from March 12, 2025.
The performance of other funds managed by the same fund manager is given in the respective page of the schemes and on page No. 84, 85, 86, 87, 88, 89, 91, 92, 93, 94, 95, 96

MIRAE ASSET
NIFTY SDL JUN 2027 INDEX FUND

(An open-ended target maturity Index Fund investing in the constituents of Nifty SDL Jun 2027 Index. A scheme with relatively high interest rate risk and relatively low credit risk)

Monthly Factsheet as on 30 April , 2025

Fund Information

Fund Managers : Mr. Amit Modani	
Allotment Date :	30th March 2022
Benchmark:	Nifty SDL Jun 2027 Index
Net AUM (Cr.)	755.2601
Tracking Error Value ~ 1 Year Tracking Difference for Direct Plan is	0.77%
Exit Load:	Please refer page no.82
Plan Available:	Regular Plan and Direct Plan

Minimum Investment Amount
₹5,000/- and in multiples of ₹1/- thereafter. Minimum Additional Application Amount: ₹1,000/- per application and in multiples of ₹1/- thereafter

Net Asset Value (NAV)

	Direct	Regular
Growth	₹12.2133	₹12.1526
IDCW	₹12.2138	₹12.1532

Quantitative: Debt

Average Maturity	2.00 Years
Modified Duration	1.80 Years
Macaulay Duration:	1.85 Years
Annualized Portfolio YTM*	6.40%

*In case of semi annual YTM, it will be annualized.

Expense Ratio

Regular Plan	0.35%
Direct Plan	0.19%

Portfolio Holdings*

State Government Bond	
7.51% SDL Maharashtra (MD 24/05/2027)	10.16%
Others	87.36%
State Government Bond Total	**97.52%**
Cash & Other Receivables	
TREPS/Reverse Repo	0.40%
Net Receivables / (Payables)	2.08%
Cash & Other Receivables Total	**2.48%**
Total	**100.00%**

*Top holdings as per instrument

Rating Profile

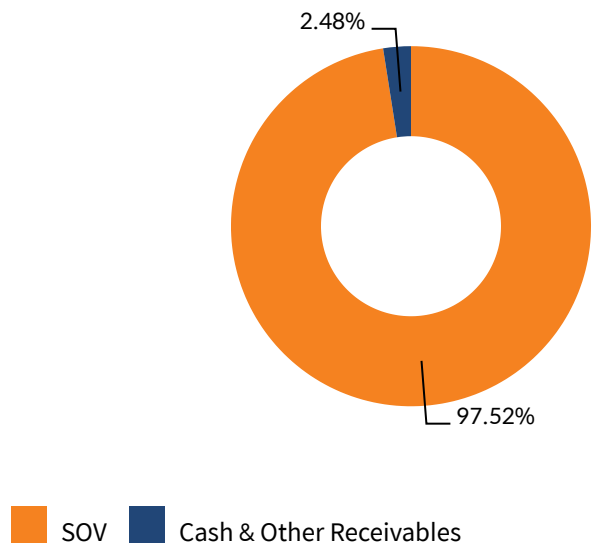

Overall Asset Allocation

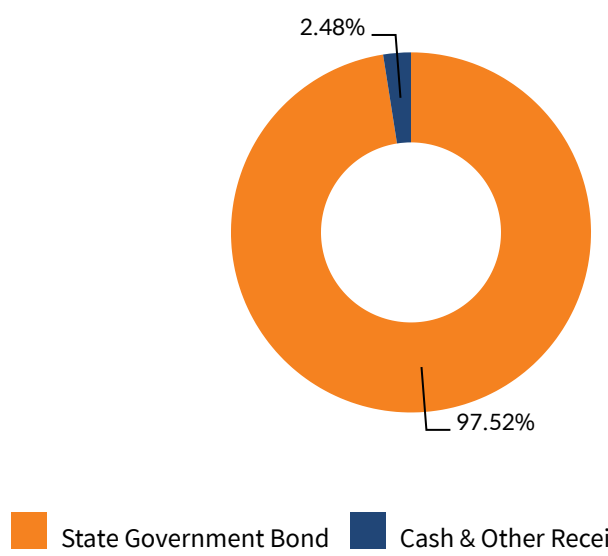

Performance Report

Period	Mirae Asset Nifty SDL Jun 2027 Index Fund	Scheme Benchmark*	Additional Benchmark**
Last 1 Year	9.29%	9.79%	12.58%
Last 3 Years	7.31%	7.67%	8.57%
Since Inception	6.52%	7.01%	7.67%
Value of Rs. 10000 invested (in Rs.) Since Inception	12,153	12,327	12,563
NAV as on 30th Apr, 2025	₹12.1526		
Index Value 30th Apr, 2025	Index Value of Scheme Benchmark is 1,239.8300 and Crisil 10 yr Gilt index is 5,112.0135		
Allotment Date	30th March 2022		
Scheme Benchmark	*Nifty SDL Jun 2027 Index		
Additional Benchmark	**Crisil 10 yr Gilt index		

Fund manager : Mr. Amit Modani managing the scheme since 16th January, 2023.
Note: Returns (%) for less than 1 year calculated on simple annualized basis, others are CAGR- Compounded Annualized Growth returns.
Latest available NAV has been taken for return calculation wherever applicable

Past Performance may or may not be sustained in future.
Note: For computation of since inception returns (%) the allotment NAV has been taken as ₹10.00.
Note:1. Different Plans under the scheme has different expense structure. The reference and details provided here in are of Regular Plan - Growth Option
Please visit the website for more details: https://www.miraeassetmf.co.in/ downloads/statutory-disclosure/addendum
The performance of other funds managed by the same fund manager is given in the respective page of the schemes and on page No. 84, 85, 87, 89, 90, 91, 92

MIRAE ASSET CRISIL IBX GILT INDEX - APRIL 2033 INDEX FUND

(An open ended target maturity Index Fund investing in the constituents of CRISIL IBX Gilt Index - April 2033. A scheme with relatively high interest rate risk and relatively low credit risk)

Monthly Factsheet as on 30 April , 2025

Fund Information

Fund Managers : Mr. Amit Modani	
Allotment Date :	20th October 2022
Benchmark:	CRISIL IBX Gilt Index – April 2033
Net AUM (Cr.)	240.6269
Tracking Error Value ~ 1 Year Tracking Difference for Direct Plan is	0.10%
Exit Load:	Please refer page no.82
Plan Available:	Regular Plan and Direct Plan

Minimum Investment Amount
₹5,000/- and in multiples of ₹1/- thereafter. Minimum Additional Application Amount: ₹1,000/- per application and in multiples of ₹1/- thereafter

Net Asset Value (NAV)

	Direct	Regular
Growth	₹12.7431	₹12.6497
IDCW	₹12.7401	₹12.6506

Quantitative: Debt

Average Maturity	7.39 Years
Modified Duration	5.58 Years
Macaulay Duration:	5.76 Years
Annualized Portfolio YTM*	6.40%

*In case of semi annual YTM, it will be annualized.

Expense Ratio

Regular Plan	0.39%
Direct Plan	0.12%

Portfolio Holdings*

Government Bond	
7.26% GOI (MD 06/02/2033)	46.29%
Others	50.30%
Government Bond Total	**96.59%**
Cash & Other Receivables	
TREPS/Reverse Repo	1.92%
Net Receivables / (Payables)	1.49%
Cash & Other Receivables Total	**3.41%**
Total	**100.00%**

*Top holdings as per instrument

Rating Profile

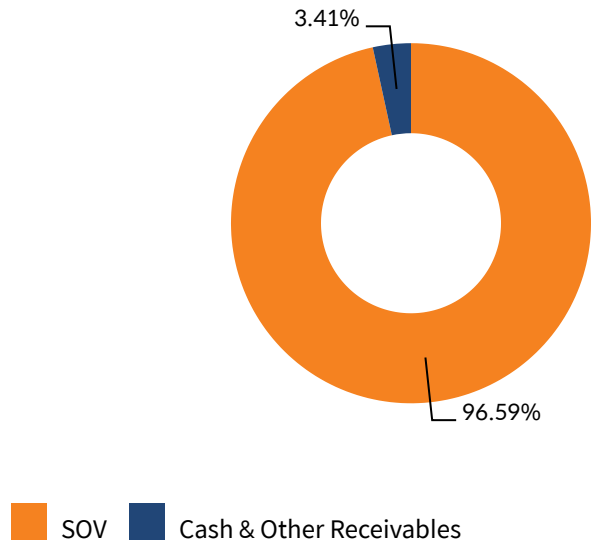

Overall Asset Allocation

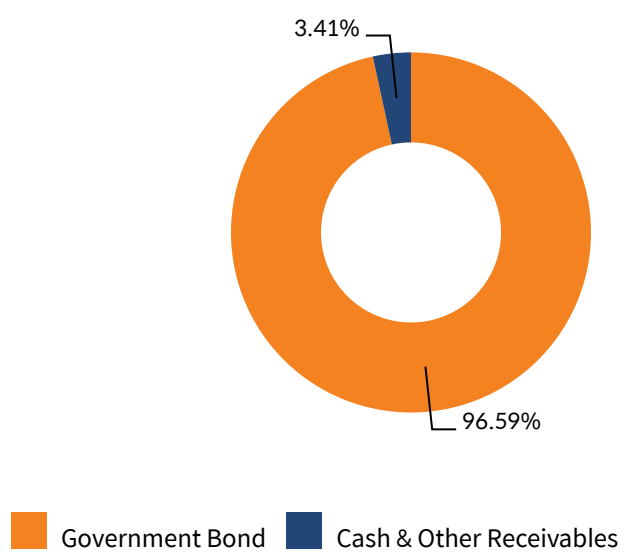

Performance Report

Period	Mirae Asset Crisil IBX Gilt Index - April 2033 Index Fund	Scheme Benchmark*	Additional Benchmark**
Last 1 Year	12.26%	12.76%	12.58%
Since Inception	9.74%	10.26%	9.98%
Value of Rs. 10000 invested (in Rs.) Since Inception	12,650	12,801	12,720
NAV as on 30th Apr, 2025	₹12.6497		
Index Value 30th Apr, 2025	Index Value of Scheme Benchmark is 1,277.3695 and Crisil 10 yr Gilt index is 5,112.0135		
Allotment Date	20th October 2022		
Scheme Benchmark	*CRISIL IBX Gilt Index – April 2033		
Additional Benchmark	**Crisil 10 yr Gilt index		

Fund manager : Mr. Amit Modani managing the scheme since 16th January, 2023.
Note: Returns (%) for less than 1 year calculated on simple annualized basis, others are CAGR- Compounded Annualized Growth returns.
Latest available NAV has been taken for return calculation wherever applicable

Past Performance may or may not be sustained in future.
Note: For computation of since inception returns (%) the allotment NAV has been taken as ₹10.00.
Note:1. Different Plans under the scheme has different expense structure. The reference and details provided here in are of Regular Plan - Growth Option
The performance of other funds managed by the same fund manager is given in the respective page of the schemes and on page No. 84, 85, 87, 89, 90, 91, 92

MIRAE ASSET NIFTY AAA PSU BOND PLUS SDL APR 2026 50:50 INDEX FUND

(An open ended target maturity Index Fund investing in the constituents of Nifty AAA PSU Bond Plus SDL Apr 2026 50:50 Index. A scheme with relatively high interest rate risk and relatively low credit risk)

Monthly Factsheet as on 30 April , 2025

Fund Information

Fund Managers : Mr. Amit Modani	
Allotment Date :	20th October 2022
Benchmark:	Nifty AAA PSU Bond Plus SDL Apr 2026 50:50 Index
Net AUM (Cr.)	87.3580
Tracking Error Value ~ 1 Year Tracking Difference for Direct Plan is	0.28%
Exit Load:	Please refer page no.82
Plan Available:	Regular Plan and Direct Plan

Minimum Investment Amount
₹5,000/- and in multiples of ₹1/- thereafter. Minimum Additional Application Amount: ₹1,000/- per application and in multiples of ₹1/- thereafter

Net Asset Value (NAV)

	Direct	Regular
Growth	₹12.0442	₹11.9789
IDCW	₹12.0441	₹11.9788

Quantitative: Debt

Average Maturity	0.82 Years
Modified Duration	0.76 Years
Macaulay Duration:	0.80 Years
Annualized Portfolio YTM*	6.53%

*In case of semi annual YTM, it will be annualized.

Expense Ratio

Regular Plan	0.35%
Direct Plan	0.15%

Portfolio Holdings*

Corporate Bond	
National Bank for Agriculture and Rural Development	12.66%
Others	36.77%
Corporate Bond Total	**49.43%**
State Government Bond	
8.28% SDL Karnataka (MD 06/03/2026)	10.48%
Others	37.46%
State Government Bond Total	**47.94%**
Cash & Other Receivables	
TREPS/Reverse Repo	0.59%
Net Receivables / (Payables)	2.05%
Cash & Other Receivables Total	**2.64%**
Total	**100.00%**

*Top holdings as per instrument

Rating Profile

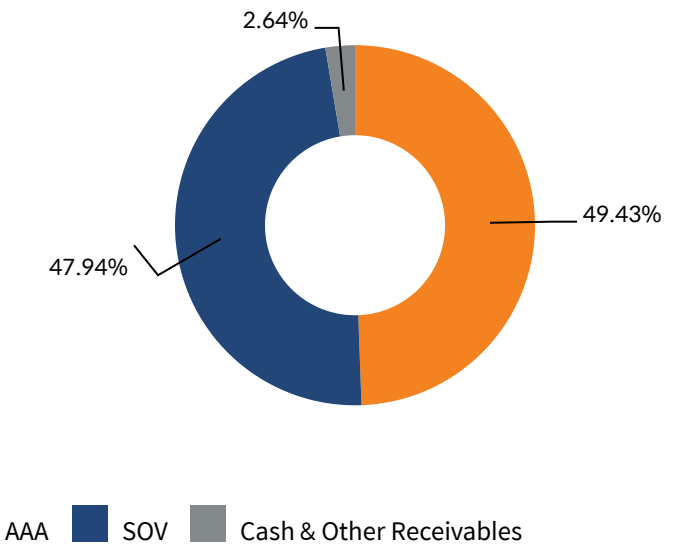

Overall Asset Allocation

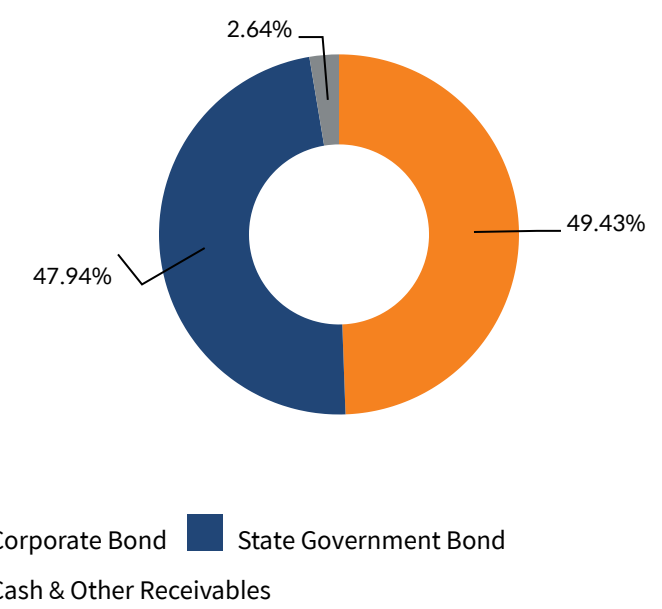

Performance Report

Period	Mirae Asset Nifty AAA PSU Bond Plus SDL Apr 2026 50:50 Index Fund	Scheme Benchmark*	Additional Benchmark**
Last 1 Year	8.03%	8.54%	12.58%
Since Inception	7.40%	7.97%	9.98%
Value of Rs. 10000 invested (in Rs.) Since Inception	11,979	12,139	12,720
NAV as on 30th Apr, 2025	₹11.9789		
Index Value 30th Apr, 2025	Index Value of Scheme Benchmark is 1,218.1100 and Crisil 10 yr Gilt index is 5,112.0135		
Allotment Date	20th October 2022		
Scheme Benchmark	*Nifty AAA PSU Bond Plus SDL Apr 2026 50:50 Index		
Additional Benchmark	**Crisil 10 yr Gilt index		

Fund manager : Mr. Amit Modani managing the scheme since 16th January, 2023.
Note: Returns (%) for less than 1 year calculated on simple annualized basis, others are CAGR- Compounded Annualized Growth returns.
Latest available NAV has been taken for return calculation wherever applicable

Past Performance may or may not be sustained in future.
Note: For computation of since inception returns (%) the allotment NAV has been taken as ₹10.00.
Note:1. Different Plans under the scheme has different expense structure. The reference and details provided here in are of Regular Plan - Growth Option
The performance of other funds managed by the same fund manager is given in the respective page of the schemes and on page No. 84, 85, 87, 89, 90, 91, 92

MIRAE ASSET
NIFTY SDL JUNE 2028 INDEX FUND

(An open ended target maturity Index Fund investing in the constituents of Nifty SDL June 2028 Index. A scheme with relatively high interest rate risk and relatively low credit risk)

Monthly Factsheet as on 30 April , 2025

Fund Information

Fund Managers : Mr. Mahendra Jajoo	
Allotment Date :	31st March 2023
Benchmark:	Nifty SDL June 2028 Index
Net AUM (Cr.)	73.0504
Tracking Error Value ~ 1 Year Tracking Difference for Direct Plan is	1.26%
Exit Load:	Please refer page no.83
Plan Available:	Regular Plan and Direct Plan

Minimum Investment Amount
₹5,000/- and in multiples of ₹1/-thereafter. Minimum Additional Application Amount: ₹1,000/- per application and in multiples of ₹1/- thereafter.

Net Asset Value (NAV)

	Direct	Regular
Growth	₹11.9317	₹11.8394
IDCW	₹11.9318	₹11.8396

Quantitative: Debt

Average Maturity	2.94 Years
Modified Duration	2.54 Years
Macaulay Duration:	2.62 Years
Annualized Portfolio YTM*	6.41%

*In case of semi annual YTM, it will be annualized.

Expense Ratio

Regular Plan	0.49%
Direct Plan	0.12%

Portfolio Holdings*

State Government Bond	
6.98% SDL Maharashtra (MD 26/02/2028)	17.41%
Others	77.71%
State Government Bond Total	**95.12%**
Cash & Other Receivables	
TREPS/Reverse Repo	2.61%
Net Receivables / (Payables)	2.27%
Cash & Other Receivables Total	**4.88%**
Total	**100.00%**

*Top holdings as per instrument

Rating Profile

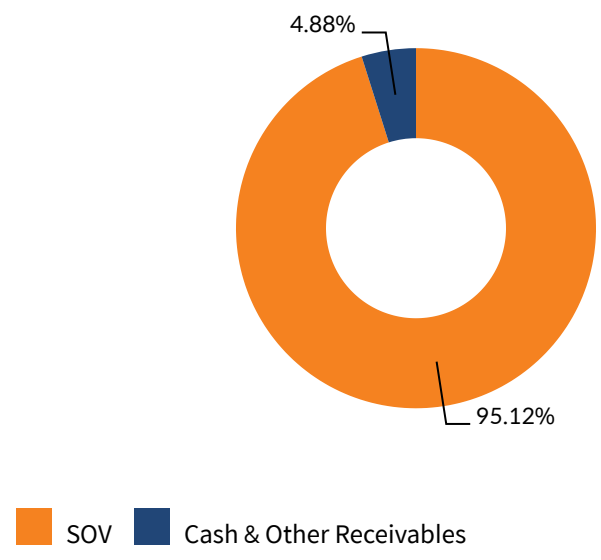

Overall Asset Allocation

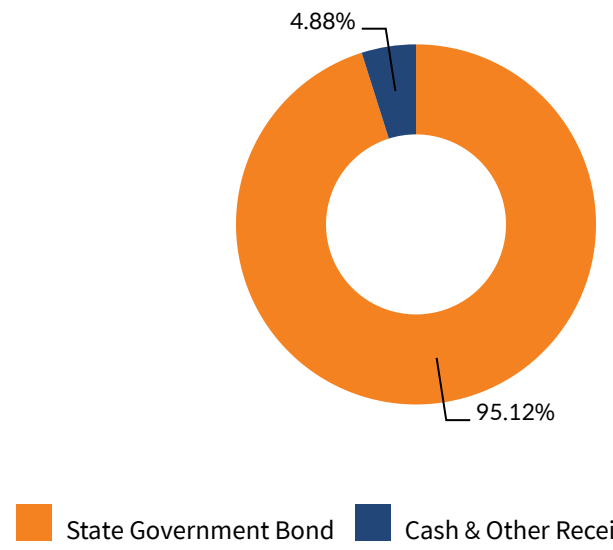

Performance Report

Period	Mirae Asset Nifty SDL June 2028 Index Fund	Scheme Benchmark*	Additional Benchmark**
Last 1 Year	10.10%	10.89%	12.58%
Since Inception	8.44%	9.10%	9.90%
Value of Rs. 10000 invested (in Rs.) Since Inception	11,839	11,991	12,175
NAV as on 30th Apr, 2025	₹11.8394		
Index Value 30th Apr, 2025	Index Value of Scheme Benchmark is 1,211.1200 and Crisil 10 Yr gilt index is 5,112.0135		
Allotment Date	31st March 2023		
Scheme Benchmark	*Nifty SDL June 2028 Index		
Additional Benchmark	**Crisil 10 Yr gilt index		

Fund manager : Mr. Mahendra Jajoo managing the scheme since 31st March, 2023.
Note: Returns for 1 year and below are absolute returns, Returns above 1 year are CAGR- Compounded Annualized Growth returns.
Latest available NAV has been taken for return calculation wherever applicable

Past Performance may or may not be sustained in future.
Note: For computation of since inception returns (%) the allotment NAV has been taken as ₹10.00.
Note:1. Different Plans under the scheme has different expense structure. The reference and details provided here in are of Regular Plan - Growth Option
The performance of other funds managed by the same fund manager is given in the respective page of the schemes and on page No. 84, 85, 89, 91

Performance of Underlying Indices

Segment	Index Name	1 Month	3 Months	6 Months	1 Year	2 Years	3 Years	5 Years	10 Years
Broad based	Nifty 50 Index	3.48%	3.65%	0.84%	9.01%	17.36%	13.80%	21.16%	12.88%
	BSE Sensex Index	3.67%	3.67%	1.28%	9.06%	15.96%	13.45%	20.34%	12.90%
	Nifty Next 50 Index	2.33%	2.38%	-7.39%	0.14%	28.51%	15.69%	22.69%	14.10%
	Nifty Midcap 150 Index	3.96%	0.22%	-4.63%	5.73%	29.62%	21.82%	31.96%	17.90%
	Nifty Large Midcap 250 Index	3.62%	1.87%	-2.51%	6.62%	24.40%	17.85%	26.61%	15.56%
	Nifty500 Multicap 50:25:25 Index	3.05%	1.07%	-4.76%	4.57%	24.22%	17.03%	27.32%	14.85%
	Nifty Total Market Index	3.18%	1.84%	-3.14%	5.74%	21.79%	15.63%	24.07%	13.99%
Sectoral	Nifty IT Index	-2.84%	-15.99%	-10.79%	10.37%	15.93%	6.38%	22.82%	14.78%
	Nifty Metal Index	-5.62%	2.17%	-7.72%	-5.81%	22.21%	11.86%	37.67%	15.90%
	Nifty PSU Bank Index	4.45%	3.56%	-2.72%	-13.36%	26.09%	35.01%	38.71%	7.24%
	Nifty Bank Index	6.83%	11.09%	7.02%	12.51%	13.80%	16.10%	21.35%	12.31%
	Nifty Financial Services Index	4.15%	12.53%	9.45%	20.77%	17.84%	17.30%	20.69%	14.34%
Smart Beta	Nifty200 Alpha 30 Index	4.13%	-0.26%	-10.84%	-4.35%	32.07%	21.26%	28.43%	19.92%
	Nifty100 Low Volatility 30 Index	3.63%	1.14%	-0.84%	10.12%	21.44%	16.32%	21.37%	14.56%
	Nifty Smallcap 250 MQ 100 Index	0.14%	-3.10%	-17.11%	-10.09%	22.21%	15.01%	32.57%	18.01%
	Nifty MidSmallcap MQ 100 Index	3.99%	-0.41%	-10.32%	-1.23%	27.39%	19.04%	29.88%	18.41%
	BSE 200 Equal Weight Index	3.16%	1.24%	-5.71%	2.83%	26.89%	19.23%	29.48%	15.31%
Thematic	Nifty EV & New Age Automotive Index	2.15%	-4.85%	-12.61%	-4.44%	23.28%	21.60%	36.72%	-
	Nifty India Manufacturing Index	3.11%	1.60%	-4.77%	4.78%	27.94%	19.66%	29.05%	13.45%
	Nifty100 ESG Sector Leader Index	3.70%	4.80%	1.09%	9.58%	19.57%	13.11%	20.00%	13.06%
	Nifty India New Age Consumption Index	4.28%	0.13%	-3.22%	7.62%	34.70%	21.66%	28.98%	13.39%
	BSE Select IPO Index	5.06%	0.27%	-7.96%	4.17%	29.40%	14.15%	27.39%	12.73%
International	NYSE FANG+ Index (INR)	6.54%	-10.37%	7.73%	29.96%	45.12%	37.30%	31.73%	32.16%
	S&P 500 Top 50 Index (INR)	-0.98%	-11.16%	-1.34%	16.22%	23.61%	18.97%	20.00%	17.56%
	Hang Seng TECH Index (INR)	-6.60%	5.42%	11.71%	40.28%	14.24%	5.64%	2.84%	3.64%
	Indxx Artificial Intelligence Index (INR)	1.28%	-10.10%	2.51%	18.20%	28.31%	21.75%	19.55%	21.04%
	Solactive Electric & Autonomous Vehicle (INR)	-2.14%	-12.78%	-5.37%	-7.54%	0.17%	0.18%	14.65%	-
Commodities	MCX Gold Spot Price (INR)	5.90%	14.83%	18.62%	31.31%	25.11%	21.88%	18.03%	13.25%
	MCX Silver Spot Price (INR)	-6.67%	0.84%	-2.66%	17.54%	12.87%	13.22%	20.56%	9.63%
Debt & liquid	Nifty 1D Rate Index	0.54%	1.50%	3.18%	6.59%	6.71%	6.40%	5.07%	5.62%
	Nifty SDL Jun 2027 Index	1.35%	2.81%	4.69%	9.79%	8.33%	7.67%	-	-
	Nifty SDL Jun 2028 Index	1.90%	3.34%	5.40%	10.89%	8.83%	-	-	-
	Nifty AAA PSU Bond Plus SDL Apr 2026 50:50 Index	0.94%	2.35%	4.12%	8.54%	7.72%	-	-	-
	Nifty 8-13 yr G-Sec Index	2.14%	4.09%	6.57%	12.71%	9.61%	8.98%	6.35%	-
	Crisil IBX Gilt Index - April 2033 Index	2.07%	4.19%	6.56%	12.76%	9.71%	-	-	-

Source: Nifty Indices & Bloomberg data as on 30 April , 2025. Past performance may or may not sustain in future. The index return is in Total Return Variant. The data shown above pertains to the Index and does not in manner indicate performance of any scheme of the Fund. Exchange rate of FBIL are used for conversion of index value from USD/HKD to INR for international indices. If INR appreciates against the currency in which investments are made then the value of foreign asset declines as a result of which the fund investing in such foreign asset will also bear the impact of it.

SIPs of Underlying Indices

SIP Performance for monthly investment of Rs. 10,000

	5 Year SIP			10 Year SIP		
Underlying Indices	Invested Amt. (₹)	Redemption Value (₹)	XIRR	Invested Amt. (₹)	Redemption Value (₹)	XIRR
Nifty 50 Index (TRI)	6,00,000	8,05,333	12.1%	12,00,000	23,49,954	13.3%
Nifty Next 50 Index (TRI)	6,00,000	8,83,826	16.0%	12,00,000	24,89,996	14.4%
Nifty Midcap 150 Index (TRI)	6,00,000	9,86,374	20.6%	12,00,000	31,22,344	18.7%
Nifty Largemidcap 250 Index (TRI)	6,00,000	8,96,495	16.6%	12,00,000	27,27,580	16.1%
Nifty500 Multicap 50:25:25 (TRI)	6,00,000	8,96,029	16.6%	12,00,000	26,64,629	15.7%
Nifty Total Market Index (TRI)	6,00,000	8,54,259	14.6%	12,00,000	25,15,066	14.6%
BSE Sensex Index (TRI)	6,00,000	7,92,032	11.4%	12,00,000	23,40,775	13.2%
Nifty Bank Index (TRI)	6,00,000	8,18,600	12.8%	12,00,000	22,33,906	12.3%
Nifty Financial Services Index (TRI)	6,00,000	8,45,263	14.1%	12,00,000	24,94,494	14.4%
Nifty IT Index (TRI)	6,00,000	7,07,157	6.7%	12,00,000	25,56,707	14.9%
Nifty Metal Index (TRI)	6,00,000	9,64,416	19.7%	12,00,000	30,40,083	18.2%
Nifty PSU Bank Index (TRI)	6,00,000	12,51,821	30.8%	12,00,000	25,91,228	15.2%
NYSE FANG + Index (TRI) (INR)	6,00,000	11,59,888	27.5%	12,00,000	64,65,919	32.5%
S&P 500 Top 50 Index (TRI) (INR)	6,00,000	9,24,723	17.9%	12,00,000	31,88,382	19.1%
Hang Seng TECH Index (TRI) (INR)	6,00,000	6,13,681	0.9%	12,00,000	14,80,956	4.3%
Solactive Autonomous & Electric Vehicles Index (TRI) (INR)	6,00,000	5,69,982	0.0%	12,00,000	-	-
Indxx Artificial Intelligence & Big Data Index (TRI) (INR)	6,00,000	8,60,967	14.9%	12,00,000	34,25,644	20.5%
Domestic Price of Physical Gold	6,00,000	9,60,777	19.5%	12,00,000	27,19,575	16.1%
Domestic Price of Physical Silver	6,00,000	7,99,428	11.8%	12,00,000	21,82,466	11.9%
Nifty 200 Alpha 30 Index (TRI)	6,00,000	9,58,597	19.4%	12,00,000	32,79,309	19.6%
Nifty 100 Low Volatility 30 Index (TRI)	6,00,000	8,51,929	14.4%	12,00,000	25,29,881	14.7%
Nifty Smallcap 250 Momentum Quality 100 Index (TRI)	6,00,000	9,11,643	17.3%	12,00,000	30,09,489	18.0%
Nifty MidSmallcap400 Momentum Quality 100 Index (TRI)	6,00,000	9,24,150	17.9%	12,00,000	30,87,522	18.5%
BSE 200 Equal Weight Index (TRI)	6,00,000	9,39,616	18.6%	12,00,000	28,45,210	16.9%
Nifty India New Age Consumption Index (TRI)	6,00,000	9,76,172	20.2%	12,00,000	25,57,269	14.9%
Nifty India Manufacturing Index (TRI)	6,00,000	9,29,045	18.1%	12,00,000	26,12,455	15.3%
Nifty 100 ESG Sector Leaders Index (TRI)	6,00,000	7,96,062	11.6%	12,00,000	23,47,500	13.3%
Nifty EV and New Age Automotive Index (TRI)	6,00,000	10,03,109	21.3%	12,00,000	-	-
BSE Select IPO Index (TRI)	6,00,000	8,66,733	15.2%	12,00,000	24,74,534	14.3%

The SIP returns are calculated by XIRR approach assuming investment of ₹ 10,000/- on the 10th working day of every month in underlying indices of the funds. XIRR Extended Internal Rate of Return. SIP Systematic Investment Plan. TRI Total Return Index. The performance of schemes tracking the above benchmark indices is mentioned on the respective pages. Data as on 30th April 2016 to 30th April 2025 for 10 years & 30th April 2021 to 30th April 2025 for 5 years.

Tax Reckoner FY 2024-25

Taxation Changes post Union Budget 2024

Categories of Funds	Redeemed or transferred till July 22, 2024		From July 23, 2024 till March 31, 2025 (If units sold between this period)		Effective July 23, 2024			Applicability for Mirae Asset scheme
	STCG^	LTCG^	STCG^	LTCG^	STCG^	LTCG^	Holding period for LTCG^	
Equity Oriented (>65% in Equity assets)	15%	10%	20%	12.5%	20%	12.5%	>1%	All Domestic equityoriented MF

Debt Oriented (> 65% Debt Assets)/FOF^^ investing > 65% in such de bt -oriented fund

Units Acquired before 01.04.2023	Tax slab	20% (Indexation)			Tax Slab	12.5%	>2 (>1*)	All Domestic Debt oriented MF
Acquired after 31.03.2023 and sold till 31.03.2025	Tax slab	Tax slab	Tax slab	Tax slab				
Units acquired after 31.03.2023 and sold after 31.03.2025	Tax slab	Tax slab			Tax Slab	Tax Slab	Irrelevant	

Commodities ETF Listed on exchange/Foreign Equity ETF (India Domiciled) Listed on Exchange

Units Acquired before 01.04.2023	Tax slab	20% (Indexation)			Tax Slab	12.5%	>1	Commodities & Foreign ETF listed in India
Units Acquired after 31.03.2023 and sold till 31.03.2025	Tax slab	Tax slab	Tax slab	Tax slab				
Units Acquired after 31.03.2023 and sold after 31.03.2025	Tax slab	Tax slab			Tax Slab	12.5%	>1	

Domestic Equity ETF FOF^^ (where >90% is in Domestic Equity ETFs which are traded on a recognised stock exchange as per Explanation1 of Sec 112A)

Units Acquired before 01.04.2023	15%	10%			20%	12.5%	>1	All FoFs on Domestic Equity ETFs
Units Acquired after 31.03.2023 and sold till 31.03.2025	15%	15%	20%	20%				
Units Acquired after 31.03.2023 and sold after 31.03.2025	15%	15%			20%	12.5%	>1	

Commodities FOF^^/Foreign FOF^^ (investing in offshore Schemes)/Foreign FOF (investing in India listed offshore Schemes)/Foreign Equity Index Fund (India Domiciled)

Units Acquired before 01.04.2023	Tax slab	20% (Indexation)			Tax Slab	12.5%	>2	FoF on Overseas ETFs and FoF on Foreign ETFs listed in India
Units Acquired after 31.03.2023 and sold till 31.03.2025	Tax slab	Tax slab	Tax slab	Tax slab				
Units Acquired after 31.03.2023 and sold after 31.03.2025	Tax slab	Tax slab			Tax Slab	12.5%	>2	

Important Sections pertaining to Mutual Funds & Taxation of Mutual Funds

Section	Description
50AA	**Specified Mutual Fund (Latest Description) -** (ii) "Specified Mutual Fund" means,-- (a) a Mutual Fund by whatever name called, which invests more than sixty-five per cent. of its total proceeds in debt and money market instruments; or (b) a fund which invests sixty-five per cent. or more of its total proceeds in units of a fund referred to in sub-clause (a)
111A	Short Term Capital Gains rate has been changed from 15% to 20% w.e.f July 23, 2024
112A	Exemption limit for Long Term Capital Gains has increased from INR 100, 000 to INR 125, 000 Long Term Capital Gains (LTCG) increased from 10% to 12.5%
Explanation 1 of Sec. 112A	"Equity-oriented fund" means a fund set up under a scheme of a mutual fund specified under clause (23D) of section 10 and — (i) in a case where the fund invests in the units of another fund which is traded on a recognised stock exchange — (A) a minimum of ninety per cent of the total proceeds of such fund is invested in the units of such other fund; and (B) such other fund also invests a minimum of ninety per cent of its total proceeds in the equity shares of domestic companies listed on a recognised stock exchange; and (ii) in any other case, a minimum of sixty-five per cent of the total proceeds of such fund is invested in the equity shares of domestic companies listed on a recognised stock exchange **Provided** that the percentage of equity shareholding or unit held in respect of the fund, as the case may be, shall be computed with reference to the annual average of the monthly averages of the opening and closing figures
Section 155	Securities Transaction Tax (STT) rates have been revised, which shall come in force from 01 Oct 2024 Options - 0.1% Futures - 0.02%
Section 2 (Clause 42A)	Short Term Capital Asset definition changed from 36 months to 24 months for all assets except Security listed in a recognized stock exchange in India or a unit of the Unit Trust of India established under the Unit Trust of India Act, 1963 (52 of 1963) or a unit of an equity-oriented fund or a zero coupon bond or in case of a share of a company (not being a share listed in a recognised stock exchange)...

^ STCG - Short Term Capital Gain | ^LTCG - Long Term Capital Gain | ^^ FOF - Fund Of Fund | ETF - Exchange Traded Fund

For further Information Kindly refer to SAI https://www.miraeassetmf.co.in/docs/default-source/sai/sai_mirae-asset-mutual-fund-as-on-june-30-2024.pdf?sfvrsn=24d27e73_2

Disclaimers

The information set out above is included for general information purposes only and does not constitute legal or tax advice. In view of the individual nature of the tax consequences, each investor is advised to consult his/her own tax consultant with respect to specific tax implications arising out of their participation in the Scheme. Income Tax benefits to the mutual fund & to unit holder is in accordance with the prevailing tax laws as certified by the mutual funds tax consultant. Mirae Asset Mutual Fund will not be liable in any manner for the consequences of action taken in this regard. The information contained herein is not intended as an offer or solicitation for the purchase and sales of any schemes of Mirae Asset Mutual Fund.

Document compiled on 24.Jul.2024. This document has been compiled with using the various sections and sub-sections from Income Tax Act 1961 and amendments made to Finance Bill 2024. (Source https://www.indiabudget.gov.in/doc/Finance_Bill.pdf) It would be prudent for investors to consult their tax advisors for further details, clarification and actions.

Statutory Details: Trustee: Mirae Asset Trustee Company Private Limited; Investment Manager: Mirae Asset Investment Managers (India) Private Limited (AMC); Sponsor: Mirae Asset Global Investments Company Limited.

The information contained in this document is compiled from third party and publicly available sources and is included for general information purposes only. There can be no assurance and guarantee on the yields. Views expressed by the Fund Manager cannot be construed to be a decision to invest. Whilst Mirae Asset Investment Managers (India) Private Limited (the AMC) shall have no responsibility/liability whatsoever for the accuracy or any use or reliance thereof of such information. The AMC, its associate or sponsors or group companies, its Directors or employees accepts no liability for any loss or damage of any kind resulting out of the use of this document. The recipient(s) before acting on any information herein should make his/her/their own investigation and seek appropriate professional advice and shall alone be fully responsible / liable for any decision taken on the basis of information contained herein. Any reliance on the accuracy or use of such information shall be done only after consultation to the financial consultant to understand the specific legal, tax or financial implications.

Please visit the website of the AMC for Scheme related information: www.miraeassetmf.co.in

Please consult your financial advisor or mutual fund distributor before investing

Follow us on:

Mutual Fund investments are subject to market risks, read all scheme related documents carefully.

GLOSSARY

Average Maturity:

Average Maturity of the securities in scheme.

Beta:

Beta of a portfolio is a number indicating the relation between portfolio returns with that of the market index i.e. it measure the volatility, or systematic risk, of a portfolio in comparison to the market as a whole.

Indexation Benefit:

- | Long Term Capital Gains (holding period of over 3 years) from other than equity oriented and specified mutual funds are taxed at 20% plus applicable surcharge and cess with the benefit of indexation.
- | Government notifies Cost Inflation Index (CII) for each financial year taking into consideration the prevailing inflation levels.
- | The cost of acquistion for computation of tax is adjusted for inflation using CII, there by reducing the capital gains from tax perspective.

Macaulay Duration (Duration):

Macaulay Duration (Duration) measures the price volatility of fixed income securities. It is often used in the comparison of interest rate risk between securities with different coupons and different maturities. It is defined as the weighted average time to cash flows of a bond where the weights are nothing but the present value of the cash flows themselves. It is expressed in years/days. The duration of a fixed income security is always shorter than its term to maturity, except in the case of zero coupon securities where they are the same.

Modified Duration:

A formula that expresses the measurable change in the value of a security in response to a change in interest rates. Modified duration of portfolio can be used to anticipate the change in market value of portfolio for every change in portfolio yield.

Portfolio Turnover Ratio:

Portfolio Turnover Ratio is the percentage of a fund's holdings that have changed in a given year. This ratio measures the fund's trading activity, which is computed by taking the lesser of purchases or sales and dividing by average monthly net assets.

Portfolio Yield (Annualized Portfolio YTM*):

Weighted average yield of the securities in scheme portfolio. *In case of semi annual YTM, it will be annualized.

Risk Free Return:

The theoretical rate of return of an investment with safest (zero risk) investment in a country.

Sharpe Ratio:

Sharpe Ratio is a risk to reward ratio, it measures portfolio returns generated in excess to the investment in risk-free asset, for per unit of total risk taken. While, positive Sharpe ratio indicates, portfolio compensating investors with excess returns (over risk-free rate) for the commensurate risk taken; negative Sharpe ratio indicates, investors are better off investing in risk-free assets.

Specified Mutual Fund:

Specified mutual fund" means mutual fund where not more than 35 per cent of its total proceeds is invested in the equity shares of domestic companies.

Standard Deviation:

A statistical measure that defines expected volatility/risk associated with a portfolio. This explains the variation/deviation from the average returns delivered by the portfolio. A higher standard deviation means higher volatility (risk) and a lower standard deviation means lower volatility.

Total Expense Ratio:

Total expenses charged to scheme for the month expressed as a percentage to average monthly net assets.

Entry Load:

A mutual fund may have a sales charge or load at the time of entry and/or exit to compensate the distributor/agent. Entry load is charged at the time an investor purchases the units of a mutual fund. The entry load is added to the prevailing NAV at the time of investment. For instance, if the NAV is Rs. 100 and the entry load is 1%, the investor will enter the fund at Rs. 101.

Note: SEBI has abolished entry load and mandated that the upfront commission to distributors will be paid by the investor directly to the distributor, based on his assessment of various factors including the service rendered by the distributor.

FUND FACTS - ETF

MIRAE ASSET Mutual Fund

Key Features	Mirae Asset Nifty 50 ETF NSE Symbol: NIFTYETF , BSE Scrip Code: 542131	Mirae Asset Nifty Next 50 ETF NSE Symbol: NEXT50 , BSE Scrip Code: 542922	Mirae Asset Nifty Financial Services ETF NSE Symbol: BFSI , BSE Scrip Code: 543323
Type of Scheme	Exchange Traded Fund (ETF) - An open ended scheme replicating/tracking Nifty 50 Index	Exchange Traded Fund (ETF) - An open ended scheme replicating/tracking Nifty Next 50 Total Return Index	Exchange Traded Fund (ETF) - An open ended scheme replicating/tracking Nifty Financial Services Total Return Index
Investment Objective	The investment objective of the scheme is to generate returns, before expenses, that are commensurate with the Performance of the Nifty 50 Index, subject to tracking error. The Scheme does not guarantee or assure any returns. There is no assurance that the investment objective of the scheme will be achieved.	The investment objective of the scheme is to generate returns, before expenses, that are commensurate with the performance of the Nifty Next 50 Total Return Index, subject to tracking error. The Scheme does not guarantee or assure any returns.There is no assurance that the investment objective of the scheme will be achieved.	The investment objective of the scheme is to generate returns, before expenses, that are commensurate with the performance of the Nifty Financial Services Total Return Index, subject to tracking error. The Scheme does not guarantee or assure any returns. There is no assurance that the investment objective of the scheme will be achieved.
Fund Manager **	**Ms. Ekta Gala** (since December 28, 2020) & **Mr. Ritesh Patel@** (since March 12, 2025)	**Ms. Ekta Gala** (since December 28, 2020) & **Mr. Ritesh Patel@** (since March 12, 2025)	**Ms. Ekta Gala** (since July 30, 2021) & **Mr. Ritesh Patel@** (since March 12, 2025)
Allotment Date	20th November 2018	24th January 2020	30th July 2021
Benchmark Index	Nifty 50 Index (TRI)	Nifty Next 50 Index (TRI)	Nifty Financial Services Total Return Index (TRI)
Minimum Investment Amount	**Market Maker:** Application for subscription of Units directly with the Fund in Creation Unit Size at NAV based prices in exchange of Portfolio Deposit and Cash Component. **Large Investors:** Minimum amount of ₹25 crores for transacting directly with the AMC. **Other investors (including Market Maker, Large Investors and Regulated Entities):** Units of the Scheme can be subscribed (in lots of 1 Unit) during the trading hours on all trading days on the NSE and BSE on which the Units are listed. On exchange (in multiple of 1 units) Directly with AMC or Market Maker (in multiple of 50,000 units)	**Market Maker:** Application for subscription of Units directly with the Fund in Creation Unit Size at NAV based prices in exchange of Portfolio Deposit and Cash Component. **Large Investors:** Minimum amount of ₹25 crores for transacting directly with the AMC. **Other investors (including Market Maker, Large Investors and Regulated Entities):** Units of the Scheme can be subscribed (in lots of 1 Unit) during the trading hours on all trading days on the NSE and BSE on which the Units are listed. On exchange (in multiple of 1 units) Directly with AMC or Market Maker (in multiple of 10,000 units)	**Market Maker:** Application for subscription of Units directly with the Fund in Creation Unit Size at NAV based prices in exchange of Portfolio Deposit and Cash Component. **Large Investors:** Minimum amount of ₹25 crores for transacting directly with the AMC. **Other investors (including Market Maker, Large Investors and Regulated Entities):** Units of the Scheme can be subscribed (in lots of 1 Unit) during the trading hours on all trading days on the NSE and BSE on which the Units are listed. On exchange (in multiple of 1 units) Directly with AMC (in multiple of 3,00,000 units)
Systematic Investment Plan (SIP)	NA	NA	NA
Load Structure	Exit Load: For investors transacting directly with the AMC: No Exit load will be levied on redemptions made by Market Makers/ Large Investors directly with the AMC. For investors transacting on the exchange: Not Applicable	Exit Load: For investors transacting directly with the AMC: No Exit load will be levied on redemptions made by Market Makers/ Large Investors directly with the AMC. For investors transacting on the exchange: Not Applicable	Exit Load: For investors transacting directly with the AMC: No Exit load will be levied on redemptions made by Market Makers/ Large Investors directly with the AMC. For investors transacting on the exchange: Not Applicable
Plans Available	The Scheme does not offer any Plans/Options for investment	The Scheme does not offer any Plans/Options for investment	The Scheme does not offer any Plans/Options for investment
Options Available	The Scheme does not offer any Plans/Options for investment	The Scheme does not offer any Plans/Options for investment	The Scheme does not offer any Plans/Options for investment
Monthly Average AUM (₹ Cr.) as on 30 April, 2025	4,338.4857	602.3681	399.8227
Monthly Total Expense Ratio (Including Statutory Levies) as on 30 April, 2025	0.04%	0.06%	0.13%
Product Labelling	**This product is suitable for investors who are seeking*** • Returns that are commensurate with the performance of the Nifty 50 Index, subject to tracking errors over long term • Investment in equity securities covered by the Nifty 50 Index	**This product is suitable for investors who are seeking*** • Returns that are commensurate with the performance of the Nifty Next 50, subject to tracking errors over long term • Investment in equity securities covered by the Nifty Next 50	**This product is suitable for investors who are seeking*** • Return that are commensurate with the performance of Nifty Financial Service Total Return index, subject to tracking error over long term • Investments in equity securities covered by Nifty Financial Services Total Return index
	Scheme Riskometer *The risk of the scheme is Very High*	**Scheme Riskometer** *The risk of the scheme is Very High*	**Scheme Riskometer** *The risk of the scheme is Very High*
	Benchmark Riskometer *The risk of the benchmark is Very High*	**Benchmark Riskometer** 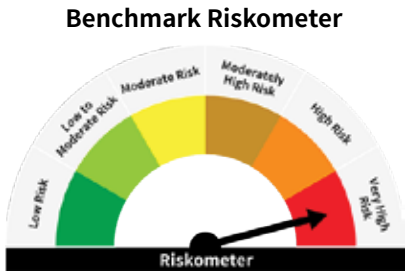 *The risk of the benchmark is Very High*	**Benchmark Riskometer** 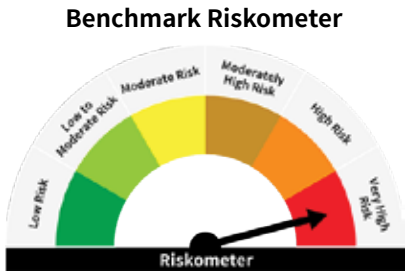 *The risk of the benchmark is Very High*

***Investors should consult their financial advisers if they are not clear about the suitability of the product.**

** For experience of Fund Managers refer page no. 99

@ Pursuant to notice cum addendum no. 14/2025, Fund Manager of the scheme has been changed with effect from March 12, 2025.

FUND FACTS - ETF

MIRAE ASSET Mutual Fund

Key Features	Mirae Asset Nifty India Manufacturing ETF NSE Symbol: MAKEINDIA , BSE Scrip Code: 543454	Mirae Asset Nifty Midcap 150 ETF NSE Symbol: MIDCAPETF , BSE Scrip Code:543481	Mirae Asset Nifty 100 Low Volatility 30 ETF NSE Symbol: LOWVOL , BSE Scrip Code: 543858
Type of Scheme	Exchange Traded Fund (ETF) - An open ended scheme replicating/tracking Nifty India Manufacturing Total Return Index	Exchange Traded Fund (ETF) - An open ended scheme replicating/tracking Nifty Midcap 150 Total Return Index	Exchange Traded Fund (ETF) - An open ended scheme replicating/tracking Nifty 100 Low Volatility 30 Total Return Index
Investment Objective	The investment objective of the scheme is to generate returns, before expenses, that are commensurate with the performance of the Nifty India Manufacturing Total Return Index, subject to tracking error. The Scheme does not guarantee or assure any returns.	The investment objective of the scheme is to generate returns, before expenses, that are commensurate with the performance of the Nifty Midcap 150 Total Return Index, subject to tracking error. The Scheme does not guarantee or assure any returns.There is no assurance that the investment objective of the scheme will be achieved.	The investment objective of the scheme is to generate returns, before expenses, that are commensurate with the performance of the Nifty 100 Low Volatility 30 Total Return Index, subject to tracking error. The Scheme does not guarantee or assure any returns. There is no assurance that the investment objective of the scheme will be achieved.
Fund Manager **	**Ms. Ekta Gala** (since January 27, 2022) & **Mr. Akshay Udeshi@** (since March 12, 2025)	**Ms. Ekta Gala** (since March 09, 2022) & **Mr. Ritesh Patel@** (since March 12, 2025)	**Ms. Ekta Gala** (since March 24, 2023) & **Mr. Akshay Udeshi@** (since March 12, 2025)
Allotment Date	27th January 2022	9th March 2022	24th March 2023
Benchmark Index	Nifty India Manufacturing Index (TRI)	Nifty Midcap 150 Index (TRI)	Nifty 100 Low Volatility 30 (TRI)
Minimum Investment Amount	**Market Maker:** Application for subscription of Units directly with the Fund in Creation Unit Size at NAV based prices in exchange of Portfolio Deposit and Cash Component. **Large Investors:** Minimum amount of ₹25 crores for transacting directly with the AMC. **Other investors (including Market Maker, Large Investors and Regulated Entities):** Units of the Scheme can be subscribed (in lots of 1 Unit) during the trading hours on all trading days on the NSE and BSE on which the Units are listed. On exchange in multiples of 1 units Directly with AMC (in multiples of 50,000 units)	**Market Maker:** Application for subscription of Units directly with the Fund in Creation Unit Size at NAV based prices in exchange of Portfolio Deposit and Cash Component. **Large Investors:** Minimum amount of ₹25 crores for transacting directly with the AMC. **Other investors (including Market Maker, Large Investors and Regulated Entities):** Units of the Scheme can be subscribed (in lots of 1 Unit) during the trading hours on all trading days on the NSE and BSE on which the Units are listed. On exchange In multiple of 1 units Directly with AMC In multiple of 4,00,000 units	**Market Maker:** Application for subscription of Units directly with the Fund in Creation Unit Size at NAV based prices in exchange of Portfolio Deposit and Cash Component. **Large Investors:** Minimum amount of ₹25 crores for transacting directly with the AMC. **Other investors (including Market Maker, Large Investors and Regulated Entities):** Units of the Scheme can be subscribed (in lots of 1 Unit) during the trading hours on all trading days on the NSE and BSE on which the Units are listed. On exchange in multiple of 1 unit With AMC In multiples of 30,000 units
Systematic Investment Plan (SIP)	NA	NA	NA
Load Structure	Exit Load: For investors transacting directly with the AMC: No Exit load will be levied on redemptions made by Market Makers/ Large Investors directly with the AMC. For investors transacting on the exchange: Not Applicable	Exit Load: For investors transacting directly with the AMC: No Exit load will be levied on redemptions made by Market Makers/ Large Investors directly with the AMC. For investors transacting on the exchange: Not Applicable	Exit Load: For investors transacting directly with the AMC: No Exit load will be levied on redemptions made by Market Makers/ Large Investors directly with the AMC. For investors transacting on the exchange: Not Applicable
Plans Available	The Scheme does not offer any Plans/Options for investment	The Scheme does not offer any Plans/Options for investment	The Scheme does not offer any Plans/Options for investment
Options Available	The Scheme does not offer any Plans/Options for investment	The Scheme does not offer any Plans/Options for investment	The Scheme does not offer any Plans/Options for investment
Monthly Average AUM (₹ Cr.) as on 30 April, 2025	201.4316	946.3905	40.8393
Monthly Total Expense Ratio (Including Statutory Levies) as on 30 April, 2025	0.46%	0.06%	0.34%
Product Labelling	**This product is suitable for investors who are seeking*** • Returns that are commensurate with the performance of the Nifty India Manufacturing Total Return Index, subject to tracking error over long term • Investment in equity securities coverd by Nifty India Manufacturing Total Return Index	**This product is suitable for investors who are seeking*** • Returns that are commensurate with the performance of the Nifty Midcap 150 Index, subject to tracking errors over the long-term • Investment in equity securities covered by the Nifty Midcap 150 Index	**This product is suitable for investors who are seeking*** • Returns that commensurate with the performance of Nifty 100 Low Volatility 30 Total Return Index, subject to tracking error over long term • Investment in equity securities covered by Nifty 100 Low Volatility 30 Total Return Index
	Scheme Riskometer *The risk of the scheme is Very High*	**Scheme Riskometer** *The risk of the scheme is Very High*	**Scheme Riskometer** *The risk of the scheme is Very High*
	Benchmark Riskometer 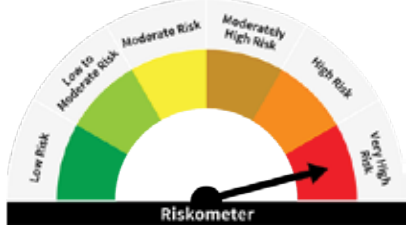 *The risk of the benchmark is Very High*	**Benchmark Riskometer** *The risk of the benchmark is Very High*	**Benchmark Riskometer** *The risk of the benchmark is Very High*

***Investors should consult their financial advisers if they are not clear about the suitability of the product.**

** For experience of Fund Managers refer page no. 99

@ Pursuant to notice cum addendum no. 14/2025, Fund Manager of the scheme has been changed with effect from March 12, 2025.
Pursuant to notice cum addendum no. 22/2025, creation unit size of Mirae Asset Nifty India Manufacturing ETF has been changed with effect from April 01, 2025.

FUND FACTS - ETF

MIRAE ASSET Mutual Fund

Key Features	Mirae Asset BSE Sensex ETF* Formerly Known as Mirae Asset S&P BSE Sensex ETF **NSE Symbol: SENSEXETF , BSE Scrip Code: 543999**	Mirae Asset Nifty 200 Alpha 30 ETF **NSE Symbol: ALPHAETF , BSE Scrip Code: 544007**	Mirae Asset Nifty Smallcap 250 Momentum Quality 100 ETF **NSE Symbol: SMALLCAP , BSE Scrip Code: 544130**
Type of Scheme	Exchange Traded Fund (ETF) - An open ended scheme replicating/tracking BSE Sensex Total Return Index	Exchange Traded Fund (ETF) - An open ended scheme replicating/tracking Nifty 200 Alpha 30 Total Return Index	Exchange Traded Fund (ETF) - An open ended scheme replicating/tracking Nifty Smallcap 250 Momentum Quality 100 Total Return Index
Investment Objective	The investment objective of the scheme is to generate returns, before expenses, that are commensurate with the performance of the BSE Sensex Total Return Index, subject to tracking error. There is no assurance or guarantee that the investment objective of the scheme would be achieved.	The investment objective of the scheme is to generate returns, before expenses, that are commensurate with the performance of the Nifty 200 Alpha 30 Total Return Index, subject to tracking error. There is no assurance or guarantee that the investment objective of the scheme would be achieved.	The investment objective of the scheme is to generate returns, before expenses, that are commensurate with the performance of the Nifty Smallcap 250 Momentum Quality 100 Total Return Index, subject to tracking error. There is no assurance or guarantee that the investment objective of the scheme would be achieved.
Fund Manager **	**Ms. Ekta Gala** (since September 29, 2023) **Mr. Ritesh Patel**[@] (since March 12, 2025)	**Ms. Ekta Gala** (since October 20, 2023) & **Mr. Akshay Udeshi**[@] (since March 12, 2025)	**Ms. Ekta Gala** (since February 23, 2024) & **Mr. Akshay Udeshi**[@] (since March 12, 2025)
Allotment Date	29th September 2023	20th October 2023	23rd February 2024
Benchmark Index	BSE Sensex (TRI)	Nifty 200 Alpha 30 (TRI)	Nifty Smallcap 250 Momentum Quality 100 (TRI)
Minimum Investment Amount	**Market Maker:** Application for subscription of Units directly with the Fund in Creation Unit Size at NAV based prices in exchange of Portfolio Deposit and Cash Component. **Large Investors:** Minimum amount of ₹25 crores for transacting directly with the AMC. **Other investors (including Market Maker, Large Investors and Regulated Entities):** Units of the Scheme can be subscribed (in lots of 1 Unit) during the trading hours on all trading days on the NSE and BSE on which the Units are listed. On exchange in multiple of 1 unit With AMC In multiples of 1,00,000 Units	**Market Maker:** Application for subscription of Units directly with the Fund in Creation Unit Size at NAV based prices in exchange of Portfolio Deposit and Cash Component. **Large Investors:** Minimum amount of ₹25 crores for transacting directly with the AMC. **Other investors (including Market Maker, Large Investors and Regulated Entities):** Units of the Scheme can be subscribed (in lots of 1 Unit) during the trading hours on all trading days on the NSE and BSE on which the Units are listed. On exchange in multiple of 1 unit With AMC In multiples of 2,00,000 Units	**Market Maker:** Application for subscription of Units directly with the Fund in Creation Unit Size at NAV based prices in exchange of Portfolio Deposit and Cash Component. **Large Investors:** Minimum amount of ₹25 crores for transacting directly with the AMC. **Other investors (including Market Maker, Large Investors and Regulated Entities):** Units of the Scheme can be subscribed (in lots of 1 Unit) during the trading hours on all trading days on the NSE and BSE on which the Units are listed. On exchange in multiple of 1 unit With AMC In multiples of 2,00,000 units.
Systematic Investment Plan (SIP)	NA	NA	NA
Load Structure	Exit Load: For investors transacting directly with the AMC: No Exit load will be levied on redemptions made by Market Makers/ Large Investors directly with the AMC. For investors transacting on the exchange: Not Applicable	Exit Load: For investors transacting directly with the AMC: No Exit load will be levied on redemptions made by Market Makers/ Large Investors directly with the AMC. For investors transacting on the exchange: Not Applicable	Exit Load: For investors transacting directly with the AMC: No Exit load will be levied on redemptions made by Market Makers/ Large Investors directly with the AMC. For investors transacting on the exchange: Not Applicable
Plans Available	The Scheme does not offer any Plans/Options for investment	The Scheme does not offer any Plans/Options for investment	The Scheme does not offer any Plans/Options for investment
Options Available	The Scheme does not offer any Plans/Options for investment	The Scheme does not offer any Plans/Options for investment	The Scheme does not offer any Plans/Options for investment
Monthly Average AUM (₹ Cr.) as on 30 April, 2025	19.8408	386.6024	563.6305
Monthly Total Expense Ratio (Including Statutory Levies) as on 30 April, 2025	0.05%	0.40%	0.39%
Product Labelling	**This product is suitable for investors who are seeking*** • Returns that commensurate with performance of BSE Sensex Total Return Index, subject to tracking error over long term • Investments in equity securities covered by BSE Sensex Total Return Index	**This product is suitable for investors who are seeking*** • Returns that commensurate with performance of Nifty 200 Alpha 30 Total Return Index, subject to tracking error over long term • Investments in equity securities covered by Nifty 200 Alpha 30 Total Return Index	**This product is suitable for investors who are seeking*** • Returns that commensurate with performance of Nifty Smallcap 250 Momentum Quality 100 Total Return Index, subject to tracking error over long term • Investments in equity securities covered by Nifty Smallcap 250 Momentum Quality 100 Total Return Index
	Scheme Riskometer *The risk of the scheme is Very High*	**Scheme Riskometer** *The risk of the scheme is Very High*	**Scheme Riskometer** *The risk of the scheme is Very High*
	Benchmark Riskometer *The risk of the benchmark is Very High*	**Benchmark Riskometer** 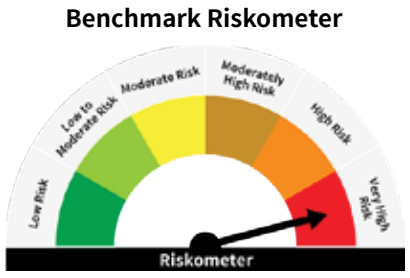 *The risk of the benchmark is Very High*	**Benchmark Riskometer** 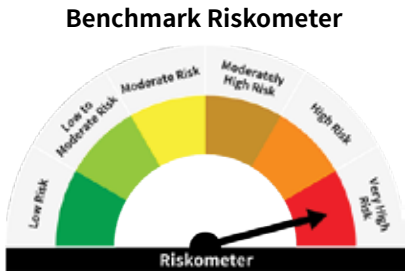 *The risk of the benchmark is Very High*

***Investors should consult their financial advisers if they are not clear about the suitability of the product.**

** For experience of Fund Managers refer page no. 99
*Pursuant to notice cum addendum no. 28/2024, the name of scheme of Mirae Asset Mutual Fund has been changed with effect from June 01, 2024.
[@] Pursuant to notice cum addendum no. 14/2025, Fund Manager of the scheme has been changed with effect from March 12, 2025.
Pursuant to notice cum addendum no. 22/2025, creation unit size of Mirae Asset Nifty 200 Alpha 30 ETF has been changed with effect from April 01, 2025.
Please visit the website for more details: https://www.miraeassetmf.co.in/downloads/statutory-disclosure/addendum

FUND FACTS - ETF

MIRAE ASSET Mutual Fund

Key Features	Mirae Asset Nifty MidSmallcap400 Momentum Quality 100 ETF NSE Symbol: MIDSMALL , BSE Scrip Code: 544180	Mirae Asset Nifty500 Multicap 50:25:25 ETF NSE Symbol: MULTICAP , BSE Scrip Code: 544241	Mirae Asset Nifty India New Age Consumption ETF$ NSE Symbol: CONSUMER , BSE Scrip Code: 544323
Type of Scheme	Exchange Traded Fund (ETF) - An open-ended scheme replicating/tracking Nifty MidSmallcap400 Momentum Quality 100 Total Return Index	Exchange Traded Fund (ETF) - An open ended scheme replicating/tracking Nifty500 Multicap 50:25:25 Total Return Index	Exchange Traded Fund (ETF) - An open-ended scheme replicating/tracking Nifty India New Age Consumption Total Return Index
Investment Objective	The investment objective of the scheme is to generate returns, before expenses, that are commensurate with the performance of the Nifty MidSmallcap400 Momentum Quality 100 Total Return Index, subject to tracking error. There is no assurance or guarantee that theinvestment objective of the scheme would be achieved.	The investment objective of the scheme is to generate returns, before expenses, that are commensurate with the performance of the Nifty500 Multicap 50:25:25 Total Return Index, subject to tracking error. The Scheme does not guarantee or assure any returns. There is no assurance that the investment objective of the scheme will be achieved.	The investment objective of the scheme is to generate returns, before expenses, that are commensurate with the performance of the Nifty India New Age Consumption Total Return Index, subject to tracking error. The Scheme does not guarantee or assure any returns. There is no assurance that the investment objective of the scheme will be achieved.
Fund Manager **	**Ms. Ekta Gala** (since May 22, 2024) & **Mr. Akshay Udeshi**@ (since March 12, 2025)	**Ms. Ekta Gala** (since August 30, 2024) & **Mr. Ritesh Patel**@ (since March 12, 2025)	**Ms. Ekta Gala** & **Mr. Akshay Udeshi** (since December 26, 2024)
Allotment Date	22nd May 2024	30th August 2024	26th December 2024
Benchmark Index	Nifty MidSmallcap400 Momentum Quality 100 (TRI)	Nifty500 Multicap 50:25:25 (TRI)	Nifty India New Age Consumption (TRI)
Minimum Investment Amount	**Market Maker:** Application for subscription of Units directly with the Fund in Creation Unit Size at NAV based prices in exchange of Portfolio Deposit and Cash Component. **Large Investors:** Minimum amount of ₹25 crores for transacting directly with the AMC. **Other investors (including Market Maker, Large Investors and Regulated Entities):** Units of the Scheme can be subscribed (in lots of 1 Unit) during the trading hours on all trading days on the NSE and BSE on which the Units are listed. On exchange in multiple of 1 unit With AMC In multiples of 2,00,000 units	**Market Maker:** Application for subscription of Units directly with the Fund in Creation Unit Size at NAV based prices in exchange of Portfolio Deposit and Cash Component. **Large Investors:** Minimum amount of ₹25 crores for transacting directly with the AMC. **Other investors (including Market Maker, Large Investors and Regulated Entities):** Units of the Scheme can be subscribed (in lots of 1 Unit) during the trading hours on all trading days on the NSE and BSE on which the Units are listed. On exchange in multiple of 1 unit With AMC In multiples of 6,00,000 Units	**Market Maker:** Application for subscription of Units directly with the Fund in Creation Unit Size at NAV based prices in exchange of Portfolio Deposit and Cash Component. **Large Investors:** Minimum amount of Rs. 25 crores for transacting directly with the AMC. **Other investors (including Market Maker, Large Investors and Regulated Entities):** Units of the Scheme can be subscribed (in lots of 1 Unit) during the trading hours on all trading days on the NSE and BSE on which the Units are listed. On exchange in multiple of 1 unit With AMC In multiples of 6,00,000 units
Systematic Investment Plan (SIP)	NA	NA	NA
Load Structure	Exit Load: For investors transacting directly with the AMC: No Exit load will be levied on redemptions made by Market Makers/ Large Investors directly with the AMC. For investors transacting on the exchange: Not Applicable	Exit Load: For investors transacting directly with the AMC: No Exit load will be levied on redemptions made by Market Makers/ Large Investors directly with the AMC. For investors transacting on the exchange: Not Applicable	Exit Load: For investors transacting directly with the AMC: No Exit load will be levied on redemptions made by Market Makers/ Large Investors directly with the AMC. For investors transacting on the exchange: Not Applicable.
Plans Available	The Scheme does not offer any Plans/Options for investment	The Scheme does not offer any Plans/Options for investment	The Scheme does not offer any Plans for investment
Options Available	The Scheme does not offer any Plans/Options for investment	The Scheme does not offer any Plans/Options for investment	The Scheme does not offer any Plans/Options for investment
Monthly Average AUM (₹ Cr.) as on 30 April, 2025	308.5678	44.6316	25.6192
Monthly Total Expense Ratio (Including Statutory Levies) as on 30 April, 2025	0.40%	0.16%	0.33%
Product Labelling	**This product is suitable for investors who are seeking*** • Returns that commensurate with performance of Nifty MidSmallcap400 Momentum Qualiy 100 Total Return Index, subject to tracking error over long term • Investments in equity securities covered by Nifty MidSmallcap400 Momentum Quality 100 Total Return Index	**This product is suitable for investors who are seeking*** • Returns that commensurate with performance of Nifty500 Multicap 50:25:25 Total Return Index, subject to tracking error over long term. • Investments in equity securities covered by Nifty500 Multicap 50:25:25 Total Return Index.	**This product is suitable for investors who are seeking*** • Returns that commensurate with the performance of Nifty India New Age Consumption Total Return Index, subject to tracking error • Investments in securities constituting by Nifty India New Age Consumption Total Return Index
	Scheme Riskometer 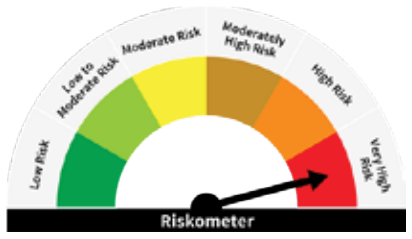 *The risk of the scheme is Very High*	**Scheme Riskometer** 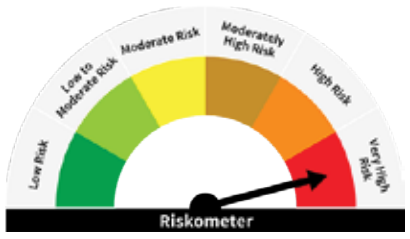 *The risk of the scheme is Very High*	**Scheme Riskometer** 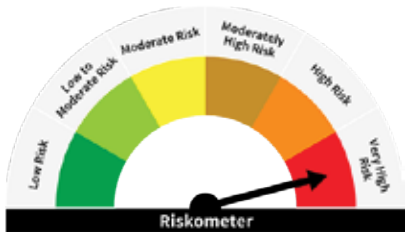 *The risk of the scheme is Very High*
	Benchmark Riskometer 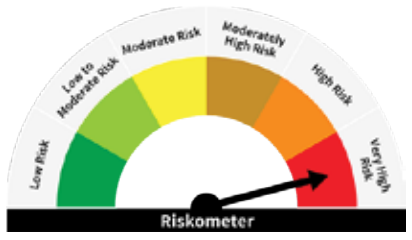 *The risk of the benchmark is Very High*	**Benchmark Riskometer** 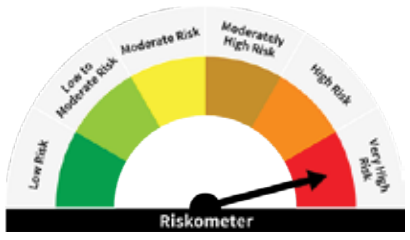 *The risk of the benchmark is Very High*	**Benchmark Riskometer** 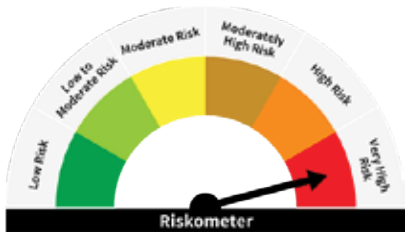 *The risk of the benchmark is Very High*

***Investors should consult their financial advisers if they are not clear about the suitability of the product.**

** For experience of Fund Managers refer page no. 99

@ Pursuant to notice cum addendum no. 14/2025, Fund Manager of the scheme has been changed with effect from March 12, 2025.

$ Pursuant to clause 13.2.2 of SEBI master circular dated June 27, 2024, the scheme is in existence for less than 6 months

FUND FACTS - ETF

MIRAE ASSET Mutual Fund

Key Features	Mirae Asset BSE 200 Equal Weight ETF$ NSE Symbol: EQUAL200 , BSE Scrip Code: 544377	Mirae Asset BSE Select IPO ETF$ NSE Symbol: SELECTIPO , BSE Scrip Code: 544376	Mirae Asset Nifty 100 ESG Sector Leaders ETF NSE Symbol: ESG , BSE Scrip Code: 543246
Type of Scheme	Exchange Traded Fund (ETF) - An open-ended scheme replicating/tracking BSE 200 Equal Weight Total Return Index	Exchange Traded Fund (ETF) - An open-ended scheme replicating/tracking BSE Select IPO Total Return Index	Exchange Traded Fund (ETF) - An open ended scheme replicating/tracking Nifty 100 ESG Sector Leaders Total Return Index
Investment Objective	The investment objective of the scheme is to generate returns, before expenses, that are commensurate with the performance of the BSE 200 Equal Weight Total Return Index, subject to tracking error. The Scheme does not guarantee or assure any returns. There is no assurance that the investment objective of the scheme will be achieved.	The investment objective of the scheme is to generate returns, before expenses, that are commensurate with the performance of the BSE Select IPO Total Return Index, subject to tracking error. The Scheme does not guarantee or assure any returns. There is no assurance that the investment objective of the scheme will be achieved.	The investment objective of the scheme is to generate returns, before expenses, that are commensurate with the performance of the Nifty 100 ESG Sector Leaders Total Return Index, subject to tracking error. The Scheme does not guarantee or assure any returns. There is no assurance that the investment objective of the scheme will be achieved.
Fund Manager **	**Ms. Ekta Gala** (since March 10, 2025) & **Mr. Akshay Udeshi** (since March 12, 2025)	**Ms. Ekta Gala** & **Mr. Akshay Udeshi** (since March 10, 2025)	**Ms. Ekta Gala** (since November 17, 2020) & **Mr. Akshay Udeshi** (since August 28, 2023)
Allotment Date	10th March 2025	10th March 2025	17th November 2020
Benchmark Index	BSE 200 Equal Weight (TRI)	BSE Select IPO (TRI)	Nifty 100 ESG Sector Leaders Index (TRI)
Minimum Investment Amount	**Market Maker:** Application for subscription of Units directly with the Fund in Creation Unit Size at NAV based prices in exchange of Portfolio Deposit and Cash Component. **Large Investors:** Minimum amount of ₹25 crores for transacting directly with the AMC. **Other investors (including Market Maker, Large Investors and Regulated Entities):** Units of the Scheme can be subscribed (in lots of 1 Unit) during the trading hours on all trading days on the NSE and BSE on which the Units are listed. On exchange (in multiple of 1 units) Directly with AMC (in multiple of 8,00,000 units)	**Market Maker:** Application for subscription of Units directly with the Fund in Creation Unit Size at NAV based prices in exchange of Portfolio Deposit and Cash Component. **Large Investors:** Minimum amount of ₹25 crores for transacting directly with the AMC. **Other investors (including Market Maker, Large Investors and Regulated Entities):** Units of the Scheme can be subscribed (in lots of 1 Unit) during the trading hours on all trading days on the NSE and BSE on which the Units are listed. On exchange (in multiple of 1 units) Directly with AMC (in multiple of 1,00,000 units)	**Market Maker:** Application for subscription of Units directly with the Fund in Creation Unit Size at NAV based prices in exchange of Portfolio Deposit and Cash Component. **Large Investors:** Minimum amount of ₹25 crores for transacting directly with the AMC. **Other investors (including Market Maker, Large Investors and Regulated Entities):** Units of the Scheme can be subscribed (in lots of 1 Unit) during the trading hours on all trading days on the NSE and BSE on which the Units are listed. On exchange (in multiple of 1 units), Directly with AMC or Market Maker (in multiple of 1,25,000 units)
Systematic Investment Plan (SIP)	NA	NA	NA
Load Structure	Exit Load: For investors transacting directly with the AMC: No Exit load will be levied on redemptions made by Market Makers/ Large Investors directly with the AMC. For investors transacting on the exchange: Not Applicable	Exit Load: For investors transacting directly with the AMC: No Exit load will be levied on redemptions made by Market Makers/ Large Investors directly with the AMC. For investors transacting on the exchange: Not Applicable	Exit Load: For investors transacting directly with the AMC: No Exit load will be levied on redemptions made by Market Makers/ Large Investors directly with the AMC. For investors transacting on the exchange: Not Applicable
Plans Available	The Scheme does not offer any Plans/Options for investment	The Scheme does not offer any Plans/Options for investment	The Scheme does not offer any Plans/Options for investment
Options Available	The Scheme does not offer any Plans/Options for investment	The Scheme does not offer any Plans/Options for investment	The Scheme does not offer any Plans/Options for investment
Monthly Average AUM (₹ Cr.) as on 30 April, 2025	14.2361	15.0323	115.9877
Monthly Total Expense Ratio (Including Statutory Levies) as on 30 April, 2025	0.34%	0.34%	0.41%
Product Labelling	**This product is suitable for investors who are seeking*** • Returns that commensurate with performance of BSE 200 Equal Weight Total Return Index, subject to tracking error over long term • Investments in equity securities covered by BSE 200 Equal Weight Total Return Index	**This product is suitable for investors who are seeking*** • Returns that are commensurate with the performance of BSE Select IPO Total Return Index, subject to tracking error • Investment in securities constituting in BSE Select IPO Total Return Index	**This product is suitable for investors who are seeking*** • Returns that are commensurate with the performance of Nifty 100 ESG Sector Leaders Total Return Index, subject to tracking error over long term • Investments in equity securities covered by Nifty 100 ESG Sector Leaders Total Return Index
	Scheme Riskometer 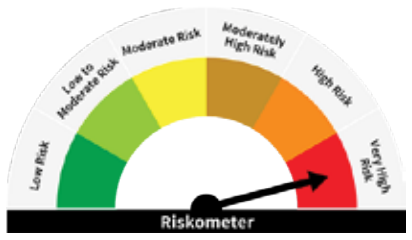 *The risk of the scheme is Very High*	**Scheme Riskometer** 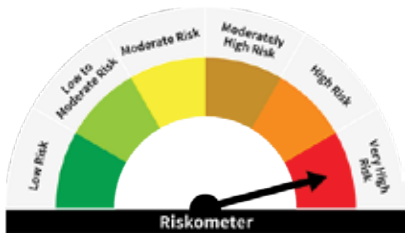 *The risk of the scheme is Very High*	**Scheme Riskometer** 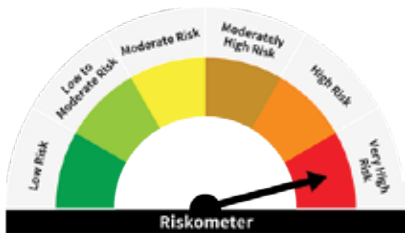 *The risk of the scheme is Very High*
	Benchmark Riskometer 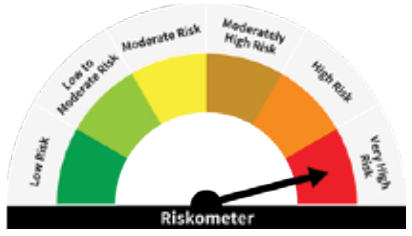 *The risk of the benchmark is Very High*	**Benchmark Riskometer** 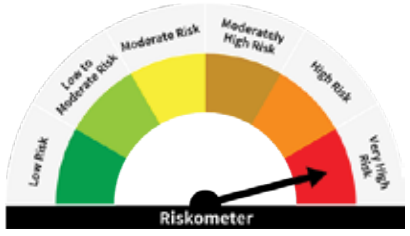 *The risk of the benchmark is Very High*	**Benchmark Riskometer** *The risk of the benchmark is Very High*

***Investors should consult their financial advisers if they are not clear about the suitability of the product.**

** For experience of Fund Managers refer page no. 99

$ Pursuant to clause 13.2.2 of SEBI master circular dated June 27, 2024, the scheme is in existence for less than 6 months

Pursuant to notice cum addendum no. 22/2025, creation unit size of Mirae Asset Nifty 100 ESG Sector Leaders ETF has been changed with effect from April 01, 2025.

FUND FACTS - ETF

MIRAE ASSET Mutual Fund

Key Features	Mirae Asset NYSE FANG + ETF NSE Symbol: MAFANG , BSE Scrip Code: 543291	Mirae Asset S&P 500 TOP 50 ETF NSE Symbol: MASPTOP50 , BSE Scrip Code: 543365	Mirae Asset Hang Seng TECH ETF NSE Symbol: MAHKTECH , BSE Scrip Code: 543414
Type of Scheme	Exchange Traded Fund (ETF) - An open ended scheme replicating/tracking NYSE FANG + Total Return Index	Exchange Traded Fund (ETF) - An open ended scheme replicating/tracking S&P 500 Top 50 Total Return Index	Exchange Traded Fund (ETF) - An open ended scheme replicating/tracking Hang Seng TECH Total Return Index (INR)
Investment Objective	The investment objective of the scheme is to generate returns, before expenses, that are commensurate with the performance of the NYSE FANG+ Total Return Index, subject to tracking error and forex movement. The Scheme does not guarantee or assure any returns. There is no assurance that the investment objective of the scheme will be achieved.	The investment objective of the scheme is to generate returns, before expenses, that are commensurate with the performance of the S&P 500 Top 50 Total Return Index, subject to tracking error and forex movement. The Scheme does not guarantee or assure any returns. There is no assurance that the investment objective of the scheme will be achieved.	The investment objective of the scheme is to generate returns, before expenses, that are commensurate with the performance of the Hang Seng TECH Total Return Index (INR), subject to tracking error and forex movement. However, the Scheme does not guarantee or assure any returns. There is no assurance that the investment objective of the scheme will be achieved.
Fund Manager **	**Mr. Siddharth Srivastava** (since May 06, 2021)	**Mr. Siddharth Srivastava** (since September 20, 2021)	**Mr. Siddharth Srivastava** (since December 06, 2021)
Allotment Date	6th May 2021	20th September 2021	6th December 2021
Benchmark Index	NYSE FANG + Index (TRI) (INR)	S&P 500 Top 50 (TRI) (INR)	Hang Seng TECH Index (TRI) (INR)
Minimum Investment Amount	**Market Maker:** Application for subscription of Units directly with the Fund in Creation Unit Size at NAV based prices in exchange of Portfolio Deposit and Cash Component. **Large Investors:** Minimum amount of ₹25 crores for transacting directly with the AMC. **Other investors (including Market Maker, Large Investors and Regulated Entities):** Units of the Scheme can be subscribed (in lots of 1 Unit) during the trading hours on all trading days on the NSE and BSE on which the Units are listed. On exchange (in multiple of 1 units), Directly with AMC or Market Maker (in multiple of 2,00,000 units)	**Market Maker:** Application for subscription of Units directly with the Fund in Creation Unit Size at NAV based prices in exchange of Portfolio Deposit and Cash Component. **Large Investors:** Minimum amount of ₹25 crores for transacting directly with the AMC. **Other investors (including Market Maker, Large Investors and Regulated Entities):** Units of the Scheme can be subscribed (in lots of 1 Unit) during the trading hours on all trading days on the NSE and BSE on which the Units are listed. On exchange in multiple of 1 unit With AMC In multiples of 5,50,000 units	**Market Maker:** Application for subscription of Units directly with the Fund in Creation Unit Size at NAV based prices in exchange of Portfolio Deposit and Cash Component. **Large Investors:** Minimum amount of ₹25 crores for transacting directly with the AMC. **Other investors (including Market Maker, Large Investors and Regulated Entities):** Units of the Scheme can be subscribed (in lots of 1 Unit) during the trading hours on all trading days on the NSE and BSE on which the Units are listed. On exchange in multiple of 1 unit With AMC In multiples of 8,00,000 units.
Systematic Investment Plan (SIP)	NA	NA	NA
Load Structure	Exit Load: For investors transacting directly with the AMC: No Exit load will be levied on redemptions made by Market Makers/ Large Investors directly with the AMC. For investors transacting on the exchange: Not Applicable	Exit Load: For investors transacting directly with the AMC: No Exit load will be levied on redemptions made by Market Makers/ Large Investors directly with the AMC. For investors transacting on the exchange: Not Applicable	Exit Load: For investors transacting directly with the AMC: No Exit load will be levied on redemptions made by Market Makers/ Large Investors directly with the AMC. For investors transacting on the exchange: Not Applicable
Plans Available	The Scheme does not offer any Plans/Options for investment Options Available	The Scheme does not offer any Plans/Options for investment	The Scheme does not offer any Plans/Options for investment
Options Available	The Scheme does not offer any Plans/Options for investment Options Available	The Scheme does not offer any Plans/Options for investment	The Scheme does not offer any Plans/Options for investment
Monthly Average AUM (₹ Cr.) as on 30 April, 2025	2,384.1456	712.1881	355.1123
Monthly Total Expense Ratio (Including Statutory Levies) as on 30 April, 2025	0.65%	0.60%	0.56%
Product Labelling	**This product is suitable for investors who are seeking*** • Returns that are commensurate with the performance of NYSE FANG + Total Return Index, subject to tracking error and foreign exchange movement • Investments in equity securities covered by NYSE FANG + Total Return Index	**This product is suitable for investors who are seeking*** • Returns that are commensurate with the performance of S&P 500 Top 50 Total Return Index, subject to tracking error and foreign exchange movement. • Investments in equity securities covered by S&P 500 Top 50 Total Return Index	**This product is suitable for investors who are seeking*** • Returns that are commensurate with the performance of Hang Seng TECH Total Return Index, subject to tracking error and foreign exchange movement • Investments in equity securities covered by Hang Seng TECH Total Return Index
	Scheme Riskometer 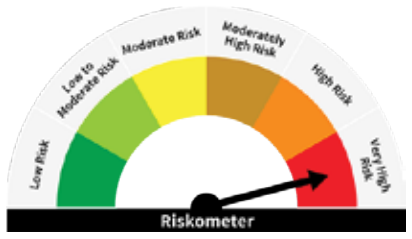 *The risk of the scheme is Very High*	**Scheme Riskometer** 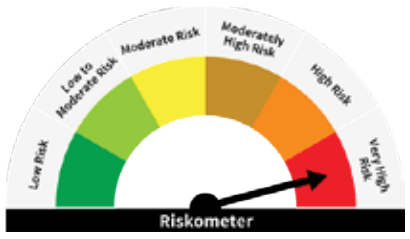 *The risk of the scheme is Very High*	**Scheme Riskometer** 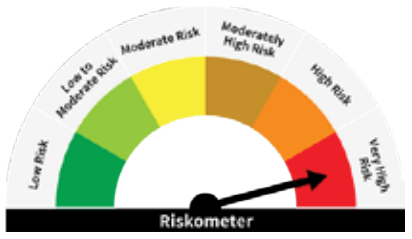 *The risk of the scheme is Very High*
	Benchmark Riskometer *The risk of the benchmark is Very High*	**Benchmark Riskometer** 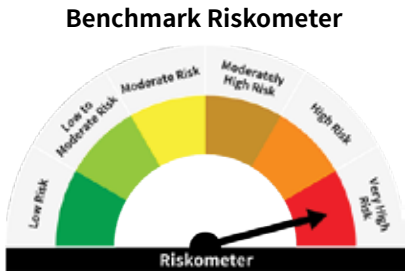 *The risk of the benchmark is Very High*	**Benchmark Riskometer** 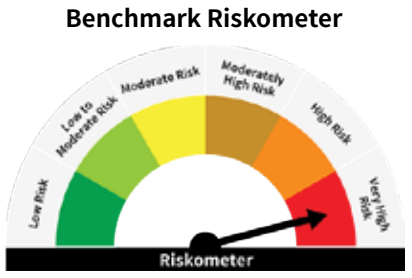 *The risk of the benchmark is Very High*

***Investors should consult their financial advisers if they are not clear about the suitability of the product.**

** For experience of Fund Managers refer page no. 99

FUND FACTS - ETF

MIRAE ASSET Mutual Fund

Key Features	Mirae Asset Nifty Bank ETF NSE Symbol: BANKETF , BSE Scrip Code: 543944	Mirae Asset Nifty IT ETF NSE Symbol: ITETF , BSE Scrip Code: 544006	Mirae Asset Nifty EV and New Age Automotive ETF NSE Symbol: EVINDIA , BSE Scrip Code: 544212
Type of Scheme	Exchange Traded Fund (ETF) - An open ended scheme replicating/tracking Nifty Bank Total Return Index	Exchange Traded Fund (ETF) - An open-ended scheme replicating/tracking Nifty IT Total Return Index	Exchange Traded Fund (ETF) - An open-ended scheme replicating/tracking Nifty EV and New Age Automotive Total Return Index
Investment Objective	The investment objective of the scheme is to generate returns, before expenses, that are commensurate with the performance of the Nifty Bank Total Return Index, subject to tracking error. There is no assurance or guarantee that the investment objective of the scheme would be achieved.	The investment objective of the scheme is to generate returns, before expenses, that are commensurate with the performance of the Nifty IT Total Return Index, subject to tracking error. There is no assurance or guarantee that the investment objective of the scheme would be achieved.	The investment objective of the scheme is to generate returns, before expenses, that are commensurate with the performance of the Nifty EV and New Age Automotive Total Return Index, subject to tracking error. The Scheme does not guarantee or assure any returns. There is no assurance or guarantee that the investment objective of the scheme would be achieved.
Fund Manager **	**Ms. Ekta Gala** (since July 20, 2023) & **Mr. Ritesh Patel**@ (since March 12, 2025)	**Ms. Ekta Gala** (since October 20, 2023) & **Mr. Ritesh Patel**@ (since March 12, 2025)	**Ms. Ekta Gala** & **Mr. Akshay Udeshi** (since July 10, 2024)
Allotment Date	20th July 2023	20th October 2023	10th July 2024
Benchmark Index	Nifty Bank Index (TRI)	Nifty IT (TRI)	Nifty EV and New Age Automotive (TRI)
Minimum Investment Amount	**Market Maker:** Application for subscription of Units directly with the Fund in Creation Unit Size at NAV based prices in exchange of Portfolio Deposit and Cash Component. **Large Investors:** Minimum amount of ₹25 crores for transacting directly with the AMC. **Other investors (including Market Maker, Large Investors and Regulated Entities):** Units of the Scheme can be subscribed (in lots of 1 Unit) during the trading hours on all trading days on the NSE and BSE on which the Units are listed. On exchange In multiple of 1 units Directly with AMC In multiple of 10,000 units	**Market Maker:** Application for subscription of Units directly with the Fund in Creation Unit Size at NAV based prices in exchange of Portfolio Deposit and Cash Component. **Large Investors:** Minimum amount of ₹25 crores for transacting directly with the AMC. **Other investors (including Market Maker, Large Investors and Regulated Entities):** Units of the Scheme can be subscribed (in lots of 1 Unit) during the trading hours on all trading days on the NSE and BSE on which the Units are listed. On exchange in multiple of 1 unit With AMC In multiples of 1,20,000 units	**Market Maker:** Application for subscription of Units directly with the Fund in Creation Unit Size at NAV based prices in exchange of Portfolio Deposit and Cash Component. **Large Investors:** Minimum amount of ₹25 crores for transacting directly with the AMC. **Other investors (including Market Maker, Large Investors and Regulated Entities):** Units of the Scheme can be subscribed (in lots of 1 Unit) during the trading hours on all trading days on the NSE and BSE on which the Units are listed. On exchange in multiple of 1 unit With AMC In multiples of 1,50,000 units
Systematic Investment Plan (SIP)	NA	NA	NA
Load Structure	Exit Load: For investors transacting directly with the AMC: No Exit load will be levied on redemptions made by Market Makers/ Large Investors directly with the AMC. For investors transacting on the exchange: Not Applicable	Exit Load: For investors transacting directly with the AMC: No Exit load will be levied on redemptions made by Market Makers/ Large Investors directly with the AMC. For investors transacting on the exchange: Not Applicable	Exit Load: For investors transacting directly with the AMC: No Exit load will be levied on redemptions made by Market Makers/ Large Investors directly with the AMC. For investors transacting on the exchange: Not Applicable
Plans Available	The Scheme does not offer any Plans/Options for investment	The Scheme does not offer any Plans/Options for investment	The Scheme does not offer any Plans/Options for investment
Options Available	The Scheme does not offer any Plans/Options for investment	The Scheme does not offer any Plans/Options for investment	The Scheme does not offer any Plans/Options for investment
Monthly Average AUM (₹ Cr.) as on 30 April, 2025	240.9771	127.4062	159.6922
Monthly Total Expense Ratio (Including Statutory Levies) as on 30 April, 2025	0.10%	0.10%	0.45%
Product Labelling	**This product is suitable for investors who are seeking*** • Returns that commensurate with performance of Nifty Bank Total Return Index, subject to tracking error over long term • Investments in equity securities covered by Nifty Bank Total Return Index	**This product is suitable for investors who are seeking*** • Returns that commensurate with performance of Nifty IT Total Return Index, subject to tracking error over long term • Investments in equity securities covered by Nifty IT Total Return Index	**This product is suitable for investors who are seeking*** • Returns that commensurate with performance of Nifty EV and New Age Automotive Total Return Index, subject to tracking error over long term • Investments in equity securities covered by Nifty EV and New Age Automotive Total Return Index
	Scheme Riskometer *The risk of the scheme is Very High*	**Scheme Riskometer** *The risk of the scheme is Very High*	**Scheme Riskometer** *The risk of the scheme is Very High*
	Benchmark Riskometer 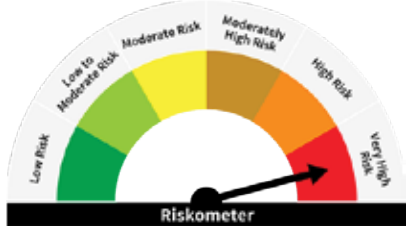 *The risk of the benchmark is Very High*	**Benchmark Riskometer** 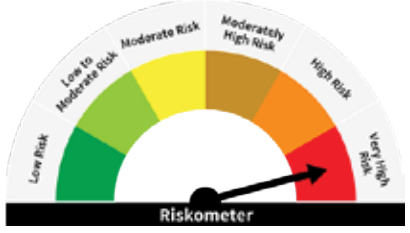 *The risk of the benchmark is Very High*	**Benchmark Riskometer** 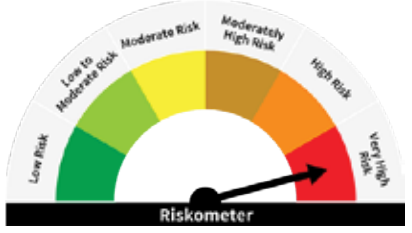 *The risk of the benchmark is Very High*

***Investors should consult their financial advisers if they are not clear about the suitability of the product.**

** For experience of Fund Managers refer page no. 99

@ Pursuant to notice cum addendum no. 14/2025, Fund Manager of the scheme has been changed with effect from March 12, 2025.

FUND FACTS - ETF

MIRAE ASSET Mutual Fund

Key Features	Mirae Asset Nifty PSU Bank ETF NSE Symbol: BANKPSU , BSE Scrip Code: 544266	Mirae Asset Nifty Metal ETF NSE Symbol: METAL , BSE Scrip Code: 544268	Mirae Asset Gold ETF NSE Symbol: GOLDETF , BSE Scrip Code: 543781
Type of Scheme	Exchange Traded Fund (ETF) - An open ended scheme replicating/tracking Nifty PSU Bank Total Return Index	Exchange Traded Fund (ETF) - An open ended scheme replicating/tracking Nifty Metal Total Return Index	Exchange Traded Fund (ETF) - An open ended scheme replicating/tracking Domestic Price of Gold
Investment Objective	The investment objective of the scheme is to generate returns, before expenses, that are commensurate with the performance of the Nifty PSU Bank Total Return Index, subject to tracking error. The Scheme does not guarantee or assure any returns. There is no assurance that the investment objective of the scheme will be achieved.	The investment objective of the scheme is to generate returns, before expenses, that are commensurate with the performance of the Nifty Metal Total Return Index, subject to tracking error. The Scheme does not guarantee or assure any returns. There is no assurance that the investment objective of the scheme will be achieved.	To generate returns that are in line with the performance of physical gold in domestic prices, subject to tracking error. The Scheme does not guarantee or assure any returns. There is no assurance that the investment objective of the scheme will be achieved.
Fund Manager **	**Ms. Ekta Gala** & **Mr. Akshay Udeshi** (since October 01, 2024)	**Ms. Ekta Gala** & **Mr. Akshay Udeshi** (since October 03, 2024)	**Mr. Ritesh Patel** (since February 20, 2023) & **Mr. Akshay Udeshi** (Co-fund manager) (since August 28, 2023)
Allotment Date	1st October 2024	3rd October 2024	20th February 2023
Benchmark Index	Nifty PSU Bank (TRI)	Nifty Metal (TRI)	Domestic Price of Physical Gold
Minimum Investment Amount	**Market Maker:** Application for subscription of Units directly with the Fund in Creation Unit Size at NAV based prices in exchange of Portfolio Deposit and Cash Component. **Large Investors:** Minimum amount of ₹25 crores for transacting directly with the AMC. **Other investors (including Market Maker, Large Investors and Regulated Entities):** Units of the Scheme can be subscribed (in lots of 1 Unit) during the trading hours on all trading days on the NSE and BSE on which the Units are listed. On exchange in multiple of 1 unit With AMC In multiples of 40,000 Units	**Market Maker:** Application for subscription of Units directly with the Fund in Creation Unit Size at NAV based prices in exchange of Portfolio Deposit and Cash Component. **Large Investors:** Minimum amount of ₹25 crores for transacting directly with the AMC. **Other investors (including Market Maker, Large Investors and Regulated Entities):** Units of the Scheme can be subscribed (in lots of 1 Unit) during the trading hours on all trading days on the NSE and BSE on which the Units are listed. On exchange in multiple of 1 unit With AMC In multiples of 3,00,000 units.	**Market Maker:** Application for subscription of Units directly with the Fund in Creation Unit Size at NAV based prices in exchange of Portfolio Deposit and Cash Component. **Large Investors:** Minimum amount of ₹25 crores for transacting directly with the AMC. **Other investors (including Market Maker, Large Investors and Regulated Entities):** Units of the Scheme can be subscribed (in lots of 1 Unit) during the trading hours on all trading days on the NSE and BSE on which the Units are listed. On exchange In multiple of 1 units Directly with AMC In multiple of 1,10,000 units
Systematic Investment Plan (SIP)	NA	NA	NA
Load Structure	Exit Load: For investors transacting directly with the AMC: No Exit load will be levied on redemptions made by Market Makers/ Large Investors directly with the AMC. For investors transacting on the exchange: Not Applicable	Exit Load: For investors transacting directly with the AMC: No Exit load will be levied on redemptions made by Market Makers/ Large Investors directly with the AMC. For investors transacting on the exchange: Not Applicable	Exit Load: For investors transacting directly with the AMC: No Exit load will be levied on redemptions made by Market Makers/ Large Investors directly with the AMC. For investors transacting on the exchange: Not Applicable
Plans Available	The Scheme does not offer any Plans/Options for investment.	The Scheme does not offer any Plans/Options for investment.	The Scheme does not offer any Plans/Options for investment
Options Available	The Scheme does not offer any Plans/Options for investment.	The Scheme does not offer any Plans/Options for investment.	The Scheme does not offer any Plans/Options for investment
Monthly Average AUM (₹ Cr.) as on 30 April, 2025	39.1817	36.9160	760.5519
Monthly Total Expense Ratio (Including Statutory Levies) as on 30 April, 2025	0.18%	0.27%	0.32%
Product Labelling	**This product is suitable for investors who are seeking*** • Returns that commensurate with the performance of Nifty PSU Bank Total Return Index, subject to tracking error over long term • Investments in equity securities covered by Nifty PSU Bank Total Return Index	**This product is suitable for investors who are seeking*** • Returns that commensurate with the performance of Nifty Metal Total Return Index, subject to tracking error over long term • Investments in equity securities covered by Nifty Metal Total Return Index	**This product is suitable for investors who are seeking*** • Returns in-line with physical gold over medium to long-term, subject to tracking errors • Investments in physical gold of 99.5% purity (fineness)
	Scheme Riskometer 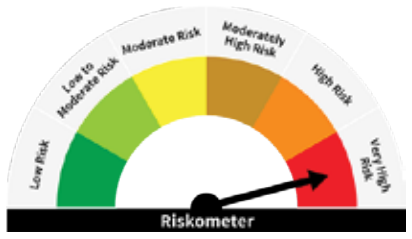 *The risk of the scheme is Very High*	**Scheme Riskometer** 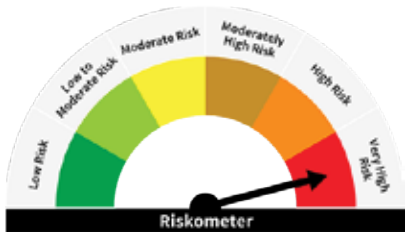 *The risk of the scheme is Very High*	**Scheme Riskometer** *The risk of the scheme is High*
	Benchmark Riskometer 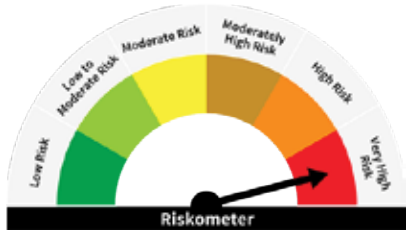 *The risk of the benchmark is Very High*	**Benchmark Riskometer** 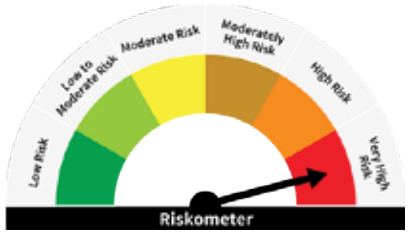 *The risk of the benchmark is Very High*	**Benchmark Riskometer** 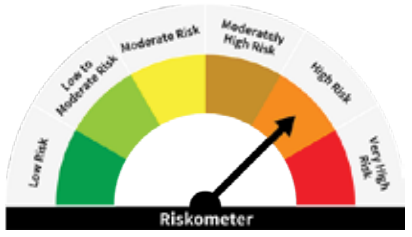 *The risk of the benchmark is High*

***Investors should consult their financial advisers if they are not clear about the suitability of the product.**

** For experience of Fund Managers refer page no. 99

FUND FACTS - ETF

MIRAE ASSET Mutual Fund

Key Features	Mirae Asset Silver ETF NSE Symbol: SILVRETF , BSE Scrip Code: 543922	Mirae Asset Nifty 8-13 yr G-Sec ETF NSE Symbol: GSEC10YEAR , BSE Scrip Code: 543875	Mirae Asset Nifty 1D Rate Liquid ETF - IDCW* Formerly Known as Mirae Asset Nifty 1D Rate Liquid ETF NSE Symbol: LIQUID , BSE Scrip Code: 543946
Type of Scheme	Exchange Traded Fund (ETF) - An open ended scheme replicating/tracking Domestic Price of Silver	Exchange Traded Fund (ETF) - An open ended Index Exchange Traded Fund tracking Nifty 8-13 yr G-Sec Index. Relatively High interest rate risk and Relatively Low Credit Risk	Exchange Traded Fund (ETF) - An open ended listed liquid scheme in the form of an Exchange Traded Fund tracking Nifty 1D Rate Index, with daily Income Distribution cum capital withdrawal (IDCW) and compulsory Reinvestment of IDCW option. A relatively low interest rate risk and relatively low credit risk
Investment Objective	To generate returns that are in line with the performance of physical silver in domestic prices, subject to tracking error. The Scheme does not guarantee or assure any returns. There is no assurance that the investment objective of the scheme will be achieved.	The investment objective of the Scheme is to provide returns before expenses that correspond to the returns of Nifty 8-13 yr G-Sec Index, subject to tracking errors. There is no assurance that the investment objective of the scheme will be achieved.	The investment objective is to seek to provide current income, commensurate with low risk while providing a high level of liquidity through a portfolio of Tri-Party Repo on Government Securities or T-bills / Repo & Reverse Repo. The Scheme endeavors to provide returns that before expenses, closely correspond to the returns of Nifty 1D Rate Index subject to tracking errors. There is no assurance that the investment objective of the scheme will be achieved.
Fund Manager **	**Mr. Ritesh Patel** (since June 09, 2023) & **Mr. Akshay Udeshi** (Co-fund manager) (since August 28, 2023)	**Mr. Amit Modani** (since March 31, 2023)	**Mr. Amit Modani** (since July 27, 2023)
Allotment Date	9th June 2023	31st March 2023	27th July 2023
Benchmark Index	Domestic Price of Physical Silver	Nifty 8-13 yr G-Sec Index	Nifty 1D Rate Index
Minimum Investment Amount	**Market Maker:** Application for subscription of Units directly with the Fund in Creation Unit Size at NAV based prices in exchange of Portfolio Deposit and Cash Component. **Large Investors:** Minimum amount of ₹25 crores for transacting directly with the AMC. **Other investors (including Market Maker, Large Investors and Regulated Entities):** Units of the Scheme can be subscribed (in lots of 1 Unit) during the trading hours on all trading days on the NSE and BSE on which the Units are listed. On exchange in multiple of 1 unit With AMC In multiples of 30,000 units	**Market Maker:** Application for subscription of Units directly with the Fund in Creation Unit Size at NAV based prices in exchange of Portfolio Deposit and Cash Component. **Large Investors:** Minimum amount of ₹25 crores for transacting directly with the AMC. **Other investors (including Market Maker, Large Investors and Regulated Entities):** Units of the Scheme can be subscribed (in lots of 1 Unit) during the trading hours on all trading days on the NSE and BSE on which the Units are listed. On exchange in multiple of 1 unit With AMC In multiples of 2,50,000 units	**Market Maker:** Application for subscription of Units directly with the Fund in Creation Unit Size at NAV based prices in exchange of Portfolio Deposit and Cash Component. **Large Investors:** Minimum amount of ₹25 crores for transacting directly with the AMC. **Other investors (including Market Maker, Large Investors and Regulated Entities):** Units of the Scheme can be subscribed (in lots of 1 Unit) during the trading hours on all trading days on the NSE and BSE on which the Units are listed. On exchange in multiple of 1 unit With AMC In multiples of 2,500 units
Systematic Investment Plan (SIP)	NA	NA	NA
Load Structure	Exit Load: For investors transacting directly with the AMC: No Exit load will be levied on redemptions made by Market Makers/ Large Investors directly with the AMC. For investors transacting on the exchange: Not Applicable	Exit Load: For investors transacting directly with the AMC: No Exit load will be levied on redemptions made by Market Makers/ Large Investors directly with the AMC. For investors transacting on the exchange: Not Applicable	Exit Load: For investors transacting directly with the AMC: No Exit load will be levied on redemptions made by Market Makers/ Large Investors directly with the AMC. For investors transacting on the exchange: Not Applicable
Plans Available	The Scheme does not offer any Plans/Options for investment	The Scheme does not offer any Plans/Options for investment	The Scheme does not offer any Plans/Options for investment
Options Available	The Scheme does not offer any Plans/Options for investment	The Scheme does not offer any Plans/Options for investment	The Scheme does not offer any Plans/Options for investment
Monthly Average AUM (₹ Cr.) as on 30 April, 2025	87.4637	90.5342	618.7185
Monthly Total Expense Ratio (Including Statutory Levies) as on 30 April, 2025	0.35%	0.10%	0.28%
Product Labelling	**This product is suitable for investors who are seeking*** • Investors seeking returns that are in line with the performance of silver over the long term, subject to tracking errors • Investments in physical silver of 99.9% purity (fineness)	**This product is suitable for investors who are seeking*** • Income over long term • Investment in securities in line with Nifty 8-13 yr G-Sec Index to generate comparable returns subject to tracking errors	**This product is suitable for investors who are seeking*** • A liquid exchange traded fund that aims to provide returns commensurate with low risk and providing a high level of liquidity • Short term savings solution
	Scheme Riskometer *The risk of the scheme is Very High*	**Scheme Riskometer** *The risk of the scheme is Moderate*	**Scheme Riskometer** 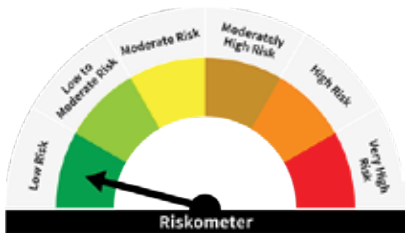 *The risk of the scheme is Low*
	Benchmark Riskometer *The risk of the benchmark is Very High*	**Benchmark Riskometer** *The risk of the benchmark is Moderate*	**Benchmark Riskometer** 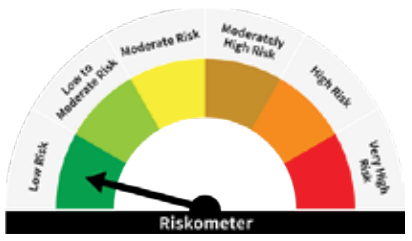 *The risk of the benchmark is Low*
		Potential Risk Class Matrix (PRC) Credit Risk → / Interest Rate Risk ↓: Relatively Low (Class A); Moderate (Class B); Relatively High (Class C) Relatively Low (Class I):	Potential Risk Class Matrix (PRC) Credit Risk → / Interest Rate Risk ↓: Relatively Low (Class A); Moderate (Class B); Relatively High (Class C) Relatively Low (Class I): A-I
		Moderate (Class II):	Moderate (Class II):
		Relatively High (Class III): A-III	Relatively High (Class III):

***Investors should consult their financial advisers if they are not clear about the suitability of the product.**

** For experience of Fund Managers refer page no. 99
*Pursuant to notice cum addendum no. 54/2024, the name of scheme of Mirae Asset Mutual Fund has been changed with effect from October 23, 2024.
Please visit the website for more details: https://www.miraeassetmf.co.in/downloads/statutory-disclosure/addendum

FUND FACTS - ETF

MIRAE ASSET Mutual Fund

Key Features	**Mirae Asset Nifty 1D Rate Liquid ETF - Growth$** **NSE Symbol: LIQUIDPLUS , BSE Scrip Code: 544284**
Type of Scheme	Exchange Traded Fund (ETF) - An open-ended listed liquid scheme in the form of an Exchange Traded Fund tracking Nifty 1D Rate Index, with growth option. A relatively low interest rate risk and relatively low credit risk
Investment Objective	The investment objective is to seek to provide current income, commensurate with low risk while providing a high level of liquidity through a portfolio of Tri-Party Repo on Government Securities or T-bills / Repo & Reverse Repo. The Scheme endeavors to provide returns that before expenses, closely correspond to the returns of Nifty 1D Rate Index subject to tracking errors. However, the Scheme does not assure or guarantee any returns. There is no assurance that the investment objective of the Scheme will be achieved.
Fund Manager **	**Mr. Amit Modani** (since November 7, 2024)
Allotment Date	7th November 2024
Benchmark Index	Nifty 1D Rate Index
Minimum Investment Amount	**Market Maker:** Application for subscription of Units directly with the Fund in Creation Unit Size at NAV based prices in exchange of Portfolio Deposit and Cash Component. **Large Investors:** Minimum amount of ₹25 crores for transacting directly with the AMC. **Other investors (including Market Maker, Large Investors and Regulated Entities):** Units of the Scheme can be subscribed (in lots of 1 Unit) during the trading hours on all trading days on the NSE and BSE on which the Units are listed. On exchange in multiple of 1 unit With AMC In multiples of 2,500 units.
Systematic Investment Plan (SIP)	NA
Load Structure	Exit Load: For investors transacting directly with the AMC: No Exit load will be levied on redemptions made by Market Makers/ Large Investors directly with the AMC. For investors transacting on the exchange: Not Applicable
Plans Available	The Scheme does not offer any Plans for investment
Options Available	The Scheme does not offer any Plans/Options for investment
Monthly Average AUM (₹ Cr.) as on 30 April, 2025	358.5868
Monthly Total Expense Ratio (Including Statutory Levies) as on 30 April, 2025	0.16%
Product Labelling	**This product is suitable for investors who are seeking*** • A liquid exchange traded fund that aims to provide returns commensurate with low risk and providing high level of liquidity • Short-term saving solution
	Scheme Riskometer *The risk of the scheme is Low*
	Benchmark Riskometer 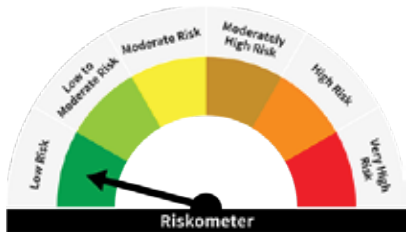 *The risk of the benchmark is Low*
	Potential Risk Class Matrix (PRC) Credit Risk → / Interest Rate Risk ↓ | Relatively Low (Class A) | Moderate (Class B) | Relatively High (Class C) Relatively Low (Class I) | A-I | | Moderate (Class II) | | | Relatively High (Class III) | | |

***Investors should consult their financial advisers if they are not clear about the suitability of the product.**

** For experience of Fund Managers refer page no. 99

$ Pursuant to clause 13.2.2 of SEBI master circular dated June 27, 2024, the scheme is in existence for less than 6 months

FUND FACTS - FOF

MIRAE ASSET Mutual Fund

Key Features	Mirae Asset Diversified Equity Allocator Passive FOF* Formerly Known as Mirae Asset Equity Allocator Fund of Fund	Mirae Asset Nifty 100 ESG Sector Leaders Fund of Fund	Mirae Asset NYSE FANG + ETF Fund of Fund
Type of Scheme	Fund of Fund - An open ended fund of fund scheme predominantly investing in units of domestic equity ETFs	Fund of Fund - An open ended fund of fund scheme predominantly investing in Mirae Asset Nifty 100 ESG Sector Leaders ETF	Fund of Fund - An open ended fund of fund scheme predominantly investing in Mirae Asset NYSE FANG + ETF
Investment Objective	The investment objective of the scheme is to provide long-term capital appreciation from a portfolio investing predominantly in units of domestic equity ETFs. There is no assurance that the investment objective of the Scheme will be realized.	The investment objective of the scheme is to provide long-term capital appreciation from a portflio investing predominantly in units of Mirae Asset Nifty 100 ESG Sector Leaders ETF. There is no assurance that the investment objective of the Scheme will be realized.	The investment objective of the scheme is to generate returns, before expenses, that are commensurate with the performance of the NYSE FANG+ Total Return Index, subject to tracking error and forex movement. The Scheme does not guarantee or assure any returns. There is no assurance or guarantee that the investment objective of the scheme would be achieved.
Fund Manager **	**Ms. Bharti Sawant** (since inception)	**Ms. Ekta Gala** (since November 18, 2020) & **Mr. Akshay Udeshi** (since August 28, 2023)	**Ms. Ekta Gala** (since May 10, 2021) & **Mr. Akshay Udeshi**@ (since March 12, 2025)
Allotment Date	21st September 2020	18th November 2020	10th May 2021
Benchmark Index	Nifty 200 Index (TRI)	Nifty 100 ESG Sector Leaders Index (TRI)	NYSE FANG + Index (TRI) (INR)
Minimum Investment Amount	₹5,000/- and in multiples of ₹1/- thereafter. Minimum Additional Application Amount: ₹1,000/- per application and in multiples of ₹1/- thereafter	₹5,000/- and in multiples of ₹1/- thereafter. Minimum Additional Application Amount: ₹1,000/- per application and in multiples of ₹1/- thereafter	₹5,000/- and in multiples of ₹1/- thereafter. Minimum Additional Application Amount: ₹1,000/- per application and in multiples of ₹1/- thereafter
Systematic Investment Plan (SIP)	Monthly and Quarterly: Minimum of ₹99/- (multiples of ₹1/- thereafter), minimum 5 in case of Monthly / Quarterly option.	Monthly and Quarterly: Minimum of ₹99/- (multiples of ₹1/- thereafter), minimum 5 in case of Monthly / Quarterly option.	Monthly and Quarterly: Minimum of ₹99/- (multiples of ₹1/- thereafter), minimum 5 in case of Monthly / Quarterly option.
Load Structure	Exit Load: if redeemed or switched out within 5 calendar days from the date of allotment: 0.05% if redeemed or switched out after 5 days from date of allotment: Nil	Exit Load: if redeemed or switched out within 15 days from the date of allotment: 0.05% if redeemed or switched out after 15 days from date of allotment: Nil.	Exit Load: If redeemed within 3 months from the date of allotment: 0.50% If redeemed after 3 months from the date of allotment: NIL
Plans Available	Regular Plan and Direct Plan	Regular Plan and Direct Plan	Regular Plan and Direct Plan
Options Available	Growth Option and IDCW Option (Payout & Re-investment)	Growth Option and IDCW Option (Payout & Re-investment)	Growth Option
Monthly Average AUM (₹ Cr.) as on 30 April, 2025	865.194	95.520	1,627.121
Monthly Total Expense Ratio (Including Statutory Levies) as on 30 April, 2025	Regular Plan: 0.11% Direct Plan: 0.05%	Regular Plan: 0.43% Direct Plan: 0.05%	Regular Plan: 0.45% Direct Plan: 0.07%
Product Labelling	**This product is suitable for investors who are seeking*** • To generate long term capital appreciation/income • Investments predominantly in units of equity Exchange Traded Funds	**This product is suitable for investors who are seeking*** • To generate long term capital appreciation/income • Investments predominantly in units of Mirae Asset Nifty 100 ESG Sector Leaders ETF	**This product is suitable for investors who are seeking*** • To generate long term capital appreciation/income • Investments predominantly in units of Mirae Asset NYSE FANG + ETF
	Scheme Riskometer *The risk of the scheme is Very High*	**Scheme Riskometer** *The risk of the scheme is Very High*	**Scheme Riskometer** *The risk of the scheme is Very High*
	Benchmark Riskometer 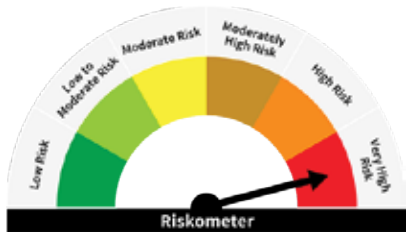 *The risk of the benchmark is Very High*	**Benchmark Riskometer** 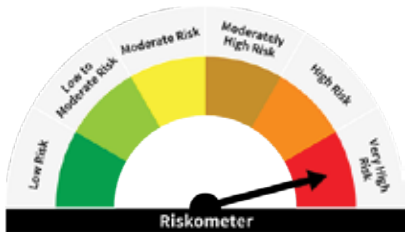 *The risk of the benchmark is Very High*	**Benchmark Riskometer** 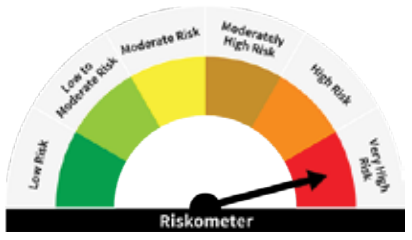 *The risk of the benchmark is Very High*

***Investors should consult their financial advisers if they are not clear about the suitability of the product.**

** For experience of Fund Managers refer page no. 99
Investors may note that they have to bear the cost of the underlying scheme in addition to the TER of the scheme for Fund of Fund Scheme.
@ Pursuant to notice cum addendum no. 14/2025, Fund Manager of the scheme has been changed with effect from March 12, 2025.
* Pursuant to notice cum addendum no. 29/2025, the name of scheme of Mirae Asset Mutual Fund has been changed with effect from May 06, 2025.

FUND FACTS - FOF

MIRAE ASSET Mutual Fund

Key Features	Mirae Asset S&P 500 TOP 50 ETF Fund of Fund	Mirae Asset Hang Seng TECH ETF Fund of Fund	Mirae Asset Nifty India Manufacturing ETF Fund of Fund
Type of Scheme	Fund of Fund - An open ended fund of fund scheme predominantly investing in units of Mirae Asset S&P 500 Top 50 ETF	Fund of Fund - An open ended fund of fund scheme predominantly investing in Mirae Asset Hang Seng TECH ETF	Fund of Fund - An open ended fund of fund scheme predominantly investing in units of Mirae Asset Nifty India Manufacturing ETF
Investment Objective	The investment objective of the scheme is to provide long-term capital appreciation from a portfolio investing predominantly in units of Mirae Asset S&P 500 Top 50 ETF. There is no assurance that the investment objective of the Scheme will be realized.	The investment objective of the scheme is to provide long-term capital appreciation from a portfolio investing predominantly in units of Mirae Asset Hang Seng TECH ETF. There is no assurance that the investment objective of the Scheme will be achieved.	The investment objective of the scheme is to provide long-term capital appreciation from a portfolio investing predominantly in units of Mirae Asset Nifty India Manufacturing ETF. There is no assurance that the investment objective of the Scheme will be realized.
Fund Manager **	**Ms. Ekta Gala** (since September 22, 2021) & **Mr. Akshay Udeshi**@ (since March 12, 2025)	**Ms. Ekta Gala** (since December 08, 2021) & **Mr. Akshay Udeshi**@ (since March 12, 2025)	**Ms. Ekta Gala** (since January 31, 2022) & **Mr. Akshay Udeshi**@ (since March 12, 2025)
Allotment Date	22nd September 2021	8th December 2021	31st January 2022
Benchmark Index	S&P 500 Top 50 Index (TRI) (INR)	Hang Seng TECH (TRI) (INR)	Nifty India Manufacturing Index (TRI)
Minimum Investment Amount	₹5,000/- and in multiples of ₹1/- thereafter. Minimum Additional Application Amount: ₹1,000/- per application and in multiples of ₹1/- thereafter	₹5,000/- and in multiples of ₹1/- thereafter. Minimum Additional Application Amount: ₹1,000/- per application and in multiples of ₹1/- thereafter	₹5,000/- and in multiples of ₹1/- thereafter. Minimum Additional Application Amount: ₹1,000/- per application and in multiples of ₹1/- thereafter
Systematic Investment Plan (SIP)	Monthly and Quarterly: Minimum of ₹99/- (multiples of ₹1/- thereafter), minimum 5 in case of Monthly / Quarterly option.	Monthly and Quarterly: Minimum of ₹99/- (multiples of ₹1/- thereafter), minimum 5 in case of Monthly / Quarterly option.	Monthly and Quarterly: Minimum of ₹99/- (multiples of ₹1/- thereafter), minimum 5 in case of Monthly / Quarterly option.
Load Structure	Exit Load: If redeemed within 3 months from the date of allotment: 0.50% If redeemed after 3 months from the date of allotment: NIL	Exit Load: If redeemed within 3 months from the date of allotment: 0.50% If redeemed after 3 months from the date of allotment: NIL.	Exit Load: if redeemed or switched out within 15 days from the date of allotment: 0.05% if redeemed or switched out after 15 days from date of allotment: Nil.
Plans Available	Regular Plan and Direct Plan	Regular Plan and Direct Plan	Regular Plan and Direct Plan
Options Available	Growth Option	Growth Option	Growth Option and IDCW Option (Payout & Re-investment)
Monthly Average AUM (₹ Cr.) as on 30 April, 2025	547.688	84.746	103.098
Monthly Total Expense Ratio (Including Statutory Levies) as on 30 April, 2025	Regular Plan: 0.49% Direct Plan: 0.09%	Regular Plan: 0.53% Direct Plan: 0.10%	Regular Plan: 0.45% Direct Plan: 0.05%
Product Labelling	**This product is suitable for investors who are seeking*** • To generate long term capital appreciation/income • Investments predominantly in units of Mirae Asset S&P 500 Top 50 ETF	**This product is suitable for investors who are seeking*** • To generate long-term capital appreciation/income • Investments predominantly in units of Mirae Asset Hang Seng TECH ETF	**This product is suitable for investors who are seeking*** • To generate long-term capital appreciation/ income • Investments predominantly in units of Mirae Asset Nifty India Manufacturing ETF
	Scheme Riskometer 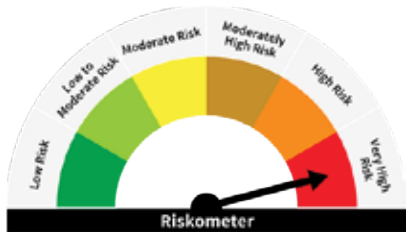 *The risk of the scheme is Very High*	**Scheme Riskometer** 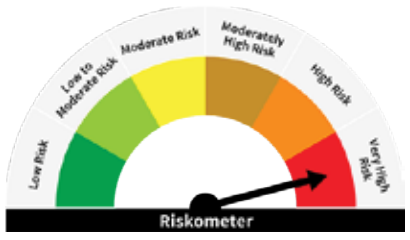 *The risk of the scheme is Very High*	**Scheme Riskometer** 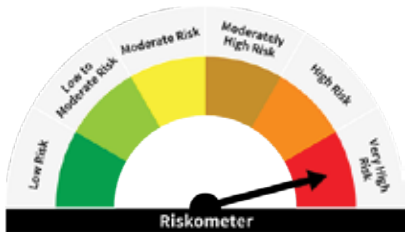 *The risk of the scheme is Very High*
	Benchmark Riskometer 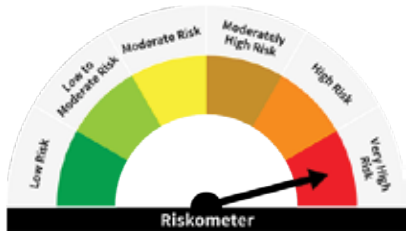 *The risk of the benchmark is Very High*	**Benchmark Riskometer** 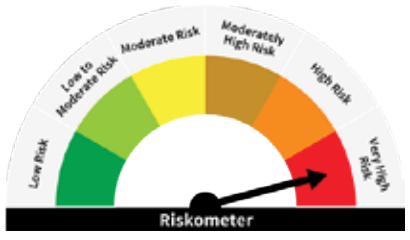 *The risk of the benchmark is Very High*	**Benchmark Riskometer** *The risk of the benchmark is Very High*

***Investors should consult their financial advisers if they are not clear about the suitability of the product.**

** For experience of Fund Managers refer page no. 99
Investors may note that they have to bear the cost of the underlying scheme in addition to the TER of the scheme for Fund of Fund Scheme.
@ Pursuant to notice cum addendum no. 14/2025, Fund Manager of the scheme has been changed with effect from March 12, 2025.

FUND FACTS - FOF

MIRAE ASSET Mutual Fund

Key Features	Mirae Asset Global X Artificial Intelligence & Technology ETF Fund of Fund	Mirae Asset Global Electric & Autonomous Vehicles Equity Passive FOF* Formerly Known as Mirae Asset Global Electric & Autonomous Vehicles ETFs Fund of Fund	Mirae Asset Nifty Smallcap 250 Momentum Quality 100 ETF Fund Of Fund
Type of Scheme	Fund of Fund - An open ended fund of fund scheme investing in units of Global X Artificial Intelligence & Technology ETF	Fund of Fund - An open-ended fund of fund scheme investing in overseas equity Exchange Traded Funds which are based on companies involved in development of Electric & Autonomous Vehicles and related technology, components and materials	Fund of Fund - An open ended fund of fund scheme investing in units of Mirae Asset Nifty Smallcap 250 Momentum Quality 100 ETF
Investment Objective	The investment objective of the scheme is to provide long-term capital appreciation from a portfolio investing in units of Global X Artificial Intelligence & Technology ETF. There is no assurance that the investment objective of the Scheme will be realized and the Scheme does not assure or guarantee any returns.	The investment objective of the scheme is to provide long-term capital appreciation from a portfolio investing in units of overseas equity ETFs which are based on companies involved in development of Electric & Autonomous Vehicles and related technology, components and materials. There is no assurance that the investment objective of the Scheme would be achieved.	The investment objective of the scheme is to provide long-term capital appreciation from a portfolio investing in units of Mirae Asset Nifty Smallcap 250 Momentum Quality 100 ETF. There is no assurance that the investment objective of the Scheme will be realized.
Fund Manager **	**Mr. Siddharth Srivastava** (since September 07, 2022)	**Mr. Siddharth Srivastava** (since September 07, 2022)	**Ms. Ekta Gala** (since March 01, 2024) & **Mr. Akshay Udeshi@** (since March 12, 2025)
Allotment Date	7th September 2022	7th September 2022	1st March 2024
Benchmark Index	Indxx Artificial Intelligence & Big Data Index (TRI) (INR)	Solactive Autonomous & Electric Vehicles Index (TRI) (INR)	Nifty Smallcap 250 Momentum Quality 100 (TRI)
Minimum Investment Amount	₹5,000/- and in multiples of ₹1/- thereafter. Minimum Additional Application Amount: ₹1,000/- per application and in multiples of ₹1/- thereafter	₹5,000/- and in multiples of ₹1/- thereafter. Minimum Additional Application Amount: ₹1,000/- per application and in multiples of ₹1/- thereafter	₹5,000/- and in multiples of ₹1/- thereafter. Minimum Additional Application Amount: ₹1,000/- per application and in multiples of ₹1/- thereafter
Systematic Investment Plan (SIP)	Monthly and Quarterly: Minimum of ₹99/- (multiples of ₹1/- thereafter), minimum 5 in case of Monthly / Quarterly option.	Monthly and Quarterly: Minimum of ₹99/- (multiples of ₹1/- thereafter), minimum 5 in case of Monthly / Quarterly option.	Monthly and Quarterly: Minimum of ₹99/- (multiples of ₹1/- thereafter), minimum 5 in case of Monthly / Quarterly option.
Load Structure	Exit Load: If redeemed within 1 year (365 days) from the date of allotment: 1% If redeemed after 1 year (365 days) from the date of allotment: NIL.	Exit Load: If redeemed within 1 year (365 days) from the date of allotment: 1% If redeemed after 1 year (365 days) from the date of allotment: NIL.	Exit Load: if redeemed or switched out within 15 days from the date of allotment: 0.05% if redeemed or switched out after 15 days from date of allotment: Nil.
Plans Available	Regular Plan and Direct Plan	Regular Plan and Direct Plan	Regular Plan and Direct Plan
Options Available	Growth Option	Growth Option	Growth Option and IDCW Option (Payout & Re-investment)
Monthly Average AUM (₹ Cr.) as on 30 April, 2025	274.944	44.672	180.080
Monthly Total Expense Ratio (Including Statutory Levies) as on 30 April, 2025	Regular Plan: 0.40% Direct Plan: 0.26%	Regular Plan: 0.51% Direct Plan: 0.23%	Regular Plan: 0.70% Direct Plan: 0.20%
Product Labelling	**This product is suitable for investors who are seeking*** • To generate long-term capital appreciation/income • Investments in Global X Artificial Intelligence & Technology ETF	**This product is suitable for investors who are seeking*** • To generate long-term capital appreciation/income • Investments in units of equity ETFs which are based on companies involved in development of Electric & Autonomous Vehicles and related technology, components and materials	**This product is suitable for investors who are seeking*** • Investments predominantly in units of Mirae Asset Nifty Smallcap 250 Momentum Quality 100 ETF • To generate long-term capital appreciation/income
	Scheme Riskometer *The risk of the scheme is Very High*	**Scheme Riskometer** *The risk of the scheme is Very High*	**Scheme Riskometer** *The risk of the scheme is Very High*
	Benchmark Riskometer 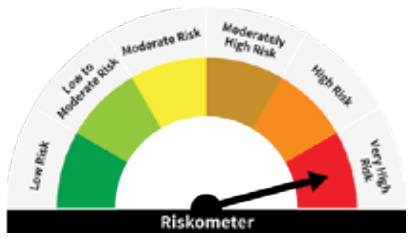 *The risk of the benchmark is Very High*	**Benchmark Riskometer** *The risk of the benchmark is Very High*	**Benchmark Riskometer** 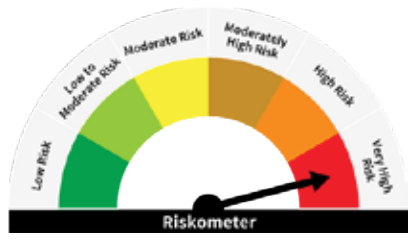 *The risk of the benchmark is Very High*

***Investors should consult their financial advisers if they are not clear about the suitability of the product.**

** For experience of Fund Managers refer page no. 99
Investors may note that they have to bear the cost of the underlying scheme in addition to the TER of the scheme for Fund of Fund Scheme.

@ Pursuant to notice cum addendum no. 14/2025, Fund Manager of the scheme has been changed with effect from March 12, 2025.
* Pursuant to notice cum addendum no. 29/2025, the name of scheme of Mirae Asset Mutual Fund has been changed with effect from May 06, 2025.

FUND FACTS - FOF

MIRAE ASSET Mutual Fund

Key Features	Mirae Asset Nifty MidSmallcap400 Momentum Quality 100 ETF Fund of Fund	Mirae Asset Nifty 200 Alpha 30 ETF Fund of Fund	Mirae Asset Gold ETF Fund of Fund
Type of Scheme	Fund of Fund - An open ended fund of fund scheme investing in units of Mirae Asset Nifty MidSmallcap400 Momentum Quality 100 ETF	Fund of Fund - An open-ended fund of fund scheme investing in units of Mirae Asset Nifty200 Alpha 30 ETF	Fund of Fund - An open ended fund of fund scheme investing in units of Mirae Asset Gold ETF
Investment Objective	The investment objective of the scheme is to provide long-term capital appreciation from a portfolio investing in units of Mirae Asset Nifty MidSmallcap400 Momentum Quality 100 ETF. There is no assurance that the investment objective of the Scheme will be achieved.	The investment objective of the scheme is to provide long-term capital appreciation from a portfolio investing in units of Mirae Asset Nifty200 Alpha 30 ETF. There is no assurance that the investment objective of the Scheme will be achieved.	To generate returns that are in line with the performance of physical gold in domestic prices, subject to tracking error. The Scheme does not guarantee or assure any returns. There is no assurance that the investment objective of the Scheme will be achieved.
Fund Manager **	**Ms. Ekta Gala** (since May 30, 2024) & **Mr. Akshay Udeshi**@ (since March 12, 2025)	**Ms. Ekta Gala** (since July 26, 2024) & **Mr. Akshay Udeshi**@ (since March 12, 2025)	**Mr. Ritesh Patel** & **Mr. Akshay Udeshi** (Co- Fund Manager) (since October 25, 2024)
Allotment Date	30th May 2024	26th July 2024	25th October 2024
Benchmark Index	Nifty MidSmallcap400 Momentum Quality 100 (TRI)	Nifty 200 Alpha 30 (TRI)	Domestic Price of physical gold
Minimum Investment Amount	₹5,000/- and in multiples of ₹1/- thereafter. Minimum Additional Application Amount: ₹1,000/- per application and in multiples of ₹1/- thereafter	₹5,000/- and in multiples of ₹1/- thereafter. Minimum Additional Application Amount: ₹1,000/- per application and in multiples of ₹1/- thereafter	₹5,000/- and in multiples of ₹1/- thereafter. Minimum Additional Application Amount: ₹1,000/- per application and in multiples of ₹1/- thereafter
Systematic Investment Plan (SIP)	Monthly and Quarterly: Minimum of ₹99/- (multiples of ₹1/- thereafter), minimum 5 in case of Monthly / Quarterly option.	Monthly and Quarterly: Minimum of ₹99/- (multiples of ₹1/- thereafter), minimum 5 in case of Monthly / Quarterly option.	Monthly and Quarterly: Minimum of ₹99/- (multiples of ₹1/- thereafter), minimum 5 in case of Monthly / Quarterly option.
Load Structure	Exit Load: if redeemed or switched out within 15 days from the date of allotment: 0.05% if redeemed or switched out after 15 days from date of allotment: Nil.	Exit Load: if redeemed or switched out within 15 days from the date of allotment: 0.05% if redeemed or switched out after 15 days from date of allotment: Nil.	Exit Load: If redeemed or switched out within 15 calendar days from the date of allotment: 0.05%. -If redeemed or switched out after 15 days from date of allotment: NIL.
Plans Available	Regular Plan and Direct Plan	Regular Plan and Direct Plan	Regular Plan and Direct Plan
Options Available	Growth Option and IDCW Option (Payout & Re-investment)	Growth Option and IDCW Option (Payout & Re-investment)	Growth Option and IDCW Option (Payout & Re-investment)
Monthly Average AUM (₹ Cr.) as on 30 April, 2025	204.684	177.157	85.607
Monthly Total Expense Ratio (Including Statutory Levies) as on 30 April, 2025	Regular Plan: 0.73% Direct Plan: 0.23%	Regular Plan: 0.71% Direct Plan: 0.18%	Regular Plan: 0.64% Direct Plan: 0.14%
Product Labelling	**This product is suitable for investors who are seeking*** • Investments predominantly in units of Mirae Asset Nifty Midsmallcap400 Momentum Quality 100 ETF • To generate long-term capital appreciation/income	**This product is suitable for investors who are seeking*** • Investments predominantly in units of Mirae Asset Nifty200 Alpha 30 ETF • To generate long-term capital appreciation/ income	**This product is suitable for investors who are seeking*** • Investments predominantly in units of Mirae Asset Gold ETF • To generate long-term capital appreciation/income
	Scheme Riskometer	**Scheme Riskometer**	**Scheme Riskometer~**
	The risk of the scheme is Very High	*The risk of the scheme is Very High*	*The risk of the scheme is Very High*
	Benchmark Riskometer	**Benchmark Riskometer**	**Benchmark Riskometer**
	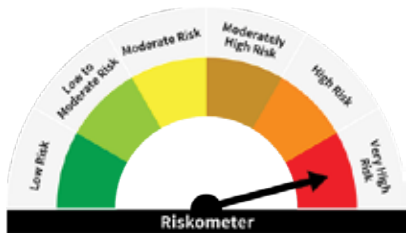	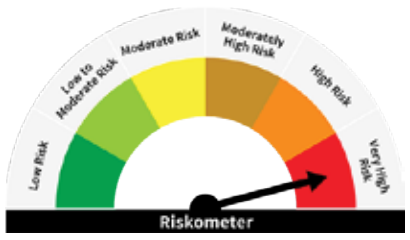	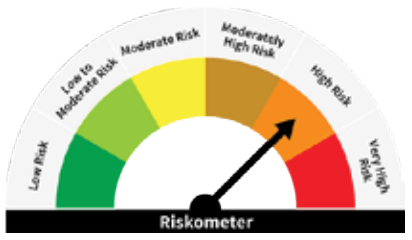
	The risk of the benchmark is Very High	*The risk of the benchmark is Very High*	*The risk of the benchmark is High*

***Investors should consult their financial advisers if they are not clear about the suitability of the product.**

** For experience of Fund Managers refer page no. 99
Investors may note that they have to bear the cost of the underlying scheme in addition to the TER of the scheme for Fund of Fund Scheme.
@ Pursuant to notice cum addendum no. 14/2025, Fund Manager of the scheme has been changed with effect from March 12, 2025.
~As per notice cum addendum no. 32/2025 riskometer of the scheme has changed.
Please visit the website for more details https://www.miraeassetmf.co.in/downloads/statutory-disclosure/addendum

FUND FACTS - FOF

MIRAE ASSET Mutual Fund

Key Features	Mirae Asset Nifty India New Age Consumption ETF Fund of Fund$	Mirae Asset BSE 200 Equal Weight ETF Fund of Fund$	Mirae Asset BSE Select IPO ETF Fund of Fund$
Type of Scheme	Fund of Fund - An open ended fund of fund scheme investing in units of Mirae Asset Nifty India New Age Consumption ETF	Fund of Fund - An open-ended fund of fund scheme investing in units of Mirae Asset BSE 200 Equal Weight ETF	Fund of Fund - An open-ended fund of fund scheme investing in units of Mirae Asset BSE Select IPO ETF
Investment Objective	The investment objective of the scheme is to provide long-term capital appreciation from a portfolio investing in units of Mirae Asset Nifty India New Age Consumption ETF. The Scheme does not guarantee or assure any returns. There is no assurance that the investment objective of the Scheme will be achieved.	The investment objective of the scheme is to provide long-term capital appreciation from a portfolio investing in units of Mirae Asset BSE 200 Equal Weight ETF. The Scheme does not guarantee or assure any returns. There is no assurance that the investment objective of the Scheme will be achieved.	The investment objective of the scheme is to provide long-term capital appreciation from a portfolio investing in units of Mirae Asset BSE Select IPO ETF. The Scheme does not guarantee or assure any returns. There is no assurance that the investment objective of the Scheme will be achieved.
Fund Manager **	**Ms. Ekta Gala** & **Mr. Akshay Udeshi** (since January 02, 2025)	**Ms. Ekta Gala** & **Mr. Akshay Udeshi** (since March 18, 2025)	**Ms. Ekta Gala** & **Mr. Akshay Udeshi** (since March 18, 2025)
Allotment Date	2nd January 2025	18th March 2025	18th March 2025
Benchmark Index	Nifty India New Age Consumption (TRI)	BSE 200 Equal Weight (TRI)	BSE Select IPO (TRI)
Minimum Investment Amount	₹5,000/- and in multiples of ₹1/- thereafter. Minimum Additional Application Amount: ₹1,000/- per application and in multiples of ₹1/- thereafter	₹5,000/- and in multiples of ₹1/- thereafter. Minimum Additional Application Amount: ₹1,000/- per application and in multiples of ₹1/- thereafter	₹5,000/- and in multiples of ₹1/- thereafter. Minimum Additional Application Amount: ₹1,000/- per application and in multiples of ₹1/- thereafter
Systematic Investment Plan (SIP)	Monthly and Quarterly: Minimum of ₹99/- (multiples of ₹1/- thereafter), minimum 5 in case of Monthly / Quarterly option.	Monthly and Quarterly: Minimum of ₹99/- (multiples of ₹1/- thereafter), minimum 5 in case of Monthly / Quarterly option.	Monthly and Quarterly: Minimum of ₹99/- (multiples of ₹1/- thereafter), minimum 5 in case of Monthly / Quarterly option.
Load Structure	Exit Load: if redeemed or switched out within 15 days from the date of allotment: 0.05%, if redeemed or switched out after 15 days from date of allotment: Nil	Exit Load: if redeemed or switched out within 15 days from the date of allotment: 0.05%, if redeemed or switched out after 15 days from date of allotment: Nil	Exit Load: if redeemed or switched out within 15 days from the date of allotment: 0.05%, if redeemed or switched out after 15 days from date of allotment: Nil
Plans Available	Regular Plan and Direct Plan	Regular Plan and Direct Plan	Regular Plan and Direct Plan
Options Available	Growth Option and IDCW Option (Payout & Re-investment)	Growth Option and IDCW Option (Payout & Re-investment)	Growth Option and IDCW Option (Payout & Re-investment)
Monthly Average AUM (₹ Cr.) as on 30 April, 2025	12.461	7.981	7.994
Monthly Total Expense Ratio (Including Statutory Levies) as on 30 April, 2025	Regular Plan: 0.63% Direct Plan: 0.15%	Regular Plan: 0.70% Direct Plan: 0.06%	Regular Plan: 0.70% Direct Plan: 0.07%
Product Labelling	**This product is suitable for investors who are seeking*** • Investments predominantly in unity of Mirae Asset Nifty India New Age Consumption ETF • To generate long-term capital appreciation/income	**This product is suitable for investors who are seeking*** • Investments predominantly in units of Mirae Asset BSE 200 Equal Weight ETF • To generate long-term capital appreciation/ income	**This product is suitable for investors who are seeking*** • Investments predominantly in units of Mirae Asset BSE Select IPO ETF • To generate long-term capital appreciation/income
	Scheme Riskometer 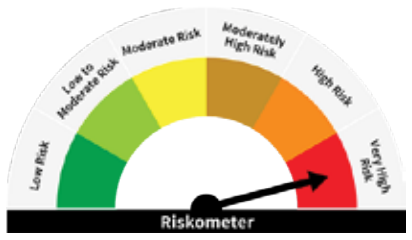 *The risk of the scheme is Very High*	**Scheme Riskometer** 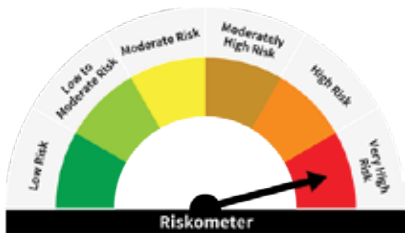 *The risk of the scheme is Very High*	**Scheme Riskometer** 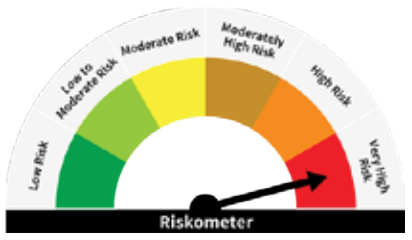 *The risk of the scheme is Very High*
	Benchmark Riskometer 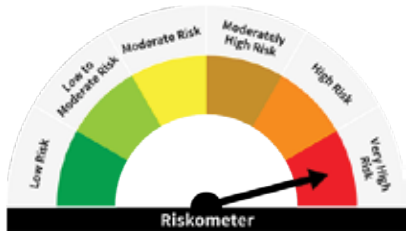 *The risk of the benchmark is Very High*	**Benchmark Riskometer** 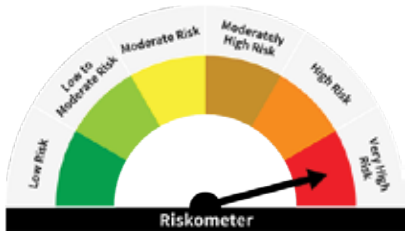 *The risk of the benchmark is Very High*	**Benchmark Riskometer** 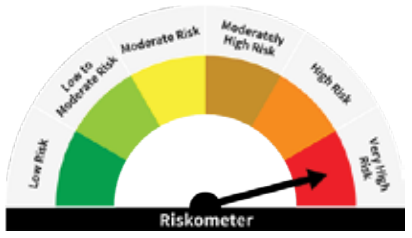 *The risk of the benchmark is Very High*

***Investors should consult their financial advisers if they are not clear about the suitability of the product.**

** For experience of Fund Managers refer page no. 99
Investors may note that they have to bear the cost of the underlying scheme in addition to the TER of the scheme for Fund of Fund Scheme.
$ Pursuant to clause 13.2.2 of SEBI master circular dated June 27, 2024, the scheme is in existence for less than 6 months
Please visit the website for more details https://www.miraeassetmf.co.in/downloads/statutory-disclosure/addendum

FUND FACTS - INDEX FUND

MIRAE ASSET Mutual Fund

Key Features	Mirae Asset Nifty LargeMidcap 250 Index Fund	Mirae Asset Nifty 50 Index Fund	Mirae Asset Nifty Total Market Index Fund
Type of Scheme	An open-ended scheme replicating/tracking Nifty LargeMidcap 250 Total Return Index	An open-ended scheme replicating/tracking Nifty 50 Total Return Index	An open ended scheme replicating/tracking Nifty Total Market Total Return Index
Investment Objective	The investment objective of the scheme is to generate returns, before expenses, that are commensurate with the performance of Nifty LargeMidcap 250 Total Return Index, subject to tracking error. There is no assurance or guarantee that the investment objective of the scheme would be achieved.	The investment objective of the scheme is to generate returns, before expenses, that are commensurate with the performance of Nifty 50 Total Return Index, subject to tracking error. There is no assurance or guarantee that the investment objective of the scheme would be achieved.	The investment objective of the scheme is to generate returns, before expenses, that are commensurate with the performance of Nifty Total Market Total Return Index, subject to tracking error. There is no assurance or guarantee that the investment objective of the scheme would be achieved.
Fund Manager **	**Ms. Ekta Gala** (since October 24, 2024) & **Mr. Ritesh Patel**@ (since March 12, 2025)	**Ms. Ekta Gala** (since October 24, 2024) & **Mr. Ritesh Patel**@ (since March 12, 2025)	**Ms. Ekta Gala** (since October 28, 2024)& **Mr. Ritesh Patel**@ (since March 12, 2025)
Allotment Date	24th October 2024	24th October 2024	28th October 2024
Benchmark Index	Nifty LargeMidcap 250 (TRI)	Nifty 50 (TRI)	Nifty Total Market (TRI)
Minimum Investment Amount	₹5,000/- and in multiples of ₹1/- thereafter. Minimum Additional Application Amount: ₹1,000/- per application and in multiples of ₹1/- thereafter	₹5,000/- and in multiples of ₹1/- thereafter. Minimum Additional Application Amount: ₹1,000/- per application and in multiples of ₹1/- thereafter	₹5,000/- and in multiples of ₹1/- thereafter. Minimum Additional Application Amount: ₹1,000/- per application and in multiples of ₹1/- thereafter
Systematic Investment Plan (SIP)	Monthly and Quarterly: Minimum of ₹99/- (multiples of ₹1/- thereafter), minimum 5 in case of Monthly / Quarterly option.	Monthly and Quarterly: Minimum of ₹99/- (multiples of ₹1/- thereafter), minimum 5 in case of Monthly / Quarterly option.	Monthly and Quarterly: Minimum of ₹99/- (multiples of ₹1/- thereafter), minimum 5 in case of Monthly / Quarterly option.
Load Structure	Exit Load: NIL	Exit Load: NIL	Exit Load: NIL
Plans Available	Regular Plan and Direct Plan	Regular Plan and Direct Plan	Regular Plan and Direct Plan
Options Available	Growth Option and IDCW Option (Payout & Re-investment)	Growth Option and IDCW Option (Payout & Re-investment)	Growth Option and IDCW Option (Payout & Re-investment)
Monthly Average AUM (₹ Cr.) as on 30 April, 2025	17.0086	26.3045	37.6920
Monthly Total Expense Ratio (Including Statutory Levies) as on 30 April, 2025	Regular Plan: 0.85% Direct Plan: 0.16%	Regular Plan: 0.75% Direct Plan: 0.10%	Regular Plan: 0.91% Direct Plan: 0.20%
Product Labelling	**This product is suitable for investors who are seeking*** • Returns that commensurate with the performance of Nifty LargeMidcap 250 Total Return Index, subject to tracking error • Investments in equity securities covered by Nifty LargeMidcap 250 Total Return Index	**This product is suitable for investors who are seeking*** • Returns that commensurate with the performance of Nifty 50 Total Return Index, subject to tracking error • Investments in equity securities covered by Nifty 50 Total Return Index	**This product is suitable for investors who are seeking*** • Returns that commensurate with the performance of Nifty Total Market Total Return Index, subject to tracking error over long term • Investments in securities constituting by Nifty Total Market Total Return Index
	Scheme Riskometer 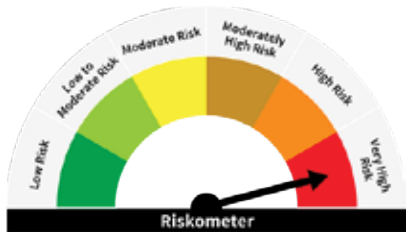 *The risk of the scheme is Very High*	**Scheme Riskometer** 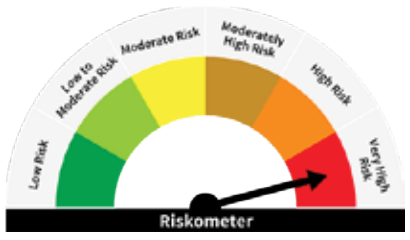 *The risk of the scheme is Very High*	**Scheme Riskometer** 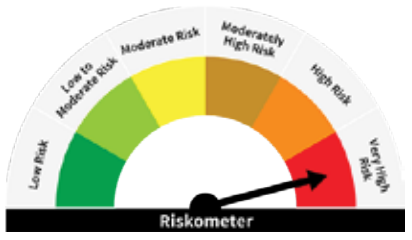 *The risk of the scheme is Very High*
	Benchmark Riskometer 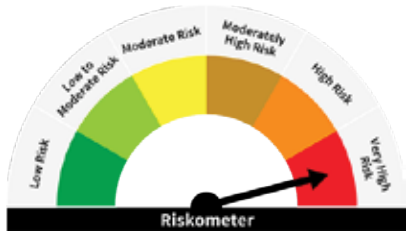 *The risk of the benchmark is Very High*	**Benchmark Riskometer** 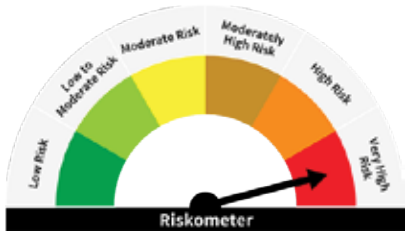 *The risk of the benchmark is Very High*	**Benchmark Riskometer** *The risk of the benchmark is Very High*

***Investors should consult their financial advisers if they are not clear about the suitability of the product.**

** For experience of Fund Managers refer page no. 99

@ Pursuant to notice cum addendum no. 14/2025, Fund Manager of the scheme has been changed with effect from March 12, 2025.

FUND FACTS - INDEX FUND

MIRAE ASSET Mutual Fund

Key Features	Mirae Asset Nifty SDL Jun 2027 Index Fund	Mirae Asset Crisil IBX Gilt Index - April 2033 Index Fund	Mirae Asset Nifty AAA PSU Bond Plus SDL Apr 2026 50:50 Index Fund
Type of Scheme	An open-ended target maturity Index Fund investing in the constituents of Nifty SDL Jun 2027 Index. A scheme with relatively high interest rate risk and relatively low credit risk	An open ended target maturity Index Fund investing in the constituents of CRISIL IBX Gilt Index - April 2033. A scheme with relatively high interest rate risk and relatively low credit risk	An open ended target maturity Index Fund investing in the constituents of Nifty AAA PSU Bond Plus SDL Apr 2026 50:50 Index. A scheme with relatively high interest rate risk and relatively low credit risk
Investment Objective	The investment objective of the scheme is to track the Nifty SDL Jun 2027 Index by investing in State Development Loans (SDL), maturing on or before June 15, 2027, subject to tracking errors. There is no assurance or guarantee that the investment objective of the scheme would be achieved.	The investment objective of the scheme is to track the CRISIL IBX Gilt Index - April 2033 by investing in dated Government Securities (G-Sec), maturing on or before April 29, 2033, subject to tracking errors. However, there is no assurance that the investment objective of the Scheme will be realized and the Scheme does not assure or guarantee any returns.	The investment objective of the scheme is to track Nifty AAA PSU Bond Plus SDL Apr 2026 50:50 Index by investing in AAA rated Public Sector Undertaking (PSU) Bonds and State Development Loans (SDL), maturing on or before April 30, 2026, subject to tracking errors. There is no assurance or guarantee that the investment objective of the scheme would be achieved.
Fund Manager **	**Mr. Amit Modani** (since January 16, 2023)	**Mr. Amit Modani** (since January 16, 2023)	**Mr. Amit Modani** (since January 16, 2023)
Allotment Date	30th March 2022	20th October 2022	20th October 2022
Benchmark Index	Nifty SDL Jun 2027 Index	CRISIL IBX Gilt Index – April 2033	Nifty AAA PSU Bond Plus SDL Apr 2026 50:50 Index
Minimum Investment Amount	₹5,000/- and in multiples of ₹1/- thereafter. Minimum Additional Application Amount: ₹1,000/- per application and in multiples of ₹1/- thereafter	₹5,000/- and in multiples of ₹1/- thereafter. Minimum Additional Application Amount: ₹1,000/- per application and in multiples of ₹1/- thereafter	₹5,000/- and in multiples of ₹1/- thereafter. Minimum Additional Application Amount: ₹1,000/- per application and in multiples of ₹1/- thereafter
Systematic Investment Plan (SIP)	Monthly and Quarterly: ₹99/- (multiples of ₹1/- thereafter), minimum 5 in case of Monthly / Quarterly option.	Monthly and Quarterly: ₹99/- (multiples of ₹1/- thereafter), minimum 5 in case of Monthly / Quarterly option.	Monthly and Quarterly: ₹99/- (multiples of ₹1/- thereafter), minimum 5 in case of Monthly / Quarterly option.
Load Structure	Exit Load: NIL	Exit Load: NIL	Exit Load: NIL
Plans Available	Regular Plan and Direct Plan	Regular Plan and Direct Plan	Regular Plan and Direct Plan
Options Available	Growth Option and IDCW Option (Payout & Re-investment)	Growth Option and IDCW Option (Payout & Re-investment)	Growth Option and IDCW Option (Payout & Re-investment)
Monthly Average AUM (₹ Cr.) as on 30 April, 2025	757.7044	239.2778	87.8221
Monthly Total Expense Ratio (Including Statutory Levies) as on 30 April, 2025	Regular Plan: 0.35% Direct Plan: 0.19%	Regular Plan: 0.39% Direct Plan: 0.12%	Regular Plan: 0.35% Direct Plan: 0.15%
Product Labelling	**This product is suitable for investors who are seeking*** • Income over long term • Open ended Target Maturity Index Fund that seeks to track Nifty SDL Jun 2027 Index	**This product is suitable for investors who are seeking*** • Income over the Target maturity period • Open ended Target Maturity Index Fund that seeks to track CRISIL IBX Gilt Index - April 2033	**This product is suitable for investors who are seeking*** • Income over the Target maturity period • Open ended target maturity index fund that seeks to track Nifty AAA PSU Bond Plus SDL Apr 2026 50:50 Index
	Scheme Riskometer	**Scheme Riskometer**	**Scheme Riskometer**
	The risk of the scheme is Low to Moderate	*The risk of the scheme is Moderate*	*The risk of the scheme is Low to Moderate*
	Benchmark Riskometer	**Benchmark Riskometer**	**Benchmark Riskometer**
	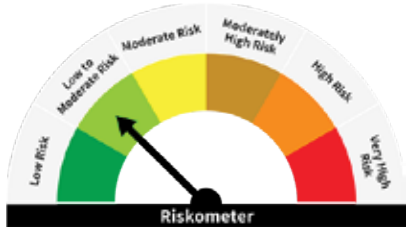		
	The risk of the benchmark is Low to Moderate	*The risk of the benchmark is Moderate*	*The risk of the benchmark is Low to Moderate*
	Potential Risk Class Matrix (PRC)	Potential Risk Class Matrix (PRC)	Potential Risk Class Matrix (PRC)

Credit Risk → / Interest Rate Risk ↓	Relatively Low (Class A)	Moderate (Class B)	Relatively High (Class C)
Relatively Low (Class I)			
Moderate (Class II)			
Relatively High (Class III)	A-III		

Credit Risk → / Interest Rate Risk ↓	Relatively Low (Class A)	Moderate (Class B)	Relatively High (Class C)
Relatively Low (Class I)			
Moderate (Class II)			
Relatively High (Class III)	A-III		

Credit Risk → / Interest Rate Risk ↓	Relatively Low (Class A)	Moderate (Class B)	Relatively High (Class C)
Relatively Low (Class I)			
Moderate (Class II)			
Relatively High (Class III)	A-III		

***Investors should consult their financial advisers if they are not clear about the suitability of the product.**

** For experience of Fund Managers refer page no. 99
Please visit the website for more details https://www.miraeassetmf.co.in/downloads/statutory-disclosure/addendum

FUND FACTS - INDEX FUND

MIRAE ASSET Mutual Fund

Key Features	Mirae Asset Nifty SDL June 2028 Index Fund
Type of Scheme	An open ended target maturity Index Fund investing in the constituents of Nifty SDL June 2028 Index. A scheme with relatively high interest rate risk and relatively low credit risk
Investment Objective	The investment objective of the scheme is to track the Nifty SDL June 2028 Index by investing in State Development Loans (SDL), maturing on or before June 30, 2028, subject to tracking errors. There is no assurance or guarantee that the investment objective of the scheme would be achieved.
Fund Manager **	**Mr. Mahendra Jajoo** (since March 31, 2023)
Allotment Date	31st March 2023
Benchmark Index	Nifty SDL June 2028 Index
Minimum Investment Amount	₹5,000/- and in multiples of ₹1/-thereafter. Minimum Additional Application Amount: ₹1,000/- per application and in multiples of ₹1/- thereafter.
Systematic Investment Plan (SIP)	Monthly and Quarterly: ₹99/- (multiples of ₹1/- thereafter), minimum 5 in case of Monthly / Quarterly option.
Load Structure	Exit Load: NIL
Plans Available	Regular Plan and Direct Plan
Options Available	Growth Option and IDCW Option (Payout & Re-investment)
Monthly Average AUM (₹ Cr.) as on 30 April, 2025	72.5662
Monthly Total Expense Ratio (Including Statutory Levies) as on 30 April, 2025	Regular Plan: 0.49% Direct Plan: 0.12%
Product Labelling	**This product is suitable for investors who are seeking*** • Income over long term • Investment in securities in line with Nifty SDL June 2028 Index to generate comparable returns subject to tracking errors

Scheme Riskometer

The risk of the scheme is Low to Moderate

Benchmark Riskometer

The risk of the benchmark is Low to Moderate

Potential Risk Class Matrix (PRC)

Credit Risk → / Interest Rate Risk ↓	Relatively Low (Class A)	Moderate (Class B)	Relatively High (Class C)
Relatively Low (Class I)			
Moderate (Class II)			
Relatively High (Class III)	A-III		

***Investors should consult their financial advisers if they are not clear about the suitability of the product.**

** For experience of Fund Managers refer page no. 99
Please visit the website for more details https://www.miraeassetmf.co.in/downloads/statutory-disclosure/addendum

FUND PERFORMANCE

MIRAE ASSET Mutual Fund

Monhtly Factsheet as on 30 April , 2025

Mirae Asset Liquid Fund$^{\Omega}$ (Formerly Known as Mirae Asset Cash Management Fund) - Fund Managers - Mr. Amit Modani@@

Period	Mirae Asset Liquid Fund	Scheme Benchmark*	Additional Benchmark**
Last 7 Days	5.50%	5.29%	7.88%
Last 15 Days	5.78%	5.74%	8.15%
Last 30 Days	7.05%	7.68%	11.83%
Last 1 Year	7.27%	7.29%	7.86%
Last 3 Years	6.82%	6.90%	6.65%
Last 5 Years	5.45%	5.51%	5.45%
Since Inception	6.30%	6.98%	6.17%
Value of Rs. 10000 invested (in Rs.) Since Inception	27,093	30,033	26,539
NAV as on 30th Apr, 2025	₹2,709.2650		
Index Value 30th Apr, 2025	Index Value of Scheme Benchmark is 4,891.3100 and Crisil 1 Year T-bill is 7,699.7883		
Allotment Date	12th January 2009		
Scheme Benchmark	*Nifty Liquid Index A-I		
Additional Benchmark	**Crisil 1 Year T-bill		

Mirae Asset Aggressive Hybrid Fund$^{\Omega}$ (Formerly Known as Mirae Asset Hybrid Equity Fund) - Fund Managers - Mr. Harshad Borawake, Mr. Vrijesh Kasera and Mr. Mahendra Jajoo

Period	Mirae Asset Aggressive Hybrid Fund	Scheme Benchmark*	Additional Benchmark**
Last 1 Year	8.82%	8.48%	9.06%
Last 3 Years	12.70%	12.68%	13.45%
Last 5 Years	17.52%	17.33%	20.34%
Since Inception	12.21%	12.05%	12.91%
Value of Rs. 10000 invested (in Rs.) Since Inception	30,802	30,353	32,707
NAV as on 30th Apr, 2025	₹30.802		
Index Value 30th Apr, 2025	Index Value of Scheme Benchmark is 20,140.211 and BSE Sensex (TRI) is 1,24,627.090		
Allotment Date	29th July 2015		
Scheme Benchmark	*CRISIL Hybrid 35+65 - Aggressive Index		
Additional Benchmark	**BSE Sensex (TRI)		

Mirae Asset Dynamic Bond Fund - Fund Managers - Mr. Amit Modani

Period	Mirae Asset Dynamic Bond Fund	Scheme Benchmark*	Scheme Benchmark * (Tier2)	Additional Benchmark**
Last 1 Year	8.11%	10.97%	9.37%	12.58%
Last 3 Years	6.00%	7.76%	7.16%	8.57%
Last 5 Years	4.62%	6.73%	NA	5.55%
Since Inception	5.96%	7.39%	NA	6.18%
Value of Rs. 10000 invested (in Rs.) Since Inception	15,992	17,826	NA	16,257
NAV as on 30th Apr, 2025	₹15.9924			
Index Value 30th Apr, 2025	Index Value of Scheme Benchmark is 5,841.1425 and Crisil 10 yr Gilt index is 5,112.0135			
Allotment Date	24th March 2017			
Scheme Benchmark	*CRISIL Dynamic Bond A-III Index			
Additional Benchmark	**Crisil 10 yr Gilt index			

Mirae Asset Nifty 50 ETF - Fund Managers - Ms. Ekta Gala and Mr. Ritesh Patel@

Period	Mirae Asset Nifty 50 ETF	Scheme Benchmark*
Last 1 Year	8.92%	9.01%
Last 3 Years	13.73%	13.80%
Last 5 Years	21.10%	21.16%
Since Inception	14.85%	14.98%
Value of Rs. 10000 invested (in Rs.) Since Inception	24,411	24,586
NAV as on 30th Apr, 2025	₹260.1327	
Index Value 30th Apr, 2025	Index Value of Scheme Benchmark is 36,274.8700	
Allotment Date	20th November 2018	
Scheme Benchmark	*Nifty 50 Index (TRI)	

FUND PERFORMANCE

MIRAE ASSET Mutual Fund

Monhtly Factsheet as on 30 April , 2025

Mirae Asset Equity Savings Fund - Fund Managers - Mr. Harshad Borawake, Mr. Vrijesh Kasera, Ms. Bharti Sawant and Mr. Mahendra Jajoo

Period	Mirae Asset Equity Savings Fund	Scheme Benchmark*	Additional Benchmark**
Last 1 Year	8.95%	8.83%	12.58%
Last 3 Years	10.57%	9.65%	8.57%
Last 5 Years	13.59%	11.44%	5.55%
Since Inception	11.15%	9.77%	6.99%
Value of Rs. 10000 invested (in Rs.) Since Inception	19,615	18,113	15,378
NAV as on 30th Apr, 2025	₹19.615		
Index Value 30th Apr, 2025	Index Value of Scheme Benchmark is 6,152.300 and Crisil 10 yr Gilt index is 5,112.014		
Allotment Date	17th December 2018		
Scheme Benchmark	*Nifty Equity Savings Index		
Additional Benchmark	**Crisil 10 yr Gilt index		

Mirae Asset Overnight Fund - Fund Managers - Mr. Amit Modani@@

Period	Mirae Asset Overnight Fund	Scheme Benchmark*	Additional Benchmark**
Last 7 Days	5.74%	5.82%	7.88%
Last 15 Days	5.75%	5.79%	8.15%
Last 30 Days	5.89%	6.31%	11.83%
Last 1 Year	6.51%	6.59%	7.86%
Last 3 Years	6.29%	6.40%	6.65%
Last 5 Years	5.03%	5.13%	5.45%
Since Inception	4.97%	5.06%	5.76%
Value of Rs. 10000 invested (in Rs.) Since Inception	13,089	13,150	13,643
NAV as on 30th Apr, 2025	₹1,308.9241		
Index Value 30th Apr, 2025	Index Value of Scheme Benchmark is 2,422.1400 and Crisil 1 Year T-bill is 7,699.7883		
Allotment Date	15th October 2019		
Scheme Benchmark	*Nifty 1D Rate Index		
Additional Benchmark	**Crisil 1 Year T-bill		

Mirae Asset Nifty Next 50 ETF - Fund Managers - Ms. Ekta Gala and Mr. Ritesh Patel@

Period	Mirae Asset Nifty Next 50 ETF	Scheme Benchmark*	Additional Benchmark**
Last 1 Year	0.04%	0.14%	9.06%
Last 3 Years	15.41%	15.69%	13.45%
Last 5 Years	22.17%	22.69%	20.34%
Since Inception	16.70%	17.22%	14.61%
Value of Rs. 10000 invested (in Rs.) Since Inception	22,561	23,095	20,516
NAV as on 30th Apr, 2025	₹657.7493		
Index Value 30th Apr, 2025	Index Value of Scheme Benchmark is 92,102.2400 and BSE Sensex (TRI) is 1,24,627.0900		
Allotment Date	24th January 2020		
Scheme Benchmark	*Nifty Next 50 Index (TRI)		
Additional Benchmark	**BSE Sensex (TRI)		

Mirae Asset Arbitrage Fund - Fund Managers - Mr. Jignesh Rao (Equity Portion), Mr. Jigar Sethia (Equity Portion) and Mr. Amit Modani^^ (Debt Portion)

Period	Mirae Asset Arbitrage Fund	Scheme Benchmark*	Additional Benchmark**
Last 1 Year	7.10%	7.71%	7.86%
Last 3 Years	6.58%	7.09%	6.65%
Since Inception	5.39%	5.70%	5.50%
Value of Rs. 10000 invested (in Rs.) Since Inception	12,909	13,094	12,977
NAV as on 30th Apr, 2025	₹12.909		
Index Value 30th Apr, 2025	Index Value of Scheme Benchmark is 2,492.500 and Crisil 1 yr T-Bill is 7,699.788		
Allotment Date	19th June 2020		
Scheme Benchmark	*Nifty 50 Arbitrage Index		
Additional Benchmark	**Crisil 1 yr T-Bill		

FUND PERFORMANCE

MIRAE ASSET Mutual Fund

Monhtly Factsheet as on 30 April , 2025

Mirae Asset Diversified Equity Allocator Passive FOF$^{\varepsilon}$ (Formerly Known as Mirae Asset Equity Allocator Fund of Fund) - Fund Managers - Ms. Bharti Sawant

Period	Mirae Asset Diversified Equity Allocator Passive FOF	Scheme Benchmark*	Additional Benchmark**
Last 1 Year	6.25%	7.14%	9.06%
Last 3 Years	14.75%	14.94%	13.45%
Since Inception	20.69%	21.08%	18.92%
Value of Rs. 10000 invested (in Rs.) Since Inception	23,787	24,148	22,226
NAV as on 30th Apr, 2025	₹23.787		
Index Value 30th Apr, 2025	Index Value of Scheme Benchmark is 17,786.200 and BSE Sensex (TRI) is 1,24,627.090		
Allotment Date	21st September 2020		
Scheme Benchmark	*Nifty 200 Index (TRI)		
Additional Benchmark	**BSE Sensex (TRI)		

Mirae Asset Nifty 100 ESG Sector Leaders ETF - Fund Managers - Ms. Ekta Gala and Mr. Akshay Udeshi

Period	Mirae Asset Nifty 100 ESG Sector Leaders ETF	Scheme Benchmark*	Additional Benchmark**
Last 1 Year	9.03%	9.58%	9.06%
Last 3 Years	12.33%	13.11%	13.45%
Since Inception	14.70%	15.49%	15.78%
Value of Rs. 10000 invested (in Rs.) Since Inception	18,413	18,990	19,198
NAV as on 30th Apr, 2025	₹41.1425		
Index Value 30th Apr, 2025	Index Value of Scheme Benchmark is 4,679.2096 and BSE Sensex (TRI) is 1,24,627.0900		
Allotment Date	17th November 2020		
Scheme Benchmark	*Nifty 100 ESG Sector Leaders Index (TRI)		
Additional Benchmark	**BSE Sensex (TRI)		

Mirae Asset Nifty 100 ESG Sector Leaders Fund of Fund - Fund Managers - Ms. Ekta Gala and Mr. Akshay Udeshi

Period	Mirae Asset Nifty 100 ESG Sector Leaders Fund of Fund	Scheme Benchmark*	Additional Benchmark**
Last 1 Year	8.46%	9.58%	9.06%
Last 3 Years	11.61%	13.11%	13.45%
Since Inception	14.06%	15.47%	15.65%
Value of Rs. 10000 invested (in Rs.) Since Inception	17,958	18,967	19,100
NAV as on 30th Apr, 2025	₹17.958		
Index Value 30th Apr, 2025	Index Value of Scheme Benchmark is 4,679.210 and BSE Sensex (TRI) is 1,24,627.090		
Allotment Date	18th November 2020		
Scheme Benchmark	*Nifty 100 ESG Sector Leaders Index (TRI)		
Additional Benchmark	**BSE Sensex (TRI)		

Mirae Asset NYSE FANG + ETF - Fund Managers - Mr. Siddharth Srivastava

Period	Mirae Asset NYSE FANG + ETF	Scheme Benchmark*	Additional Benchmark**
Last 1 Year	28.93%	29.96%	9.06%
Last 3 Years	36.20%	37.30%	13.45%
Since Inception	20.91%	21.61%	14.58%
Value of Rs. 10000 invested (in Rs.) Since Inception	21,314	21,812	17,203
NAV as on 30th Apr, 2025	₹103.5811		
Index Value 30th Apr, 2025	Index Value of Scheme Benchmark is 14,545.0100 and BSE Sensex (TRI) is 1,24,627.0900		
Allotment Date	6th May 2021		
Scheme Benchmark	*NYSE FANG + Index (TRI) (INR)		
Additional Benchmark	**BSE Sensex (TRI)		

FUND PERFORMANCE

MIRAE ASSET Mutual Fund

Monhtly Factsheet as on 30 April , 2025

Mirae Asset NYSE FANG + ETF Fund of Fund - Fund Managers - Ms. Ekta Gala and Mr. Akshay Udeshi@

Period	Mirae Asset NYSE FANG + ETF Fund of Fund	Scheme Benchmark*	Additional Benchmark**
Last 1 Year	25.94%	29.96%	9.06%
Last 3 Years	41.47%	37.30%	13.45%
Since Inception	26.47%	22.90%	14.30%
Value of Rs. 10000 invested (in Rs.) Since Inception	25,438	22,697	17,010
NAV as on 30th Apr, 2025	₹25.438		
Index Value 30th Apr, 2025	Index Value of Scheme Benchmark is 14,545.010 and BSE Sensex (TRI) is 1,24,627.090		
Allotment Date	10th May 2021		
Scheme Benchmark	*NYSE FANG + Index (TRI) (INR)		
Additional Benchmark	**BSE Sensex (TRI)		

Mirae Asset Nifty Financial Services ETF - Fund Managers - Ms. Ekta Gala and Mr. Ritesh Patel@

Period	Mirae Asset Nifty Financial Services ETF	Scheme Benchmark*	Additional Benchmark**
Last 1 Year	20.55%	20.77%	9.06%
Last 3 Years	17.17%	17.30%	13.45%
Since Inception	13.81%	13.96%	13.18%
Value of Rs. 10000 invested (in Rs.) Since Inception	16,249	16,333	15,918
NAV as on 30th Apr, 2025	₹26.7601		
Index Value 30th Apr, 2025	Index Value of Scheme Benchmark is 32,828.9600 and BSE Sensex (TRI) is 1,24,627.0900		
Allotment Date	30th July 2021		
Scheme Benchmark	*Nifty Financial Services Total Return Index (TRI)		
Additional Benchmark	**BSE Sensex (TRI)		

Mirae Asset Money Market Fund - Fund Managers - Mr. Amit Modani

Period	Mirae Asset Money Market Fund	Scheme Benchmark*	Additional Benchmark**
Last 1 Year	7.88%	7.67%	7.86%
Last 3 Years	6.82%	6.99%	6.65%
Since Inception	6.11%	6.32%	6.03%
Value of Rs. 10000 invested (in Rs.) Since Inception	12,469	12,560	12,433
NAV as on 30th Apr, 2025	₹1,246.9336		
Index Value 30th Apr, 2025	Index Value of Scheme Benchmark is 5,079.9500 and Crisil 1 Year T-bill is 7,699.7883		
Allotment Date	11th August 2021		
Scheme Benchmark	*Nifty Money Market Index A-I		
Additional Benchmark	**Crisil 1 Year T-bill		

Mirae Asset S&P 500 TOP 50 ETF - Fund Managers - Mr. Siddharth Srivastava

Period	Mirae Asset S&P 500 TOP 50 ETF	Scheme Benchmark*	Additional Benchmark**
Last 1 Year	15.13%	16.22%	9.06%
Last 3 Years	17.70%	18.97%	13.45%
Since Inception	13.80%	14.93%	10.42%
Value of Rs. 10000 invested (in Rs.) Since Inception	15,949	16,528	14,301
NAV as on 30th Apr, 2025	₹43.6950		
Index Value 30th Apr, 2025	Index Value of Scheme Benchmark is 8,817.2400 and BSE Sensex (TRI) is 1,24,627.0900		
Allotment Date	20th September 2021		
Scheme Benchmark	*S&P 500 Top 50 (TRI) (INR)		
Additional Benchmark	**BSE Sensex (TRI)		

FUND PERFORMANCE

MIRAE ASSET Mutual Fund

Monhtly Factsheet as on 30 April , 2025

Mirae Asset S&P 500 TOP 50 ETF Fund of Fund - Fund Managers - Ms. Ekta Gala and Mr. Akshay Udeshi@

Period	Mirae Asset S&P 500 TOP 50 ETF Fund of Fund	Scheme Benchmark*	Additional Benchmark**
Last 1 Year	19.38%	16.22%	9.06%
Last 3 Years	22.27%	18.97%	13.45%
Since Inception	17.66%	14.61%	10.20%
Value of Rs. 10000 invested (in Rs.) Since Inception	17,975	16,350	14,195
NAV as on 30th Apr, 2025	₹17.975		
Index Value 30th Apr, 2025	Index Value of Scheme Benchmark is 8,817.240 and BSE Sensex (TRI) is 1,24,627.090		
Allotment Date	22nd September 2021		
Scheme Benchmark	*S&P 500 Top 50 Index (TRI) (INR)		
Additional Benchmark	**BSE Sensex (TRI)		

Mirae Asset Hang Seng TECH ETF - Fund Managers - Mr. Siddharth Srivastava

Period	Mirae Asset Hang Seng TECH ETF	Scheme Benchmark*	Additional Benchmark**
Last 1 Year	40.82%	41.80%	9.06%
Last 3 Years	8.55%	9.30%	13.45%
Since Inception	0.08%	0.79%	12.04%
Value of Rs. 10000 invested (in Rs.) Since Inception	10,029	10,271	14,721
NAV as on 30th Apr, 2025	₹18.5099		
Index Value 30th Apr, 2025	Index Value of Scheme Benchmark is 6,348.3000 and BSE Sensex (TRI) is 1,24,627.0900		
Allotment Date	6th December 2021		
Scheme Benchmark	*Hang Seng TECH Index (TRI) (INR)		
Additional Benchmark	**BSE Sensex (TRI)		

Mirae Asset Hang Seng TECH ETF Fund of Fund - Fund Managers - Ms. Ekta Gala and Akshay Udeshi@

Period	Mirae Asset Hang Seng TECH ETF Fund of Fund	Scheme Benchmark*	Additional Benchmark**
Last 1 Year	67.62%	41.80%	9.06%
Last 3 Years	14.05%	9.30%	13.45%
Since Inception	3.43%	-0.45%	10.98%
Value of Rs. 10000 invested (in Rs.) Since Inception	11,214	9,846	14,243
NAV as on 30th Apr, 2025	₹11.214		
Index Value 30th Apr, 2025	Index Value of Scheme Benchmark is 6,348.300 and BSE Sensex (TRI) is 1,24,627.090		
Allotment Date	8th December 2021		
Scheme Benchmark	*Hang Seng TECH (TRI) (INR)		
Additional Benchmark	**BSE Sensex (TRI)		

Mirae Asset Nifty India Manufacturing ETF - Fund Managers - Ms. Ekta Gala and Mr. Akshay Udeshi@

Period	Mirae Asset Nifty India Manufacturing ETF	Scheme Benchmark*	Additional Benchmark**
Last 1 Year	4.27%	4.78%	9.06%
Last 3 Years	19.08%	19.66%	13.45%
Since Inception	18.93%	19.51%	12.27%
Value of Rs. 10000 invested (in Rs.) Since Inception	17,589	17,873	14,577
NAV as on 30th Apr, 2025	₹136.6265		
Index Value 30th Apr, 2025	Index Value of Scheme Benchmark is 17,505.0852 and BSE Sensex (TRI) is 1,24,627.0900		
Allotment Date	27th January 2022		
Scheme Benchmark	*Nifty India Manufacturing Index (TRI)		
Additional Benchmark	**BSE Sensex (TRI)		

FUND PERFORMANCE

MIRAE ASSET Mutual Fund

Monhtly Factsheet as on 30 April , 2025

Mirae Asset Nifty India Manufacturing ETF Fund of Fund - Fund Managers - Ms. Ekta Gala and Akshay Udeshi@

Period	Mirae Asset Nifty India Manufacturing ETF Fund of Fund	Scheme Benchmark*	Additional Benchmark**
Last 1 Year	3.66%	4.78%	9.06%
Last 3 Years	18.38%	19.66%	13.45%
Since Inception	17.65%	18.98%	11.87%
Value of Rs. 10000 invested (in Rs.) Since Inception	16,951	17,578	14,392
NAV as on 30th Apr, 2025	₹16.951		
Index Value 30th Apr, 2025	Index Value of Scheme Benchmark is 17,505.085 and BSE Sensex (TRI) is 1,24,627.090		
Allotment Date	31st January 2022		
Scheme Benchmark	*Nifty India Manufacturing Index (TRI)		
Additional Benchmark	**BSE Sensex (TRI)		

Mirae Asset Nifty Midcap 150 ETF - Fund Managers - Ms. Ekta Gala and Mr. Ritesh Patel@

Period	Mirae Asset Nifty Midcap 150 ETF	Scheme Benchmark*	Additional Benchmark**
Last 1 Year	5.62%	5.73%	9.06%
Last 3 Years	21.67%	21.82%	13.45%
Since Inception	23.25%	23.49%	14.38%
Value of Rs. 10000 invested (in Rs.) Since Inception	19,301	19,418	15,257
NAV as on 30th Apr, 2025	₹20.1483		
Index Value 30th Apr, 2025	Index Value of Scheme Benchmark is 25,161.4400 and BSE Sensex (TRI) is 1,24,627.0900		
Allotment Date	9th March 2022		
Scheme Benchmark	*Nifty Midcap 150 Index (TRI)		
Additional Benchmark	**BSE Sensex (TRI)		

Mirae Asset Nifty SDL Jun 2027 Index Fund - Fund Managers - Mr. Amit Modani^

Period	Mirae Asset Nifty SDL Jun 2027 Index Fund	Scheme Benchmark*	Additional Benchmark**
Last 1 Year	9.29%	9.79%	12.58%
Last 3 Years	7.31%	7.67%	8.57%
Since Inception	6.52%	7.01%	7.67%
Value of Rs. 10000 invested (in Rs.) Since Inception	12,153	12,327	12,563
NAV as on 30th Apr, 2025	₹12.1526		
Index Value 30th Apr, 2025	Index Value of Scheme Benchmark is 1,239.8300 and Crisil 10 yr Gilt index is 5,112.0135		
Allotment Date	30th March 2022		
Scheme Benchmark	*Nifty SDL Jun 2027 Index		
Additional Benchmark	**Crisil 10 yr Gilt index		

Mirae Asset Balanced Advantage Fund - Fund Managers - Mr. Harshad Borawake and Mr. Mahendra Jajoo

Period	Mirae Asset Balanced Advantage Fund	Scheme Benchmark*	Additional Benchmark**
Last 1 Year	8.13%	9.98%	9.01%
Since Inception	12.05%	11.15%	13.63%
Value of Rs. 10000 invested (in Rs.) Since Inception	13,627	13,332	14,158
NAV as on 30th Apr, 2025	₹13.627		
Index Value 30th Apr, 2025	Index Value of Scheme Benchmark is 15,901.790 and Nifty 50 Index (TRI) is 36,274.870		
Allotment Date	11th August 2022		
Scheme Benchmark	*Nifty 50 Hybrid Composite Debt 50:50 Index		
Additional Benchmark	**Nifty 50 Index (TRI)		

FUND PERFORMANCE

MIRAE ASSET Mutual Fund

Monhtly Factsheet as on 30 April , 2025

Mirae Asset Global X Artificial Intelligence & Technology ETF Fund of Fund - Fund Managers - Mr. Siddharth Srivastava

Period	Mirae Asset Global X Artificial Intelligence & Technology ETF Fund of Fund	Scheme Benchmark*	Additional Benchmark**
Last 1 Year	16.75%	18.20%	9.01%
Since Inception	25.85%	27.45%	14.09%
Value of Rs. 10000 invested (in Rs.) Since Inception	18,377	19,002	14,175
NAV as on 30th Apr, 2025	₹18.377		
Index Value 30th Apr, 2025	Index Value of Scheme Benchmark is 5,976.730 and Nifty 50 Index (TRI) is 36,274.870		
Allotment Date	7th September 2022		
Scheme Benchmark	*Indxx Artificial Intelligence & Big Data Index (TRI) (INR)		
Additional Benchmark	**Nifty 50 Index (TRI)		

Mirae Asset Global Electric & Autonomous Vehicles Equity Passive FOF$^{\varepsilon}$ (Formerly Known as Mirae Asset Global Electric & Autonomous Vehicles ETFs Fund of Fund) - Fund Managers - Mr. Siddharth Srivastava

Period	Mirae Asset Global Electric & Autonomous Vehicles Equity Passive FOF	Scheme Benchmark*	Additional Benchmark**
Last 1 Year	-7.67%	-7.54%	9.01%
Since Inception	-4.91%	0.11%	14.09%
Value of Rs. 10000 invested (in Rs.) Since Inception	8,752	10,030	14,175
NAV as on 30th Apr, 2025	₹8.752		
Index Value 30th Apr, 2025	Index Value of Scheme Benchmark is 1,590.450 and Nifty 50 Index (TRI) is 36,274.870		
Allotment Date	7th September 2022		
Scheme Benchmark	*Solactive Autonomous & Electric Vehicles Index (TRI) (INR)		
Additional Benchmark	**Nifty 50 Index (TRI)		

Mirae Asset Crisil IBX Gilt Index - April 2033 Index Fund - Fund Managers - Mr. Amit Modani

Period	Mirae Asset Crisil IBX Gilt Index - April 2033 Index Fund	Scheme Benchmark*	Additional Benchmark**
Last 1 Year	12.26%	12.76%	12.58%
Since Inception	9.74%	10.26%	9.98%
Value of Rs. 10000 invested (in Rs.) Since Inception	12,650	12,801	12,720
NAV as on 30th Apr, 2025	₹12.6497		
Index Value 30th Apr, 2025	Index Value of Scheme Benchmark is 1,277.3695 and Crisil 10 yr Gilt index is 5,112.0135		
Allotment Date	20th October 2022		
Scheme Benchmark	*CRISIL IBX Gilt Index – April 2033		
Additional Benchmark	**Crisil 10 yr Gilt index		

Mirae Asset Nifty AAA PSU Bond Plus SDL Apr 2026 50:50 Index Fund - Fund Managers - Mr. Amit Modani

Period	Mirae Asset Nifty AAA PSU Bond Plus SDL Apr 2026 50:50 Index Fund	Scheme Benchmark*	Additional Benchmark**
Last 1 Year	8.03%	8.54%	12.58%
Since Inception	7.40%	7.97%	9.98%
Value of Rs. 10000 invested (in Rs.) Since Inception	11,979	12,139	12,720
NAV as on 30th Apr, 2025	₹11.9789		
Index Value 30th Apr, 2025	Index Value of Scheme Benchmark is 1,218.1100 and Crisil 10 yr Gilt index is 5,112.0135		
Allotment Date	20th October 2022		
Scheme Benchmark	*Nifty AAA PSU Bond Plus SDL Apr 2026 50:50 Index		
Additional Benchmark	**Crisil 10 yr Gilt index		

FUND PERFORMANCE

MIRAE ASSET Mutual Fund

Monhtly Factsheet as on 30 April , 2025

Mirae Asset Gold ETF - Fund Managers - Mr. Ritesh Patel and Mr. Akshay Udeshi (Co-fund manager)

Period	Mirae Asset Gold ETF	Scheme Benchmark*
Last 1 Year	29.98%	31.30%
Since Inception	25.02%	26.24%
Value of Rs. 10000 invested (in Rs.) Since Inception	16,313	16,663
NAV as on 30th Apr, 2025	₹92.2167	
Index Value 30th Apr, 2025	Index Value of Scheme Benchmark is 93,92,800.0000	
Allotment Date	20th February 2023	
Scheme Benchmark	*Domestic Price of Physical Gold	

Mirae Asset Nifty 100 Low Volatility 30 ETF - Fund Managers - Ms. Ekta Gala and Mr. Akshay Udeshi@

Period	Mirae Asset Nifty 100 Low Volatility 30 ETF	Scheme Benchmark*	Additional Benchmark**
Last 1 Year	9.84%	10.12%	9.01%
Since Inception	23.02%	23.47%	20.13%
Value of Rs. 10000 invested (in Rs.) Since Inception	15,463	15,584	14,709
NAV as on 30th Apr, 2025	₹197.7922		
Index Value 30th Apr, 2025	Index Value of Scheme Benchmark is 26,942.7400 and Nifty 50 Index TRI is 36,274.8700		
Allotment Date	24th March 2023		
Scheme Benchmark	*Nifty 100 Low Volatility 30 (TRI)		
Additional Benchmark	**Nifty 50 Index TRI		

Mirae Asset Nifty 8-13 yr G-Sec ETF - Fund Managers - Mr. Amit Modani

Period	Mirae Asset Nifty 8-13 yr G-Sec ETF	Scheme Benchmark*	Additional Benchmark**
Last 1 Year	12.47%	12.71%	12.58%
Since Inception	9.90%	10.10%	9.90%
Value of Rs. 10000 invested (in Rs.) Since Inception	12,175	12,220	12,175
NAV as on 30th Apr, 2025	₹28.9522		
Index Value 30th Apr, 2025	Index Value of Scheme Benchmark is 2,906.5700 and Crisil 10 Yr gilt index is 5,112.0135		
Allotment Date	31st March 2023		
Scheme Benchmark	*Nifty 8-13 yr G-Sec Index		
Additional Benchmark	**Crisil 10 Yr gilt index		

Mirae Asset Nifty SDL June 2028 Index Fund - Fund Managers - Mr. Mahendra Jajoo

Period	Mirae Asset Nifty SDL June 2028 Index Fund	Scheme Benchmark*	Additional Benchmark**
Last 1 Year	10.10%	10.89%	12.58%
Since Inception	8.44%	9.10%	9.90%
Value of Rs. 10000 invested (in Rs.) Since Inception	11,839	11,991	12,175
NAV as on 30th Apr, 2025	₹11.8394		
Index Value 30th Apr, 2025	Index Value of Scheme Benchmark is 1,211.1200 and Crisil 10 Yr gilt index is 5,112.0135		
Allotment Date	31st March 2023		
Scheme Benchmark	*Nifty SDL June 2028 Index		
Additional Benchmark	**Crisil 10 Yr gilt index		

FUND PERFORMANCE

MIRAE ASSET Mutual Fund

Monhtly Factsheet as on 30 April , 2025

Mirae Asset Silver ETF - Fund Managers - Mr. Ritesh Patel and Mr. Akshay Udeshi (Co-fund manager)

Period	Mirae Asset Silver ETF	Scheme Benchmark*
Last 1 Year	16.52%	17.55%
Since Inception	12.74%	13.86%
Value of Rs. 10000 invested (in Rs.) Since Inception	12,547	12,786
NAV as on 30th Apr, 2025	₹92.8464	
Index Value 30th Apr, 2025	Index Value of Scheme Benchmark is 93,975.0000	
Allotment Date	9th June 2023	
Scheme Benchmark	*Domestic Price of Physical Silver	

Mirae Asset Nifty Bank ETF - Fund Managers - Ms. Ekta Gala and Mr. Ritesh Patel@

Period	Mirae Asset Nifty Bank ETF	Scheme Benchmark*	Additional Benchmark**
Last 1 Year	12.35%	12.51%	9.01%
Since Inception	10.88%	11.10%	12.89%
Value of Rs. 10000 invested (in Rs.) Since Inception	12,019	12,061	12,409
NAV as on 30th Apr, 2025	₹555.0971		
Index Value 30th Apr, 2025	Index Value of Scheme Benchmark is 76,216.5300 and Nifty 50 TRI is 36,274.8700		
Allotment Date	20th July 2023		
Scheme Benchmark	*Nifty Bank Index (TRI)		
Additional Benchmark	**Nifty 50 TRI		

Mirae Asset Nifty 1D Rate Liquid ETF - IDCW** (Formerly Known as Mirae Asset Nifty 1D Rate Liquid ETF) - Fund Managers - Mr. Amit Modani

Period	Mirae Asset Nifty 1D Rate Liquid ETF - IDCW	Scheme Benchmark*	Additional Benchmark**
Last 1 Year	5.76%	6.59%	7.86%
Since Inception	6.06%	6.72%	7.53%
Value of Rs. 10000 invested (in Rs.) Since Inception	11,092	11,213	11,364
NAV as on 30th Apr, 2025	₹1,000.0000		
Index Value 30th Apr, 2025	Index Value of Scheme Benchmark is 2,422.1400 and Crisil 1 Year T-bill is 7,699.7883		
Allotment Date	27th July 2023		
Scheme Benchmark	*Nifty 1D Rate Index		
Additional Benchmark	**Crisil 1 Year T-bill		

Mirae Asset BSE Sensex ETF* (Formerly Known as Mirae Asset S&P BSE Sensex ETF) - Fund Managers - Ms. Ekta Gala and Mr. Ritesh Patel@

Period	Mirae Asset BSE Sensex ETF	Scheme Benchmark*
Last 1 Year	8.96%	9.06%
Since Inception	14.32%	14.43%
Value of Rs. 10000 invested (in Rs.) Since Inception	12,365	12,383
NAV as on 30th Apr, 2025	₹81.3971	
Index Value 30th Apr, 2025	Index Value of Scheme Benchmark is 1,24,627.0900	
Allotment Date	29th September 2023	
Scheme Benchmark	*BSE Sensex (TRI)	

FUND PERFORMANCE

MIRAE ASSET Mutual Fund

Monhtly Factsheet as on 30 April , 2025

Mirae Asset Nifty 200 Alpha 30 ETF - Fund Managers - Ms. Ekta Gala and Mr. Akshay Udeshi@

Period	Mirae Asset Nifty 200 Alpha 30 ETF	Scheme Benchmark*	Additional Benchmark**
Last 1 Year	-5.04%	-4.35%	9.06%
Since Inception	22.55%	23.44%	15.48%
Value of Rs. 10000 invested (in Rs.) Since Inception	13,647	13,799	12,461
NAV as on 30th Apr, 2025	₹23.3221		
Index Value 30th Apr, 2025	Index Value of Scheme Benchmark is 29,145.2300 and BSE Sensex (TRI) is 1,24,627.0900		
Allotment Date	20th October 2023		
Scheme Benchmark	*Nifty 200 Alpha 30 (TRI)		
Additional Benchmark	**BSE Sensex (TRI)		

Mirae Asset Nifty IT ETF - Fund Managers - Ms. Ekta Gala and Mr. Ritesh Patel@

Period	Mirae Asset Nifty IT ETF	Scheme Benchmark*	Additional Benchmark**
Last 1 Year	10.18%	10.37%	9.06%
Since Inception	10.85%	11.05%	15.48%
Value of Rs. 10000 invested (in Rs.) Since Inception	11,706	11,738	12,461
NAV as on 30th Apr, 2025	₹36.8385		
Index Value 30th Apr, 2025	Index Value of Scheme Benchmark is 50,126.1400 and BSE Sensex (TRI) is 1,24,627.0900		
Allotment Date	20th October 2023		
Scheme Benchmark	*Nifty IT (TRI)		
Additional Benchmark	**BSE Sensex (TRI)		

Mirae Asset Multi Asset Allocation Fund - Fund Managers - Mr. Harshad Borawake, Mr. Basant Bafna^^, Mr. Siddharth Srivastava and Mr. Ritesh Patel

Period	Mirae Asset Multi Asset Allocation Fund	Scheme Benchmark*
Last 1 Year	11.61%	9.12%
Since Inception	12.84%	12.23%
Value of Rs. 10000 invested (in Rs.) Since Inception	11,625	11,547
NAV as on 30th Apr, 2025	₹11.625	
Index Value 30th Apr, 2025	Index Value of Scheme Benchmark is 115.466	
Allotment Date	31st January 2024	
Scheme Benchmark	*65% Nifty 500 (TRI) + 25% Nifty Short Duration Debt Index + 7.5% Domestic Price of Gold + 2.5% Domestic Price of Silver	

Mirae Asset Nifty Smallcap 250 Momentum Quality 100 ETF - Fund Managers - Ms. Ekta Gala and Mr. Akshay Udeshi@

Period	Mirae Asset Nifty Smallcap 250 Momentum Quality 100 ETF	Scheme Benchmark*
Last 1 Year	-10.81%	-10.09%
Since Inception	-5.18%	-4.29%
Value of Rs. 10000 invested (in Rs.) Since Inception	9,390	9,494
NAV as on 30th Apr, 2025	₹42.1533	
Index Value 30th Apr, 2025	Index Value of Scheme Benchmark is 56,193.1700	
Allotment Date	23rd February 2024	
Scheme Benchmark	*Nifty Smallcap 250 Momentum Quality 100 (TRI)	

FUND PERFORMANCE

MIRAE ASSET Mutual Fund

Monhtly Factsheet as on 30 April , 2025

Mirae Asset Nifty Smallcap 250 Momentum Quality 100 ETF Fund Of Fund - Fund Managers - Ms. Ekta Gala and Mr. Akshay Udeshi@

Period	Mirae Asset Nifty Smallcap 250 Momentum Quality 100 ETF Fund Of Fund	Scheme Benchmark*
Last 1 Year	-11.86%	-10.09%
Since Inception	-5.81%	-4.06%
Value of Rs. 10000 invested (in Rs.) Since Inception	9,327	9,529
NAV as on 30th Apr, 2025	₹9.327	
Index Value 30th Apr, 2025	Index Value of Scheme Benchmark is 56,193.170	
Allotment Date	1st March 2024	
Scheme Benchmark	*Nifty Smallcap 250 Momentum Quality 100 (TRI)	

Mirae Asset Nifty MidSmallcap400 Momentum Quality 100 ETF - Fund Managers - Ms. Ekta Gala and Mr. Akshay Udeshi@

Period	Mirae Asset Nifty MidSmallcap400 Momentum Quality 100 ETF	Scheme Benchmark*
6 Months (Simple Annualized)	-20.14%	-19.72%
Since Inception (Simple Annualized)	-6.02%	-5.44%
Value of Rs. 10000 invested (in Rs.) Since Inception	9,434	9,489
NAV as on 30th Apr, 2025	₹46.0188	
Index Value 30th Apr, 2025	Index Value of Scheme Benchmark is 59,288.2800	
Allotment Date	22nd May 2024	
Scheme Benchmark	*Nifty MidSmallcap400 Momentum Quality 100 (TRI)	

Mirae Asset Nifty MidSmallcap400 Momentum Quality 100 ETF Fund of Fund - Fund Managers - Ms. Ekta Gala and Mr. Akshay Udeshi@

Period	Mirae Asset Nifty MidSmallcap400 Momentum Quality 100 ETF Fund of Fund	Scheme Benchmark*
6 Months (Simple Annualized)	-21.30%	-19.72%
Since Inception (Simple Annualized)	-8.10%	-5.06%
Value of Rs. 10000 invested (in Rs.) Since Inception	9,254	9,535
NAV as on 30th Apr, 2025	₹9.254	
Index Value 30th Apr, 2025	Index Value of Scheme Benchmark is 59,288.280	
Allotment Date	30th May 2024	
Scheme Benchmark	*Nifty MidSmallcap400 Momentum Quality 100 (TRI)	

Mirae Asset Nifty EV and New Age Automotive ETF - Fund Managers - Ms. Ekta Gala and Mr. Akshay Udeshi

Period	Mirae Asset Nifty EV and New Age Automotive ETF	Scheme Benchmark*
6 Months (Simple Annualized)	-24.17%	-23.80%
Since Inception (Simple Annualized)	-22.28%	-21.87%
Value of Rs. 10000 invested (in Rs.) Since Inception	8,205	8,238
NAV as on 30th Apr, 2025	₹27.2096	
Index Value 30th Apr, 2025	Index Value of Scheme Benchmark is 2,904.1400	
Allotment Date	10th July 2024	
Scheme Benchmark	*Nifty EV and New Age Automotive (TRI)	

FUND PERFORMANCE

MIRAE ASSET Mutual Fund

Monhtly Factsheet as on 30 April , 2025

Mirae Asset Nifty 200 Alpha 30 ETF Fund of Fund - Fund Managers - Ms. Ekta Gala and Mr. Akshay Udeshi@

Period	Mirae Asset Nifty 200 Alpha 30 ETF Fund of Fund	Scheme Benchmark*
6 Months (Simple Annualized)	-22.43%	-20.66%
Since Inception (Simple Annualized)	-23.36%	-22.19%
Value of Rs. 10000 invested (in Rs.) Since Inception	8,166	8,261
NAV as on 30th Apr, 2025	₹8.166	
Index Value 30th Apr, 2025	Index Value of Scheme Benchmark is 29,145.230	
Allotment Date	26th July 2024	
Scheme Benchmark	*Nifty 200 Alpha 30 (TRI)	

Mirae Asset Nifty500 Multicap 50:25:25 ETF - Fund Managers - Ms. Ekta Gala and Mr. Ritesh Patel@

Period	Mirae Asset Nifty500 Multicap 50:25:25 ETF	Scheme Benchmark*
6 Months (Simple Annualized)	-9.50%	-9.37%
Since Inception (Simple Annualized)	-12.88%	-12.57%
Value of Rs. 10000 invested (in Rs.) Since Inception	9,123	9,144
NAV as on 30th Apr, 2025	₹15.1414	
Index Value 30th Apr, 2025	Index Value of Scheme Benchmark is 19,616.2700	
Allotment Date	30th August 2024	
Scheme Benchmark	*Nifty500 Multicap 50:25:25 (TRI)	

Mirae Asset Nifty PSU Bank ETF - Fund Managers - Ms. Ekta Gala and Mr. Akshay Udeshi

Period	Mirae Asset Nifty PSU Bank ETF	Scheme Benchmark*
6 Months (Simple Annualized)	-5.55%	-5.42%
Since Inception (Simple Annualized)	-5.84%	-5.63%
Value of Rs. 10000 invested (in Rs.) Since Inception	9,662	9,675
NAV as on 30th Apr, 2025	₹65.3401	
Index Value 30th Apr, 2025	Index Value of Scheme Benchmark is 8,856.3700	
Allotment Date	1st October 2024	
Scheme Benchmark	*Nifty PSU Bank (TRI)	

Mirae Asset Nifty Metal ETF - Fund Managers - Ms. Ekta Gala and Mr. Akshay Udeshi

Period	Mirae Asset Nifty Metal ETF	Scheme Benchmark*
6 Months (Simple Annualized)	-15.19%	-14.95%
Since Inception (Simple Annualized)	-25.37%	-25.09%
Value of Rs. 10000 invested (in Rs.) Since Inception	8,457	8,476
NAV as on 30th Apr, 2025	₹8.5882	
Index Value 30th Apr, 2025	Index Value of Scheme Benchmark is 12,892.8800	
Allotment Date	3rd October 2024	
Scheme Benchmark	*Nifty Metal (TRI)	

FUND PERFORMANCE

MIRAE ASSET Mutual Fund

Monhtly Factsheet as on 30 April , 2025

Mirae Asset Nifty LargeMidcap 250 Index Fund - Fund Managers - Ms. Ekta Gala and Mr. Ritesh Patel@

Period	Mirae Asset Nifty LargeMidcap 250 Index Fund	Scheme Benchmark*
6 Months (Simple Annualized)	-6.11%	-5.00%
Since Inception (Simple Annualized)	-6.71%	-5.77%
Value of Rs. 10000 invested (in Rs.) Since Inception	9,649	9,698
NAV as on 30th Apr, 2025	₹9.6487	
Index Value 30th Apr, 2025	Index Value of Scheme Benchmark is 19,787.5900	
Allotment Date	24th October 2024	
Scheme Benchmark	*Nifty LargeMidcap 250 (TRI)	

Mirae Asset Nifty 50 Index Fund - Fund Managers - Ms. Ekta Gala and Mr. Ritesh Patel@

Period	Mirae Asset Nifty 50 Index Fund	Scheme Benchmark*
6 Months (Simple Annualized)	0.62%	1.71%
Since Inception (Simple Annualized)	-0.72%	0.25%
Value of Rs. 10000 invested (in Rs.) Since Inception	9,963	10,013
NAV as on 30th Apr, 2025	₹9.9627	
Index Value 30th Apr, 2025	Index Value of Scheme Benchmark is 36,274.8700	
Allotment Date	24th October 2024	
Scheme Benchmark	*Nifty 50 (TRI)	

Mirae Asset Gold ETF Fund of Fund - Fund Managers - Ms. Ritesh Patel and Mr. Akshay Udeshi

Period	Mirae Asset Gold ETF Fund of Fund	Scheme Benchmark*
6 Months (Simple Annualized)	40.54%	41.09%
Since Inception (Simple Annualized)	44.16%	45.06%
Value of Rs. 10000 invested (in Rs.) Since Inception	12,061	12,100
NAV as on 30th Apr, 2025	₹12.061	
Index Value 30th Apr, 2025	Index Value of Scheme Benchmark is 93,92,800.000	
Allotment Date	25th October 2024	
Scheme Benchmark	*Domestic Price of physical gold	

Mirae Asset Nifty Total Market Index Fund - Fund Managers - Ms. Ekta Gala and Mr. Ritesh Patel@

Period	Mirae Asset Nifty Total Market Index Fund	Scheme Benchmark*
6 Months (Simple Annualized)	-7.11%	-6.24%
Since Inception (Simple Annualized)	-6.14%	-5.42%
Value of Rs. 10000 invested (in Rs.) Since Inception	9,686	9,723
NAV as on 30th Apr, 2025	₹9.6858	
Index Value 30th Apr, 2025	Index Value of Scheme Benchmark is 16,097.7100	
Allotment Date	28th October 2024	
Scheme Benchmark	*Nifty Total Market (TRI)	

Past Performance may or may not sustained in future..

For computation of since inception returns (%) the allotment NAV has been taken as ₹1000.00 for Mirae Asset Liquid Fund, Mirae Asset Dynamic Bond Fund, Fund Mirae Asset Overnight Fund & Mirae Asset Money Market Fund and ₹10.00 for all other Schemes. In case, the start / end date of the concerned period is a non-business date (NBD), the NAV of the previous date is considered for computation of returns.
Returns (%) for less than 1 year calculated on simple annualized basis. The calculations of returns shall assume reinvestment of all payouts at the then prevailing NAV. CAGR - Compounded Annualised Growth returns. NAV (per unit) is at the end of the period. **Standard benchmark prescribed as per the applicable SEBI circular.
For Mirae Asset Low Duration Fund the returns are for Regular Savings Plan - Growth Option. Returns for others scheme are provided for Regular Plan Growth Option. Load is not considered for computation of return Nifty 1D Rate Liquid ETF-Growth, Mirae Asset Nifty India New Age Consumption ETF, Mirae Asset Nifty India New Age Consumption ETF Fund of Fund, Mirae Asset Small Cap Fund, Mirae Asset BSE 200 Equal Weight ETF, Mirae Asset BSE 200 Equal Weight ETF Fund of Fund, Mirae Asset BSE Select IPO ETF and Mirae Asset BSE Select IPO ETF Fund of Fund are in existence for less than 6 Months, as per SEBI regulation performance of the schemes has not been shown.
Latest available NAV has been taken for return calculation wherever applicable.
*Pursuant to notice cum addendum no. 28/2024, the name of scheme of Mirae Asset Mutual Fund has been changed with effect from June 01, 2024.
**Pursuant to notice cum addendum no. 54/2024, the name of scheme of Mirae Asset Mutual Fund has been changed with effect from October 23, 2024.
Ω Pursuant to notice cum addendum no. 62/2023, the name of schemes of Mirae Asset Mutual Fund has been Changed with effect from December 15,2023.
@@Pursuant to notice cum addendum no. 06/2025, Fund Manager of the scheme has been changed with effect from February 05, 2025.
^^ Pursuant to notice cum addendum no. 09/2025, Fund Manager of the scheme has been changed with effect from February 14, 2025.
@ Pursuant to notice cum addendum no. 14/2025, Fund Manager of the scheme has been changed with effect from March 12, 2025.
ε Pursuant to notice cum addendum no. 29/2025, the name of scheme of Mirae Asset Mutual Fund has been changed with effect from May 06, 2025. Please visit the website for more details:
Please visit the website for more details:https://www.miraeassetmf.co.in/downloads/statutory-disclosure/addendum

Riskometer

MIRAE ASSET Mutual Fund

Name of The Scheme	These products are suitable for investors who are seeking**	Riskometer	
Mirae Asset Liquid Fund (Liquid Fund - An open ended liquid scheme. A relatively low interest rate risk and moderate credit risk)	• Optimal returns over short term • Investment in a portfolio of short duration money market and debt instruments with residual maturity up to 91 days only	Scheme Riskometer *The risk of the scheme is Low to Moderate*	Scheme Benchmark: Nifty Liquid Index A-I Benchmark Riskometer 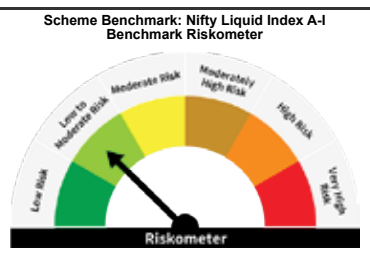 *The risk of the benchmark is Low to Moderate*
Mirae Asset Aggressive Hybrid Fund (Aggressive Hybrid Fund - An open ended hybrid scheme investing predominantly in equity and equity related instruments)	• Capital appreciation along with current income over long term • Aggressive hybrid fund investing predominantly in equities & equity related instruments with balance exposure to debt & money market instruments	Scheme Riskometer 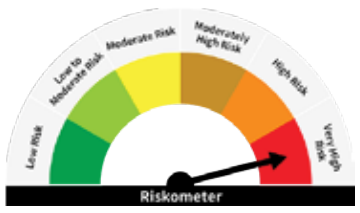 *The risk of the scheme is Very High*	Scheme Benchmark: CRISIL Hybrid 35+65 - Aggressive Index Benchmark Riskometer 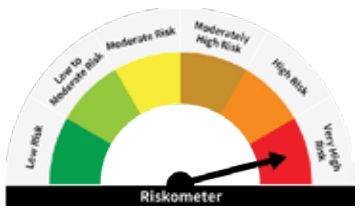 *The risk of the benchmark is Very High*
Mirae Asset Dynamic Bond Fund (Dynamic Bond Fund - An open ended dynamic debt scheme investing across duration. A relatively high interest rate risk and relatively high credit risk)	• Optimal returns over short to medium term • To generate optimal returns through active management of a portfolio of debt and money market instruments	Scheme Riskometer 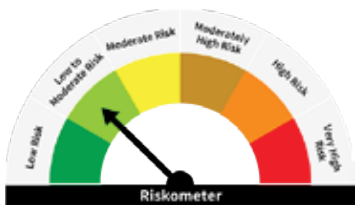 *The risk of the scheme is Low to Moderate*	Scheme Benchmark: CRISIL Dynamic Bond A-III Index Benchmark Riskometer *The risk of the benchmark is Moderate*
Mirae Asset Equity Savings Fund (Equity Savings Fund - An open ended scheme investing in equity, arbitrage and debt)	• Capital appreciation and income distribution • Investment in equity and equity related instruments, arbitrage opportunities and debt & money market instruments	Scheme Riskometer 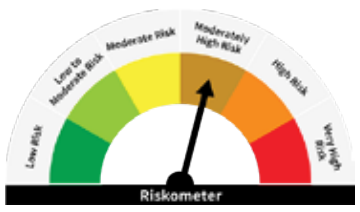 *The risk of the scheme is Moderately High*	Scheme Benchmark: Nifty Equity Savings Index Benchmark Riskometer 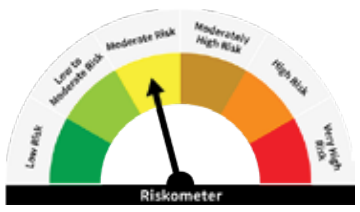 *The risk of the benchmark is Moderate*
Mirae Asset Overnight Fund (Overnight Fund - An open ended debt scheme investing in overnight securities. A relatively low interest rate risk and relatively low credit risk)	• Regular income over a short term that may be in line with the overnight call rates • Investment in overnight securities	Scheme Riskometer 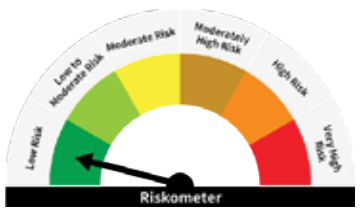 *The risk of the scheme is Low*	Scheme Benchmark: Nifty 1D Rate Index Benchmark Riskometer 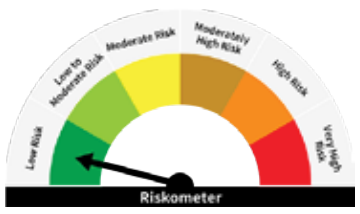 *The risk of the benchmark is Low*
Mirae Asset Arbitrage Fund (Arbitrage Fund - An open ended scheme investing in arbitrage opportunities)	• Income over short term • Investments predominantly in arbitrage opportunities in the cash and derivative segments and the arbitrage opportunities available within the derivative segment	Scheme Riskometer *The risk of the scheme is Low*	Scheme Benchmark: Nifty 50 Arbitrage Index Benchmark Riskometer 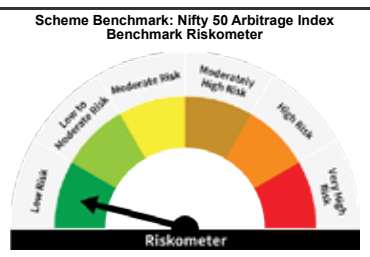 *The risk of the benchmark is Low*
Mirae Asset Money Market Fund (Money Market Fund - An open ended debt scheme investing in money market instruments. A relatively low interest rate risk and moderate credit risk)	• Short term savings • Investments predominantly in money market instruments	Scheme Riskometer *The risk of the scheme is Low to Moderate*	Scheme Benchmark: Nifty Money Market Index A-I Benchmark Riskometer 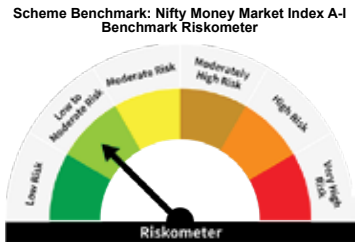 *The risk of the benchmark is Low to Moderate*
Mirae Asset Balanced Advantage Fund (Balanced Advantage Fund - An open-ended Dynamic Asset Allocation Fund)	• To generate long-term capital appreciation/income • Investment in equity, equity related securities & debt, money market instruments while managing risk through active allocation	Scheme Riskometer *The risk of the scheme is Very High*	Scheme Benchmark: Nifty 50 Hybrid Composite Debt 50:50 Index Benchmark Riskometer 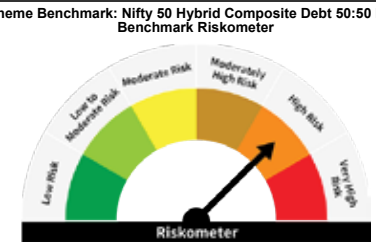 *The risk of the benchmark is High*
Mirae Asset Multi Asset Allocation Fund (Multi Asset Allocation Fund - An open ended scheme investing in equity, debt & money market instruments, Gold ETFs, Silver ETFs and exchange traded commodity derivatives)	• To generate long term capital appreciation/income • Investments in equity, debt & money market instruments, commodity ETFs and exchange traded commodity derivatives.	Scheme Riskometer 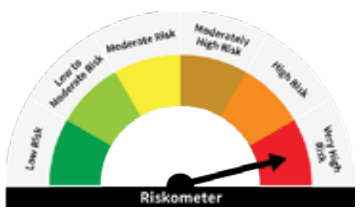 *The risk of the scheme is Very High*	Scheme Benchmark: 65% Nifty 500 (TRI) + 25% Nifty Short Duration Debt Index + 7.5% Domestic Price of Gold + 2.5% Domestic Price of Silver Benchmark Riskometer 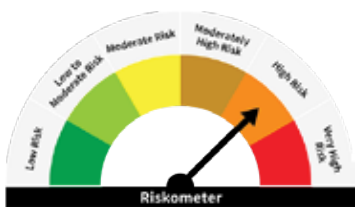 *The risk of the benchmark is High*

**Investors should consult their financial advisers if they are not clear about the suitability of the product.

PRC Matrix

MIRAE ASSET Mutual Fund

Name of The Scheme	These products are suitable for investors who are seeking**	PRC Matrix
Mirae Asset Liquid Fund	• Optimal returns over short term • Investment in a portfolio of short duration money market and debt instruments with residual maturity up to 91 days only	Potential Risk Class Matrix (PRC) Credit Risk → / Interest Rate Risk ↓ | Relatively Low (Class A) | Moderate (Class B) | Relatively High (Class C) Relatively Low (Class I) | | B-I | Moderate (Class II) | | | Relatively High (Class III) | | |
Mirae Asset Dynamic Bond Fund	• Optimal returns over short to medium term • To generate optimal returns through active management of a portfolio of debt and money market instruments	Potential Risk Class Matrix (PRC) Credit Risk → / Interest Rate Risk ↓ | Relatively Low (Class A) | Moderate (Class B) | Relatively High (Class C) Relatively Low (Class I) | | | | Moderate (Class II) | | | | Relatively High (Class III) | | | C-III
Mirae Asset Overnight Fund	• Regular income over a short term that may be in line with the overnight call rates • Investment in overnight securities	Potential Risk Class Matrix (PRC) Credit Risk → / Interest Rate Risk ↓ | Relatively Low (Class A) | Moderate (Class B) | Relatively High (Class C) Relatively Low (Class I) | A-I | | | Moderate (Class II) | | | | Relatively High (Class III) | | |
Mirae Asset Money Market Fund	• Short term savings • Investments predominantly in money market instruments	Potential Risk Class Matrix (PRC) Credit Risk → / Interest Rate Risk ↓ | Relatively Low (Class A) | Moderate (Class B) | Relatively High (Class C) Relatively Low (Class I) | | B-I | Moderate (Class II) | | | | Relatively High (Class III) | | |
Mirae Asset Nifty SDL Jun 2027 Index Fund	• Income over long term • Open ended Target Maturity Index Fund that seeks to track Nifty SDL Jun 2027 Index	Potential Risk Class Matrix (PRC) Credit Risk → / Interest Rate Risk ↓ | Relatively Low (Class A) | Moderate (Class B) | Relatively High (Class C) Relatively Low (Class I) | | | | Moderate (Class II) | | | | Relatively High (Class III) | A-III | |
Mirae Asset Crisil IBX Gilt Index - April 2033 Index Fund	• Income over the Target maturity period • Open ended Target Maturity Index Fund that seeks to track CRISIL IBX Gilt Index - April 2033	Potential Risk Class Matrix (PRC) Credit Risk → / Interest Rate Risk ↓ | Relatively Low (Class A) | Moderate (Class B) | Relatively High (Class C) Relatively Low (Class I) | | | | Moderate (Class II) | | | | Relatively High (Class III) | A-III | |
Mirae Asset Nifty AAA PSU Bond Plus SDL Apr 2026 50:50 Index Fund	• Income over the Target maturity period • Open ended target maturity index fund that seeks to track Nifty AAA PSU Bond Plus SDL Apr 2026 50:50 Index	Potential Risk Class Matrix (PRC) Credit Risk → / Interest Rate Risk ↓ | Relatively Low (Class A) | Moderate (Class B) | Relatively High (Class C) Relatively Low (Class I) | | | | Moderate (Class II) | | | | Relatively High (Class III) | A-III | |
Mirae Asset Nifty 8-13 yr G-Sec ETF	• Income over long term • Investment in securities in line with Nifty 8-13 yr G-Sec Index to generate comparable returns subject to tracking errors	Potential Risk Class Matrix (PRC) Credit Risk → / Interest Rate Risk ↓ | Relatively Low (Class A) | Moderate (Class B) | Relatively High (Class C) Relatively Low (Class I) | | | | Moderate (Class II) | | | | Relatively High (Class III) | A-III | |
Mirae Asset Nifty SDL June 2028 Index Fund	• Income over long term • Investment in securities in line with Nifty SDL June 2028 Index to generate comparable returns subject to tracking errors	Potential Risk Class Matrix (PRC) Credit Risk → / Interest Rate Risk ↓ | Relatively Low (Class A) | Moderate (Class B) | Relatively High (Class C) Relatively Low (Class I) | | | | Moderate (Class II) | | | | Relatively High (Class III) | A-III | |
Mirae Asset Nifty 1D Rate Liquid ETF - IDCW	• A liquid exchange traded fund that aims to provide returns commensurate with low risk and providing a high level of liquidity • Short term savings solution	Potential Risk Class Matrix (PRC) Credit Risk → / Interest Rate Risk ↓ | Relatively Low (Class A) | Moderate (Class B) | Relatively High (Class C) Relatively Low (Class I) | A-I | | | Moderate (Class II) | | | | Relatively High (Class III) | | |
Mirae Asset Nifty 1D Rate Liquid ETF - Growth	• A liquid exchange traded fund that aims to provide returns commensurate with low risk and providing high level of liquidity • Short-term saving solution	Potential Risk Class Matrix (PRC) Credit Risk → / Interest Rate Risk ↓ | Relatively Low (Class A) | Moderate (Class B) | Relatively High (Class C) Relatively Low (Class I) | A-I | | | Moderate (Class II) | | | | Relatively High (Class III) | | |

**Investors should consult their financial advisers if they are not clear about the suitability of the product.

DISCLAIMER

MIRAE ASSET Mutual Fund

Fund Manager Experiences

- **Mr. Mahendra Jajoo** has over 31 years of experience in the field of financial services including 14 years of experience in Fixed Income funds management.
- **Mr. Harshad Borawake** has over 20 years of experience in Investment Analysis & Research.
- **Mr. Vrijesh Kasera** has over 17 years of experience in Investment Analysis & Research.
- **Ms. Bharti Sawant** has 17 years of experience in equity research analysis.
- **Ms. Ekta Gala** has over 7 years of experience in ETF Dealing and Investment Management.
- **Mr. Amit Modani** has over 13 years of experience in Fixed Income Dealing and Fund Management.
- **Mr. Siddharth Srivastava** has more than 14 years of experience in the field of financial services and stock markets.
- **Mr. Ritesh Patel** has over 12 years of experience in the field of Commodities Market.
- **Mr. Akshay Udeshi** has over 5 years of experience in the field of Financial Services.

For Equity Funds:
Current Monthly Average Expense Ratio for Growth Option (#)
(Effective Date 01st April, 2019)
Regular Plan:
2.25% on the first ₹ 500 crores of the daily net assets
2.00% on the next ₹ 250 crores of the daily net assets
1.75% on the next ₹ 1,250 crores of the daily net assets
1.60% on the next ₹ 3,000 crores of the daily net assets
1.50% on the next ₹ 5,000 crores of the daily net assets
Total expense ratio reduction of 0.05% for every increase of ₹ 5,000 crores of daily net assets or part there of, on the next ₹ 40,000 crores of the daily net assets
1.05% on the balance of the assets
In addition to the above a charge of 5bps on the daily net assets; Plus, a proportionate charge in respect to sales beyond T-30 cities subject to maximum of 30 bps on daily net assets may also be charged
Excluding Statutory levies on Investment Management Fee.
For Direct Plans (Effective Date 01st April, 2019)#:
The above Monthly Average Expense Ratio will also be applicable for Direct Plans except that the Direct Plan shall have a lower Monthly Average Expense Ratio excluding distribution expenses, commission, etc. and no commission for distribution of Units will be paid / charged under Direct Plan.
For Exchange Traded Fund:
Current Monthly Average Expense Ratio for Growth Option (#)
(Effective Date 01stApril, 2019)
Regular Plan: 1.00% of the daily net assets
(#) Any change in the Expense Ratio will be updated on AMC Website.

For Liquid / Debt Funds:
Current Monthly Average Expense Ratio for Growth Option (#)
(Effective Date 01st April, 2019)
Regular Plan:
2.00% on the first ₹ 500 crores of the daily net assets
1.75% on the next ₹ 250 crores of the daily net assets
1.50% on the next ₹ 1,250 crores of the daily net assets
1.35% on the next ₹ 3,000 crores of the daily net assets
1.25% on the next ₹ 5,000 crores of the daily net assets
Total expense ratio reduction of 0.05% for every increase of ₹ 5,000 crores of daily net assets or part there of, on the next ₹ 40,000 crores of the daily net assets
0.80% on the balance of the assets
In addition to the above a charge of 5bps on the daily net assets; Plus, a proportionate charge in respect to sales beyond T-30 cities subject to maximum of 30 bps on daily net assets may also be charged
Excluding Statutory levies on Investment Management Fee.
For Debt Oriented Close Ended Scheme: Current Monthly Average Expense Ratio for Growth Option (#)
(Effective Date 01stApril, 2019)
Regular Plan: 1.00% of the daily net assets
For Direct Plans (Effective Date 01st April, 2019)#:
The above Monthly Average Expense Ratio will also be applicable for Direct Plans except that the Direct Plan shall have a lower Monthly Average Expense Ratio excluding distribution expenses, commission, etc. and no commission for distribution of Units will be paid / charged under Direct Plan.
(#) Any change in the Expense Ratio will be updated on AMC Website.

@The Volatility, Beta, R Squared, Sharpe Ratio & Information Ratio are calculated on returns from last three years Monthly data points.
Risk free rate: FBILOVERNIGHTMIBOR as on 30th April 2025.
^Basis last rolling 12 months.

IDCW is gross IDCW. As per current Income Tax Rules, for financial year 2023-24 IDCW under equity scheme is tax free in the hands of investors, whereas for IDCW under Debt schemes applicable statutory levies, if any, needs to be adjusted by the AMC. The fiscal rules / tax laws are subject to change. For further details, please refer to the section titled "Taxation" in the Statement of Additional Information of Mirae Asset Mutual Fund. In view of the individual nature of tax consequences, each investor is advised to consult his / her professional tax advisor.

Statutory Details: Sponsor: Mirae Asset Global Investments Company Limited. Trustee: Mirae Asset Trustee Company Private Limited; Investment Manager: Mirae Asset Investment Managers (India) Private Limited.

ASSET ALLOCATION

MIRAE ASSET Mutual Fund

ASSET ALLOCATION

Mirae Asset NIFTY 50 ETF (NSE Symbol : NIFTYETF, BSE Code: 542131)

Instruments	Indicative allocations (% of total assets)	
	Minimum	Maximum
Securities included in the Nifty 50 Index	95%	100%
Money market instruments & Debt securities, Instruments and/or units of debt/liquid schemes of domestic Mutual Funds	0%	5%

Mirae Asset Nifty Next 50 ETF (NSE Symbol : NEXT50, BSE Code: 542922)

Instruments	Indicative allocations (% of total assets)	
	Minimum	Maximum
Securities included in the Nifty Next 50 Index	95%	100%
Money market instruments / debt securities,Instruments and/or units of debt/ liquid schemes of domestic Mutual Funds, but excluding subscription and redemption cash flow*	0%	5%

*Subscription cash flow is the subscription money in transit before deployment and redemption cash flow is the money kept aside for meeting redemptions.

Mirae Asset Nifty Financial Services ETF (NSE Symbol : BFSI, BSE Code: 543323)

Instruments	Indicative allocations (% of total assets)	
	Minimum	Maximum
Securities included in the Nifty Financial Services Index	95%	100%
Money market instruments / debt securities, Instruments and/or units of debt/ liquid schemes of domestic Mutual Funds	0%	5%

Mirae Asset Nifty India Manufacturing ETF (NSE Symbol : MAKEINDIA, BSE Code: 543454)

Instruments	Indicative allocations (% of total assets)	
	Minimum	Maximum
Securities included in the Nifty India Manufacturing Index	95%	100%
Money market instruments / debt securities, Instruments and/or units of debt/liquid schemes of domestic Mutual Funds	0%	5%

Mirae Asset Nifty Midcap 150 ETF (NSE Symbol : MIDCAPETF, BSE Code: 543481)

Instruments	Indicative allocations (% of total assets)	
	Minimum	Maximum
Securities included in the Nifty Midcap 150 Index	95%	100%
Money market instruments including Tri Party REPO/ debt securities, Instruments and/or units of debt/liquid schemes of domestic Mutual Funds.	0%	5%

Mirae Asset Nifty 100 Low Volatility 30 ETF (NSE Symbol : LOWVOL, BSE Code: 543858)

Instruments	Indicative allocations (% of total assets)	
	Minimum	Maximum
Securities included in the Nifty 100 Low Volatility 30 Index	95%	100%
Money market instruments / debt securities, Instruments and/or units of debt/liquid schemes of domestic Mutual Funds.	0%	5%

Mirae Asset BSE Sensex ETF# (NSE Symbol : SENSEXETF, BSE Code: 543999)

Instruments	Indicative allocations (% of total assets)	
	Minimum	Maximum
Securities included in the BSE Sensex Index	95%	100%
Money market instruments / debt securities, Instruments and/or units of debt/liquid schemes of domestic Mutual Funds.	0%	5%

#Pursuant to notice cum addendum no. 28/2024, the name of scheme of Mirae Asset Mutual Fund has been changed with effect from June 01, 2024.

Mirae Asset Nifty 200 Alpha 30 ETF (NSE Symbol : ALPHAETF, BSE Code: 544007)

Instruments	Indicative allocations (% of total assets)	
	Minimum	Maximum
Securities included in the Nifty 200 Alpha 30 Index	95%	100%
Money market instruments including Tri Party REPO/ debt securities, Instruments and/or units of debt/liquid schemes of domestic Mutual Funds	0%	5%

Mirae Asset Nifty Smallcap 250 Momentum Quality 100 ETF (NSE Symbol : SMALLCAP, BSE Code: 544130)

Instruments	Indicative allocations (% of total assets)	
	Minimum	Maximum
Securities included in the Nifty Smallcap 250 Momentum Quality 100 Index	95%	100%
Money market instruments / debt securities, Instruments and/or units of debt/liquid schemes of domestic Mutual Funds.	0%	5%

Mirae Asset Nifty Midsmallcap400 Momentum Quality 100 ETF (NSE Symbol : MIDSMALL, BSE Code: 544180)

Instruments	Indicative allocations (% of total assets)	
	Minimum	Maximum
Securities included in the Nifty MidSmallcap400 Momentum Quality 100 Index	95%	100%
Money market instruments / debt securities, Instruments and/or units of debt/liquid schemes of domestic Mutual Funds.	0%	5%

Mirae Asset Nifty500 Multicap 50:25:25 ETF (NSE Symbol : MULTICAP, BSE Code: 544241)

Instruments	Indicative allocations (% of total assets)	
	Minimum	Maximum
Securities included in the Nifty500 Multicap 50:25:25 Index	95%	100%
Money market instruments including Tri Party REPO/ debt securities, Instruments and/or units of debt/liquid schemes of domestic Mutual Funds.	0%	5%

Mirae Asset Nifty 100 ESG Sector Leaders ETF (NSE Symbol : ESG, BSE Code: 543246)

Instruments	Indicative allocations (% of total assets)	
	Minimum	Maximum
Securities included in the Nifty100 ESG Sector Leaders Index	95%	100%
Money market instruments / debt securities, Instruments and/or units of debt/liquid schemes of domestic Mutual Funds.	0%	5%

ASSET ALLOCATION

MIRAE ASSET Mutual Fund

ASSET ALLOCATION

Mirae Asset NYSE FANG + ETF (NSE Symbol : MAFANG, BSE Code: 543291)

Instruments	Indicative allocations (% of total assets)	
	Minimum	Maximum
Securities included in the NYSE FANG+ Index	95%	100%
Money market instruments / debt securities, Instruments and/or units of schemes of domestic Mutual Funds.	0%	5%

Mirae Asset S&P 500 Top 50 ETF (NSE Symbol : MASPTOP50, BSE Code: 543365)

Instruments	Indicative allocations (% of total assets)	
	Minimum	Maximum
Securities included in the S&P 500 Top 50 Index	95%	100%
Money market instruments / debt securities, Instruments and/or units of schemes of domestic Mutual Funds.	0%	5%

Mirae Asset Hang Seng TECH ETF (NSE Symbol : MAHKTECH, BSE Code: 543414)

Instruments	Indicative allocations (% of total assets)	
	Minimum	Maximum
Securities included in the Hang Seng TECH Index	95%	100%
Money market instruments** / debt securities, Instruments and/or units of schemes of domestic Mutual Funds	0%	5%

**Money Market Instruments will include TREPS, Commercial Paper, Certificates of Deposit, Treasury Bills, Bills Rediscounting, Repos, short-term Government securities and any other such short-term instruments as may be allowed under the regulations prevailing from time to time.

Mirae Asset Gold ETF (NSE Symbol : GOLDETF, BSE Code: 543781)

Instruments	Indicative allocations (% of total assets)	
	Minimum	Maximum
Gold and gold related instruments*	95%	100%
Money market instruments** including Tri Party REPO/ debt securities, Instruments and/or units of debt/liquid schemes of domestic Mutual Funds.	0%	5%

*includes physical Gold and other gold related instruments^ which may be permitted by Regulator from time to time. Exchange Traded Commodity Derivatives (ETCDs) having gold as the underlying shall be considered as 'gold related instrument' for Gold ETF. Further, "Gold Monetization Scheme" (GMS) of Banks shall be considered as 'gold related instrument' **Money Market Instruments will include TREPS, Commercial Paper, Certificates of Deposit, Treasury Bills, Bills Rediscounting, Repos, short-term Government securities and any other such short-term instruments as may be allowed under the regulations prevailing from time to time.

Mirae Asset Silver ETF (NSE Symbol : SILVRETF, BSE Code: 543922)

Instruments	Indicative allocations (% of total assets)	
	Minimum	Maximum
Silver*	95%	100%
Money market instruments** including Tri Party REPO/ debt securities, Instruments and/or units of debt/liquid schemes of domestic Mutual Funds.	0%	5%

*includes physical silver and other silver related instruments^ which may be permitted by Regulator from time to time. Exchange Traded Commodity Derivatives (ETCDs) having silver as the underlying shall be considered as 'silver related instrument' for Silver ETF. **Money Market Instruments will include TREPS, Commercial Paper, Certificates of Deposit, Treasury Bills, Bills Rediscounting, Repos, short-term Government securities and any other such short-term instruments as may be allowed under the regulations prevailing from time to time.

Mirae Asset Nifty Bank ETF (NSE Symbol: BANKETF, BSE Code: 543944)

Instruments	Indicative allocations (% of total assets)	
	Minimum	Maximum
Securities included in the Nifty Bank Index	95%	100%
Money market instruments / debt securities, Instruments and/or units of debt/liquid schemes of domestic Mutual Funds.	0%	5%

Mirae Asset Nifty IT ETF (NSE Symbol : ITETF, BSE Code: 544006)

Instruments	Indicative allocations (% of total assets)	
	Minimum	Maximum
Securities included in the Nifty IT Index	95%	100%
Money market instruments / debt securities, Instruments and/or units of debt/liquid schemes of domestic Mutual Funds.	0%	5%

Mirae Asset Nifty EV and New Age Automotive ETF (NSE Symbol : EVINDIA, BSE Code: 544212)

Instruments	Indicative allocations (% of total assets)	
	Minimum	Maximum
Securities included in the Nifty EV and New Age Automotive Index	95%	100%
Money market instruments including Tri Party REPO/ debt securities, Instruments and/or units of debt/liquid schemes of domestic Mutual Funds.	0%	5%

Mirae Asset Nifty PSU Bank ETF (NSE Symbol : BANKPSU, BSE Code: 544266)

Instruments	Indicative allocations (% of total assets)	
	Minimum	Maximum
Securities included in the Nifty PSU Bank Index	95%	100%
Money market instruments including Tri Party REPO/ debt securities, Instruments and/or units of debt/liquid schemes of domestic Mutual Funds.	0%	5%

Mirae Asset Nifty Metal ETF (NSE Symbol : METAL, BSE Code: 544268)

Instruments	Indicative allocations (% of total assets)	
	Minimum	Maximum
Securities included in the Nifty Metal Index	95%	100%
Money market instruments including Tri Party REPO/ debt securities, Instruments and/or units of debt/liquid schemes of domestic Mutual Funds.	0%	5%

Mirae Asset Nifty 8-13 yr G-Sec ETF (NSE Symbol : GSEC10YEAR, BSE Code: 543875)

Instruments	Indicative allocations (% of total assets)	
	Minimum	Maximum
Government securities, TREPS on Government Securities, Treasury bills	95%	100%
Money Market instruments (Treasury Bills, Government Securities and Tri-party Repo on government securities or T-bills Only)*	0%	5%

*Money Market Instruments will include only treasury bills and government securities having a residual maturity upto one year, Tri-party Repo on government securities or T-bills and any other like instruments as specified by the Reserve Bank of India from time to time.

Mirae Asset Nifty 1D Rate Liquid ETF-IDCW@ (NSE Symbol : LIQUID, BSE Code: 543946)

Instruments	Indicative allocations (% of total assets)	
	Minimum	Maximum
Securities included in the Nifty 1D Rate Index (TREPS)	95%	100%
Units of Liquid schemes, Money Market Instruments* (with maturity not exceeding 91 days), cash & cash equivalents	0%	5%

*Money Market Instruments will include only treasury bills and government securities having a residual maturity upto one year, Tri-party Repo on government securities or T-bills and any other like instruments as specified by the Reserve Bank of India from time to time. @Pursuant to notice cum addendum no. 54/2024, the name of scheme of Mirae Asset Mutual Fund has been changed with effect from October 23, 2024.

ASSET ALLOCATION

MIRAE ASSET Mutual Fund

ASSET ALLOCATION

Mirae Asset Nifty 1D Rate Liquid ETF-Growth (NSE Symbol : LIQUIDPLUS, BSE Code: 544284)

Instruments	Indicative allocations (% of total assets)	
	Minimum	Maximum
Securities included in the Nifty 1D Rate Index	95%	100%
Units of Liquid schemes, Money Market Instruments (with maturity not exceeding 91 days), cash & cash equivalents	0%	5%

Mirae Asset Diversified Equity Allocator Passive FOF#

Instruments	Indicative allocations (% of total assets)	
	Minimum	Maximum
Units of domestic Equity Exchange Traded Funds (ETFs)	95%	100%
Money market instruments / debt securities, Instruments and/or units of debt/liquid schemes of domestic Mutual Funds	0%	5%

Pursuant to notice cum addendum no. 29/2025, the name of scheme of Mirae Asset Mutual Fund has been changed with effect from May 06, 2025.

Mirae Asset Nifty 100 ESG Sector Leaders Fund of Fund

Instruments	Indicative allocations (% of total assets)	
	Minimum	Maximum
Units of Mirae Asset Nifty 100 ESG Sector Leaders ETF	95%	100%
Money market instruments / debt securities, Instruments and/or units of debt/liquid schemes of domestic Mutual Funds	0%	5%

Mirae Asset NYSE FANG + ETF Fund of Fund

Instruments	Indicative allocations (% of total assets)	
	Minimum	Maximum
Units of Mirae Asset NYSE FANG+ ETF	95%	100%
Money market instruments / debt securities, Instruments and/or units of debt/liquid schemes of domestic Mutual Funds	0%	5%

MIRAE ASSET S&P 500 TOP 50 ETF FUND OF FUND

Instruments	Indicative allocations (% of total assets)	
	Minimum	Maximum
Units of Mirae Asset S&P 500 Top 50 ETF	95%	100%
Money market instruments / debt securities, Instruments and/or units of debt/liquid schemes of domestic Mutual Funds	0%	5%

Mirae Asset Hang Seng TECH ETF Fund of Fund

Instruments	Indicative allocations (% of total assets)	
	Minimum	Maximum
Units of Mirae Asset Hang Seng TECH ETF	95%	100%
Money market instruments / debt securities, Instruments and/or units of debt/liquid schemes of domestic Mutual Funds	0%	5%

Mirae Asset Nifty India Manufacturing ETF Fund of Fund

Instruments	Indicative allocations (% of total assets)	
	Minimum	Maximum
Units of Mirae Asset Nifty India Manufacturing ETF	95%	100%
Money market instruments / debt securities, Instruments and/or units of debt/liquid schemes of domestic Mutual Funds	0%	5%

Mirae Asset Global X Artificial Intelligence & Technology ETF Fund of Fund

Instruments	Indicative allocations (% of total assets)	
	Minimum	Maximum
Units of Global X Artificial Intelligence & Technology ETF	95%	100%
Money market instruments including Tri Party REPO/ debt securities	0%	5%

Mirae Asset Global Electric & Autonomous Vehicles Equity Passive FOF#

Instruments	Indicative allocations (% of total assets)	
	Minimum	Maximum
Units of overseas equity Exchange Traded Funds$	95%	100%
Money market instruments including Tri Party REPO/ debt securities, Units of debt/liquid schemes of domestic Mutual Funds	0%	5%

$ The scheme may invest in multiple ETFs which are listed in different countries and tracks various companies which are involved in development of Electric & Autonomous Vehicles and related technology, components and materials across geographies. *The Scheme may invest in the schemes of Mutual Funds (including ETFs) in accordance with the applicable extant SEBI (Mutual Funds) Regulations as amended from time to time. # Pursuant to notice cum addendum no. 29/2025, the name of scheme of Mirae Asset Mutual Fund has been changed with effect from May 06, 2025.

Mirae Asset Nifty Smallcap 250 Momentum Quality 100 ETF Fund Of Fund

Instruments	Indicative allocations (% of total assets)	
	Minimum	Maximum
Units of Mirae Asset Nifty Smallcap 250 Momentum Quality 100 ETF	95%	100%
Money market instruments / debt securities, Instruments and/or units of debt/liquid schemes of domestic Mutual Funds	0%	5%

Mirae Asset Nifty Midsmallcap400 Momentum Quality 100 ETF Fund Of Fund

Instruments	Indicative allocations (% of total assets)	
	Minimum	Maximum
Units of Mirae Asset Nifty MidSmallcap400 Momentum Quality 100 ETF	95%	100%
Money market instruments / debt securities, Instruments and/or units of debt/liquid schemes of domestic Mutual Funds.	0%	5%

Mirae Asset Nifty 200 Alpha 30 ETF Fund of Fund

Instruments	Indicative allocations (% of total assets)	
	Minimum	Maximum
Units of Mirae Asset Nifty200 Alpha 30 ETF	95%	100%
Money market instruments / debt securities, Instruments and/or units of debt/liquid schemes of domestic Mutual Funds.	0%	5%

Mirae Asset Gold ETF Fund Of Fund

Instruments	Indicative allocations (% of total assets)	
	Minimum	Maximum
Units of Mirae Asset Gold ETF*	95%	100%
Money market instruments** including Tri Party REPO/ debt securities, Instruments and/or units of debt/liquid schemes of domestic Mutual Funds	0%	5%

*includes physical Gold and other gold related instruments^ which may be permitted by Regulator from time to time. Exchange Traded Commodity Derivatives (ETCDs) having gold as the underlying shall be considered as 'gold related instrument' for Gold ETF. Further, "Gold Monetization Scheme" (GMS) of Banks shall be considered as 'gold related instrument' **Money Market Instruments will include TREPS, Commercial Paper, Certificates of Deposit, Treasury Bills, Bills Rediscounting, Repos, short-term Government securities and any other such short-term instruments as may be allowed under the regulations prevailing from time to time.

Mirae Asset Nifty LargeMidcap 250 Index Fund

Instruments	Indicative allocations (% of total assets)	
	Minimum	Maximum
Equity Securities covered by Nifty LargeMidcap 250 Total Return Index	95%	100%
Money market instruments / debt securities, Instruments and/or units of debt/liquid schemes of domestic Mutual Funds	0%	5%

Mirae Asset Nifty 50 Index Fund

Instruments	Indicative allocations (% of total assets)	
	Minimum	Maximum
Equity Securities covered by Nifty 50 Total Return Index	95%	100%
Money market instruments / debt securities, Instruments and/or units of debt/liquid schemes of domestic Mutual Funds	0%	5%

Mirae Asset Nifty Total Market Index Fund

Instruments	Indicative allocations (% of total assets)	
	Minimum	Maximum
Equity Securities covered by Nifty Total Market Total Return Index	95%	100%
Money market instruments / debt securities, Instruments and/or units of debt/liquid schemes of domestic Mutual Funds	0%	5%

Mirae Asset Nifty SDL Jun 2027 Index Fund

Instruments	Indicative allocations (% of total assets)	
	Minimum	Maximum
#State Development Loans (SDLs) representing Nifty SDL Jun 2027 Index	95%	100%
Money Market instruments (Treasury Bills, Government Securities and Tri-party Repo on government securities or T-bills Only)*	0%	5%

*Money Market Instruments will include only treasury bills and government securities having a residual maturity upto one year, Tri-party Repo on government securities or T-bills and any other like instruments as specified by the Reserve Bank of India from time to time. #Pursuant to Clause 3.5 SEBI Master Circular dated June 27, 2024 on development of passive funds

Mirae Asset Crisil IBX Gilt Index - April 2033 Index Fund

Instruments	Indicative allocations (% of total assets)	
	Minimum	Maximum
Government Securities (G-Secs) representing CRISIL IBX Gilt Index - April 2033	95%	100%
Money market instruments and/or units of debt/ liquid schemes of domestic Mutual Funds*	0%	5%

*Money Market Instruments will include only treasury bills and government securities having a residual maturity upto one year, Tri-party Repo on government securities or T-bills and any other like instruments as specified by the Reserve Bank of India from time to time.

Mirae Asset Nifty AAA PSU Bond Plus SDL Apr 2026 50:50 Index Fund

Instruments	Indicative allocations (% of total assets)	
	Minimum	Maximum
#Bonds issued by AAA rated Public Sector Undertaking (PSU) and State Development Loans (SDLs) representing Nifty AAA PSU Bond Plus SDL Apr 2026 50:50 Index	95%	100%
Money Market instruments (Treasury Bills, Government Securities and Tri-party Repo on government securities or T-bills Only)*	0%	5%

*Money Market Instruments will include only treasury bills and government securities having a residual maturity upto one year, Tri-party Repo on government securities or T-bills and any other like instruments as specified by the Reserve Bank of India from time to time. #Pursuant to Clause 3.5 SEBI Master Circular dated June 27, 2024 on development of passive funds

Mirae Asset Nifty SDL June 2028 Index Fund

Instruments	Indicative allocations (% of total assets)	
	Minimum	Maximum
State Development Loans (SDLs), Government securities, TREPs on Government Securities, Treasury bills	95%	100%
Money Market instruments (Treasury Bills, Government Securities and Tri-party Repo on government securities or T-bills Only)*	0%	5%

*Money Market Instruments will include only treasury bills and government securities having a residual maturity upto one year, Tri-party Repo on government securities or T-bills and any other like instruments as specified by the Reserve Bank of India from time to time.

Mirae Asset Nifty India New Age Consumption ETF (NSE Symbol: CONSUMER , BSE Scrip Code: 544323)

Instruments	Indicative allocations (% of total assets)	
	Minimum	Maximum
Securities included in Nifty India New Age Consumption Index	95%	100%
Money market instruments* including Tri Party REPO/ debt securities, Instruments and/or units of debt/liquid schemes of domestic Mutual Funds	0%	5%

*Money Market Instruments will include TREPS, Commercial Paper, Certificates of Deposit, Treasury Bills, Bills Rediscounting, Repos, short-term Government securities and any other such short-term instruments as may be allowed under the regulations prevailing from time to time.

Mirae Asset Nifty India New Age Consumption ETF Fund of Fund

Instruments	Indicative allocations (% of total assets)	
	Minimum	Maximum
Units of Mirae Asset Nifty India New Age Consumption ETF	95%	100%
Money market instruments / debt securities, Instruments and/or units of debt/liquid schemes of domestic Mutual Funds	0%	5%

Mirae Asset BSE 200 Equal Weight ETF

Instruments	Indicative allocations (% of total assets)	
	Minimum	Maximum
Securities included in BSE 200 Equal Weight Index	95%	100%
Money market instruments* including Tri Party REPO/ debt securities, Instruments and/or units of debt/liquid schemes of domestic Mutual Funds.	0%	5%

*Money Market Instruments will include TREPS, Commercial Paper, Certificates of Deposit, Treasury Bills, Bills Rediscounting, Repos, short-term Government securities and any other such short-term instruments as may be allowed under the regulations prevailing from time to time.

Mirae Asset BSE 200 Equal Weight ETF Fund of Fund

Instruments	Indicative allocations (% of total assets)	
	Minimum	Maximum
Units of Mirae Asset BSE 200 Equal Weight ETF	95%	100%
Money market instruments / debt securities, Instruments and/or units of debt/liquid schemes of domestic Mutual Funds	0%	5%

ASSET ALLOCATION

MIRAE ASSET Mutual Fund

ASSET ALLOCATION

Mirae Asset BSE Select IPO ETF

Instruments	Indicative allocations (% of total assets)	
	Minimum	Maximum
Securities included in BSE Select IPO Index	95%	100%
Money market instruments* including Tri Party REPO/ debt securities, Instruments and/or units of debt/liquid schemes of domestic Mutual Funds.	0%	5%

*Money Market Instruments will include TREPS, Commercial Paper, Certificates of Deposit, Treasury Bills, Bills Rediscounting, Repos, short-term Government securities and any other such short-term instruments as may be allowed under the regulations prevailing from time to time.

Mirae Asset BSE Select IPO ETF Fund of Fund

Instruments	Indicative allocations (% of total assets)	
	Minimum	Maximum
Units of Mirae Asset BSE Select IPO ETF	95%	100%
Money market instruments / debt securities, Instruments and/or units of debt/liquid schemes of domestic Mutual Funds	0%	5%

Mutual Fund Investments are subject to market risks, read all scheme related documents carefully.

MIRAE ASSET
Mutual Fund

Follow us on:

customercare@miraeasset.com | 1800-2090-777 (Toll Free) Mon-Sat: 9 a.m. to 6 p.m. | www.miraeassetmf.co.in | Contact your Financial advisor or Mutual Fund Distributor for details.

Mutual Fund investments are subject to market risks, read all scheme related documents carefully.