

Mirae Asset **Balanced Advantage Fund**

Balanced Advantage Fund - An open-ended Dynamic Asset Allocation Fund

Data as on 30th November 2025

What do you see ?
market volatility or a flock of birds

WHY BALANCED ADVANTAGE FUND?

- 

Seeks to Reduce Volatility
- 

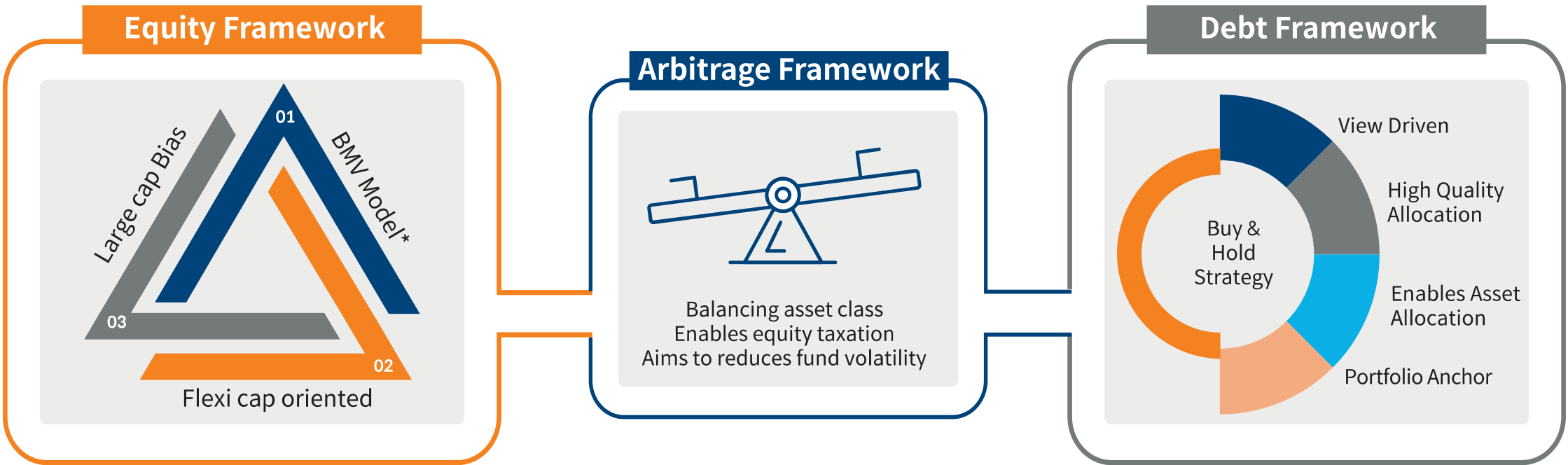
Dynamic Asset Allocation Strategy
- 

Potential to Provide Better Risk Adjusted Return
- 

Portfolio Diversification
- 

Auto Rebalance

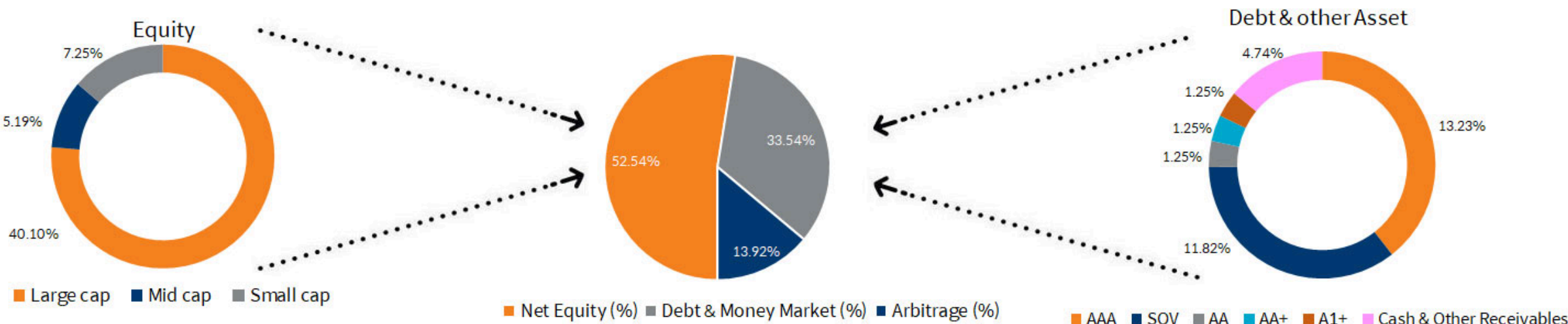
INVESTMENT FRAMEWORK



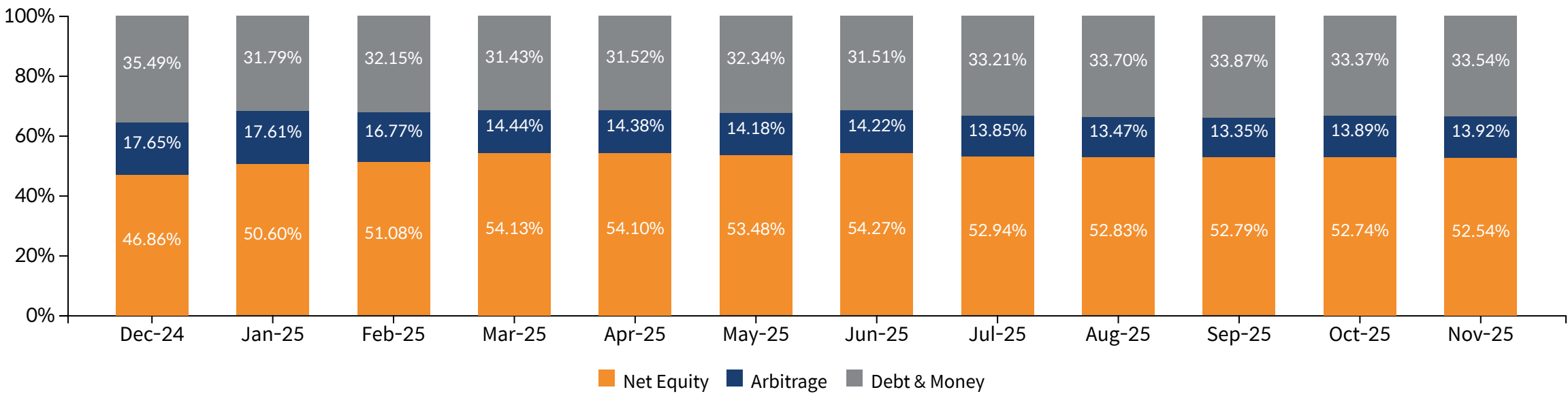
*Business-Management-Valuation

Investment strategy stated above may change from time to time without any notice and shall be in accordance with the strategy as mentioned in the Scheme Information Document. Please read the offer document to know in detail about the asset allocation.

CURRENT ASSET ALLOCATION^



HISTORIC ASSET ALLOCATION



TOP 10 STOCK HOLDING *#

Stocks	Oct 2025	Nov 2025
HDFC Bank Ltd.	5.67%	5.72%
State Bank of India	3.26%	3.21%
ICICI Bank Ltd.	2.82%	2.87%
Bharti Airtel Ltd.	2.44%	2.47%
Reliance Industries Ltd.	2.24%	2.34%
Mahindra & Mahindra Ltd.	2.01%	2.14%
Larsen & Toubro Ltd.	1.85%	1.85%
Infosys Ltd.	1.74%	1.81%
Axis Bank Ltd.	1.60%	1.64%
Tata Consultancy Services Ltd.	1.32%	1.34%

TOP 10 SECTOR HOLDINGS *#

Sectors	Oct 2025	Nov 2025
Banks	14.97%	15.13%
IT - Software	4.84%	4.96%
Pharmaceuticals & Biotechnology	4.88%	4.88%
Automobiles	4.29%	4.81%
Telecom - Services	2.95%	3.02%
Petroleum Products	2.77%	2.87%
Finance	2.45%	2.47%
Consumer Durables	2.08%	2.21%
Cement & Cement Products	2.14%	2.03%
Ferrous Metals	2.48%	2.00%

TOP DEBT HOLDINGS*

Holdings	Instrument Type	Rating	% NAV
Power Finance Corporation Ltd.	Corporate Bond	CRISIL AAA	3.92%
7.18% GOI (MD 14/08/2033)	Government Bond	SOV	3.64%
6.79% GOI (MD 07/10/2034)	Government Bond	SOV	2.92%
National Bank for Agriculture and Rural Development	Corporate Bond	CRISIL AAA	2.43%
7.10% GOI (MD 08/04/2034)	Government Bond	SOV	1.78%
REC Ltd.	Corporate Bond	[ICRA]AAA	1.77%
Piramal Finance Ltd.	Corporate Bond	[ICRA]AA	1.25%
6.54% GOI (MD 17/01/2032)	Government Bond	SOV	1.25%
Muthoot Finance Ltd.	Corporate Bond	CRISIL AA+	1.25%
ICICI Securities Ltd.	Corporate Bond	CRISIL AAA	1.25%


AVERAGE MATURITY


Upto 1 year	10.24%
1 - 3 years	9.08%
3 - 5 years	1.07%
Above 5 years	11.82%


DEBT RATIOS


Yield to Maturity	6.29%
Average Maturity	4.53 Years
Modified Duration	3.17 Years
Macaulay Duration	3.31 Years

FUND DETAILS


**Fund Manager:** Mr. Harshad Borawake (Equity portion) (since August 11, 2022) Mr. Mahendra Jajoo (Debt portion) (since August 11, 2022)


**Minimum Investment Amount:** ₹5,000/- and in multiples of ₹1/- thereafter. Minimum Additional Application Amount: ₹1,000/- per application and in multiples of ₹1/- thereafter


**Plans and options:** Regular Plan and Direct Plan with Growth Option and IDCW Option (Payout & Re-investment)

**SIP Amount:** Monthly and Quarterly: ₹99/- (multiples of ₹1/- thereafter), minimum 5 in case of Monthly / Quarterly option.

INVESTMENT DETAILS

**Allotment Date:** 11th August 2022

**Benchmark:** Nifty 50 Hybrid Composite Debt 50:50 Index

**Net AUM:** ₹ 2,003.13 Cr.

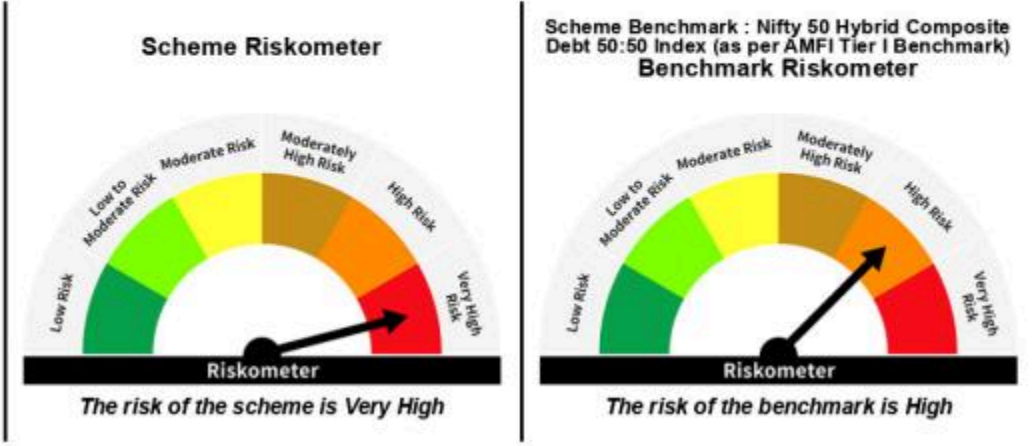
#Pursuant to Clause 5.1 of SEBI Master Circular dated June 27, 2024. The sector(s)/stock(s)/issuer(s) mentioned in this presentation do not constitute any research report/recommendation of the same and the fund may or may not have any future position in these sector(s)/stock(s)/issuer(s) For complete portfolio of the scheme, please visit the website <https://www.miraeassetmf.co.in/downloads/portfolio>.
*Portfolio may or may not remain the same. For complete monthly portfolio, please visit the website: [miraeassetmf.co.in/downloads/portfolio](https://www.miraeassetmf.co.in/downloads/portfolio).
^Pursuant to Clause 2.7 of Part IV of SEBI Master Circular dated June 27, 2024, the universe of "Mid Cap" shall consist of 101st to 250th company, Large Cap shall consist of top 100 companies, Small Cap shall consist of 251st and onwards companies in terms of full market capitalization.
For further information about other schemes (product labelling and performance of the fund) please visit the website of the AMC: www.miraeassetmf.co.in

PRODUCT LABELLING

Mirae Asset Balanced Advantage Fund
This product is suitable for investors who are seeking*

- To generate long-term capital appreciation/income
- Investment in equity, equity related securities & debt, money market instruments while managing risk through active allocation

*Investors should consult their financial advisors if they are not clear about the suitability of the product.



Distributed By