

## Mirae Asset **Balanced Advantage Fund**

Balanced Advantage Fund - An open-ended Dynamic Asset Allocation Fund

Data as on 31<sup>st</sup> December 2025

What do you see ?  
**market volatility or a flock of birds**

## WHY BALANCED ADVANTAGE FUND?



Seeks to Reduce  
Volatility



Dynamic Asset  
Allocation  
Strategy



Potential to  
Provide Better  
Risk Adjusted  
Return



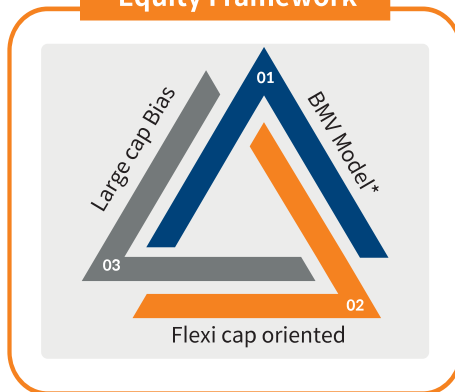
Portfolio  
Diversification



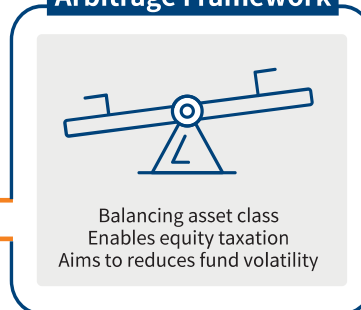
Auto Rebalance

### INVESTMENT FRAMEWORK

#### Equity Framework



#### Arbitrage Framework



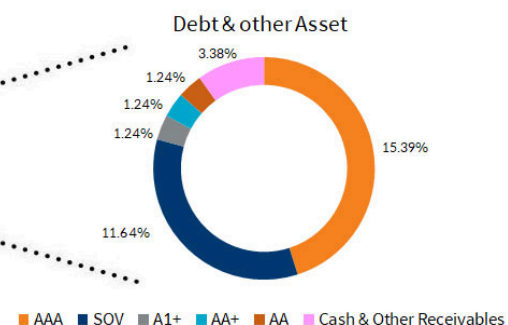
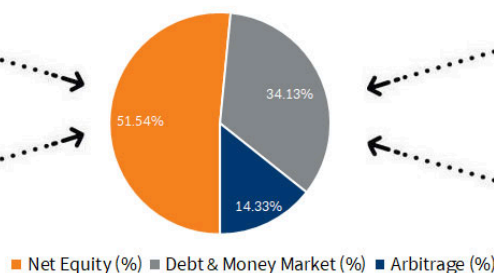
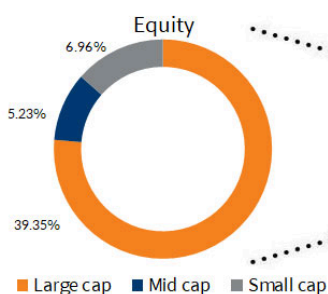
#### Debt Framework



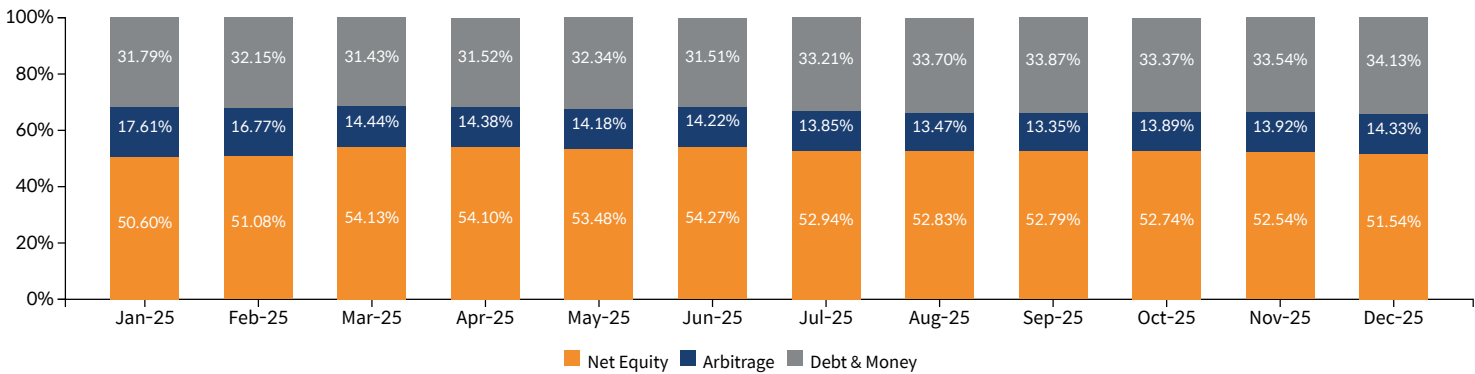
\*Business-Management-Valuation

Investment strategy stated above may change from time to time without any notice and shall be in accordance with the strategy as mentioned in the Scheme Information Document. Please read the offer document to know in detail about the asset allocation.

### CURRENT ASSET ALLOCATION^



HISTORIC ASSET ALLOCATION



TOP 10 STOCK HOLDING \*#

Stocks	Nov 2025	Dec 2025
HDFC Bank Ltd.	5.72%	5.58%
State Bank of India	3.21%	3.20%
ICICI Bank Ltd.	2.87%	2.83%
Bharti Airtel Ltd.	2.47%	2.37%
Reliance Industries Ltd.	2.34%	2.32%
Mahindra & Mahindra Ltd.	2.14%	2.09%
Infosys Ltd.	1.81%	1.91%
Larsen & Toubro Ltd.	1.85%	1.83%
Axis Bank Ltd.	1.64%	1.67%
Tata Consultancy Services Ltd.	1.34%	1.48%

TOP 10 SECTOR HOLDINGS \*#

Sectors	Nov 2025	Dec 2025
Banks	15.13%	15.14%
IT - Software	4.96%	4.95%
Pharmaceuticals & Biotechnology	4.88%	4.86%
Automobiles	4.81%	4.59%
Telecom - Services	3.02%	2.95%
Petroleum Products	2.87%	2.79%
Finance	2.47%	2.57%
Consumer Durables	2.21%	2.15%
Retailing	1.99%	2.14%
Ferrous Metals	2.00%	2.05%

TOP DEBT HOLDINGS\*

Holdings	Instrument Type	Rating	% NAV
Power Finance Corporation Ltd.	Corporate Bond	CRISIL AAA	3.88%
7.18% GOI (MD 14/08/2033)	Government Bond	SOV	3.59%
6.79% GOI (MD 07/10/2034)	Government Bond	SOV	2.88%
Small Industries Development Bank of India	Corporate Bond	CRISIL AAA	1.98%
7.10% GOI (MD 08/04/2034)	Government Bond	SOV	1.75%
REC Ltd.	Corporate Bond	[ICRA]AAA	1.75%
National Housing Bank	Corporate Bond	CRISIL AAA	1.25%
Muthoot Finance Ltd.	Corporate Bond	CRISIL AA+	1.24%
Piramal Finance Ltd.	Corporate Bond	[ICRA]AA	1.24%
6.54% GOI (MD 17/01/2032)	Government Bond	SOV	1.24%

AVERAGE MATURITY

Upto 1 year	8.04%
1 - 3 years	11.81%
3 - 5 years	1.68%
Above 5 years	11.64%

DEBT RATIOS

Yield to Maturity	6.42%
Average Maturity	4.45 Years
Modified Duration	3.13 Years
Macaulay Duration	3.27 Years

FUND DETAILS

**Fund Manager:** Mr. Harshad Borawake (Equity portion) (since August 11, 2022) Mr. Basant Bafna@ (Debt portion) (since December 27, 2025)

**Minimum Investment Amount:** ₹5,000/- and in multiples of ₹1/- thereafter. Minimum Additional Application Amount: ₹1,000/- per application and in multiples of ₹1/- thereafter

**Plans and options:** Regular Plan and Direct Plan with Growth Option and IDCW Option (Payout & Re-investment)

**SIP Amount:**  
Monthly and Quarterly: ₹99/- (multiples of ₹1/- thereafter), minimum 5 in case of Monthly / Quarterly option.

@ Pursuant to notice cum addendum no. 83/2025, Fund Manager of the scheme has been changed with effect from December 27, 2025.

#Pursuant to Clause 5.1 of SEBI Master Circular dated June 27, 2024. The sector(s)/stock(s)/issuer(s) mentioned in this presentation do not constitute any research report/recommendation of the same and the fund may or may not have any future position in these sector(s)/stock(s)/issuer(s) For complete portfolio of the scheme, please visit the website <https://www.miraeassetmf.co.in/downloads/portfolio>.

\*Portfolio may or may not remain the same. For complete monthly portfolio, please visit the website: [miraeassetmf.co.in/downloads/portfolio](https://www.miraeassetmf.co.in/downloads/portfolio).

^Pursuant to Clause 2.7 of Part IV of SEBI Master Circular dated June 27, 2024, the universe of "Mid Cap" shall consist of 101st to 250th company, Large Cap shall consist of top 100 companies, Small Cap shall consist of 251st and onwards companies in terms of full market capitalization.

For further information about other schemes (product labelling and performance of the fund) please visit the website of the AMC: [www.miraeassetmf.co.in](https://www.miraeassetmf.co.in)

INVESTMENT DETAILS

**Allotment Date:** 11<sup>th</sup> August 2022

**Benchmark:** Nifty 50 Hybrid Composite Debt 50:50 Index

**Net AUM:** ₹ 2,021.33 Cr.

PRODUCT LABELLING

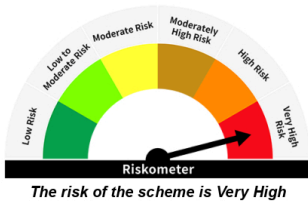
Mirae Asset Balanced Advantage Fund

This product is suitable for investors who are seeking\*

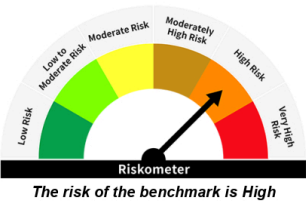
- To generate long-term capital appreciation/income
- Investment in equity, equity related securities & debt, money market instruments while managing risk through active allocation

\*Investors should consult their financial advisors if they are not clear about the suitability of the product.

Scheme Riskometer



Scheme Benchmark : Nifty 50 Hybrid Composite Debt 50:50 Index (as per AMFI Tier I Benchmark) Benchmark Riskometer



Distributed By

customercare@miraeasset.com

1800-2090-777 (Toll Free)  
Mon - Sat: 9am to 6pm

[www.miraeassetmf.co.in](https://www.miraeassetmf.co.in)

Contact your Financial advisor or Mutual Fund Distributor for details.

Follow us on:  
f x y in @

Mutual fund investments are subject to market risks, read all scheme related documents carefully.