



## Mirae Asset Corporate Bond Fund

Corporate Bond Fund - An open ended debt scheme predominantly investing in AA+ and above rated corporate bonds. A relatively high interest rate risk and moderate credit risk

Data as on 30<sup>th</sup> April 2026

**Good coffee is brewed from high quality beans.**

Mirae Asset Mutual Fund -SEBI/MF/055/07/03

## WHY CORPORATE BOND FUND?



Relatively High Credit Quality



Enhanced Liquidity



Better Risk-Adjusted Returns

### INVESTMENT FRAMEWORK

Investment shall be made primarily in AAA /AA+ corporate bonds with some exposure to G-Sec and T-bills



Robust risk management process

Investment across the yield with the aim to manage the Modified Duration within the range of 2-5 years\*

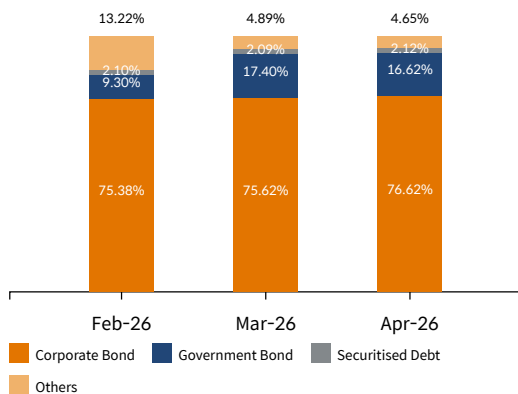


Active Portfolio management based on flexible interest rate strategies

\*Fund could take a duration call of +/-1 year than the above-mentioned range in uncertain situation

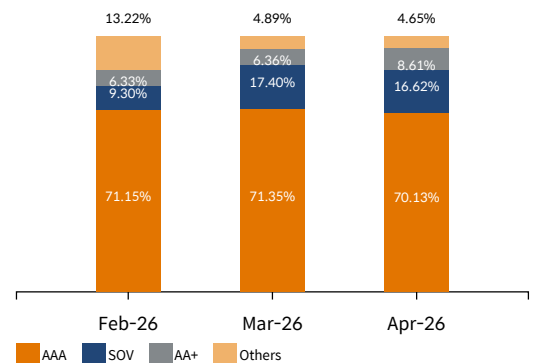
Investment strategy stated above may change from time to time without any notice and shall be in accordance with the strategy as mentioned in the Scheme Information Document. Please read the offer document to know in detail about the asset allocation.

### ASSET TYPE ALLOCATION



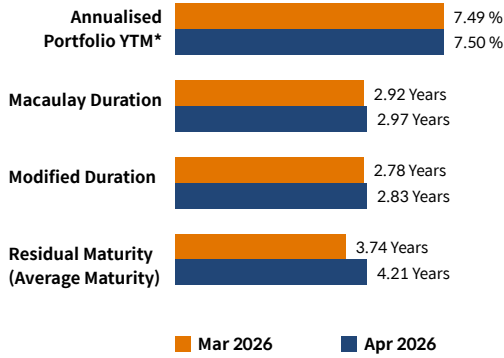
The Top 3 asset types of each month are used for the chart above.

### RATING ALLOCATION



The Top 3 rating types of each month are used for the chart above.

## DEBT RATIOS



\*In case of semi annual YTM, it will be annualised  
The chart is not an actual representation of the scale

## FUND DETAILS

- Fund Manager:** Ms. Kruti Chheta (since February 05, 2025)
- SIP Amount:** Daily, Monthly and Quarterly: ₹99/- (multiples of ₹1/- thereafter), minimum 5 in case of Daily / Monthly / Quarterly option.
- Minimum Investment Amount:** ₹5,000/- and in multiples of ₹1/- thereafter. Minimum Additional Application Amount: ₹1,000/- per application and in multiples of ₹1/- thereafter
- Plans and options:** Regular Plan and Direct Plan with Growth Option and IDCW Option (Payout & Re-investment)
- Allotment Date:** 17<sup>th</sup> March 2021
- Benchmark:** CRISIL Corporate Debt A-II Index
- Net AUM:** ₹ 46.33 Cr.

Disclaimer – The information contained in this document is compiled from third party and publicly available sources and is included for general information purposes only. There can be no assurance and guarantee on the yields. Views expressed by the Fund Manager cannot be construed to be a decision to invest. The statements contained herein are based on current views and involve known and unknown risks and uncertainties. Whilst Mirae Asset Investment Managers (India) Private Limited (the AMC) shall have no responsibility/liability whatsoever for the accuracy or any use or reliance thereof of such information. The AMC, its associate or sponsors or group companies, its Directors or employees accepts no liability for any loss or damage of any kind resulting out of the use of this document. The recipient(s) before acting on any information herein should make his/her/their own investigation and seek appropriate professional advice and shall alone be fully responsible / liable for any decision taken on the basis of information contained herein. Any reliance on the accuracy or use of such information shall be done only after consultation to the financial consultant to understand the specific legal, tax or financial implications.

## PRODUCT LABELLING

### Mirae Asset Corporate Bond Fund

This product is suitable for investors who are seeking\*

- To generate income over Medium to long term
- Investments predominantly in high quality corporate bonds

\*Investors should consult their financial advisors if they are not clear about the suitability of the product.

Potential Risk Class Matrix (PRC)			
Credit Risk → Interest Rate Risk ↓	Relatively Low (Class A)	Moderate (Class B)	Relatively High (Class C)
Relatively Low (Class I)			
Moderate (Class II)			
Relatively High (Class III)		B-III	

Distributed By

## PRC AS ON 30 APRIL 2026

Potential Risk Class Matrix (PRC)			
Credit Risk → Interest Rate Risk ↓	Relatively Low (Class A)	Moderate (Class B)	Relatively High (Class C)
Relatively Low (Class I)			
Moderate (Class II)	A-II		
Relatively High (Class III)			

## IDEAL INVESTOR PROFILE

- Goal:** Aim for Income
- Investment Time Horizon:** 1-3 years
- Risk Profile:** Moderate

