



# Mirae Asset Equity Savings Fund

Equity Savings Fund - An open ended scheme investing in equity, arbitrage and debt

Data as on 30<sup>th</sup> November 2025

The potential boost of **Equity**.  
The relative safety of **Debt**.  
Aim to keep your **financial goals** on track.

## WHY EQUITY SAVINGS FUND?



Reduced Volatility



Tax Efficiency



Capital Appreciation



Down Side Protection



Arbitrage Advantage


## INVESTMENT FRAMEWORK

Invest in growth companies at reasonable valuations from long term perspective



Invest in companies which have sustainable competitive advantage

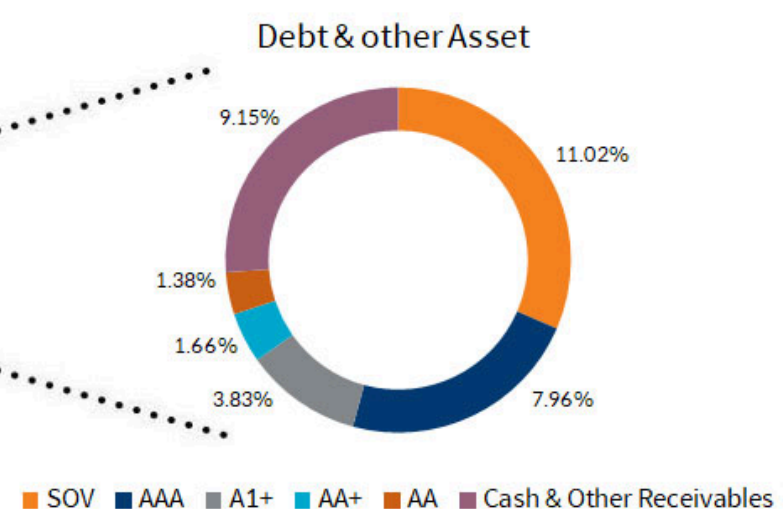
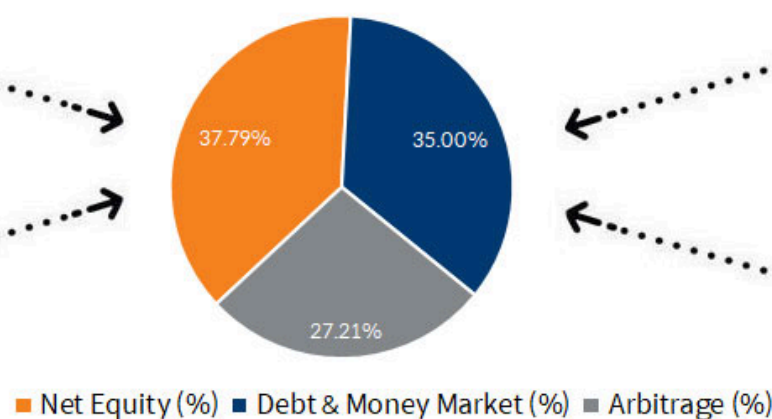
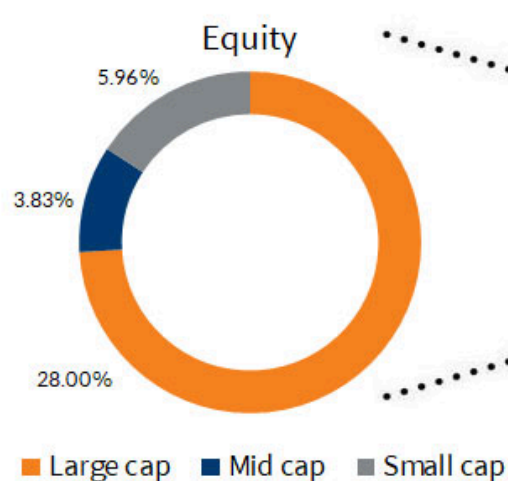
Debt Allocation seeks to deliver relatively stable returns with lower volatility following an Accrual Strategy



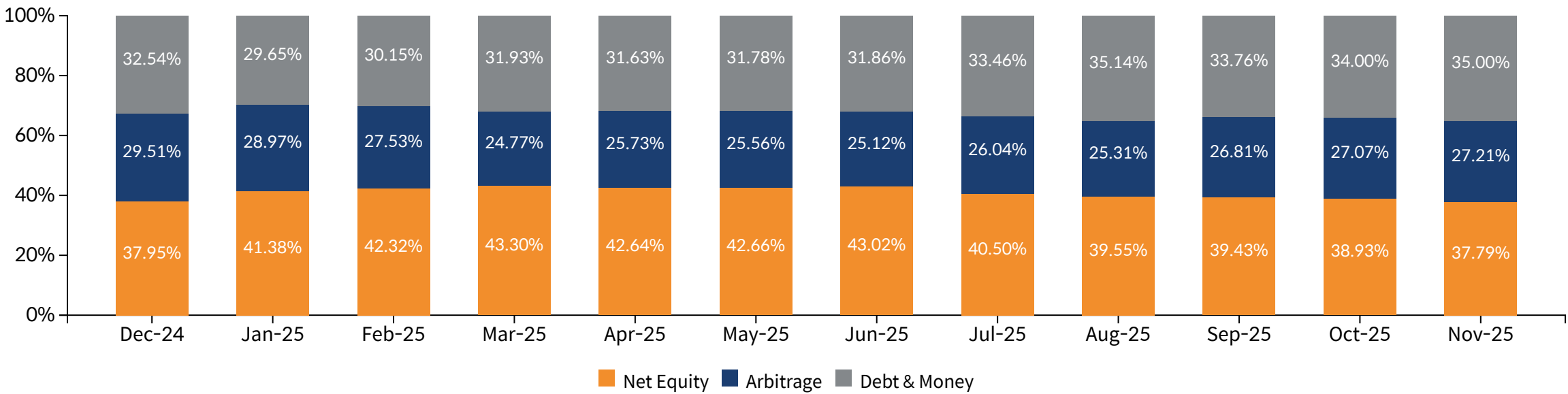
Sector Agnostic Portfolio

Investment strategy stated above may change from time to time without any notice and shall be in accordance with the strategy as mentioned in the Scheme Information Document. Please read the offer document to know in detail about the asset allocation.

## CURRENT ASSET ALLOCATION^



HISTORIC ASSET ALLOCATION



TOP 10 STOCK HOLDING \*#

Stocks	Oct 2025	Nov 2025
HDFC Bank Ltd.	4.55%	4.61%
State Bank of India	2.86%	2.74%
ICICI Bank Ltd.	2.65%	2.61%
Reliance Industries Ltd.	1.98%	2.00%
Larsen & Toubro Ltd.	1.61%	1.77%
Axis Bank Ltd.	1.75%	1.73%
Mahindra & Mahindra Ltd.	1.66%	1.70%
Bharti Airtel Ltd.	1.48%	1.44%
Kotak Mahindra Bank Ltd.	1.48%	1.43%
Tata Consultancy Services Ltd.	1.41%	1.38%

TOP 10 SECTOR HOLDINGS \*#

Sectors	Oct 2025	Nov 2025
Banks	14.83%	14.66%
Pharmaceuticals & Biotechnology	4.98%	4.84%
Finance	4.29%	4.28%
IT - Software	4.23%	4.18%
Automobiles	3.59%	3.83%
Petroleum Products	2.35%	2.34%
Power	2.54%	2.33%
Retailing	2.34%	2.17%
Telecom - Services	1.99%	1.98%
Ferrous Metals	2.04%	1.91%

TOP DEBT HOLDINGS\*

Holdings	Instrument Type	Rating	% NAV
Hindalco Industries Ltd.	Commercial Paper	CRISIL A1+	3.83%
Power Finance Corporation Ltd.	Corporate Bond	CRISIL AAA	2.79%
6.79% GOI (MD 07/10/2034)	Government Bond	SOV	1.51%
7.32% GOI (MD 13/11/2030)	Government Bond	SOV	1.44%
7.18% GOI (MD 14/08/2033)	Government Bond	SOV	1.43%
Piramal Finance Ltd.	Corporate Bond	[ICRA]AA	1.38%
Muthoot Finance Ltd.	Corporate Bond	CRISIL AA+	1.38%
ICICI Securities Ltd.	Corporate Bond	CRISIL AAA	1.38%
5.63% GOI (MD 12/04/2026)	Government Bond	SOV	1.38%
National Bank for Agriculture and Rural Development	Corporate Bond	CRISIL AAA	1.37%


AVERAGE MATURITY


Upto 1 year	13.82%
1 - 3 years	8.41%
3 - 5 years	3.02%
Above 5 years	7.07%


DEBT RATIOS


Yield to Maturity	5.98%
Average Maturity	3.60 Years
Modified Duration	2.46 Years
Macaulay Duration	2.57 Years

FUND DETAILS


**Fund Manager:** Mr. Harshad Borawake, Mr. Vrijesh Kasera (Equity portion) (since October 12, 2019), Ms. Bharti Sawant (Equity portion) (since December 28, 2020) Mr. Mahendra Jajoo (Debt portion) (since December 17, 2018)


**Minimum Investment Amount:** ₹5,000/- and in multiples of ₹1/- thereafter. Minimum Additional Application Amount: ₹1,000/- per application and in multiples of ₹1/- thereafter


**Plans and options:** Regular Plan and Direct Plan with Growth Option and IDCW Option (Payout & Re-investment)

**SIP Amount:** Monthly and Quarterly: ₹99/- (multiples of ₹1/- thereafter), minimum 5 in case of Monthly / Quarterly option.

INVESTMENT DETAILS

**Allotment Date:** 17<sup>th</sup> December 2018

**Benchmark:** Nifty Equity Savings Index

**Net AUM:** ₹ 1,814.31 Cr.

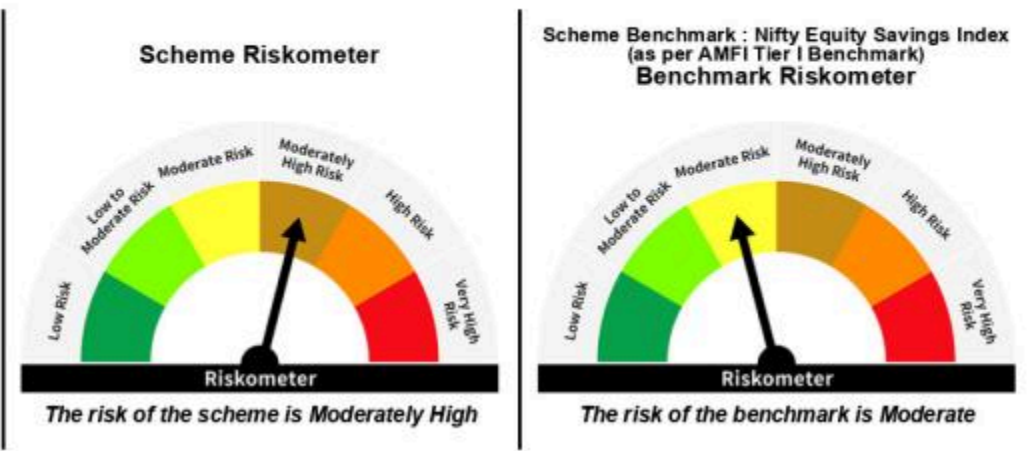
#Pursuant to Clause 5.1 of SEBI Master Circular dated June 27, 2024. The sector(s)/stock(s)/issuer(s) mentioned in this presentation do not constitute any research report/recommendation of the same and the fund may or may not have any future position in these sector(s)/stock(s)/issuer(s) For complete portfolio of the scheme, please visit the website <https://www.miraeassetmf.co.in/downloads/portfolio>.  
\*Portfolio may or may not remain the same. For complete monthly portfolio, please visit the website: [miraeassetmf.co.in/downloads/portfolio](https://www.miraeassetmf.co.in/downloads/portfolio).  
^Pursuant to Clause 2.7 of Part IV of SEBI Master Circular dated June 27, 2024, the universe of ""Mid Cap"" shall consist of 101st to 250th company, Large Cap shall consist of top 100 companies, Small Cap shall consist of 251st and onwards companies in terms of full market capitalization.  
For further information about other schemes (product labelling and performance of the fund) please visit the website of the AMC: [www.miraeassetmf.co.in](https://www.miraeassetmf.co.in)

PRODUCT LABELLING

**Mirae Asset Equity Savings Fund**  
**This product is suitable for investors who are seeking\***

- Capital appreciation and income distribution
- Investment in equity and equity related instruments, arbitrage opportunities and debt & money market instruments

\*Investors should consult their financial advisors if they are not clear about the suitability of the product.



Distributed By