

Mirae Asset Equity Savings Fund

Equity Savings Fund - An open ended scheme investing in equity, arbitrage and debt

Data as on 30th April 2026

The potential boost of **Equity**.
The relative safety of **Debt**.
Aim to keep your **financial goals** on track.

Mirae Asset Mutual Fund -SEBI/MF/055/07/03

WHY EQUITY SAVINGS FUND?



Reduced Volatility



Tax Efficiency



Capital Appreciation



Down Side Protection



Arbitrage Advantage


INVESTMENT FRAMEWORK

Invest in growth companies at reasonable valuations from long term perspective



Invest in companies which have sustainable competitive advantage

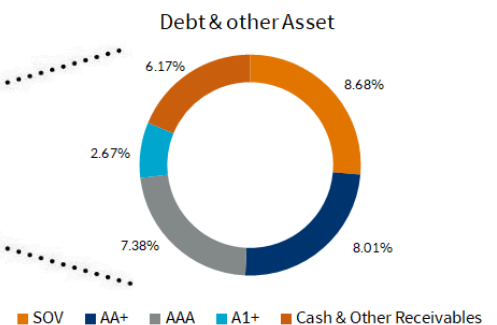
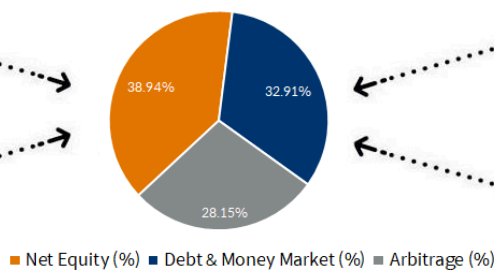
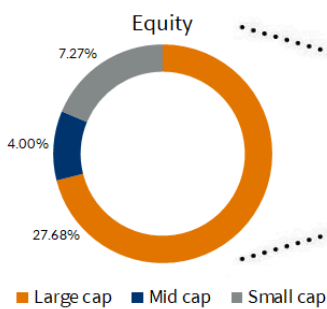
Debt Allocation seeks to deliver relatively stable returns with lower volatility following an Accrual Strategy



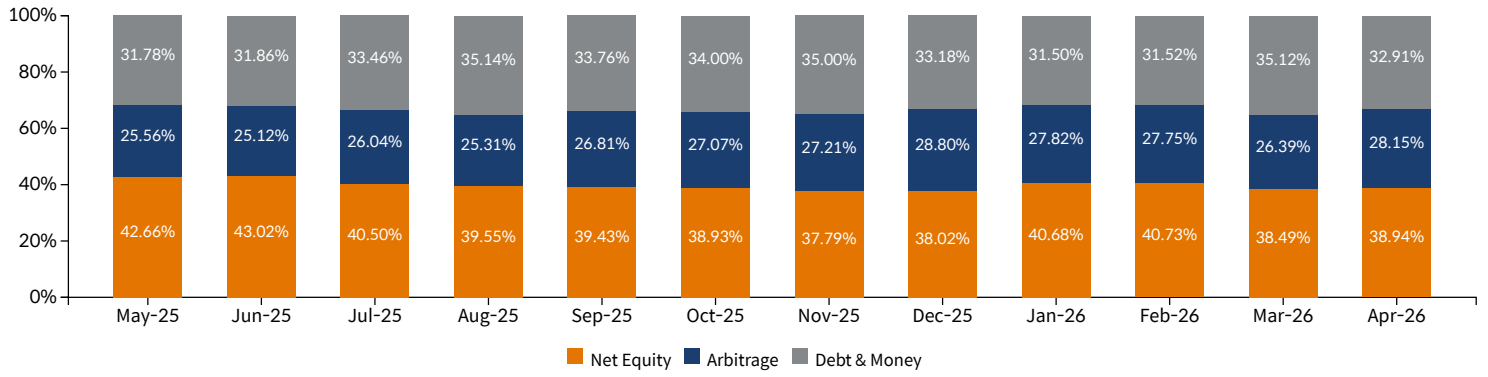
Sector Agnostic Portfolio

Investment strategy stated above may change from time to time without any notice and shall be in accordance with the strategy as mentioned in the Scheme Information Document. Please read the offer document to know in detail about the asset allocation.

CURRENT ASSET ALLOCATION[^]



HISTORIC ASSET ALLOCATION



TOP 10 STOCK HOLDING

Stocks	Mar 2026	Apr 2026
HDFC Bank Ltd.	4.16%	4.19%
ICICI Bank Ltd.	2.74%	2.84%
Reliance Industries Ltd.	1.96%	2.31%
Bharti Airtel Ltd.	2.23%	2.25%
State Bank of India	2.34%	2.12%
Axis Bank Ltd.	1.66%	1.73%
Larsen & Toubro Ltd.	1.60%	1.66%
Mahindra & Mahindra Ltd.	1.30%	1.46%
Tata Steel Ltd.	1.39%	1.46%
Eternal Ltd.	1.12%	1.26%

TOP 10 SECTOR HOLDINGS

Sectors	Mar 2026	Apr 2026
Banks	13.87%	14.29%
Automobiles	3.99%	5.12%
Pharmaceuticals & Biotechnology	4.80%	4.63%
Finance	3.78%	3.74%
Power	2.65%	2.96%
Retailing	2.76%	2.70%
Telecom - Services	2.63%	2.63%
Consumer Durables	2.42%	2.63%
Petroleum Products	2.19%	2.55%
IT - Software	3.18%	2.51%

TOP DEBT HOLDINGS

Holdings	Instrument Type	Rating	% NAV
Torrent Pharmaceuticals Ltd.	Corporate Bond	[ICRA]AA+	4.13%
Muthoot Finance Ltd.	Corporate Bond	CRISIL AA+	2.57%
6.79% GOI (MD 07/10/2034)	Government Bond	SOV	1.38%
7.32% GOI (MD 13/11/2030)	Government Bond	SOV	1.33%
7.18% GOI (MD 14/08/2033)	Government Bond	SOV	1.32%
Bharti Telecom Ltd.	Corporate Bond	CRISIL AAA	1.31%
Piramal Finance Ltd.	Corporate Bond	[ICRA]AA+	1.31%
Power Finance Corporation Ltd.	Corporate Bond	CRISIL AAA	1.30%
REC Ltd.	Corporate Bond	CRISIL AAA	1.29%
ICICI Securities Ltd.	Corporate Bond	CRISIL AAA	1.28%

AVERAGE MATURITY

Upto 1 year	8.81%
1 - 3 years	14.46%
3 - 5 years	1.39%
Above 5 years	6.28%

DEBT RATIOS

Yield to Maturity	6.25%
Average Maturity	3.57 Years
Modified Duration	2.50 Years
Macaulay Duration	2.63 Years

FUND DETAILS



Fund Manager: Mr. Harshad Borawake, Mr. Vrijesh Kasera (Equity portion) (since October 12, 2019) Ms. Bharti Sawant (Equity portion) (since December 28, 2020) Mr. Basant Bafna (Debt portion) (since December 27, 2025)



Minimum Investment Amount: ₹5,000/- and in multiples of ₹1/- thereafter. Minimum Additional Application Amount: ₹1,000/- per application and in multiples of ₹1/- thereafter



Plans and options: Regular Plan and Direct Plan with Growth Option and IDCW Option (Payout & Re-investment)



SIP Amount: Daily, Monthly and Quarterly: ₹99/- (multiples of ₹1/- thereafter), minimum 5 in case of Daily / Monthly / Quarterly option.

INVESTMENT DETAILS



Allotment Date: 17th December 2018



Benchmark: Nifty Equity Savings Index



Net AUM: ₹ 1,918.36 Cr.

#The sector(s)/stock(s)/issuer(s) mentioned in this presentation do not constitute any research report/recommendation of the same and the fund may or may not have any future position in these sector(s)/stock(s)/issuer(s). For complete portfolio of the scheme, please visit the website <https://www.miraeassetmf.co.in/downloads/portfolio>.

*Pursuant to Clause 3.9 of Part IV of the SEBI Master Circular dated March 20, 2026, the universe of 'Large Cap' shall consist of the top 100 entities, 'Mid Cap' shall consist of the 101st to 250th entities, and 'Small Cap' shall consist of the 251st and onwards entities in terms of full market capitalization.

For further information about other schemes (product labelling and performance of the fund) please visit the website of the AMC: www.miraeassetmf.co.in

PRODUCT LABELLING

Mirae Asset Equity Savings Fund

This product is suitable for investors who are seeking*

- Capital appreciation and income distribution
- Investment in equity and equity related instruments, arbitrage opportunities and debt & money market instruments

*Investors should consult their financial advisors if they are not clear about the suitability of the product.

Scheme Riskometer



Scheme Benchmark : Nifty Equity Savings Index (as per AMFI Tier I Benchmark) Benchmark Riskometer



Distributed By

✉ customercare@miraeasset.com

☎ 1800-2090-777 (Toll Free)
Mon - Sat: 9am to 6pm

🌐 www.miraeassetmf.co.in

📞 Contact your Financial advisor or Mutual Fund Distributor for details.

Follow us on:
📱 🌐 📺 📷 📧

Mutual fund investments are subject to market risks, read all scheme related documents carefully.