

Mirae Asset Equity Savings Fund

Equity Savings Fund - An open ended scheme investing in equity, arbitrage and debt

Data as on 31st March 2026

The potential boost of **Equity**.
The relative safety of **Debt**.
Aim to keep your **financial goals** on track.

WHY EQUITY SAVINGS FUND?



Reduced Volatility



Tax Efficiency



Capital Appreciation



Down Side Protection



Arbitrage Advantage


INVESTMENT FRAMEWORK

Invest in growth companies at reasonable valuations from long term perspective



Invest in companies which have sustainable competitive advantage

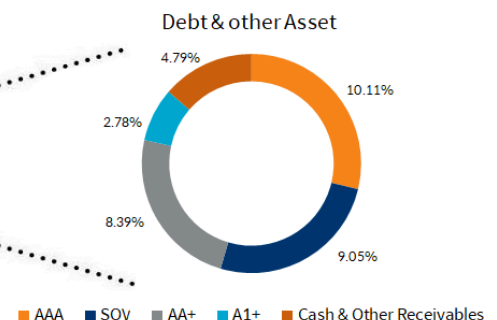
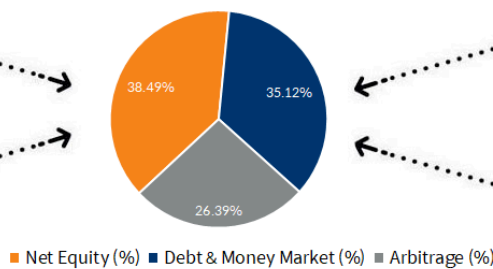
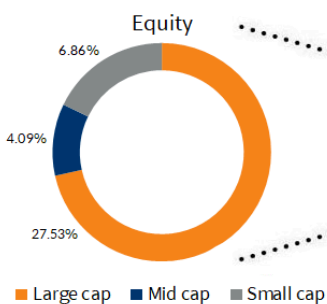
Debt Allocation seeks to deliver relatively stable returns with lower volatility following an Accrual Strategy



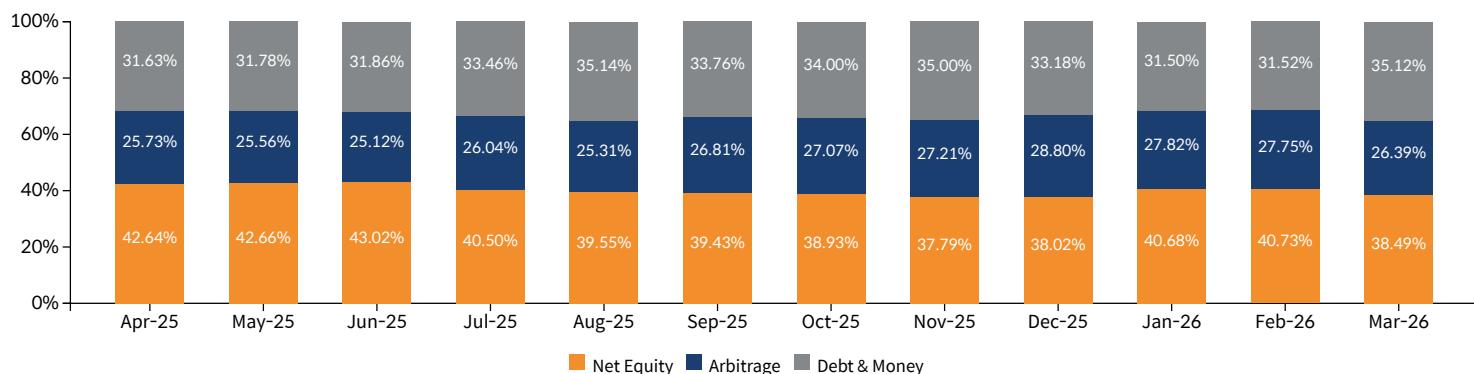
Sector Agnostic Portfolio

Investment strategy stated above may change from time to time without any notice and shall be in accordance with the strategy as mentioned in the Scheme Information Document. Please read the offer document to know in detail about the asset allocation.

CURRENT ASSET ALLOCATION[^]



HISTORIC ASSET ALLOCATION



TOP 10 STOCK HOLDING

Stocks	Feb 2026	Mar 2026
HDFC Bank Ltd.	4.79%	4.16%
ICICI Bank Ltd.	2.82%	2.74%
State Bank of India	2.41%	2.34%
Bharti Airtel Ltd.	2.16%	2.23%
Reliance Industries Ltd.	1.90%	1.96%
Axis Bank Ltd.	1.91%	1.66%
Larsen & Toubro Ltd.	1.88%	1.60%
Tata Steel Ltd.	1.48%	1.39%
Mahindra & Mahindra Ltd.	1.44%	1.30%
NTPC Ltd.	1.17%	1.18%

TOP 10 SECTOR HOLDINGS

Sectors	Feb 2026	Mar 2026
Banks	15.38%	13.87%
Pharmaceuticals & Biotechnology	4.74%	4.80%
Automobiles	4.37%	3.99%
Finance	4.03%	3.78%
IT - Software	3.77%	3.18%
Retailing	2.32%	2.76%
Power	2.61%	2.65%
Telecom - Services	2.58%	2.63%
Consumer Durables	2.34%	2.42%
Petroleum Products	2.21%	2.19%

TOP DEBT HOLDINGS

Holdings	Instrument Type	Rating	% NAV
Torrent Pharmaceuticals Ltd.	Corporate Bond	[ICRA]AA+	4.33%
Muthoot Finance Ltd.	Corporate Bond	CRISIL AA+	2.70%
Small Industries Development Bank of India	Corporate Bond	CRISIL AAA	2.16%
6.79% GOI (MD 07/10/2034)	Government Bond	SOV	1.45%
7.32% GOI (MD 13/11/2030)	Government Bond	SOV	1.39%
Bharti Telecom Ltd.	Corporate Bond	CRISIL AAA	1.37%
7.18% GOI (MD 14/08/2033)	Government Bond	SOV	1.37%
Power Finance Corporation Ltd.	Corporate Bond	CRISIL AAA	1.37%
Piramal Finance Ltd.	Corporate Bond	[ICRA]AA+	1.36%
REC Ltd.	Corporate Bond	CRISIL AAA	1.35%

AVERAGE MATURITY

Upto 1 year	6.55%
1 - 3 years	17.36%
3 - 5 years	2.26%
Above 5 years	6.56%

DEBT RATIOS

Yield to Maturity	6.69%
Average Maturity	3.81 Years
Modified Duration	2.70 Years
Macaulay Duration	2.84 Years

FUND DETAILS



Fund Manager: Mr. Harshad Borawake, Mr. Vrijesh Kaseera (Equity portion) (since October 12, 2019) Ms. Bharti Sawant (Equity portion) (since December 28, 2020) Mr. Basant Bafna@ (Debt portion) (since December 27, 2025)



Minimum Investment Amount: ₹5,000/- and in multiples of ₹1/- thereafter. Minimum Additional Application Amount: ₹1,000/- per application and in multiples of ₹1/- thereafter



Plans and options: Regular Plan and Direct Plan with Growth Option and IDCW Option (Payout & Re-investment)



SIP Amount: Daily, Monthly and Quarterly: ₹99/- (multiples of ₹1/- thereafter), minimum 5 in case of Daily / Monthly / Quarterly option.*

@ Pursuant to notice cum addendum no. 83/2025, Fund Manager of the scheme has been changed with effect from December 27, 2025.

*Pursuant to notice cum addendum no. 84/2025, Mirae Asset Mutual Fund introduce Daily frequency under the SIP facility with effect from January 05, 2026.

#The sector(s)/stock(s)/issuer(s) mentioned in this presentation do not constitute any research report/recommendation of the same and the fund may or may not have any future position in these sector(s)/stock(s)/issuer(s) For complete portfolio of the scheme, please visit the website <https://www.miraeassetmf.co.in/downloads/portfolio>.

*Pursuant to Clause 3.9 of Part IV of the SEBI Master Circular dated March 20, 2026, the universe of 'Large Cap' shall consist of the top 100 entities, 'Mid Cap' shall consist of the 101st to 250th entities, and 'Small Cap' shall consist of the 251st and onwards entities in terms of full market capitalization.

For further information about other schemes (product labelling and performance of the fund) please visit the website of the AMC: www.miraeassetmf.co.in

INVESTMENT DETAILS



Allotment Date: 17th December 2018



Benchmark: Nifty Equity Savings Index



Net AUM: ₹ 1,831.57 Cr.

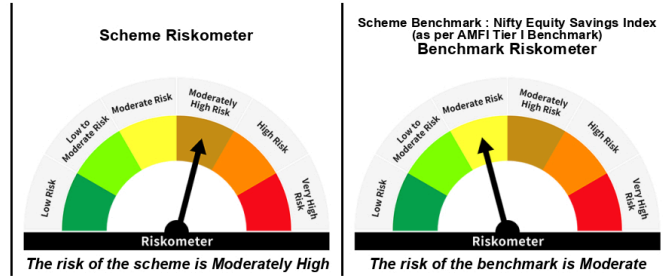
PRODUCT LABELLING

Mirae Asset Equity Savings Fund

This product is suitable for investors who are seeking*

- Capital appreciation and income distribution
- Investment in equity and equity related instruments, arbitrage opportunities and debt & money market instruments

*Investors should consult their financial advisors if they are not clear about the suitability of the product.



Distributed By

✉ customercare@miraeasset.com

☎ 1800-2090-777 (Toll Free)
Mon - Sat: 9am to 6pm

🌐 www.miraeassetmf.co.in

📞 Contact your Financial advisor or
Mutual Fund Distributor for details.

Follow us on:
📱 📺 📷 📺 📺

Mutual fund investments are subject to market risks, read all scheme related documents carefully.