



## Mirae Asset Aggressive Hybrid Fund\*\*

(Formerly Known as Mirae Asset Hybrid Equity Fund)

Aggressive Hybrid Fund - An open ended hybrid scheme investing predominantly in equity and equity related instruments

Data as on 31<sup>st</sup> July 2025

**Invest With An Aim To Grow  
From Equity And Gain Potential  
Stability From Debt**

\*\* Pursuant to notice cum addendum no. 62/2023, the name of the schemes has been changed with effect from December 15, 2023.

## WHY AGGRESSIVE HYBRID FUND?



Stability + Lower  
Volatility



Portfolio  
Diversification  
between Equity &  
Debt



Better risk  
management



Automatic  
Portfolio  
rebalance



Equity Taxation

## INVESTMENT FRAMEWORK

Large Cap biased equity portfolio of  
strong growth companies at  
reasonable price



The portfolio aims to generate long  
term growth through equity exposure  
based on market cycles and valuation

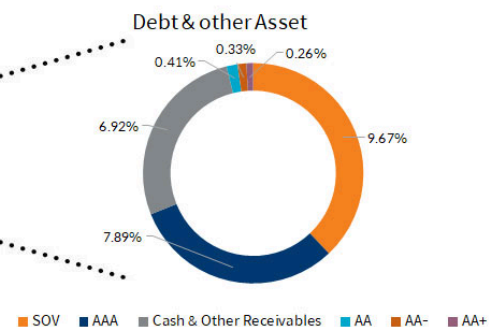
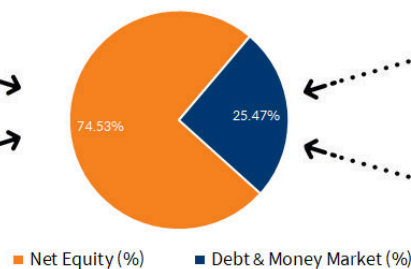
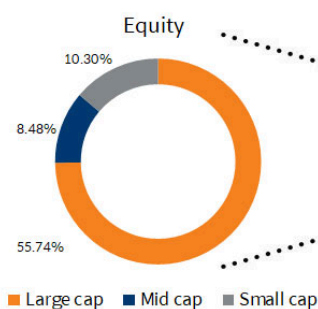
Debt instrument seeks to generate  
regular income and lower portfolio risk



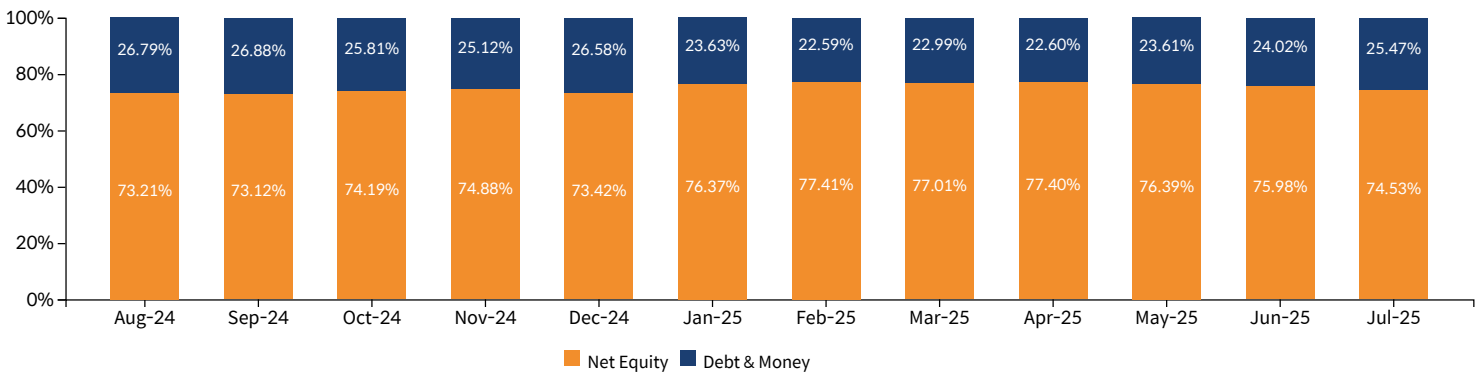
Flexibility to invest across all securities  
in debt and money market with  
endeavour to invest in quality and  
highly rated instruments

Investment strategy stated above may change from time to time without any notice and shall be in accordance with the strategy as mentioned in the Scheme Information Document. Please read the offer document to know in detail about the asset allocation.

## CURRENT ASSET ALLOCATION^



HISTORIC ASSET ALLOCATION



TOP 10 STOCK HOLDING \*#

Stocks	Jun 2025	Jul 2025
HDFC Bank Ltd.	7.07%	7.23%
ICICI Bank Ltd.	3.90%	4.05%
State Bank of India	3.11%	3.76%
Infosys Ltd.	3.21%	3.07%
Reliance Industries Ltd.	3.30%	2.96%
Bharti Airtel Ltd.	2.66%	2.57%
Axis Bank Ltd.	2.70%	2.44%
Larsen & Toubro Ltd.	2.28%	2.39%
NTPC Ltd.	2.21%	2.23%
Glenmark Pharmaceuticals Ltd.	1.61%	1.87%

TOP 10 SECTOR HOLDINGS \*#

Sectors	Jun 2025	Jul 2025
Banks	18.07%	18.79%
IT - Software	6.36%	6.00%
Pharmaceuticals & Biotechnology	4.44%	4.72%
Automobiles	3.91%	3.69%
Petroleum Products	3.80%	3.47%
Finance	4.09%	3.30%
Telecom - Services	3.26%	2.91%
Power	2.62%	2.65%
Cement & Cement Products	1.99%	2.55%
Retailing	2.33%	2.43%

TOP DEBT HOLDINGS\*

Holdings	Instrument Type	Rating	% NAV
6.79% GOI (MD 07/10/2034)	Government Bond	SOV	3.23%
7.10% GOI (MD 08/04/2034)	Government Bond	SOV	2.78%
Small Industries Development Bank of India	Corporate Bond	CRISIL AAA	2.12%
Power Finance Corporation Ltd.	Corporate Bond	CRISIL AAA	1.08%
7.34% GOI (MD 22/04/2064)	Government Bond	SOV	0.78%
National Bank for Agriculture and Rural Development	Corporate Bond	[ICRA]AAA	0.77%
National Bank for Agriculture and Rural Development	Corporate Bond	CRISIL AAA	0.70%
7.32% GOI (MD 13/11/2030)	Government Bond	SOV	0.52%
Small Industries Development Bank of India	Corporate Bond	[ICRA]AAA	0.42%
7.23% GOI (MD 15/04/2039)	Government Bond	SOV	0.41%


AVERAGE MATURITY


Upto 1 year	4.45%
1 - 3 years	4.47%
3 - 5 years	1.96%
Above 5 years	9.63%


DEBT RATIOS


Yield to Maturity	6.39%
Average Maturity	7.46 Years
Modified Duration	4.28 Years
Macaulay Duration	4.45 Years

FUND DETAILS


**Fund Manager:** Mr. Harshad Borawake (Equity Portion) (Since April 01, 2020), Mr. Vrijesh Kasera (Equity Portion) (Since April 01, 2020) & Mr. Mahendra Jajoo (Debt Portion) (since September 8, 2016)


**Minimum Investment Amount:** ₹5,000/- and in multiples of ₹1/- thereafter. Minimum Additional Application Amount: ₹1,000/- per application and in multiples of ₹1/- thereafter


**Plans and options:** Regular Plan and Direct Plan with Growth Option and IDCW Option (Payout & Re-investment)

**SIP Amount:** Monthly and Quarterly: ₹99/- (multiples of ₹1/- thereafter), minimum 5 in case of Monthly / Quarterly option.

INVESTMENT DETAILS

**Allotment Date:** 29<sup>th</sup> July 2015

**Benchmark:** CRISIL Hybrid 35+65 - Aggressive Index

**Net AUM:** ₹ 9,181.25 Cr.

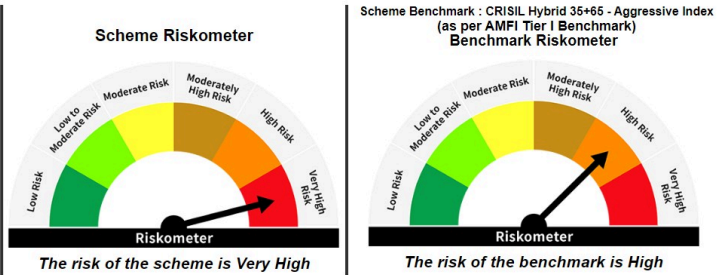
#Pursuant to Clause 5.1 of SEBI Master Circular dated June 27, 2024. The sector(s)/stock(s)/issuer(s) mentioned in this presentation do not constitute any research report/recommendation of the same and the fund may or may not have any future position in these sector(s)/stock(s)/issuer(s) For complete portfolio of the scheme, please visit the website <https://www.miraeassetmf.co.in/downloads/portfolio>.  
\*Portfolio may or may not remain the same. For complete monthly portfolio, please visit the website: [miraeassetmf.co.in/downloads/portfolio](https://www.miraeassetmf.co.in/downloads/portfolio).  
\*Pursuant to Clause 2.7 of Part IV of SEBI Master Circular dated June 27, 2024, the universe of ""Mid Cap"" shall consist of 101st to 250th company. Large Cap shall consist of top 100 companies, Small Cap shall consist of 251st and onwards companies in terms of full market capitalization.  
For further information about other schemes (product labelling and performance of the fund) please visit the website of the AMC: [www.miraeassetmf.co.in](https://www.miraeassetmf.co.in)

PRODUCT LABELLING

**Mirae Asset Aggressive Hybrid Fund**  
This product is suitable for investors who are seeking\*

- Capital appreciation along with current income over long term
- Aggressive hybrid fund investing predominantly in equities & equity related instruments with balance exposure to debt & money market instruments

\*Investors should consult their financial advisors if they are not clear about the suitability of the product.



Distributed By