

Mirae Asset Tax Saver Fund



ELSS Fund: An open ended equity linked saving scheme with a statutory lock in of 3 years and tax benefit

May 2022

**Saved money through deals on shopping online?
BUT HAVE YOU
SAVED ON YOUR TAX ?**




HERE'S WHY YOU SHOULD CONSIDER INVESTING

-  Tax benefit up to ₹1.5 lakhs under Section 80C.
-  Aim for wealth creation through equities and tax savings in a single portfolio.

INVESTMENT DETAILS

-  **Allotment Date:** 28th December, 2015
-  **Benchmark:** Tier 1- NIFTY 500 Index (TRI)
Tier 2- NIFTY 200 Index (TRI)
-  **Net AUM:** (INR Crs.) 11,805.38

INVESTMENT FRAMEWORK

-  Flexibility to invest across market capitalization, theme and investment styles.
-  Diversified portfolio across stocks and sectors.
-  Bottoms-up approach: Driven by value investing in growth oriented businesses.

PORTFOLIO

Number of Stocks(Equity)	72
Top 10 Stock %	44.85%
Top 5 Sectors %	56.28%

RISK RATIOS

Beta	0.97
Alpha	3.20%
Sharpe Ratio	0.58
Portfolio Turnover Ratio	0.72 Times

MARKET CAPITALIZATION **

	Large Cap	Mid Cap	Small Cap & others	Cash
May'2022	74.52%	14.47%	10.30%	0.70%
April'2022	75.74%	13.01%	10.46%	0.79%

TOP 10 STOCK HOLDINGS*#

Stocks	% Allocation
HDFC Bank Ltd	7.87%
ICICI Bank Ltd	6.71%
Infosys Ltd	6.15%
Reliance Industries Ltd	6.08%
Axis Bank Ltd	4.16%

Stocks	% Allocation
State Bank of India	3.52%
Tata Consultancy Services Ltd	3.07%
Larsen & Toubro Ltd	2.53%
Housing Development Finance Corporation Ltd	2.40%
Bharti Airtel Ltd	2.37%

TOP 10 SECTOR HOLDINGS*#

	Banks	IT - Software	Petroleum Products	Finance	Pharmaceuticals & Biotechnology	Insurance	Consumer Durables	Auto Components	Automobiles	Industrial Products
May-22	22.99%	12.20%	7.60%	6.97%	6.52%	3.97%	3.94%	3.59%	3.37%	2.63%
April-22	22.84%	12.10%	8.15%	7.19%	6.75%	4.42%	3.93%	3.30%	2.33%	2.42%

MARKET OUTLOOK

Indian markets, while declined have outperformed global markets during 2022 as medium-long term domestic outlook remains promising (cyclical recovery in many sectors, China+1) and domestic flows continue to support FII selling. Corporate earnings for 4QFY22 came in line despite headwinds like sharp commodity inflation and omicron impacting first half of the quarter. The Nifty universe posted in-line sales/EBITDA/PBT/PAT growth at 30%/15%/25%/25% YoY, respectively. There was a wide divergence between sectors adversely affected by rising raw material prices (Autos, Cement, Consumer Staples and Durables, Specialty Chemicals) and those not directly impacted/benefitted by rising prices (BFSI, Metals, O&G and Technology). Management commentaries indicated concerns around sharp commodity inflation impacting demand in rural pockets as they continue to pass on inflation via price hikes so as to protect margins. Impact of this on demand will need to be observed in the next few quarters.

IDEAL INVESTMENT PROFILE



Goal:
Aim for tax saving & aggressive wealth creation



Investment Time Horizon:
3 Years +



Risk Profile:
Aggressive

FUND DETAILS



Fund Manager: Mr. Neelesh Surana (since inception)



SIP Amount: Monthly and Quarterly: Minimum of ₹500/- (multiples of ₹500/- thereafter). minimum 5 in case of monthly or 3 in case of quarterly option.



Minimum Investment Amount: ₹ 500/- and in multiples of ₹ 500/- thereafter.



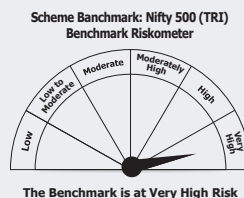
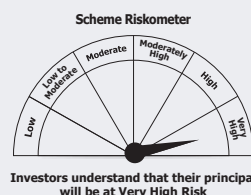
Plans and options: Regular Plan and Direct Plan with Growth and Payout of Income Distribution cum Capital Withdrawal option/Reinvestment of Income Distribution cum Capital Withdrawal option*.

PRODUCT LABELLING

Mirae Asset Tax Saver Fund is suitable for investors who are seeking*

- Growth of capital over long term
- Invests predominantly in equity and equity related instruments: ELSS with a 3 year lock in period and tax benefits

*Investors should consult their financial advisors, if they are not clear about the suitability of the product.



Distributed by

**Classification as per SEBI circular (SEBI/HO/IMD/DF3/CIR/P/2017/114) dated 6th October, 2017, the universe of Large Cap shall consist of: 1st -100th company, Mid Cap shall consist of 101st to 250th company, and Small Cap shall consist of: 251st company onwards in terms of full market capitalization.

†The investment strategy stated above may change from time to time without any notice and shall be in accordance with the strategy as mentioned in the Scheme Information Document of the scheme.

#The sector (s) / stock (s) / issuer (s) mentioned in this document do not constitute any research report/recommendation of the same.

*Portfolio may or may not remain the same. For complete monthly portfolio, please visit the website: miraeassetmf.co.in/downloads/portfolio.

^Pursuant to Notice cum addendum dated March 27, 2021 the nomenclature of dividend option has been changed w.e.f. April 01, 2021.

Follow us on

Please consult your financial advisor or Mutual Fund Distributor for more details

Mutual fund investments are subject to market risks, read all scheme related documents carefully.