

Mirae Asset ELSS Tax Saver Fund*

formerly known as Mirae Asset Tax Saver Fund

ELSS: An open ended equity linked saving scheme with a statutory lock in of 3 years and tax benefit

**Saved money through deals on shopping online?
BUT HAVE YOU
SAVED TAXES ON YOUR INCOME?**

*Pursuant to notice cum addendum no. 62/2023, the name of schemes of Mirae Asset Mutual Fund has been changed with effect from December 15, 2023.

Data as on 31st March, 2024



HERE'S WHY YOU SHOULD CONSIDER INVESTING



Tax benefit up to ₹1.5 lakhs under Section 80C.



Aim for wealth creation through equities and tax savings in a single portfolio.

INVESTMENT DETAILS



Allotment Date: 28th December, 2015



Benchmark: Tier 1- NIFTY 500 Index (TRI)
Tier 2- NIFTY 200 Index (TRI)



Net AUM as on 31st March, 2024: (INR Crs.) 21,475.97

INVESTMENT FRAMEWORK



Flexibility to invest across market capitalization, theme and investment styles.



Diversified portfolio across stocks and sectors.



Bottoms-up approach: Driven by value investing in growth oriented businesses.

PORTFOLIO PSYCHOGRAPHICS



PORTFOLIO

Number of Stocks (Equity)	77
Top 10 Stock %	38.86%
Top 5 Sectors %	49.77%



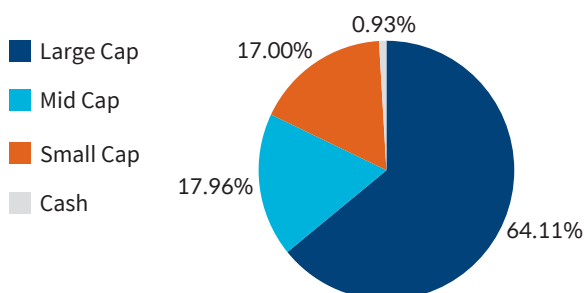
RISK RATIOS

Beta	0.88
Alpha	-2.18%
Sharpe Ratio	0.76
Portfolio Turnover Ratio	0.94 Times

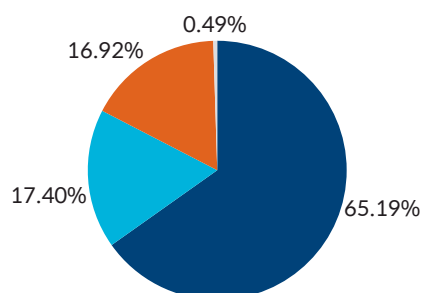


MARKET CAPITALIZATION

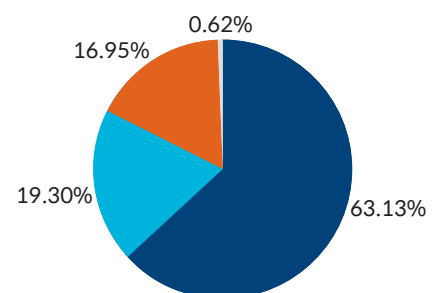
March 2024



February 2024



January 2024



Stocks	% Allocation
HDFC Bank Limited	8.22%
ICICI Bank Limited	4.78%
State Bank of India	4.43%
Larsen & Toubro Limited	3.81%
Reliance Industries Limited	3.78%
Kotak Mahindra Bank Limited	3.70%
Axis Bank Limited	3.43%
Infosys Limited	2.74%
Crompton Greaves Consumer Electricals Limited	1.99%
NTPC Limited	1.99%

Stocks	Mar 2024	Feb 2024
Banks	25.12%	25.25%
IT - Software	8.42%	8.66%
Pharmaceuticals & Biotechnology	6.55%	6.22%
Consumer Durables	4.84%	5.01%
Petroleum Products	4.83%	4.81%
Construction	3.81%	3.90%
Transport Services	3.63%	3.46%
Automobiles	3.20%	3.10%
Cement & Cement Products	3.20%	3.88%
Auto Components	3.04%	2.28%

MARKET OUTLOOK^

- 2023 was characterised by continual of the rate hike cycle by major central banks barring economies like - China and Japan. While US economy defied expectations of a soft or hard landing, other economies like - Europe and UK grappled with the adverse impact of monetary tightening on the economic growth.
- Containing and bringing inflation within the targeted levels still remains the top priority for US, Europe and UK. While inflation in these economies has moderated significantly, it still remains above their comfort zone. The timing and quantum of rate cuts going into 2024 would be keenly watched by financial markets.
- An extended rate hike cycle may lead to unintended consequences and adversely impact the global economic growth. On the other hand, a premature reversal in rate cycle may lead to the core issue (inflation) remaining unaddressed in entirety.

IDEAL INVESTMENT PROFILE



Goal:
Aim for tax saving & wealth creation



Investment Time Horizon:
3 Years +



Risk Profile:
Aggressive



Fund Manager: Mr. Neelesh Surana (since inception)



SIP Amount: Monthly and Quarterly: Minimum of ₹500/- (multiples of ₹500/- thereafter). minimum 5 in case of Monthly / Quarterly option.



Minimum Investment Amount: ₹ 500/- and in multiples of ₹ 500/- thereafter.



Plans and options: Regular Plan and Direct Plan with Growth and Payout of Income Distribution cum Capital Withdrawal option/Reinvestment of Income Distribution cum Capital Withdrawal option.

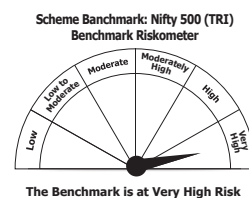
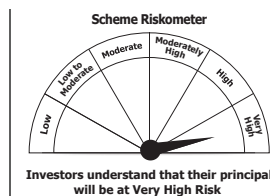
FUND DETAILS

PRODUCT LABELLING

Mirae Asset ELSS Tax Saver Fund is suitable for investors who are seeking*

- Growth of capital over long term
- Invests predominantly in equity and equity related instruments: ELSS with a 3 year lock in period and tax benefits

*Investors should consult their financial advisors, if they are not clear about the suitability of the product.



Distributed by



**Pursuant to Clause 2.7 of Part IV of SEBI Master Circular dated May 19, 2023, the universe of "Mid Cap" shall consist of 101st to 250th company, Large Cap" shall consist of top 100 companies, Small Cap shall consist of 251st and onwards companies in terms of full market capitalization.

#Pursuant to Clause 5.1 of SEBI Master Circular dated May 19, 2023, the sector(s)/stock(s)/issuer(s) mentioned in this presentation do not constitute any research report/recommendation of the same and the fund may or may not have any future position in these sector(s)/stock(s)/issuer(s) For complete portfolio of the scheme, please visit the website <https://www.miraeassetmf.co.in/downloads/portfolio>.

*Portfolio may or may not remain the same. For complete monthly portfolio, please visit the website: [miraeassetmf.co.in/downloads/portfolio](https://www.miraeassetmf.co.in/downloads/portfolio).

Disclaimer: Views expressed by the Fund Manager cannot be construed to be a decision to invest. The statements contained herein are based on current views and involve known and unknown risks and uncertainties. Whilst Mirae Asset Investment Managers (India) Private Limited (the AMC) shall have no responsibility/liability whatsoever for the accuracy or any use or reliance thereof of such information. The AMC, its associate or sponsors or group companies, its Directors or employees accept no liability for any loss or damage of any kind resulting out of the use of this document.

Follow us on     

Please consult your financial advisor or Mutual Fund Distributor for more details

Mutual fund investments are subject to market risks, read all scheme related documents carefully.