

Mirae Asset Large Cap Fund

Large Cap Fund - An open ended equity scheme predominantly investing across large cap stocks.

Data as on 30th September, 2024

A journey that took off 15 years ago.

We aim to soar ahead with Large Cap^ companies.



HERE'S WHY YOU SHOULD CONSIDER INVESTING

- Large cap businesses aim to provide both growth and stability.
- Large cap stocks have high liquidity compared to Mid/smallcap stocks - Liquidity is very important while making long term investment decisions.
- Identified companies with a sustainable competitive advantage.

INVESTMENT DETAILS

- Allotment Date:** 4th April, 2008
- Benchmark:** NIFTY 100 Index TRI
- Net AUM as on 30th September, 2024:** (INR Crs.) 42,179.27

INVESTMENT FRAMEWORK

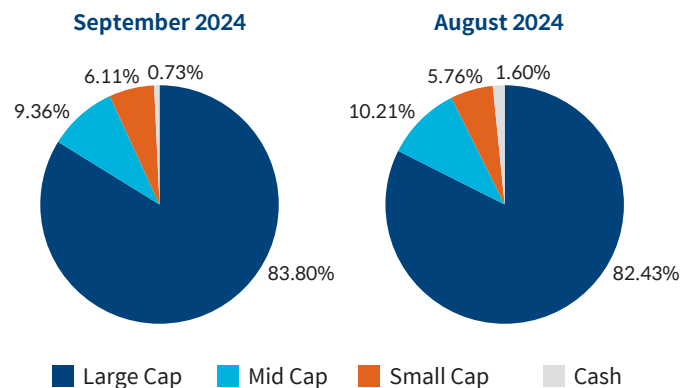
- Minimum 80% in Large cap stocks & Up to 20% in Mid cap & Small cap stocks.**
- Fund has the flexibility to invest across sectors, styles & themes in picking investment opportunities.
- Invest in sector leaders with strong pricing power.
- Participate in high quality businesses at a reasonable price.

PORTFOLIO PSYCHOGRAPHICS

PORTFOLIO

No of Stocks (Equity)	76
Top 10 Stock %	48.80%
Top 5 Sectors %	53.91%
Information Ratio	-0.85

MARKET CAPITALIZATION



FUND DETAILS



Fund Manager®: Mr. Gaurav Misra (since 31st January, 2019)



SIP Amount: Monthly and Quarterly: Minimum ₹99/- (multiples of ₹1/- thereafter), minimum 5 in case of Monthly / Quarterly option[#].



Minimum Investment Amount: ₹5,000/- (multiples of ₹1/- thereafter). Minimum Additional Application Amount: ₹1,000/- per application and in multiples of ₹1/- thereafter.



Plans and options: Regular Plan and Direct Plan with Growth and Payout of Income Distribution cum Capital Withdrawal option/Reinvestment of Income Distribution cum Capital Withdrawal option.

IDEAL INVESTOR PROFILE



Goal:
Aim for Wealth Generation



Investment Time Horizon:
3 years+



Risk Profile:
Very High

PERFORMANCE REPORT

Period	Mirae Asset Large Cap Fund	Scheme Benchmark*	Additional Benchmark**
Last 1 year	31.47%	38.84%	29.66%
Last 3 years	13.29%	15.94%	13.99%
Last 5 years	17.78%	19.60%	18.28%
Since Inception	15.98%	12.92%	12.40%
Value of Rs. 10000 invested (in Rs.) Since Inception	1,15,424	74,253	68,868
NAV as on 30th Sep, 2024	₹ 115.424		
Index Value 30th Sep, 2024	Index Value of Nifty 100 Index (TRI) is 36,486.84 and BSE Sensex (TRI) is 1,30,491.02		
Allotment Date	04th April, 2008		
Scheme Benchmark	*Nifty 100 Index (TRI)		
Additional Benchmark	**BSE Sensex (TRI) [#]		

Fund managers: Mr. Gaurav Misra managing the scheme since January 31, 2019.

Note: Returns for 1 year and below are absolute returns, Returns above 1 year are CAGR- Compounded Annualized Growth returns.

Latest available NAV has been taken for return calculation wherever applicable

MARKET OUTLOOK[^]

- In September 2024, the Nifty 50 rose 2.3%, supported by optimism around China's policy stimulus, though a last-day correction trimmed gains.
- Metals led sectoral performance, rising 7%, followed by consumer durables (+6%) and power (+5%), while oil & gas and IT declined 4% and 3%, respectively.
- Globally, Chinese markets rallied (+18%) amid stimulus, while the US Fed's rate cut provided some relief to markets.
- India's macro indicators remained resilient with strong GST collections and moderate inflation.
- Despite rising global uncertainties, India's growth outlook remains intact, supported by strong corporate balance sheets and government capex recovery.

Past Performance may or may not be sustained in future.

Note: For computation of since inception returns (%) the allotment NAV has been taken as ₹ 10.00.

Note:1. Different Plans under the scheme has different expense structure. The reference and details provided here in are of Regular Plan - Growth Option

The performance of the schemes managed by the Fund manager is given below

[#]Change in name of additional benchmark with effect from June 01, 2024.

^{**}Pursuant to Clause 2.7 of Part IV of SEBI Master Circular dated June 27, 2024, the universe of "Mid Cap" shall consist of 101st to 250th company,

Large Cap" shall consist of top 100 companies, Small Cap shall consist of 251st and onwards companies in terms of full market capitalization.

[®]Pursuant to notice cum addendum no. 17/2024, Fund Manager of the scheme has been changed with effect from April 03, 2024.

^{*}Pursuant to notice cum addendum no. 50/2024, Minimum Systematic Investment Plan ('SIP') Instalment amount for all Schemes except Mirae Asset ELSS Tax Saver Fund

has been changes w.e.f October 01, 2024.

Please visit the website for more details: <https://www.miraeassetmf.co.in/downloads/statutory-disclosure/addendum>

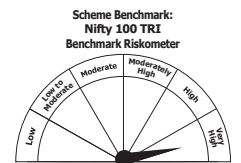
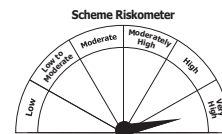
[^]**Disclaimer:** Views expressed by the Fund Manager cannot be construed to be a decision to invest. The statements contained herein are based on current views and involve known and unknown risks and uncertainties. Whilst Mirae Asset Investment Managers (India) Private Limited (the AMC) shall have no responsibility/liability whatsoever for the accuracy or any use or reliance thereof of such information. The AMC, its associate or sponsors or group companies, its Directors or employees accept no liability for any loss or damage of any kind resulting out of the use of this document.

PRODUCT LABELLING

Mirae Asset Large Cap Fund is suitable for investors who are seeking*

- To generate long term capital appreciation / income
- Investment predominantly in Large Cap companies

*Investors should consult their financial advisors, if they are not clear about the suitability of the product.



Performance, Product Label & Riskometer

Mirae Asset Focused Fund – An open ended equity scheme investing in a maximum of 30 stocks intending to focus in large cap, mid cap and small cap category (i.e., Multi-cap)

Period	Scheme	Scheme Benchmark* (Tier 1)	Scheme Benchmark* (Tier 2)	Additional Benchmark**
Last 1 year	28.27%	41.54%	40.41%	29.66%
Last 3 years	10.70%	18.44%	17.43%	13.99%
Last 5 years	19.08%	22.28%	21.11%	18.28%
Since Inception	19.75%	21.01%	20.04%	17.81%
Value of Rs. 10000 invested (in Rs.) Since Inception	26,400	27,934	26,747	24,180
NAV as on 30th Sep, 2024	₹ 26.400			
Index Value 30th Sep, 2024	Index Value of Scheme benchmark is 38,261.39 / 19,267.03 and BSE Sensex (TRI) is 1,30,491.02			
Allotment Date	14th May, 2019			
Scheme Benchmark	*Tier-1-Nifty 500 (TRI) Tier-2-Nifty 200 (TRI)			
Additional Benchmark	**BSE Sensex (TRI)#			

Fund manager : Mr. Gaurav Misra managing the scheme since May, 2019

Note: Returns for 1 year and below are absolute returns, Returns above 1 year are CAGR- Compounded Annualized Growth returns.

Latest available NAV has been taken for return calculation wherever applicable

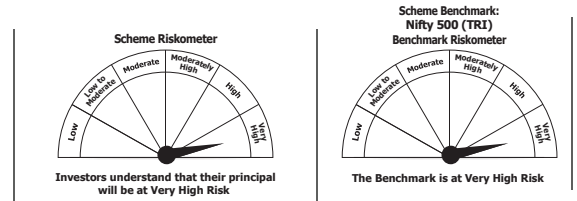
#Change in name of additional benchmark with effect from June 01, 2024.

PRODUCT LABELLING

Mirae Asset Focused Fund is suitable for investors who are seeking*

- To generate long term capital appreciation/income
- Investment in a concentrated portfolio of equity & equity related instrument of up to 30 companies across large, mid and small cap category

*Investors should consult their financial advisors, if they are not clear about the suitability of the product.



Performance data as on 30th September, 2024

Past Performance may or may not be sustained in future.

Note: For computation of since inception returns (%) the allotment NAV has been taken as ₹10.00.

The performance of other funds managed by the same fund manager is given in the respective page of the schemes

Note: 1. Different Plans under the scheme has different expense structure. The reference and details provided here in are of Regular Plan - Growth Option

Please visit the website for more details: <https://www.miraeassetmf.co.in/downloads/statutory-disclosure/addendum>

Distributed by

Follow us on:

Mutual fund investments are subject to market risks, read all scheme related documents carefully.

customercare@miraeasset.com

1800-2090-777 (Toll Free) Mon-Sat: 9 a.m. to 6 p.m.

www.miraeassetmf.co.in

Contact your Financial advisor or Mutual Fund Distributor for details.