

# Mirae Asset Multi Asset Allocation Fund

(Multi Asset Allocation Fund - An open ended scheme investing in equity, debt & money market instruments, Gold ETFs, Silver ETFs and exchange traded commodity derivatives)

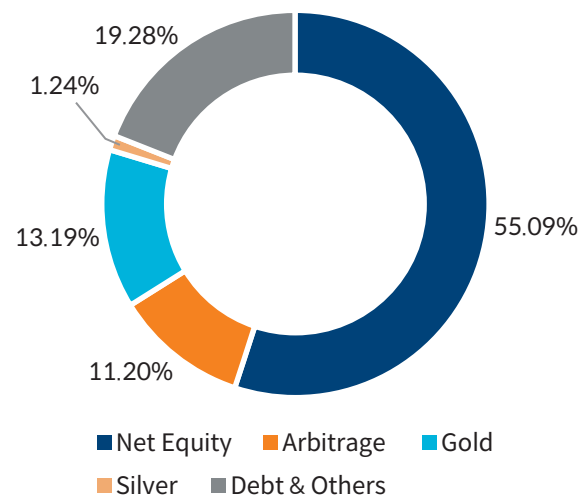
- A Multi Asset framework helps sail through both periods of exuberance & stress by investing in a combination of different asset classes and provide risk-adjusted returns.

Monthly Performance				
Month	Equity (Nifty 500 TRI)	Gold (Domestic Price of Gold)	Debt (Nifty Short Duration Debt Index)	Mirae Asset Multi Asset Allocation Fund (MAAF)
Feb-24	1.6%	-0.9%	0.6%	0.7%
Mar-24	0.8%	8.0%	0.6%	1.0%
Apr-24	3.7%	6.8%	0.5%	2.4%
May-24	0.7%	0.8%	0.8%	1.2%
Jun-24	7.1%	-0.8%	0.5%	3.7%
Jul-24	4.4%	-3.5%	0.8%	2.0%
Aug-24	1.0%	3.8%	0.6%	1.5%
Sep-24	2.2%	4.7%	0.7%	1.8%
Oct-24	-6.4%	5.5%	0.6%	-1.9%
Nov-24	0.0%	-3.5%	0.5%	-0.5%
Dec-24	-1.4%	-0.6%	0.6%	-0.6%
Jan-25	-3.5%	7.8%	0.6%	-0.1%
Feb-25	-7.8%	3.7%	0.5%	-3.5%
Mar-25	7.4%	4.6%	0.9%	5.3%
Apr-25	3.3%	5.9%	1.3%	2.3%
May-25	3.7%	1.2%	1.0%	2.4%
Jun-25	3.8%	0.7%	0.3%	2.3%
Jul-25	-2.8%	2.5%	0.6%	-0.5%
Aug-25	-1.8%	4.0%	0.2%	-0.7%
Sep-25	1.2%	12.5%	0.6%	2.9%
Oct-25	4.4%	5.0%	0.6%	3.0%
Nov-25	1.0%	4.6%	0.5%	1.5%
Dec-25	-0.3%	5.2%	0.3%	2.3%
Jan-26	-3.3%	23.9%	0.1%	1.8%
Feb-26	0.5%	-3.5%	0.7%	0.4%
Mar-26	-11.4%	-7.9%	-0.2%	-7.2%
<b>Since Inception CAGR<sup>^</sup></b>	<b>2.6%</b>	<b>48.0%</b>	<b>7.0%</b>	<b>11.1%</b>

Risk Adjusted Return	Equity (Nifty 500 TRI)	Gold (Domestic Price of Gold)	Debt (Nifty Short Duration Debt Index)	Mirae Asset Multi Asset Allocation Fund
A. CAGR Since Inception <sup>^</sup>	2.6%	48.0%	7.0%	11.1%
B. Volatility (Standard Deviation)*	15.0%	21.0%	1.0%	8.5%
Return per unit of Risk (A/B)	0.18	2.28	6.94	1.30

Point to point Return	Equity (Nifty 500 TRI)	Gold (Domestic Price of Gold)	Debt (Nifty Short Duration Debt Index)	Mirae Asset Multi Asset Allocation Fund
1 Month	-11.4%	-7.9%	-0.2%	-7.2%
3 Months	-13.9%	10.2%	0.6%	-5.2%
6 Months	-9.5%	27.3%	1.9%	1.5%
1 Year	-2.9%	64.8%	6.1%	10.5%

Asset Allocation - March 2026



Source: ACE MF, MCX, AMFI. Data as on 31<sup>st</sup> March 2026. <sup>^</sup>Inception Date: 31<sup>st</sup> January 2024, \*Annualised Standard Deviation based on month end returns, CAGR: Compounded Annual Growth Rate.

Different Plans under the scheme has different expense structure. The reference and details provided here in are of Regular Plan - Growth Option.

**Past Performance may or may not be sustained in future.**

#65% Nifty 500 TRI + 25% Nifty Short Duration Debt Index + 7.5% Domestic Price of Gold + 2.5% Domestic Price of Silver. For complete portfolio, please visit website: <https://www.miraeassetmf.co.in/downloads/portfolio>.

## Mirae Asset Multi Asset Allocation Fund – Lumpsum Report Card

### Mirae Asset Multi Asset Allocation Fund

Period	MAMAAF	Scheme Benchmark*	Additional Benchmark**
1 Year	10.47%	6.33%	-6.01%
Since Inception	11.07%	8.58%	1.27%
Value of Rs. 10,000 invested (in Rs.) Since Inception	12,552	11,950	10,277
NAV (in Rs.) as on 31-Mar-2026	₹12.55		
Index value (in Rs.) as on 31-Mar-2026	Index Value of 65% Nifty 500 (TRI) + 25% Nifty Short Duration Debt Index + 7.5% Domestic Price of Gold + 2.5% Domestic Price of Silver		119.50
	Index Value of BSE Sensex (TRI)		1,12,988.478
Allotment Date	31-01-2024		
Scheme Benchmark	*65% Nifty 500 (TRI) + 25% Nifty Short Duration Debt Index + 7.5% Domestic Price of Gold + 2.5% Domestic Price of Silver		
Additional Benchmark	**BSE Sensex (TRI)		

## Mirae Asset Multi Asset Allocation Fund – SIP Performance

### SIP Performance

Period	1 Year	Since Inception
Investment Value (in Rs.)	₹ 1,20,000	₹ 2,60,000
Market Value as on 31 <sup>st</sup> March 2026 (in Rs.)	₹ 1,21,343	₹ 2,83,231
Scheme Returns (%)	2.09	7.84
Benchmark Returns (%)	-4.83	3.09
Additional Benchmark Returns(%)	-20.66	-7.49

#### Past Performance may or may not be sustained in future.

Data as on 31<sup>st</sup> March, 2026. Please visit the website for more details <https://www.miraeassetmf.co.in/downloads/statutory-disclosure/addendum>. Different Plans under the scheme has different expense structure. The reference and details provided here in are of Regular Plan - Growth Option. For computation of since inception returns (%) the allotment NAV has been taken as Rs. 10.00.

& The SIP returns are calculated by XIRR approach assuming investment of 10,000/- on the 1st working day of every month

Fund manager: Mr. Harshad Borawake (Equity Portion), Mr. Siddharth Srivastava (Dedicated Fund Manager for Overseas Investments), Mr. Ritesh Patel (Dedicated Fund Manager for Commodity Investments) managing the scheme since January 31, 2024 & Mr. Basant Bafna (Debt Portion) managing the scheme since December 27, 2025

@ Pursuant to notice cum addendum no. 83/2025, Fund Manager of the scheme has been changed with effect from December 27, 2025.

## OTHER FUNDS MANAGED BY SAME FUND MANAGER

Period	Mirae Asset Low Duration Fund	Scheme Benchmark*	Additional Benchmark**	
<b>Period</b>	<b>MILPF</b>	<b>Scheme Benchmark*</b>	<b>Additional Benchmark**</b>	
<b>1 Year</b>	<b>6.07%</b>	<b>6.46%</b>	<b>2.11%</b>	
<b>3 Years</b>	<b>6.80%</b>	<b>7.17%</b>	<b>6.79%</b>	
<b>5 Years</b>	<b>5.67%</b>	<b>6.02%</b>	<b>4.95%</b>	
<b>10 Years</b>	<b>5.89%</b>	<b>6.56%</b>	<b>6.05%</b>	
<b>Since Inception</b>	<b>6.40%</b>	<b>7.21%</b>	<b>6.47%</b>	
NAV as on 31 <sup>st</sup> March 2026	2349.4756			
Index Value 31 <sup>st</sup> March 2026	Index Value of Scheme Benchmark is 5619.5700 and Crisil 10 yr Gilt index is 5114.4745			
Allotment Date	26 <sup>th</sup> June 2012			
Scheme Benchmark	*Nifty Low Duration Debt Index A-I			
Additional Benchmark	**Crisil 10 yr Gilt index			
Fund Managed by : Mr. Basant Bafna (since February 01, 2024) Note: Returns (%) for less than 1 year calculated on simple annualized basis, others are CAGR Compounded Annualized Growth returns. Latest available NAV has been taken for return calculation wherever applicable Inception date of Mirae Asset Low Duration Fund is March 05 2008, however since inception returns are calculated from June 26, 2012 as there were no investors in the interim period in the institutional plan.				
<b>Mirae Asset Dynamic Bond Fund - Fund Managed by - Mr. Basant Bafna</b> (Dynamic Bond Fund - An open ended dynamic debt scheme investing across duration. A relatively high interest rate risk and relatively high credit risk)				
Period	Mirae Asset Dynamic Bond Fund	Scheme Benchmark*	Scheme Benchmark * (Tier2)	Additional Benchmark**
Last 1 Year	6.06%	3.09%	6.89%	6.06%
Last 3 Years	6.48%	6.62%	7.58%	6.48%
Last 5 Years	4.97%	5.60%	-	4.97%
Since Inception	5.89%	6.77%	-	5.89%
Value of Rs. 10000 invested (in Rs.) Since Inception	16,765.50	18,059.30	-	16,264.52
NAV as on 31 <sup>st</sup> March 2026	₹16.7655			
Index Value 31 <sup>st</sup> March 2026	Index Value of Scheme Benchmark is 5917.5909 / 1 1311.44 and Crisil 10 yr Gilt index is 5114.4745			
Allotment Date	24 <sup>th</sup> March 2017			
Scheme Benchmark	*Tier-1-CRISIL Dynamic Bond A-III Index *Tier-2-Nifty PSU Bond Plus SDL April 2027 50:50 Index			
Additional Benchmark	**Crisil 10 yr Gilt index			
Fund Managed by : Mr. Basant Bafna (since December 27, 2025) Note: Returns (%) for less than 1 year calculated on simple annualized basis, others are CAGR Compounded Annualized Growth returns. Latest available NAV has been taken for return calculation wherever applicable				
<b>Mirae Asset Short Duration Fund - Fund Managed by - Mr. Basant Bafna</b> (Short Duration Fund -An open-ended short-term debt scheme investing in instruments such that the Macaulay duration of the portfolio is between 1 year to 3 years (please refer to page no. 14 of SID). A relatively high interest rate risk and moderate credit risk)				
Period	Mirae Asset Short Duration Fund	Scheme Benchmark*	Additional Benchmark**	
Last 1 Year	5.16%	6.16%	2.11%	
Last 3 Years	6.61%	7.25%	6.79%	
Last 5 Years	5.48%	6.10%	4.95%	
Since Inception	6.18%	6.85%	6.32%	
Value of Rs. 10000 invested (in Rs.) Since Inception	16,202.00	17,043.59	16,379.61	
NAV as on 31 <sup>st</sup> March 2026	₹16.2020			
Index Value 31 <sup>st</sup> March 2026	Index Value of Scheme Benchmark is 5203.9413 and Crisil 10 yr Gilt index is 5114.4745			
Allotment Date	16 <sup>th</sup> March 2018			
Scheme Benchmark	*CRISIL Short Duration Debt A-II Index			
Additional Benchmark	**Crisil 10 yr Gilt index			
Fund Managed by : Mr. Basant Bafna (since January 16, 2023) Note: Returns (%) for less than 1 year calculated on simple annualized basis, others are CAGR Compounded Annualized Growth returns. Latest available NAV has been taken for return calculation wherever applicable				
<b>Mirae Asset Ultra Short Duration Fund - Fund Managed by - Mr. Basant Bafna</b> (Ultra Short Duration Fund - An Open ended ultra-short-term debt scheme investing in instruments such that the Macaulay duration* of the portfolio is between 3 months to 6 months (*please refer to page no. 15 of SID). A relatively low interest rate risk and moderate credit risk.)				
Period	Mirae Asset Ultra Short Duration Fund	Scheme Benchmark*	Additional Benchmark**	
Last 1 Year	6.44%	6.52%	5.30%	
Last 3 Years	7.14%	7.22%	6.66%	
Last 5 Years	6.09%	6.22%	5.64%	
Since Inception	5.86%	5.98%	5.46%	
Value of Rs. 10000 invested (in Rs.) Since Inception	13,662.04	13,750.61	13,382.81	
NAV as on 31 <sup>st</sup> March 2026	₹ 1366.2037			
Index Value 31 <sup>st</sup> March 2026	Index Value of Scheme Benchmark is 5717.3100 and Crisil 1 Year T-bill is 8029.4759			
Allotment Date	7 <sup>th</sup> October 2020			
Scheme Benchmark	*Nifty Ultra Short Duration Debt Index A-I			
Additional Benchmark	**Crisil 1 Year T-bill			
Fund Managed by : Mr. Basant Bafna (since January 16, 2023) Note: Returns (%) for less than 1 year calculated on simple annualized basis, others are CAGR Compounded Annualized Growth returns. Latest available NAV has been taken for return calculation wherever applicable				

## OTHER FUNDS MANAGED BY SAME FUND MANAGER

<b>Mirae Asset Aggressive Hybrid Fund - Fund Managed by - Mr. Harshad Borawake, Mr. Vrijesh Kasera and Mr. Basant Bafna</b> (Aggressive Hybrid Fund - An open ended hybrid scheme investing predominantly in equity and equity related instruments)			
Period	Mirae Asset Aggressive Hybrid Fund	Scheme Benchmark*	Additional Benchmark**
Last 1 Year	0.82%	-0.62%	-6.01%
Last 3 Years	11.52%	10.73%	8.14%
Last 5 Years	10.03%	9.62%	9.05%
Last 10 Years	11.98%	11.60%	12.34%
Since Inception	10.95%	10.61%	10.71%
Value of Rs. 10000 Invested (in Rs.) Since Inception	30,326.00	29,356.08	29,652.16
NAV as on 31 <sup>st</sup> March 2026	₹ 30.326		
Index Value 31 <sup>st</sup> March 2026	Index Value of Scheme Benchmark is 19478.9399 and BSE Sensex (TRI) is 112988.4783		
Allotment Date	29 <sup>th</sup> July 2015		
Scheme Benchmark	*CRISIL Hybrid 35+65 - Aggressive Index		
Additional Benchmark	**BSE Sensex (TRI)		
Fund Managed by : Mr. Harshad Borawake (Equity Portion) (since April 01, 2020), Mr. Vrijesh Kasera (Equity Portion) (since April 01, 2020), Mr. Basant Bafna (Debt portion) (since December 27, 2025) Note: Returns (%) for less than 1 year calculated on simple annualized basis, others are CAGR- Compounded Annualized Growth returns. Latest available NAV has been taken for return calculation wherever applicable			
<b>Mirae Asset Equity Savings Fund - Fund Managed by - Mr. Harshad Borawake, Mr. Vrijesh Kasera, Ms. Bharti Sawant and Mr. Basant Bafna</b> (Equity Savings Fund - An open ended scheme investing in equity, arbitrage and debt)			
Period	Mirae Asset Equity Savings Fund	Scheme Benchmark*	Additional Benchmark**
Last 1 Year	3.69%	3.12%	2.11%
Last 3 Years	10.13%	8.64%	6.79%
Last 5 Years	8.75%	7.85%	4.95%
Since Inception	9.97%	8.68%	6.09%
Value of Rs. 10000 Invested (in Rs.) Since Inception	19,994.00	18,342.79	15,385.27
NAV as on 31 <sup>st</sup> March 2026	₹ 19.994		
Index Value 31 <sup>st</sup> March 2026	Index Value of Scheme Benchmark is 6230.3500 and Crisil 10 yr Gilt Index is 5114.4745		
Allotment Date	17 <sup>th</sup> December 2018		
Scheme Benchmark	*Nifty Equity Savings Index		
Additional Benchmark	**Crisil 10 yr Gilt Index		
Fund Managed by : Mr. Harshad Borawake, Mr. Vrijesh Kasera (Equity portion) (since October 12, 2019), Ms. Bharti Sawant (Equity portion) (since December 28, 2020), Mr. Basant Bafna (Debt portion) (since December 27, 2025) Note: Returns (%) for less than 1 year calculated on simple annualized basis, others are CAGR- Compounded Annualized Growth returns. Latest available NAV has been taken for return calculation wherever applicable			
<b>Mirae Asset Balanced Advantage Fund - Fund Managed by - Mr. Harshad Borawake and Mr. Basant Bafna</b> (Balanced Advantage Fund - An open-ended Dynamic Asset Allocation Fund)			
Period	Mirae Asset Balanced Advantage Fund	Scheme Benchmark*	Additional Benchmark**
Last 1 Year	1.89%	-0.64%	-3.99%
Last 3 Years	10.66%	8.39%	10.02%
Since Inception	8.84%	7.27%	7.78%
Value of Rs. 10000 Invested (in Rs.) Since Inception	13,610.00	12,910.73	13,135.85
NAV as on 31st March 2026	₹ 13.610		
Index Value 31st March 2026	Index Value of Scheme Benchmark is 15399.3400 and Nifty 50 Index (TRI) is 33655.4300		
Allotment Date	11 <sup>th</sup> August 2022		
Scheme Benchmark	*Nifty 50 Hybrid Composite Debt 50:50 Index		
Additional Benchmark	**Nifty 50 Index (TRI)		
Fund Managed by : Mr. Harshad Borawake (Equity portion) (since August 11, 2022), Mr. Basant Bafna (Debt portion) (since December 27, 2025) Note: Returns (%) for less than 1 year calculated on simple annualized basis, others are CAGR- Compounded Annualized Growth returns. Latest available NAV has been taken for return calculation wherever applicable			
<b>Mirae Asset Nifty 50 ETF (NSE Symbol: NIFTYETF, BSE Scrip Code: 542131) - Fund Managed by - Ms. Ekta Gala and Mr. Ritesh Patel</b> (Exchange Traded Fund (ETF) - An open ended scheme replicating/tracking Nifty 50 Index)			
Period	Mirae Asset Nifty 50 ETF	Scheme Benchmark*	Additional Benchmark**
Last 1 Year	-4.03%	-3.99%	-6.01%
Last 3 Years	9.96%	10.02%	8.14%
Last 5 Years	9.94%	10.01%	9.05%
Since Inception	11.73%	11.85%	11.35%
Value of Rs. 10000 Invested (in Rs.) Since Inception	22,638.93	22,811.01	22,073.61
NAV as on 31st March 2026	₹ 241.245		
Index Value 31st March 2026	Index Value of Scheme Benchmark is 33655.4300 and BSE Sensex (TRI) is 112988.4783		
Allotment Date	20 <sup>th</sup> November 2018		
Scheme Benchmark	*Nifty 50 Index (TRI)		
Additional Benchmark	**BSE Sensex (TRI)		
Fund Managed by : Ms. Ekta Gala (since December 28, 2020), Mr. Ritesh Patel (since March 12, 2025) Note: Returns (%) for less than 1 year calculated on simple annualized basis, others are CAGR- Compounded Annualized Growth returns. Latest available NAV has been taken for return calculation wherever applicable			

## OTHER FUNDS MANAGED BY SAME FUND MANAGER

<b>Mirae Asset Nifty Next 50 ETF (NSE Symbol: NEXT50 , BSE Scrip Code: 542922) - Fund Managed by - Ms. Ekta Gala and Mr. Ritesh Patel</b> (Exchange Traded Fund (ETF) - An open ended scheme replicating/tracking Nifty Next 50 Total Return Index)			
Period	Mirae Asset Nifty Next 50 ETF	Scheme Benchmark*	Additional Benchmark**
Last 1 Year	-3.39%	-3.33%	-6.01%
Last 3 Years	17.61%	17.78%	8.14%
Last 5 Years	12.78%	12.98%	9.05%
Since Inception	13.00%	13.44%	10.55%
Value of Rs. 10000 invested (in Rs.) Since Inception	21,299.14	21,815.90	18,600.04
NAV as on 31st March 2026	₹ 620.9508		
Index Value 31st March 2026	Index Value of Scheme Benchmark is 87002.3100 and BSE Sensex (TRI) is 112988.4783		
Allotment Date	24 <sup>th</sup> January 2020		
Scheme Benchmark	*Nifty Next 50 Index (TRI)		
Additional Benchmark	**BSE Sensex (TRI)		
Fund Managed by : Ms. Ekta Gala (since December 28, 2020), Mr. Ritesh Patel (since March 12, 2025) Note: Returns (%) for less than 1 year calculated on simple annualized basis, others are CAGR Compounded Annualized Growth returns. Latest available NAV has been taken for return calculation wherever applicable			
<b>Mirae Asset Nifty Financial Services ETF (NSE Symbol: BFSI , BSE Scrip Code: 543323) - Fund Managed by - Ms. Ekta Gala and Mr. Ritesh Patel</b> (Exchange Traded Fund (ETF) - An open ended scheme replicating/tracking Nifty Financial Services Total Return Index)			
Period	Mirae Asset Nifty Financial Services ETF	Scheme Benchmark*	Additional Benchmark**
Last 1 Year	-5.43%	-5.26%	-6.01%
Last 3 Years	10.15%	10.30%	8.14%
Since Inception	8.69%	8.84%	8.17%
Value of Rs. 10000 invested (in Rs.) Since Inception	14,756.09	14,856.43	14,431.11
NAV as on 31st March 2026	₹ 24.3018		
Index Value 31st March 2026	Index Value of Scheme Benchmark is 24.301800 and BSE Sensex (TRI) is 112988.4783		
Allotment Date	30 <sup>th</sup> July 2021		
Scheme Benchmark	*Nifty Financial Services Total Return Index (TRI)		
Additional Benchmark	**BSE Sensex (TRI)		
Fund Managed by : Ms. Ekta Gala (since July 30, 2021), Mr. Ritesh Patel (since March 12, 2025) Note: Returns (%) for less than 1 year calculated on simple annualized basis, others are CAGR Compounded Annualized Growth returns. Latest available NAV has been taken for return calculation wherever applicable			
<b>Mirae Asset Nifty Midcap 150 ETF (NSE Symbol: MIDCAPETF , BSE Scrip Code: 543481) - Fund Managed by - Ms. Ekta Gala and Mr. Ritesh Patel</b> (Exchange Traded Fund (ETF) - An open ended scheme replicating/tracking Nifty Midcap 150 Total Return Index)			
Period	Mirae Asset Nifty Midcap 150 ETF	Scheme Benchmark*	Additional Benchmark**
Last 1 Year	2.22%	2.27%	-6.01%
Last 3 Years	20.21%	20.32%	8.14%
Since Inception	17.08%	17.27%	8.31%
Value of Rs. 10000 invested (in Rs.) Since Inception	18,979.12	19,103.00	13,832.38
NAV as on 31st March 2026	₹ 19.8123		
Index Value 31st March 2026	Index Value of Scheme Benchmark is 24753.2100 and BSE Sensex (TRI) is 112988.4783		
Allotment Date	9 <sup>th</sup> March 2022		
Scheme Benchmark	*Nifty Midcap 150 Index (TRI)		
Additional Benchmark	**BSE Sensex (TRI)		
Fund Managed by : Ms. Ekta Gala (since March 09, 2022), Mr. Ritesh Patel (since March 12, 2025) Note: Returns (%) for less than 1 year calculated on simple annualized basis, others are CAGR Compounded Annualized Growth returns. Latest available NAV has been taken for return calculation wherever applicable			
<b>Mirae Asset BSE Sensex ETF (Formerly Known as Mirae Asset S&amp;P BSE Sensex ETF) (NSE Symbol: SENSEXETF , BSE Scrip Code: 543999) - Fund Managed by - Ms. Ekta Gala and Mr. Ritesh Patel</b> (Exchange Traded Fund (ETF) - An open ended scheme replicating/tracking BSE Sensex Total Return Index)			
Period	Mirae Asset BSE Sensex ETF	Scheme Benchmark*	Additional Benchmark**
Last 1 Year	-6.07%	-6.01%	-3.99%
Since Inception	4.64%	4.73%	6.41%
Value of Rs. 10000 invested (in Rs.) Since Inception	11,202.99	11,226.79	11,682.76
NAV as on 31st March 2026	₹ 73.7475		
Index Value 31st March 2026	Index Value of Scheme Benchmark is 112988.4783.1380 and Nifty 50 (TRI) is 33655.4300		
Allotment Date	29 <sup>th</sup> September 2023		
Scheme Benchmark	*BSE Sensex (TRI)		
Additional Benchmark	**Nifty 50 (TRI)		
Fund Managed by : Ms. Ekta Gala (since September 29, 2023), Mr. Ritesh Patel (since March 12, 2025) Note: Returns (%) for less than 1 year calculated on simple annualized basis, others are CAGR Compounded Annualized Growth returns. Latest available NAV has been taken for return calculation wherever applicable			

## OTHER FUNDS MANAGED BY SAME FUND MANAGER

<b>Mirae Asset Nifty500 Multicap 50:25:25 ETF (NSE Symbol: MULTICAP , BSE Scrip Code: 544241) - Fund Managed by - Ms. Ekta Gala and Mr. Ritesh Patel</b> (Exchange Traded Fund (ETF) - An open ended scheme replicating/tracking Nifty500 Multicap 50:25:25 Total Return Index)			
Period	Mirae Asset Nifty500 Multicap 50:25:25 ETF	Scheme Benchmark*	Additional Benchmark**
Last 1 Year	-2.71%	-2.54%	-3.99%
Since Inception	-8.99%	-8.76%	-6.54%
Value of Rs. 10000 invested (in Rs.) Since Inception	8,614.11	8,648.27	8,983.95
NAV as on 31st March 2026	₹ 14.2971		
Index Value 31st March 2026	Index Value of Scheme Benchmark is 18552.2500 and Nifty 50 (TRI) is 33655.4300		
Allotment Date	30 <sup>th</sup> August 2024		
Scheme Benchmark	*Nifty500 Multicap 50:25:25 (TRI)		
Additional Benchmark	**Nifty 50 (TRI)		
<small>Fund Managed by : Ms. Ekta Gala (since August 30, 2024), Mr. Ritesh Patel (since March 12, 2025)                      Note: Returns (%) for less than 1 year calculated on simple annualized basis, others are CAGR Compounded Annualized Growth returns. Latest available                      NAV has been taken for return calculation wherever applicable</small>			
<b>Mirae Asset NYSE FANG + ETF (NSE Symbol: MAFANG , BSE Scrip Code: 543291) - Fund Managed by - Mr. Siddharth Srivastava</b> (Exchange Traded Fund (ETF) - An open ended scheme replicating/tracking NYSE FANG + Total Return Index)			
Period	Mirae Asset NYSE FANG + EIF	Scheme Benchmark*	Additional Benchmark**
Last 1 Year	32.39%	33.34%	-6.01%
Last 3 Years	36.41%	37.46%	8.14%
Since Inception	21.98%	22.72%	9.49%
Value of Rs. 10000 invested (in Rs.) Since Inception	26,500.30	27,297.67	15,596.03
NAV as on 31st March 2026	₹ 128.7835		
Index Value 31st March 2026	Index Value of Scheme Benchmark is 18203.21961 and BSE Sensex (TRI) is 112988.4783		
Allotment Date	6 <sup>th</sup> May 2021		
Scheme Benchmark	*NYSE FANG + Index (TRI) (INR)		
Additional Benchmark	**BSE Sensex (TRI)		
<small>Fund Managed by : Mr. Siddharth Srivastava (since May 06, 2021)                      Note: Returns (%) for less than 1 year calculated on simple annualized basis, others are CAGR Compounded Annualized Growth returns. Latest available                      NAV has been taken for return calculation wherever applicable</small>			
<b>Mirae Asset S&amp;P 500 TOP 50 ETF (NSE Symbol: MASPTOP50 , BSE Scrip Code: 543365) - Fund Managed by - Mr. Siddharth Srivastava</b> (Exchange Traded Fund (ETF) - An open ended scheme replicating/tracking S&P 500 Top 50 Total Return Index)			
Period	Mirae Asset S&P 500 TOP 50 EIF	Scheme Benchmark*	Additional Benchmark**
Last 1 Year	31.20%	32.34%	-6.01%
Last 3 Years	26.50%	27.75%	8.14%
Since Inception	17.98%	19.12%	5.90%
Value of Rs. 10000 invested (in Rs.) Since Inception	21,146.26	22,089.35	12,965.76
NAV as on 31st March 2026	₹ 57.9344		
Index Value 31st March 2026	Index Value of Scheme Benchmark is 11784.0600 and BSE Sensex (TRI) is 112988.4783		
Allotment Date	20 <sup>th</sup> September 2021		
Scheme Benchmark	*S&P 500 Top 50 (TRI) (INR)		
Additional Benchmark	**BSE Sensex (TRI)		
<small>Fund Managed by : Mr. Siddharth Srivastava (since September 20, 2021)                      Note: Returns (%) for less than 1 year calculated on simple annualized basis, others are CAGR Compounded Annualized Growth returns. Latest available                      NAV has been taken for return calculation wherever applicable</small>			
<b>Mirae Asset Hang Seng TECH ETF (NSE Symbol: MAHKTECH , BSE Scrip Code: 543414) - Fund Managed by - Mr. Siddharth Srivastava</b> (Exchange Traded Fund (ETF) - An open ended scheme replicating/tracking Hang Seng TECH Total Return Index (INR))			
Period	Mirae Asset Hang Seng TECH EIF	Scheme Benchmark*	Additional Benchmark**
Last 1 Year	-4.76%	-4.08%	-6.01%
Last 3 Years	7.92%	8.66%	8.14%
Since Inception	0.46%	1.17%	6.91%
Value of Rs. 10000 invested (in Rs.) Since Inception	10,198.46	10,515.01	13,346.06
NAV as on 31st March 2026	₹ 18.8233		
Index Value 31st March 2026	Index Value of Scheme Benchmark is 6499.200 and BSE Sensex (TRI) is 112988.4783		
Allotment Date	6 <sup>th</sup> December 2021		
Scheme Benchmark	*Hang Seng TECH Index (TRI) (INR)		
Additional Benchmark	**BSE Sensex (TRI)		
<small>Fund Managed by : Mr. Siddharth Srivastava (since December 06, 2021)                      Note: Returns (%) for less than 1 year calculated on simple annualized basis, others are CAGR Compounded Annualized Growth returns. Latest available                      NAV has been taken for return calculation wherever applicable</small>			

## OTHER FUNDS MANAGED BY SAME FUND MANAGER

<b>Mirae Asset Nifty Bank ETF (NSE Symbol: BANKETF , BSE Scrip Code: 543944) - Fund Managed by - Ms. Ekta Gala and Mr. Ritesh Patel</b> (Exchange Traded Fund (ETF) - An open ended scheme replicating/tracking Nifty Bank Total Return Index)			
Period	Mirae Asset Nifty Bank ETF	Scheme Benchmark*	Additional Benchmark**
Last 1 Year	-1.85%	-1.73%	-3.99%
Since Inception	3.74%	3.93%	5.36%
Value of Rs. 10000 invested (in Rs.) Since Inception	11,042.61	11,094.88	11,513.33
NAV as on 31st March 2026	₹510.024		
Index Value 31st March 2026	Index Value of Scheme Benchmark is 70111.6200 and Nifty 50 TRI is 33655.4300		
Allotment Date	20 <sup>th</sup> July 2023		
Scheme Benchmark	*Nifty Bank Index (TRI)		
Additional Benchmark	**Nifty 50 TRI		
Fund Managed by : Ms. Ekta Gala (since July 20, 2023), Mr. Ritesh Patel (since March 12, 2025) Note: Returns (%) for less than 1 year calculated on simple annualized basis, others are CAGR. Compounded Annualized Growth returns. Latest available NAV has been taken for return calculation wherever applicable			
<b>Mirae Asset Nifty IT ETF (NSE Symbol: ITETF , BSE Scrip Code: 544006) - Fund Managed by - Ms. Ekta Gala and Mr. Ritesh Patel</b> (Exchange Traded Fund (ETF) - An open-ended scheme replicating/tracking Nifty IT Total Return Index)			
Period	Mirae Asset Nifty IT ETF	Scheme Benchmark*	Additional Benchmark**
Last 1 Year	-19.40%	-19.35%	-6.01%
Since Inception	-1.19%	-1.06%	5.11%
Value of Rs. 10000 invested (in Rs.) Since Inception	9,710.93	9,742.68	11,297.42
NAV as on 31st March 2026	₹30.5597		
Index Value 31st March 2026	Index Value of Scheme Benchmark is 41606.8300 and BSE Sensex (TRI) is 112988.4783		
Allotment Date	20 <sup>th</sup> October 2023		
Scheme Benchmark	*Nifty IT (TRI)		
Additional Benchmark	**BSE Sensex (TRI)		
Fund Managed by : Ms. Ekta Gala (since October 20, 2023), Mr. Ritesh Patel (since March 12, 2025) Note: Returns (%) for less than 1 year calculated on simple annualized basis, others are CAGR. Compounded Annualized Growth returns. Latest available NAV has been taken for return calculation wherever applicable			
<b>Mirae Asset Gold ETF(NSE Symbol: GOLDETF , BSE Scrip Code: 543781) - Fund Managed by - Mr. Ritesh Patel and Mr. Akshay Udeshi (Co-fund manager)</b> (Exchange Traded Fund (ETF) - An open ended scheme replicating/tracking Domestic Price of Gold)			
Period	Mirae Asset Gold ETF	Scheme Benchmark*	Additional Benchmark**
Last 1 Year	60.33%	64.76%	-3.99%
Last 3 Years	33.69%	34.83%	10.02%
Since Inception	34.56%	35.84%	8.69%
Value of Rs. 10000 invested (in Rs.) Since Inception	25,168.93	25,923.73	12,958.76
NAV as on 31st March 2026	₹142.2772		
Index Value 31st March 2026	Index Value of Scheme Benchmark is 14612600.0000 and Nifty 50 (TRI) is 33655.4300		
Allotment Date	20 <sup>th</sup> February 2023		
Scheme Benchmark	*Domestic Price of Physical Gold		
Additional Benchmark	**Nifty 50 (TRI)		
Fund Managed by : Mr. Ritesh Patel (since February 20, 2023), Mr. Akshay Udeshi (Co-fund manager) (since August 28, 2023) Note: Returns (%) for less than 1 year calculated on simple annualized basis, others are CAGR. Compounded Annualized Growth returns. Latest available NAV has been taken for return calculation wherever applicable			
<b>Mirae Asset Silver ETF (NSE Symbol: SILVERAG , BSE Scrip Code: 543922) - Fund Managed by - Mr. Ritesh Patel and Mr. Akshay Udeshi (Co-fund manager)</b> (Exchange Traded Fund (ETF) - An open ended scheme replicating/tracking Domestic Price of Silver)			
Period	Mirae Asset Silver ETF	Scheme Benchmark*	Additional Benchmark**
Last 1 Year	129.77%	129.00%	-3.99%
Since Inception	48.90%	49.79%	7.97%
Value of Rs. 10000 invested (in Rs.) Since Inception	30,619.30	31,139.11	12,406.68
NAV as on 31st March 2026	₹226.5712		
Index Value 31st March 2026	Index Value of Scheme Benchmark is 228860.0000 and Nifty 50 (TRI) is 33655.4300		
Allotment Date	9 <sup>th</sup> June 2023		
Scheme Benchmark	*Domestic Price of Physical Silver		
Additional Benchmark	**Nifty 50 (TRI)		
Fund Managed by : Mr. Ritesh Patel (since June 09, 2023), Mr. Akshay Udeshi (Co-fund manager) (since August 28, 2023) Note: Returns (%) for less than 1 year calculated on simple annualized basis, others are CAGR. Compounded Annualized Growth returns. Latest available NAV has been taken for return calculation wherever applicable			

## OTHER FUNDS MANAGED BY SAME FUND MANAGER

<b>Mirae Asset Diversified Equity Allocator Passive FOF (Formerly Known as Mirae Asset Equity Allocator Fund of Fund) - Fund Managed by - Mr. Siddharth Srivastava</b> (Fund of Fund - An open ended fund of fund scheme predominantly investing in units of domestic equity ETFs)			
Period	Mirae Asset Diversified Equity Allocator Passive FOF	Scheme Benchmark*	Additional Benchmark**
Last 1 Year	-2.76%	-2.80%	-6.01%
Last 3 Years	12.37%	12.64%	8.14%
Last 5 Years	11.15%	11.40%	9.05%
Since Inception	15.67%	15.97%	13.52%
Value of Rs. 10000 invested (in Rs.) Since Inception	22,353.00	22,672.66	20,150.55
NAV as on 31st March 2026	₹ 22.353		
Index Value 31st March 2026	Index Value of Scheme Benchmark is 16699.3900 and BSE Sensex (TRI) is 112988.4783		
Allotment Date	21 <sup>st</sup> September 2020		
Scheme Benchmark	*Nifty 200 Index (TRI)		
Additional Benchmark	**BSE Sensex (TRI)		
Fund Managed by : Mr. Siddharth Srivastava (since January 01, 2026) Note: Returns (%) for less than 1 year calculated on simple annualized basis, others are CAGR Compounded Annualized Growth returns. Latest available NAV has been taken for return calculation wherever applicable			
<b>Mirae Asset Global X Artificial Intelligence &amp; Technology ETF Fund of Fund - Fund Managed by - Mr. Siddharth Srivastava</b> (Fund of Fund - An open ended fund of fund scheme investing in units of Global X Artificial Intelligence & Technology ETF)			
Period	Mirae Asset Global X Artificial Intelligence & Technology ETF Fund of Fund	Scheme Benchmark*	Additional Benchmark**
Last 1 Year	41.47%	42.04%	-3.99%
Last 3 Years	29.45%	30.51%	10.02%
Since Inception	30.49%	31.65%	7.99%
Value of Rs. 10000 invested (in Rs.) Since Inception	25,819.00	26,648.70	13,151.41
NAV as on 31st March 2026	₹ 25.819		
Index Value 31st March 2026	Index Value of Scheme Benchmark is 8381.7885 and Nifty 50 Index (TRI) is 33655.4300		
Allotment Date	7 <sup>th</sup> September 2022		
Scheme Benchmark	*Index Artificial Intelligence & Big Data Index (TRI) (INR)		
Additional Benchmark	**Nifty 50 Index (TRI)		
Fund Managed by : Mr. Siddharth Srivastava (since September 07, 2022) Note: Returns (%) for less than 1 year calculated on simple annualized basis, others are CAGR Compounded Annualized Growth returns. Latest available NAV has been taken for return calculation wherever applicable			
<b>Mirae Asset Global Electric &amp; Autonomous Vehicles Equity Passive FOF (Formerly Known as Mirae Asset Global Electric &amp; Autonomous Vehicles ETFs Fund of Fund) - Fund Managed by - Mr. Siddharth Srivastava</b> (Fund of Fund - An open-ended fund of fund scheme investing in overseas equity Exchange Traded Funds which are based on companies involved in development of Electric & Autonomous Vehicles and related technology, components and materials)			
Period	Mirae Asset Global Electric & Autonomous Vehicles Equity Passive FOF	Scheme Benchmark*	Additional Benchmark**
Last 1 Year	61.61%	60.86%	-3.99%
Last 3 Years	13.20%	15.45%	10.02%
Since Inception	11.31%	15.06%	7.99%
Value of Rs. 10000 invested (in Rs.) Since Inception	14,653.00	16,487.53	13,151.41
NAV as on 31st March 2026	₹ 14.653		
Index Value 31st March 2026	Index Value of Scheme Benchmark is 2614.488746 and Nifty 50 Index (TRI) is 33655.43		
Allotment Date	7 <sup>th</sup> September 2022		
Scheme Benchmark	*Solactive Autonomous & Electric Vehicles Index (TRI) (INR)		
Additional Benchmark	**Nifty 50 Index (TRI)		
Fund Managed by : Mr. Siddharth Srivastava (since September 07, 2022) Note: Returns (%) for less than 1 year calculated on simple annualized basis, others are CAGR Compounded Annualized Growth returns. Latest available NAV has been taken for return calculation wherever applicable			
<b>Mirae Asset Gold ETF Fund of Fund - Fund Managed by - Ms. Ritesh Patel and Mr. Akshay Udeshi (Co- Fund Manager)</b> (Fund of Fund - An open ended fund of fund scheme investing in units of Mirae Asset Gold ETF)			
Period	Mirae Asset Gold ETF Fund of Fund	Scheme Benchmark*	Additional Benchmark**
Last 1 Year	60.70%	64.76%	-3.99%
Since Inception	52.26%	55.63%	-4.42%
Value of Rs. 10000 invested (in Rs.) Since Inception	18,244.00	18,823.70	9,374.01
NAV as on 31st March 2026	₹ 18.244		
Index Value 31st March 2026	Index Value of Scheme Benchmark is 14612600.0000 and Nifty 50 (TRI) is 33655.4300		
Allotment Date	25 <sup>th</sup> October 2024		
Scheme Benchmark	*Domestic Price of physical gold		
Additional Benchmark	**Nifty 50 (TRI)		
Fund Managed by : Mr. Ritesh Patel (since October 25, 2024), Mr. Akshay Udeshi (Co- Fund Manager) (since October 25, 2024) Note: Returns (%) for less than 1 year calculated on simple annualized basis, others are CAGR Compounded Annualized Growth returns. Latest available NAV has been taken for return calculation wherever applicable			

## OTHER FUNDS MANAGED BY SAME FUND MANAGER

<b>Mirae Asset Multi Factor Passive FOF - Fund Managed by - Mr. Ritesh Patel</b>			
<b>(Fund of Fund - An open-ended fund of fund scheme predominantly investing in units of factor based domestic equity ETFs)</b>			
Period	Mirae Asset Multi Factor Passive FOF	Scheme Benchmark*	Additional Benchmark**
6 Months (Simple Annualized)	-13.12%	-18.97%	-18.09%
Since Inception (Simple Annualized)	-9.93%	-14.23%	-14.19%
Value of Rs. 10000 invested (in Rs.) Since Inception	9,418.00	9,165.84	9,168.17
NAV as on 31st March 2026	₹ 9.418		
Index Value 31st March 2026	Index Value of Scheme Benchmark is 32813.1400 and Nifty 50 (TRI) is 33655.4300		
Allotment Date	29 <sup>th</sup> August 2025		
Scheme Benchmark	*Nifty 500 (TRI)		
Additional Benchmark	**Nifty 50 (TRI)		
Fund Managed by : Mr. Ritesh Patel (since August 29, 2025) Note: Returns (%) for less than 1 year calculated on simple annualized basis, others are CAGR Compounded Annualized Growth returns. Latest available NAV has been taken for return calculation wherever applicable			
<b>Mirae Asset Gold Silver Passive FoF - Fund Managed by - Mr. Ritesh Patel</b>			
<b>(Fund of Fund - An open-ended fund of fund scheme predominantly investing in units of Mirae Asset Gold ETF and Mirae Asset Silver ETF)</b>			
Period	Mirae Asset Gold Silver Passive FoF	Scheme Benchmark*	Additional Benchmark**
6 Months (Simple Annualized)	82.71%	90.72%	-18.09%
Since Inception (Simple Annualized)	110.28%	118.43%	-14.19%
Value of Rs. 10000 invested (in Rs.) Since Inception	16,466.00	16,943.29	9,168.17
NAV as on 31st March 2026	₹ 16.466		
Index Value 31st March 2026	Index Value of Scheme Benchmark is 169432.9250 and Nifty50 (TRI) is 33655.4300		
Allotment Date	29 <sup>th</sup> August 2025		
Scheme Benchmark	*Domestic Price of Gold (50%) + Domestic Price of Silver (50%)		
Additional Benchmark	**Nifty 50 (TRI)		
Fund Managed by : Mr. Ritesh Patel (since August 29, 2025) Note: Returns (%) for less than 1 year calculated on simple annualized basis, others are CAGR Compounded Annualized Growth returns. Latest available NAV has been taken for return calculation wherever applicable			
<b>Mirae Asset Nifty LargeMidcap 250 Index Fund - Fund Managed by - Ms. Ekta Gala and Mr. Ritesh Patel</b>			
<b>(An open-ended scheme replicating/tracking Nifty LargeMidcap 250 Total Return Index)</b>			
Period	Mirae Asset Nifty LargeMidcap 250 Index Fund	Scheme Benchmark*	Additional Benchmark**
Last 1 Year	-1.86%	-0.82%	-3.99%
Since Inception	-6.03%	-5.06%	-5.01%
Value of Rs. 10000 invested (in Rs.) Since Inception	9,148.00	9,282.90	9,290.02
NAV as on 31st March 2026	₹ 9.148		
Index Value 31st March 2026	Index Value of Scheme Benchmark is 18939.9600 and Nifty 50 (TRI) is 33655.4300		
Allotment Date	24 <sup>th</sup> October 2024		
Scheme Benchmark	*Nifty LargeMidcap 250 (TRI)		
Additional Benchmark	**Nifty 50 (TRI)		
Fund Managed by : Ms. Ekta Gala (since October 24, 2024), Mr. Ritesh Patel (since March 12, 2025) Note: Returns (%) for less than 1 year calculated on simple annualized basis, others are CAGR Compounded Annualized Growth returns. Latest available NAV has been taken for return calculation wherever applicable			
<b>Mirae Asset Nifty 50 Index Fund - Fund Managed by - Ms. Ekta Gala and Mr. Ritesh Patel</b>			
<b>(An open-ended scheme replicating/tracking Nifty 50 Total Return Index)</b>			
Period	Mirae Asset Nifty 50 Index Fund	Scheme Benchmark*	Additional Benchmark**
Last 1 Year	-4.76%	-3.99%	-6.01%
Since Inception	-5.82%	-5.01%	-6.27%
Value of Rs. 10000 invested (in Rs.) Since Inception	9,177.10	9,290.02	9,114.44
NAV as on 31st March 2026	₹ 9.1771		
Index Value 31st March 2026	Index Value of Scheme Benchmark is 33655.4300 and BSE Sensex (TRI) is 112988.4783		
Allotment Date	24 <sup>th</sup> October 2024		
Scheme Benchmark	*Nifty 50 (TRI)		
Additional Benchmark	**BSE Sensex (TRI)		
Fund Managed by : Ms. Ekta Gala (since October 24, 2024), Mr. Ritesh Patel (since March 12, 2025) Note: Returns (%) for less than 1 year calculated on simple annualized basis, others are CAGR Compounded Annualized Growth returns. Latest available NAV has been taken for return calculation wherever applicable			

## OTHER FUNDS MANAGED BY SAME FUND MANAGER

<b>Mirae Asset Nifty Total Market Index Fund - Fund Managed by - Ms. Ekta Gala and Mr. Ritesh Patel</b> (An open ended scheme replicating/tracking Nifty Total Market Total Return Index)			
Period	Mirae Asset Nifty Total Market Index Fund	Scheme Benchmark*	Additional Benchmark**
Last 1 Year	-4.01%	-3.09%	-3.99%
Since Inception	-7.00%	-6.18%	-4.88%
Value of Rs. 10000 invested (in Rs.) Since Inception	9,019.20	9,132.44	9,313.02
NAV as on 31st March 2026	₹ 9.0192		
Index Value 31st March 2026	Index Value of Scheme Benchmark is 15119.6900 and Nifty 50 (TRI) is 33655.4300		
Allotment Date	28 <sup>th</sup> October 2024		
Scheme Benchmark	*Nifty Total Market (TRI)		
Additional Benchmark	**Nifty 50 (TRI)		
Fund Managed by : Ms. Ekta Gala (since October 28, 2024), Mr. Ritesh Patel (since March 12, 2025) Note: Returns (%) for less than 1 year calculated on simple annualized basis, others are CAGR- Compounded Annualized Growth returns. Latest available NAV has been taken for return calculation wherever applicable			
<b>Mirae Asset Income plus Arbitrage Active FoF - Fund Managed by - Mr. Basant Bafna</b> (Fund of Fund - An open-ended fund of funds scheme investing in units of actively managed Debt oriented and arbitrage Mutual Fund schemes)			
Period	Mirae Asset Income plus Arbitrage Active FoF	Scheme Benchmark*	Additional Benchmark**
6 Months (Simple Annualized)	4.83%	5.38%	-1.13%
Since Inception (Simple Annualized)	5.06%	5.42%	-1.34%
Value of Rs. 10000 invested (in Rs.) Since Inception	10,374.00	10,401.09	9,901.11
NAV as on 31st March 2026	₹ 10.374		
Index Value 31st March 2026	Index Value of Scheme Benchmark is 104.0109 and Crisil 10 yr Gilt Index is 5114.4745		
Allotment Date	4 <sup>th</sup> July 2025		
Scheme Benchmark	*Nifty Short Duration Debt Index (60%) + Nifty 50 Arbitrage Index (TRI) (40%)		
Additional Benchmark	**Crisil 10 yr Gilt Index		
Fund Managed by : Mr. Basant Bafna (since December 27, 2025) Note: Returns (%) for less than 1 year calculated on simple annualized basis, others are CAGR- Compounded Annualized Growth returns. Latest available NAV has been taken for return calculation wherever applicable			

### Disclaimer

Past Performance may or may not be sustained in future.

Note: For computation of since inception returns (%) the allotment NAV has been taken as ₹10.00.

Note:1. Different Plans under the scheme has different expense structure. The reference and details provided here in are of Regular Plan - Growth Option

Inception date of Mirae Asset Low Duration Fund is March 05 2008, however since inception returns are calculated from June 26, 2012 as there were no investors in the interim period in the institutional plan.

\*Pursuant to notice cum addendum no. 84/2025, Mirae Asset Mutual Fund introduce Daily frequency under the SIP facility with effect from January 05, 2026.

@ Pursuant to notice cum addendum no. 83/2025, Fund Manager of the scheme has been changed with effect from December 27, 2025.

The sector(s)/stock(s)/issuer(s) mentioned in this presentation do not constitute any research report/recommendation of the same and the fund may or may nothave any future position in these sector(s)/stock(s)/issuer(s) For complete portfolio of the scheme, please visit the website <https://www.miraeassetmf.co.in/downloads/portfolio>.

^Pursuant to Clause 3.9 of Part IV of the SEBI Master Circular dated March 20, 2026, the universe of 'Large Cap' shall consist of the top 100 entities, 'Mid Cap' shall consist of the 101<sup>st</sup> to 250<sup>th</sup> entities,- and 'Small Cap' shall consist of the 251<sup>st</sup> and onwards entities in terms of full market capitalization.

Pursuant to clause 14.2.2 of SEBI master circular dated March 20, 2026, Mirae Asset Nifty Smallcap 250 ETF, Mirae Asset Nifty Top 20 Equal Weight ETF, Mirae Asset Silver ETF FOF, Mirae Asset Nifty 500 Healthcare ETF and Mirae Asset Nifty India Infrastructure & Logistics ETF is in existence for less than 6 months, hence performance shall not be provided.

Investors may note that they will bear recurring expenses of the underlying scheme in addition to the expenses of the scheme.

For further information about other schemes (product labelling and performance of the fund) please visit the website of the AMC:

[www.miraeassetmf.co.in](http://www.miraeassetmf.co.in)

# Product Label & Riskometers

## Mirae Asset Multi Asset Allocation Fund

(Multi Asset Allocation Fund - An open ended scheme investing in equity, debt and money market instruments, Gold ETFs, Silver ETFs and exchange traded commodity derivatives)

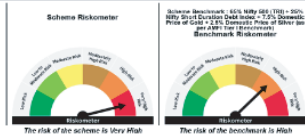
### PRODUCT LABELLING

#### Mirae Asset Multi Asset Allocation Fund

This product is suitable for investors who are seeking\*

- To generate long term capital appreciation/income
- Investments in equity, debt & money market instruments, commodity ETFs and exchange traded commodity derivatives.

\*Investors should consult their financial advisors if they are not clear about the suitability of the product.



## Mirae Asset Dynamic Bond Fund

(Dynamic Bond Fund - An open ended dynamic debt scheme investing across duration. A relatively high interest rate risk and relatively high credit risk)

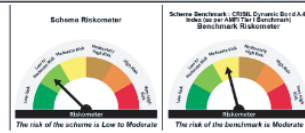
### PRODUCT LABELLING

#### Mirae Asset Dynamic Bond Fund

This product is suitable for investors who are seeking\*

- Optimal returns over short to medium term
- To generate optimal returns through active management of a portfolio of debt and money market instruments

\*Investors should consult their financial advisors if they are not clear about the suitability of the product.



## Mirae Asset Aggressive Hybrid Fund

(Aggressive Hybrid Fund - An open ended hybrid scheme investing predominantly in equity and equity related instruments)

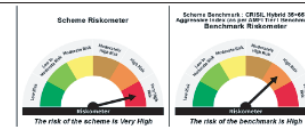
### PRODUCT LABELLING

#### Mirae Asset Aggressive Hybrid Fund

This product is suitable for investors who are seeking\*

- Capital appreciation along with current income over long term
- Aggressive hybrid fund investing predominantly in equities & equity related instruments with balance exposure to debt & money market instruments

\*Investors should consult their financial advisors if they are not clear about the suitability of the product.



## Mirae Asset Equity Savings Fund

(Equity Saving Fund - An open ended scheme investing in equity, arbitrage and debt)

### PRODUCT LABELLING

#### Mirae Asset Equity Savings Fund

This product is suitable for investors who are seeking\*

- Capital appreciation and income distribution
- Investment in equity and equity related instruments, arbitrage opportunities and debt & money market instruments

\*Investors should consult their financial advisors if they are not clear about the suitability of the product.



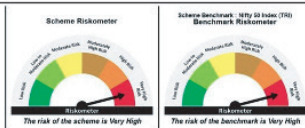
## Mirae Asset Nifty 50 ETF

(Fund of Fund - An open-ended fund of funds scheme investing in units of actively managed Debt oriented and arbitrage Mutual Fund schemes)  
NSE Symbol: NEXT50 , BSE Scrip Code: 542922

### Investment Objective

#### Mirae Asset Nifty 50 ETF

The investment objective of the scheme is to generate returns, before expenses, that are commensurate with the Performance of the Nifty 50 Index, subject to tracking error.  
The Scheme does not guarantee or assure any returns. There is no assurance that the investment objective of the scheme will be achieved.



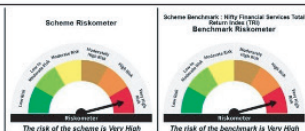
## Mirae Asset Nifty Financial Services ETF

(Exchange Traded Fund (ETF) - An open ended scheme replicating/tracking Nifty Financial Services Total Return Index)  
NSE Symbol: BFSI , BSE Scrip Code: 543323

### Investment Objective

#### Mirae Asset Nifty Financial Services ETF

The investment objective of the scheme is to generate returns, before expenses, that are commensurate with the performance of the Nifty Financial Services Total Return Index, subject to tracking error. The Scheme does not guarantee or assure any returns.  
There is no assurance that the investment objective of the scheme will be achieved.



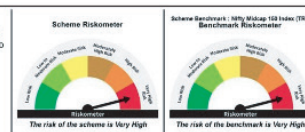
## Mirae Asset BSE Sensex ETF (Formerly Known as Mirae Asset S&P BSE Sensex ETF)

(Exchange Traded Fund (ETF) - An open ended scheme replicating/tracking BSE Sensex Total Return Index)  
NSE Symbol: SENSEXETF , BSE Scrip Code: 543999

### Investment Objective

#### Mirae Asset Nifty Midcap 150 ETF

The investment objective of the scheme is to generate returns, before expenses, that are commensurate with the performance of the Nifty Midcap 150 Total Return Index, subject to tracking error. The Scheme does not guarantee or assure any returns.  
There is no assurance that the investment objective of the scheme will be achieved.



## Mirae Asset NYSE FANG + ETF

(Exchange Traded Fund (ETF) - An open ended scheme replicating/tracking NYSE FANG + Total Return Index)  
NSE Symbol: MAFANG , BSE Scrip Code: 543291

### PRODUCT LABELLING

#### Mirae Asset NYSE FANG + ETF

This product is suitable for investors who are seeking\*

- Returns that are commensurate with the performance of NYSE FANG + Total Return Index, subject to tracking error and foreign exchange movement
- Investments in equity securities covered by NYSE FANG + Total Return Index

\*Investors should consult their financial advisors if they are not clear about the suitability of the product.



## Mirae Asset Low Duration Fund

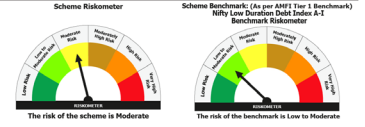
(Low Duration Fund - An open-ended low duration debt scheme investing in instruments with Macaulay duration\* of the portfolio between 6 months and 12 months (\*Refer page no. 15 of SID). A moderate interest rate risk and moderate credit risk.)

### PRODUCT LABELLING

Mirae Asset Low Duration Fund is suitable for investors who are seeking\*

- An open ended low duration debt scheme
- Investment in debt and money market instruments such that the Macaulay duration of the portfolio is between 6 - 12 months

\*Investors should consult their financial advisors if they are not clear about the suitability of the product.



## Mirae Asset Short Duration Fund

(Short Duration Fund - An open-ended short-term debt scheme investing in instruments such that the Macaulay duration of the portfolio is between 1 year to 3 years (please refer to page no. 14 of SID). A relatively high interest rate risk and moderate credit risk)

### PRODUCT LABELLING

#### Mirae Asset Short Duration Fund

This product is suitable for investors who are seeking\*

- Optimal returns over short term
- Investment in an actively managed diversified portfolio of debt and money market instruments including REITs & InvITS

\*Investors should consult their financial advisors if they are not clear about the suitability of the product.



## Mirae Asset Ultra Short Duration Fund

(Ultra Short Duration Fund - An Open ended ultra-short-term debt scheme investing in instruments such that the Macaulay duration of the portfolio is between 3 months to 6 months (\*please refer to page no. 15 of SID). A relatively low interest rate risk and moderate credit risk)

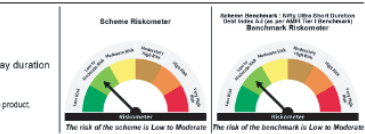
### PRODUCT LABELLING

#### Mirae Asset Ultra Short Duration Fund

This product is suitable for investors who are seeking\*

- Income over a short-term investment horizon
- Investments in debt and money market securities with portfolio Macaulay duration between 3 months & 6 months

\*Investors should consult their financial advisors if they are not clear about the suitability of the product.



## Mirae Asset Balanced Advantage Fund

(Balanced Advantage Fund - An open ended dynamic asset allocation fund)

### PRODUCT LABELLING

#### Mirae Asset Balanced Advantage Fund

This product is suitable for investors who are seeking\*

- To generate long-term capital appreciation/income
- Investment in equity, equity related securities & debt, money market instruments while managing risk through active allocation

\*Investors should consult their financial advisors if they are not clear about the suitability of the product.



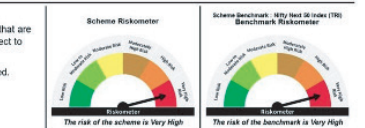
## Mirae Asset Nifty Next 50 ETF

(Exchange Traded Fund (ETF) - An open ended scheme replicating/tracking Nifty Next 50 Total Return Index)  
NSE Symbol: NEXT50 , BSE Scrip Code: 542922

### Investment Objective

#### Mirae Asset Nifty Next 50 ETF

The investment objective of the scheme is to generate returns, before expenses, that are commensurate with the performance of the Nifty Next 50 Total Return Index, subject to tracking error. The Scheme does not guarantee or assure any returns.  
There is no assurance that the investment objective of the scheme will be achieved.



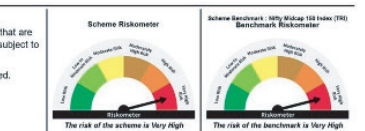
## Mirae Asset Nifty Midcap 150 ETF

(Exchange Traded Fund (ETF) - An open ended scheme replicating/tracking Nifty Midcap 150 Total Return Index)  
NSE Symbol: MIDCAPETF , BSE Scrip Code: 543481

### Investment Objective

#### Mirae Asset Nifty Midcap 150 ETF

The investment objective of the scheme is to generate returns, before expenses, that are commensurate with the performance of the Nifty Midcap 150 Total Return Index, subject to tracking error. The Scheme does not guarantee or assure any returns.  
There is no assurance that the investment objective of the scheme will be achieved.



## Mirae Asset Nifty500 Multicap 50:25:25 ETF

(Exchange Traded Fund (ETF) - An open ended scheme replicating/tracking Nifty500 Multicap 50:25:25 Total Return Index)  
NSE Symbol: MULTICAP , BSE Scrip Code: 544241

### Investment Objective

#### Mirae Asset Nifty500 Multicap 50:25:25 ETF

The investment objective of the scheme is to generate returns, before expenses, that are commensurate with the performance of the Nifty500 Multicap 50:25:25 Total Return Index, subject to tracking error. The Scheme does not guarantee or assure any returns.  
There is no assurance that the investment objective of the scheme will be achieved.



## Mirae Asset S&P 500 TOP 50 ETF

(Exchange Traded Fund (ETF) - An open ended scheme replicating/tracking S&P 500 Top 50 Total Return Index)  
NSE Symbol: MASPTOP50 , BSE Scrip Code: 543365

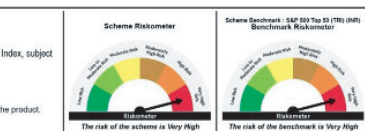
### PRODUCT LABELLING

#### Mirae Asset S&P 500 Top 50 ETF

This product is suitable for investors who are seeking\*

- Returns that are commensurate with the performance of S&P 500 Top 50 Total Return Index, subject to tracking error and foreign exchange movement.
- Investments in equity securities covered by S&P 500 Top 50 Total Return Index

\*Investors should consult their financial advisors if they are not clear about the suitability of the product.



## Mirae Asset Hang Seng TECH ETF

(Exchange Traded Fund (ETF) - An open ended scheme replicating/tracking Hang Seng TECH Total Return Index (NR)  
NSE Symbol: MAHKTECH , BSE Scrip Code: 543414

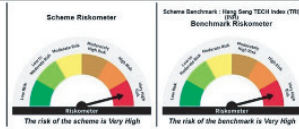
### PRODUCT LABELLING

#### Mirae Asset Hang Seng TECH ETF

This product is suitable for investors who are seeking\*

- Returns that are commensurate with the performance of Hang Seng TECH Total Return Index, subject to tracking error and foreign exchange movement
- Investments in equity securities covered by Hang Seng TECH Total Return Index

\*Investors should consult their financial advisors if they are not clear about the suitability of the product.



## Mirae Asset Nifty IT ETF

(Exchange Traded Fund (ETF) - An open-ended scheme replicating/tracking Nifty IT Total Return Index)

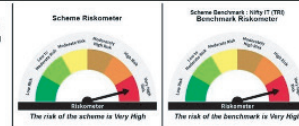
NSE Symbol: ITETF , BSE Scrip Code: 544006

### Investment Objective

#### Mirae Asset Nifty IT ETF

The investment objective of the scheme is to generate returns, before expenses, that are commensurate with the performance of the Nifty IT Total Return Index, subject to tracking error.

There is no assurance or guarantee that the investment objective of the Scheme will be realized



## Mirae Asset Gold ETF

(Exchange Traded Fund (ETF) - An open ended scheme replicating/tracking Domestic Price of Gold)

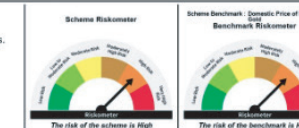
NSE Symbol: GOLDETF , BSE Scrip Code: 543781

### Investment Objective

#### Mirae Asset Gold ETF

To generate returns that are in line with the performance of physical gold in domestic prices, subject to tracking error. The Scheme does not guarantee or assure any returns.

There is no assurance that the investment objective of the scheme will be achieved.



## Mirae Asset Diversified Equity Allocator Passive FOF (Formerly Known as Mirae Asset Equity Allocator Fund of Fund)

(Fund of Fund - An open ended fund of fund scheme predominantly investing in units of domestic equity ETFs)

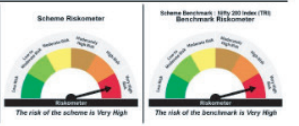
### PRODUCT LABELLING

#### Mirae Asset Diversified Equity Allocator Passive FOF

This product is suitable for investors who are seeking\*

- To generate long term capital appreciation/income
- Investments predominantly in units of equity Exchange Traded Funds

\*Investors should consult their financial advisors if they are not clear about the suitability of the product.



## Mirae Asset Global Electric & Autonomous Vehicles Equity Passive FOF (Formerly Known as Mirae Asset Global Electric & Autonomous Vehicles ETFs Fund of Fund)

(Fund of Fund - An open-ended fund of fund scheme investing in overseas equity Exchange Traded Funds which are based on companies involved in development of Electric & Autonomous Vehicles and related technology, components and materials)

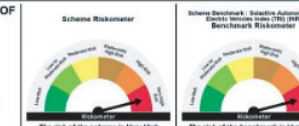
### PRODUCT LABELLING

#### Mirae Asset Global Electric & Autonomous Vehicles Equity Passive FOF

This product is suitable for investors who are seeking\*

- To generate long-term capital appreciation/income
- Investments in units of equity ETFs which are based on companies involved in development of Electric & Autonomous Vehicles and related technology, components and materials

\*Investors should consult their financial advisors if they are not clear about the suitability of the product.



## Mirae Asset Gold Silver Passive FoF

(Fund of Fund - An open-ended fund of fund scheme predominantly investing in units of Mirae Asset Gold ETF and Mirae Asset Silver ETF)

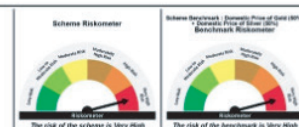
### PRODUCT LABELLING

#### Mirae Asset Gold Silver Passive FoF

This product is suitable for investors who are seeking\*

- Investments predominantly in units of gold and silver exchange traded funds
- To generate long-term capital appreciation/income

\*Investors should consult their financial advisors if they are not clear about the suitability of the product.



## Mirae Asset Nifty LargeMidcap 250 Index Fund

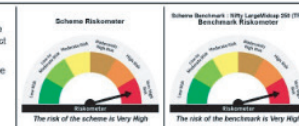
(An open-ended scheme replicating/tracking Nifty LargeMidcap 250 Total Return Index)

### Investment Objective

#### Mirae Asset Nifty LargeMidcap 250 Index Fund

The investment objective of the scheme is to generate returns, before expenses, that are commensurate with the performance of Nifty LargeMidcap 250 Total Return Index, subject to tracking error.

There is no assurance or guarantee that the investment objective of the scheme would be achieved.



## Mirae Asset Nifty Total Market Index Fund

(An open ended scheme replicating/tracking Nifty Total Market Total Return Index)

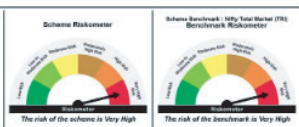
### PRODUCT LABELLING

#### Mirae Asset Nifty Total Market Index Fund

This product is suitable for investors who are seeking\*

- Returns that commensurate with the performance of Nifty Total Market Total Return Index, subject to tracking error over long term
- Investments in securities constituting by Nifty Total Market Total Return Index

\*Investors should consult their financial advisors if they are not clear about the suitability of the product.



## Mirae Asset Nifty Bank ETF

(Exchange Traded Fund (ETF) - An open ended scheme replicating/tracking Nifty Bank Total Return Index)

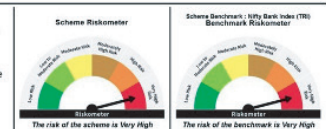
NSE Symbol: BANKETF , BSE Scrip Code: 543944

### Investment Objective

#### Mirae Asset Nifty Bank ETF

The investment objective of the scheme is to generate returns, before expenses, that are commensurate with the performance of the Nifty Bank Total Return Index, subject to tracking error.

There is no assurance or guarantee that the investment objective of the scheme would be achieved.



## Mirae Asset Nifty 8-13 yr G-Sec ETF

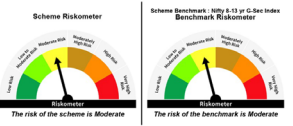
(Exchange Traded Fund (ETF) - An open ended Index Exchange Traded Fund tracking Nifty 8-13 yr G-Sec Index. Relatively High interest rate risk and Relatively Low Credit Risk) NSE Symbol: GSEC10YEAR , BSE Scrip Code: 543875

### Investment Objective

#### Mirae Asset Nifty 8-13 yr G-Sec ETF

The investment objective of the Scheme is to provide returns before expenses that correspond to the returns of Nifty 8-13 yr G-Sec Index, subject to tracking errors. There is no assurance that the investment objective of the scheme will be achieved.

There is no assurance or guarantee that the investment objective of the scheme would be achieved.



## Mirae Asset Silver ETF

(Exchange Traded Fund (ETF) - An open ended scheme replicating/tracking Domestic Price of Silver)

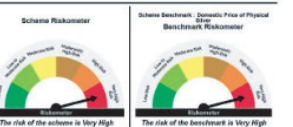
NSE Symbol: SILVERAG , BSE Scrip Code: 543922

### Investment Objective

#### Mirae Asset Silver ETF

To generate returns that are in line with the performance of physical silver in domestic prices, subject to tracking error. The Scheme does not guarantee or assure any returns.

There is no assurance that the investment objective of the scheme will be achieved.



## Mirae Asset Global X Artificial Intelligence & Technology ETF Fund of Fund

(Fund of Fund - An open ended fund of fund scheme investing in units of Global X Artificial Intelligence & Technology ETF)

### PRODUCT LABELLING

#### Mirae Asset Global X Artificial Intelligence & Technology ETF Fund of Fund

This product is suitable for investors who are seeking\*

- To generate long-term capital appreciation/income
- Investments in Global X Artificial Intelligence & Technology ETF

\*Investors should consult their financial advisors if they are not clear about the suitability of the product.



## Mirae Asset Gold ETF Fund of Fund

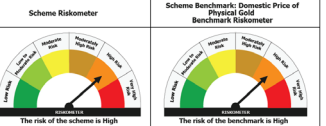
(Fund of Fund - An open ended fund of fund scheme investing in units of Mirae Asset Gold ETF)

### Investment objective

#### Mirae Asset Gold ETF Fund of Fund

To generate returns that are in line with the performance of physical gold in domestic prices, subject to tracking error. The Scheme does not guarantee or assure any returns.

There is no assurance that the investment objective of the Scheme will be achieved.



## Mirae Asset Multi Factor Passive FOF

(Fund of Fund - An open-ended fund of fund scheme predominantly investing in units of factor based domestic equity ETFs)

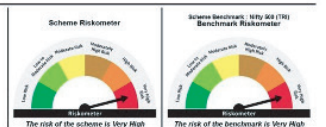
### PRODUCT LABELLING

#### Mirae Asset Multi Factor Passive FOF

This product is suitable for investors who are seeking\*

- Investments predominantly in units of factor based domestic equity exchange traded funds
- To generate long-term capital appreciation/income

\*Investors should consult their financial advisors if they are not clear about the suitability of the product.



## Mirae Asset Nifty 50 Index Fund

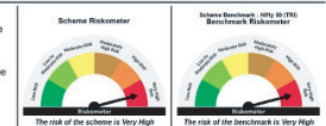
(An open-ended scheme replicating/tracking Nifty 50 Total Return Index)

### Investment Objective

#### Mirae Asset Nifty 50 Index Fund

The investment objective of the scheme is to generate returns, before expenses, that are commensurate with the performance of Nifty 50 Total Return Index, subject to tracking error.

There is no assurance or guarantee that the investment objective of the scheme would be achieved.



## Mirae Asset Income plus Arbitrage Active FoF

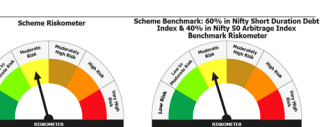
(Fund of Fund - An open-ended fund of funds scheme investing in units of actively managed Debt oriented and arbitrage Mutual Fund schemes)

### PRODUCT LABELLING

#### Mirae Asset Income plus Arbitrage Active FoF is suitable for investors who are seeking\*

- To generate low volatility returns over short to medium term.
- Investments predominantly in units of actively managed Debt oriented and arbitrage Mutual Fund schemes

\*Investors should consult their financial advisors if they are not clear about the suitability of the product.



Investors may note that they will bear recurring expenses of the underlying scheme in addition to the expenses of this scheme. The TER of underlying scheme is: Mirae Asset Arbitrage Fund - 0.14%, Mirae Asset Money Market Fund - 0.08%, Mirae Asset Short Duration Fund - 0.21%, Mirae Asset Long Duration Fund - 0.16%

### Mirae Asset Nifty 8-13 yr G-Sec ETF

Potential Risk Class Matrix (PRC)			
Credit Risk → Interest Rate Risk ↓	Relatively Low (Class A)	Moderate (Class B)	Relatively High (Class C)
Relatively Low (Class I)			
Moderate (Class II)			
Relatively High (Class III)	A-III		

### Mirae Asset Low Duration Fund

Potential Risk Class Matrix (PRC)			
Credit Risk → Interest Rate Risk ↓	Relatively Low (Class A)	Moderate (Class B)	Relatively High (Class C)
Relatively Low (Class I)			
Moderate (Class II)		B-II	
Relatively High (Class III)			

### Mirae Asset Dynamic Bond Fund

Potential Risk Class Matrix (PRC)			
Credit Risk → Interest Rate Risk ↓	Relatively Low (Class A)	Moderate (Class B)	Relatively High (Class C)
Relatively Low (Class I)			
Moderate (Class II)			
Relatively High (Class III)			C-III

### Mirae Asset Short Duration Fund

Potential Risk Class Matrix (PRC)			
Credit Risk → Interest Rate Risk ↓	Relatively Low (Class A)	Moderate (Class B)	Relatively High (Class C)
Relatively Low (Class I)			
Moderate (Class II)			
Relatively High (Class III)		B-III	

### Mirae Asset Ultra Short Duration Fund

Potential Risk Class Matrix (PRC)			
Credit Risk → Interest Rate Risk ↓	Relatively Low (Class A)	Moderate (Class B)	Relatively High (Class C)
Relatively Low (Class I)		B-I	
Moderate (Class II)			
Relatively High (Class III)			

## Disclaimer & Risk Factor

Pursuant to Clause 3.9 of Part IV of the SEBI Master Circular dated March 20, 2026, the universe of 'Large Cap' shall consist of the top 100 entities, 'Mid Cap' shall consist of the 101<sup>st</sup> to 250<sup>th</sup> entities,- and 'Small Cap' shall consist of the 251<sup>st</sup> and onwards entities in terms of full market capitalization.

**BSE Sensex Disclaimer:** The BSE Indices are published by Asia Index Private Limited ("AIPL"), which is a wholly owned subsidiary of BSE Limited ("BSE"). BSE® and SENSEX® are registered trademarks of BSE. The trademarks have been licensed to AIPL and have been sublicensed for use for certain purposes by Licensee. Licensee's is/are not sponsored, endorsed, sold or promoted by AIPL or BSE. None of AIPL or BSE makes any representation or warranty, express or implied, to the owners of the Product(s) or any member of the public regarding the advisability of investing in securities generally or in the Product particularly or the ability of the Index to track general market performance. AIPL's and BSE's only relationship to Licensee with respect to the Index is the licensing of the Index and certain trademarks, service marks and/or trade names of AIPL, BSE and/or their licensors. The BSE Indices are determined, composed and calculated by AIPL or its agent without regard to Licensee or the Product. None of AIPL or BSE are responsible for and have not participated in the determination of the prices, and amount of the Product or the timing of the issuance or sale of the Product or in the determination or calculation of the equation by which the Product is to be converted into cash, surrendered or redeemed, as the case may be. AIPL and BSE have no obligation or liability in connection with the administration, marketing or trading of the Product. There is no assurance that investment products based on the Index will accurately track index performance or provide positive investment returns. AIPL and BSE are not investment advisors.

**NSE Indices Ltd Disclaimer:** NSE INDICES LIMITED do not guarantee the accuracy and/or the completeness of the Index or any data included therein and NSE INDICES LIMITED shall have not have any responsibility or liability for any errors, omissions, or interruptions therein. NSE INDICES LIMITED does not make any warranty, express or implied, as to results to be obtained by the Issuer, owners of the product(s), or any other person or entity from the use of the Index or any data included therein. NSE INDICES LIMITED makes no express or implied warranties, and expressly disclaims all warranties of merchantability or fitness for a particular purpose or use with respect to the index or any data included therein. Without limiting any of the foregoing, NSE INDICES LIMITED expressly disclaim any and all liability for any claims ,damages or losses arising out of or related to the Products, including any and all direct, special, punitive, indirect, or consequential damages (including lost profits), even if notified of the possibility of such damages

**Statutory Details: Trustee:** Mirae Asset Trustee Company Private Limited; **Investment Manager:** Mirae Asset Investment Managers (India) Private Limited (AMC); **Sponsor:** Mirae Asset Global Investments Company Limited. The information contained in this document is compiled from third party and publicly available sources and is included for general information purposes only. There can be no assurance and guarantee on the yields. Views expressed by the Fund Manager cannot be construed to be a decision to invest. The statements contained herein are based on current views and involve known and unknown risks and uncertainties. Whilst Mirae Asset Investment Managers (India) Private Limited (the AMC) shall have no responsibility/liability whatsoever for the accuracy or any use or reliance of such information. The AMC, its associate or sponsors or group companies, its Directors or employees accepts no liability for any loss or damage of any kind resulting out of the use of this document. The recipient(s) before acting on any information herein should make his/her/their own investigation and seek appropriate professional advice and shall alone be fully responsible / liable for any decision taken on the basis of information contained herein. Any reliance on the accuracy or use of such information shall be done only after consultation to the financial consultant to understand the specific legal, tax or financial implications .

**Mutual fund investments are subject to market risks, read all scheme related documents carefully.**

For further information about other schemes (product labelling and performance of the fund) please visit the website of the AMC: [www.miraeassetmf.co.in](http://www.miraeassetmf.co.in)

**Please consult your financial advisor or mutual fund distributor before investing**