

# Mirae Asset Arbitrage Fund

(An open ended scheme investing in arbitrage opportunities)

March 2026

Aim to use price difference to your advantage

**BUY**  
₹100



**SELL**  
₹110

# What is Arbitrage

---

The act of buying a security in one market and simultaneously selling it in another market for a price differential is called Arbitrage.

The Price differential that exist in the equity and derivative segments for the same asset is called as the spread and can also be attributed to market inefficiencies

# What make Arbitrage Risk Free

Arbitrage is simultaneous buying and selling the same underlying security or its derivatives in different market segments to make risk free profits.

For Illustration

Buy a stock at Rs 100 and Sell the 1 month future of the same at Rs.101 at the end of Month

Stock price rises to Rs. 105

Gain on cash position  
5 (105-100)

loss on Future position 4  
(101-105)

Net Profit = 1 (5-4)

Stock price Remain same  
as at Rs. 100

Gain on cash position  
0 (100-100)

Gain on Future position  
1 (101-100)

Net Profit = 1 (0+1)

Stock price fall to Rs. 95

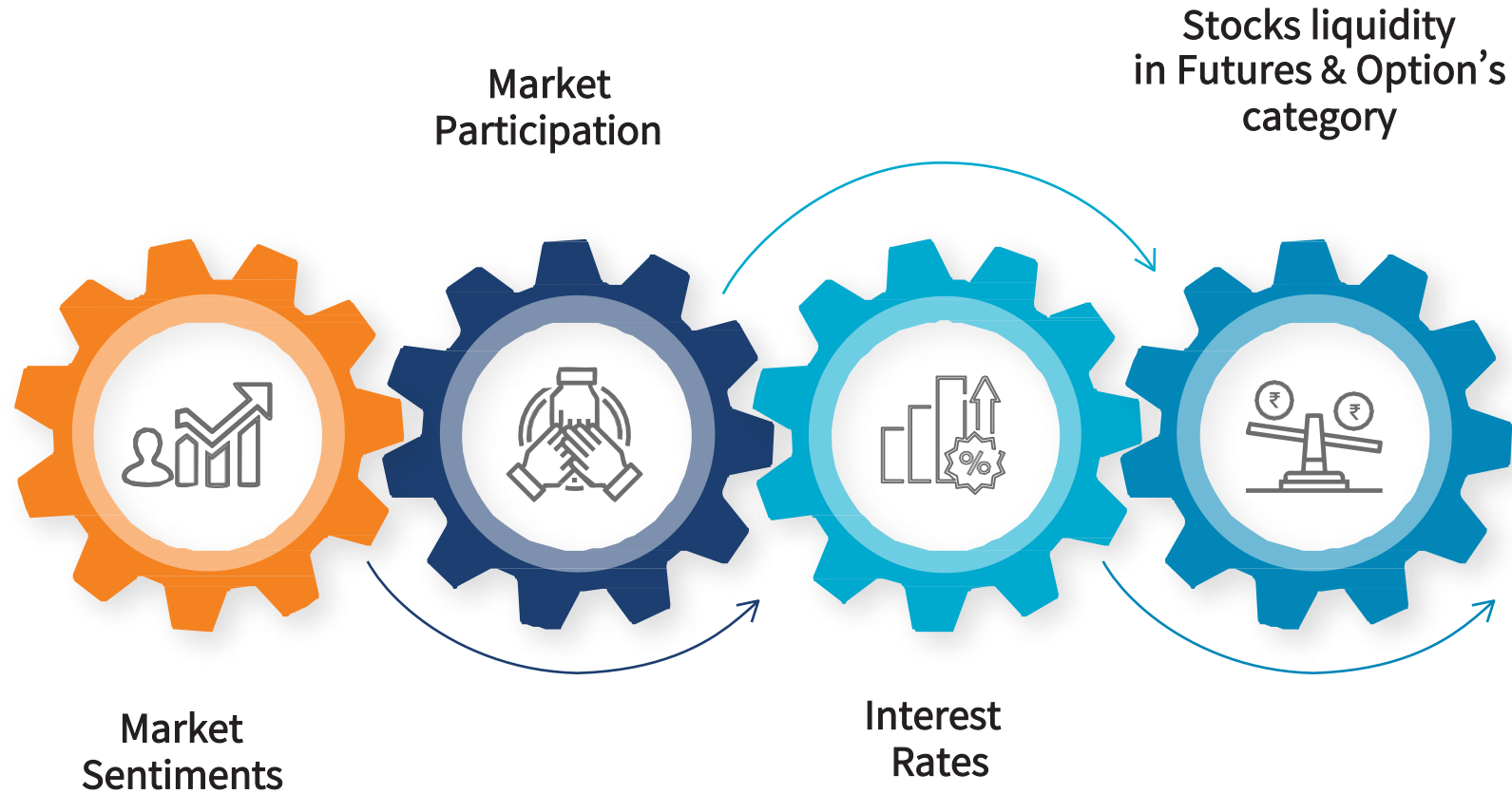
Gain on cash position 5  
(95-100)

Gain on Future position  
6 (101-95)

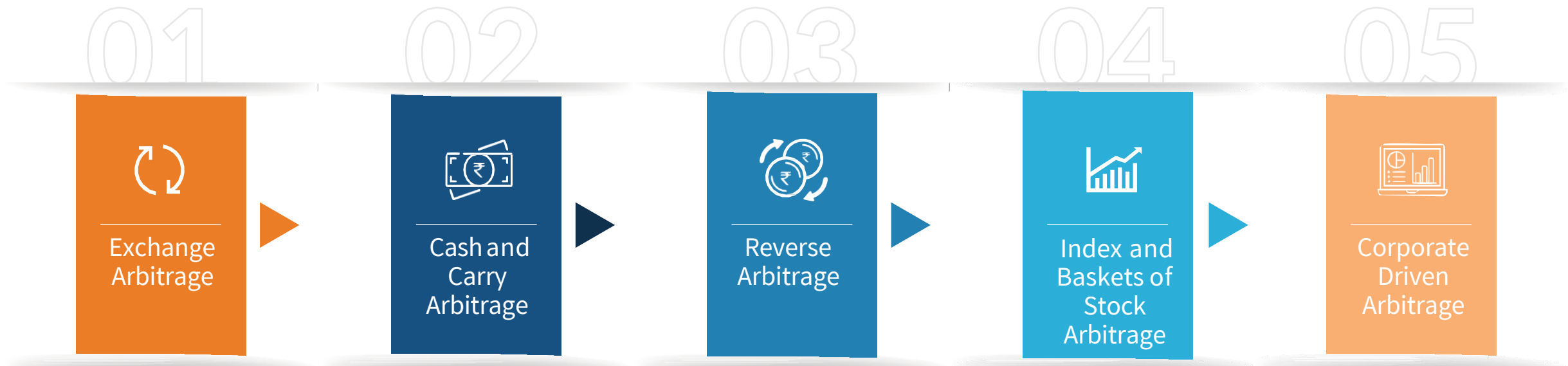
Net Profit = 1 (-5+6)

**An arbitrage transaction may seek to capture riskless profit**

# Factors Affecting Arbitrage Spread



# Arbitrage Strategies



# 1. Exchange Arbitrage

Exchange arbitrage is taking advantage of price difference of the same security in two stock exchange.

For instance

	NSE	BSE
Price of Stock A	Rs 100	Rs 101
Action	Buy	Sell
Profit	Rs 1 (101-100)	

Excludes all cost

## 2. Cash and Carry Arbitrage

Cash and Carry Arbitrage is taking advantage of price difference of the same security in cash market and current future series of same security. It is the most common arbitrage strategy used by Arbitrage Mutual Funds.



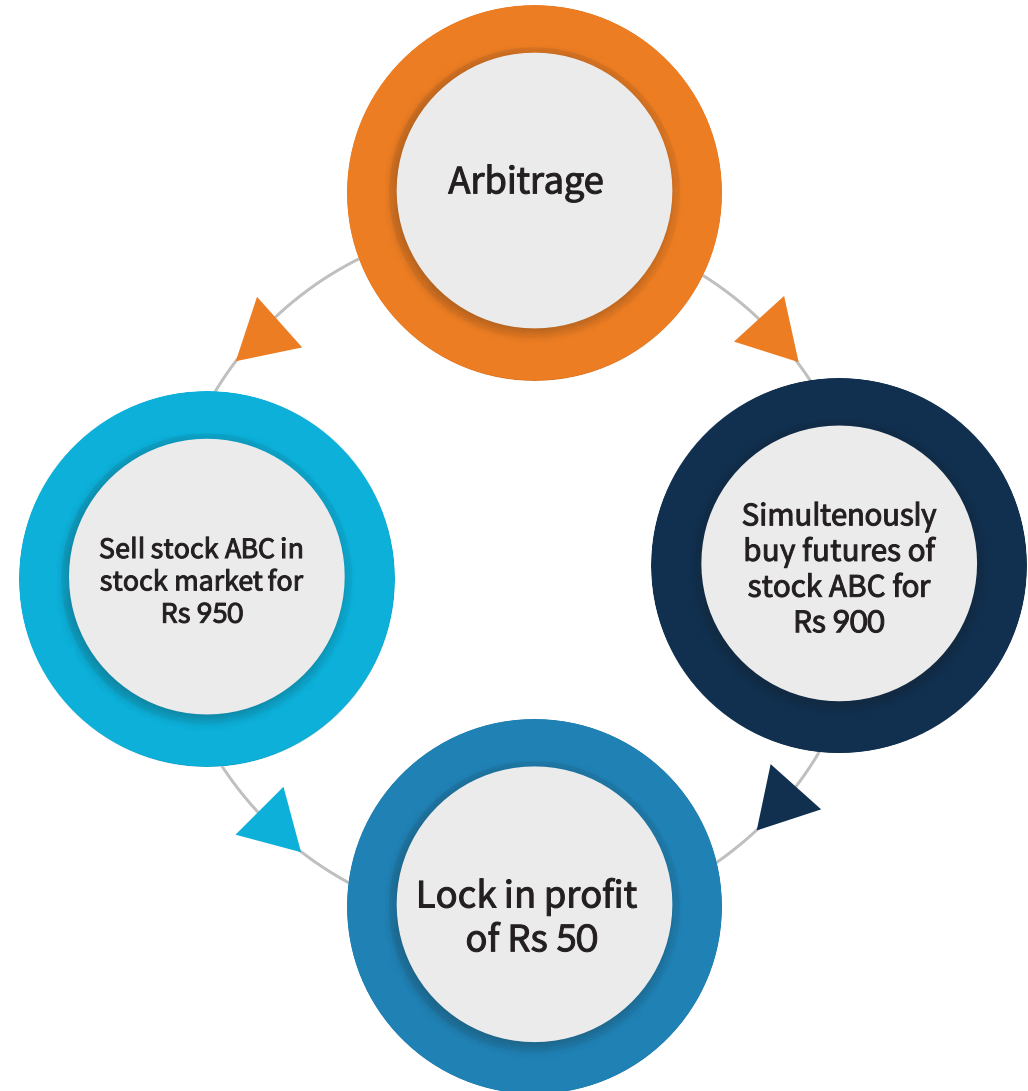
Scenario Analysis of Cash and Carry Arbitrage

	OnF & O Expiry Price of Stock		
	Stock Prices goes up to 1900	Stock Prices goes down to 1700	Stock Prices remains 1785
Buy the Stock @ 1785	115	-85	0
Sell the Stock Future @ 1800	-100	100	15
<b>Profit</b>	<b>15</b>	<b>15</b>	<b>15</b>

The above data is for illustration purpose only. \*Excludes all costs F&O stands for Future and Options  
The above is only meant for understanding the concept of arbitrage. The above illustration should not be taken as any indication of future returns of the scheme.

### 3. Reverse Arbitrage

Reverse Arbitrage is reversing the arbitrage position wherein since the premium in the futures market is low or negative you sell the stock in the cash market and simultaneously buy the future of the same stock



## 4. Index and Basket of Stock Arbitrage

Index and Basket of stock arbitrage is similar to Cash and carry arbitrage, the only difference is that instead of a single stock here the arbitrage is for the index

For instance

	Cash Market	F&O Market
Security	Stock constituting Nifty 50 index in the same proportion as the index	Nifty 50 index
Action	Buy	Sell
Price	Rs.9,275	Rs.9,300
Profit*	Rs.25 (9300-9275)	

## 5. Corporate Driven Arbitrage

### Right Issues

This is announced for a company's existing investors when it needs more capital. The company gives an option or 'rights' to an existing investor to buy new shares at a discounted price during a certain period. This offers an arbitrage opportunity as the investor can buy shares at a discount and sell the same when it matches the market price.

### Mergers and acquisitions (M&A)

When a company goes through merger, amalgamation, hive off, demerger etc., there could be opportunities due to price differential in the cash and the derivative market.

### Buy-Back Arbitrage

When the company announces the buy back of its own shares, there could be opportunities due to price differential in buyback price and trade price.

### Dividend Arbitrage

Dividend arbitrage is intended to create a risk-free profit by hedging the downside of a dividend-paying stock while waiting for upcoming dividends to be issued.

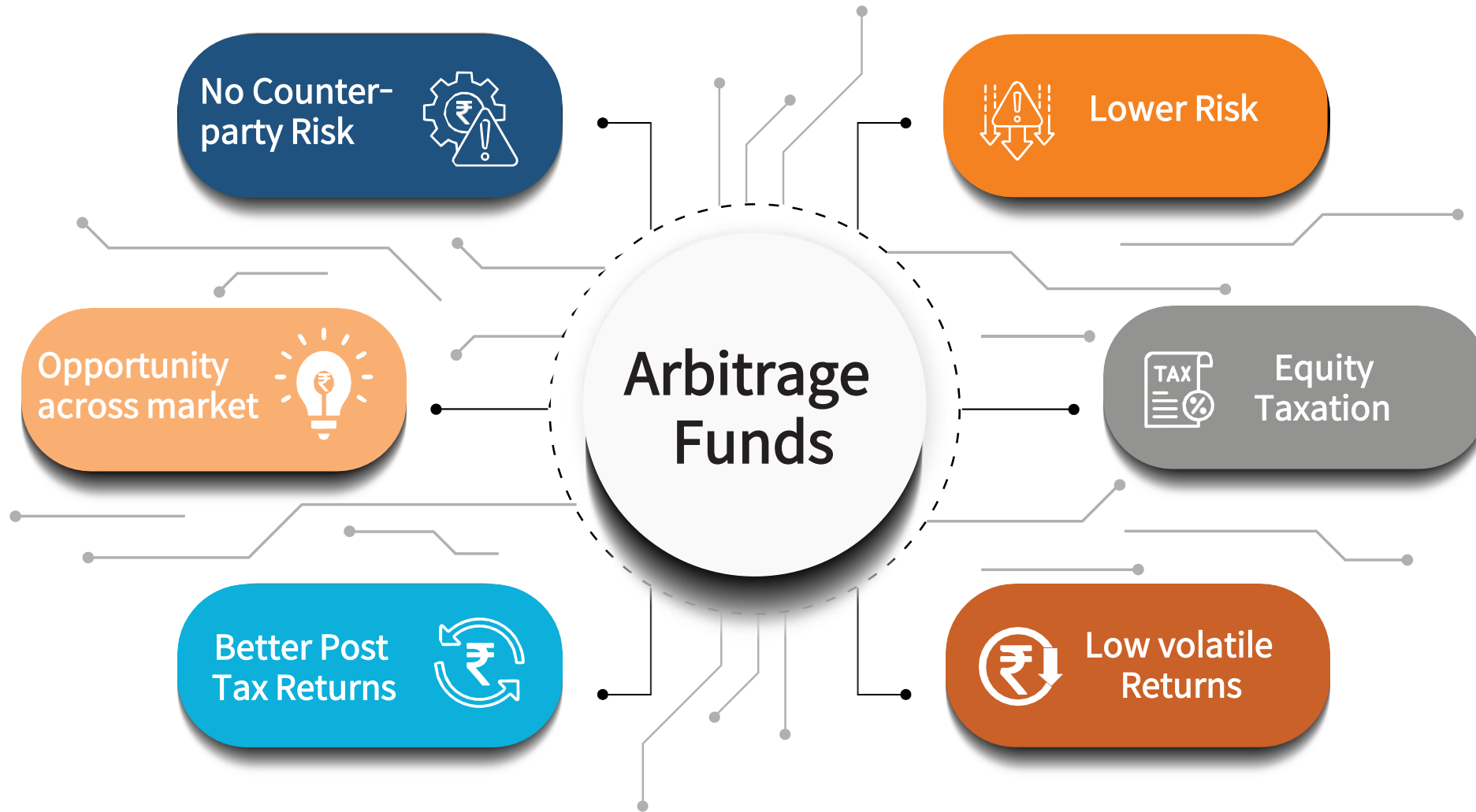
# What are the Arbitrage Funds

Arbitrage funds are equity-oriented funds under the hybrid category that simultaneously invest (buy in cash and sell in future) in the same stock in two different markets (cash and futures) to generate returns.

The Minimum exposure to equity is 65% of the asset while the balance portion is invested into debt segment.

Minimum exposure of 65% in equity arbitrage is required for the scheme to be eligible for equity taxation. The remaining 35% is invested in debt and money market instruments

# Reasons to invest in an arbitrage



# Mirae Asset Arbitrage Fund

(An open ended scheme investing in arbitrage opportunities)

## Investments in Fund

Arbitrage Fund is taking advantage of a price difference between two or more markets

## Investment Framework

Invest predominantly in completely hedged arbitrage opportunities (simultaneous transactions of a long position in cash and exactly short position in futures) A small portion will be invested in other arbitrage opportunities

Aims to provide relatively risk-free returns without any directional equity risk

## Why Mirae Asset Arbitrage Fund?

The fund aim's to provide minimal risk.

These may be an alternative to debt-oriented mutual funds

## Fund Managers



Mr. Jignesh Rao  
(Equity Portion)  
(Since June 19,2020)

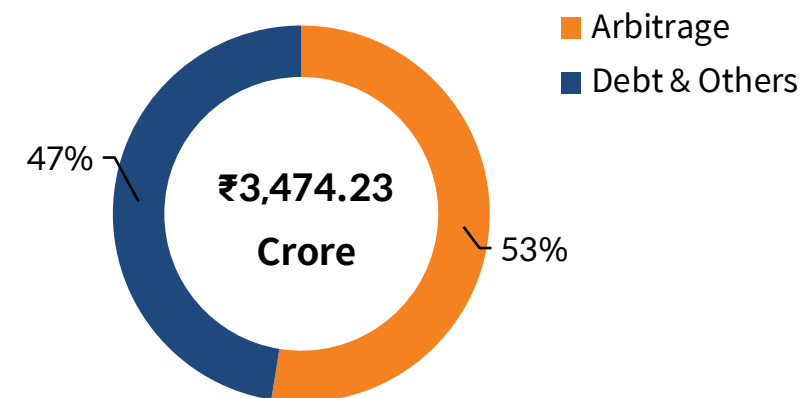


Mr. Jigar Sethia  
(Equity Portion)  
(Since June 19,2020)



Mr. Krishnpal Yadav\*  
(Debt Portion)  
(Since Sep 22, 2025)

## Net AUM of the Scheme



### Fund Inception

19th June 2020

### Category

Arbitrage Fund

### Benchmark

NIFTY 50 Arbitrage Index

### Goal

Regular Income

### Ideal Investment Horizon

3 months and above

### Risk Profile

Low



Source: Internal, Data as on March 31, 2026. This framework may or may not change in the future.

\*Pursuant to notice cum addendum no.63/2025 the Fund Manager of the scheme has changed with effect from 22nd September,2025.

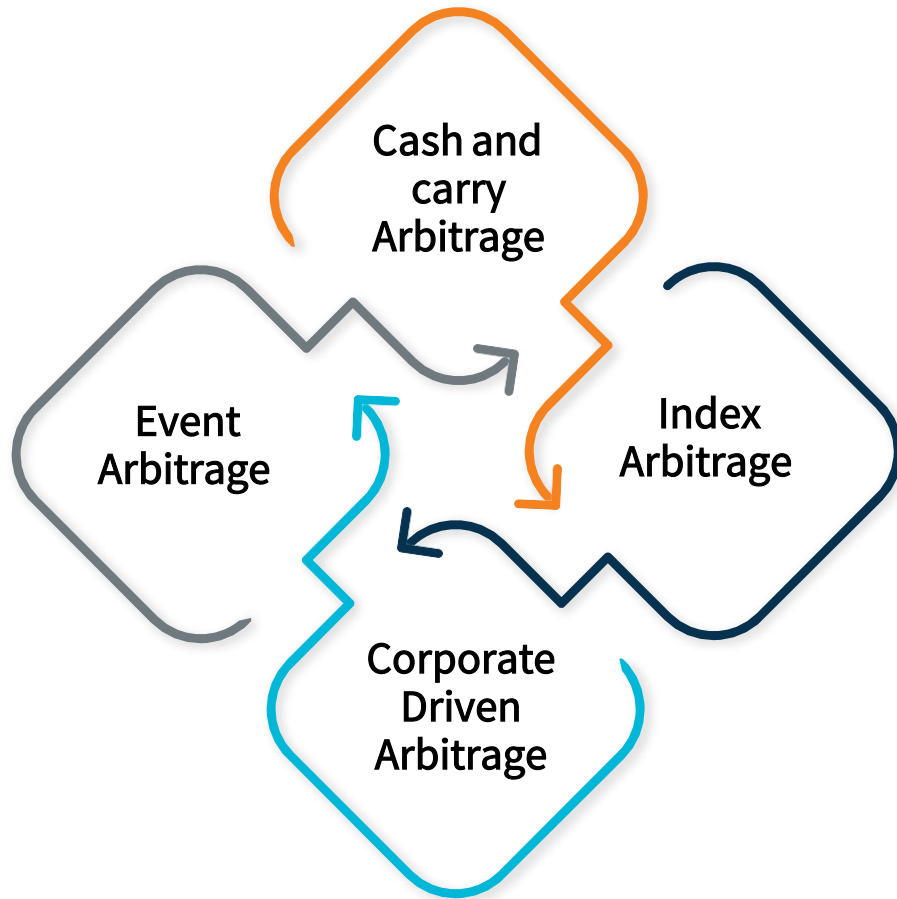
[https://www.miraeassetmf.co.in/docs/default-source/portfolios/maaf\\_march2026.xlsx](https://www.miraeassetmf.co.in/docs/default-source/portfolios/maaf_march2026.xlsx)

# Our Investment Framework

---

- 1** Investments are predominantly completely hedged arbitrage opportunities (simultaneous transactions of a long position in cash and exactly short position in futures)
- 2** A small portion might be invested in other arbitrage opportunities (corporate driven event driven)
- 3** The fund aims to provide relatively low risk returns without any directional equity risk
- 4** The scheme might largely be invested in arbitrage but may allocate a higher proportion occasionally towards debt (high quality low duration debt securities or money market instruments) when returns look more favourable compared to arbitrage but ensuring at all times that the taxation status is not compromised.
- 5** The margin money requirement for the derivative exposure may be held in the form of G-sec, T-bills, CDs and CPs.

# Key Strategies of Fund



Normally the position might be held until expiry of the futures contract when the offsetting position is converged and profit is locked.

However if the price converges before the expiry we may wind up the Position and could invest in other opportunities available

At times the arbitrage positions could be rolled over the next cycle

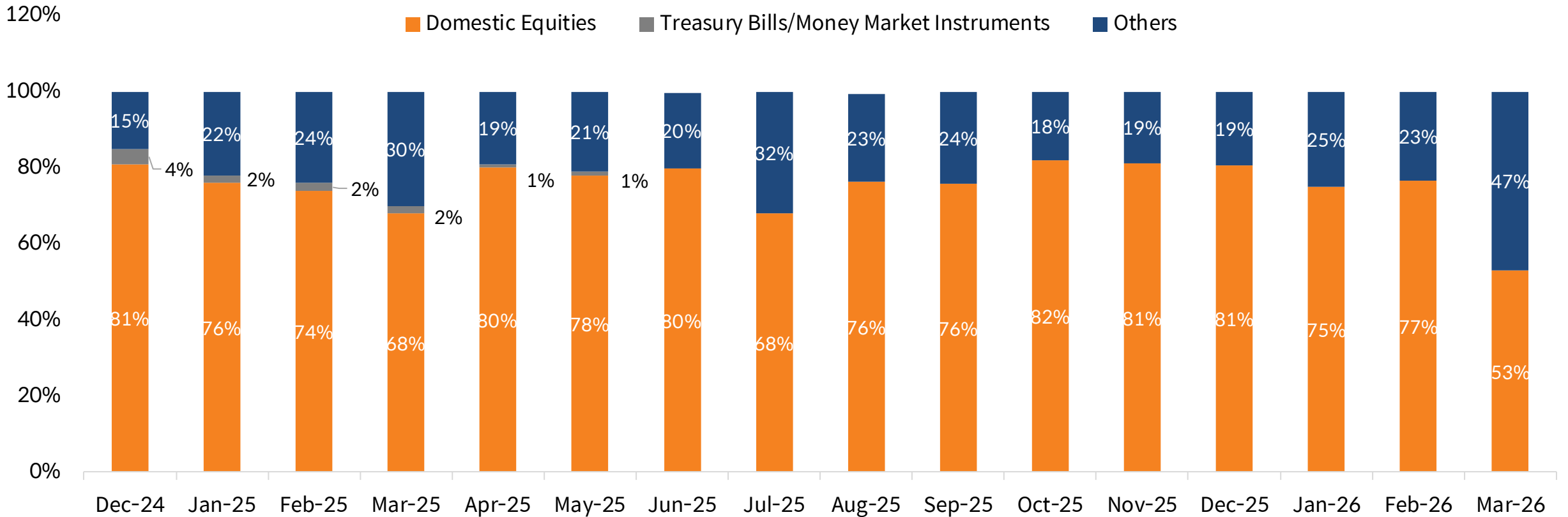
Largely the fund will try and follow the cash and carry arbitrage strategy but could also consider other strategies depending on the opportunities available.

# Where might the Fund Invest

Asset Type	Investment decision
Arbitrage Opportunities	Yes
Margin Fixed Deposits	Yes
Out-right Equity Exposures	No
Equity IPO	No
Debt & Money Market Instruments	Yes
Credit Risk	Low
Duration Risk	Low

# Historic Portfolio Composition

Historic portfolio composition of Mirae Asset Arbitrage Fund(In %)



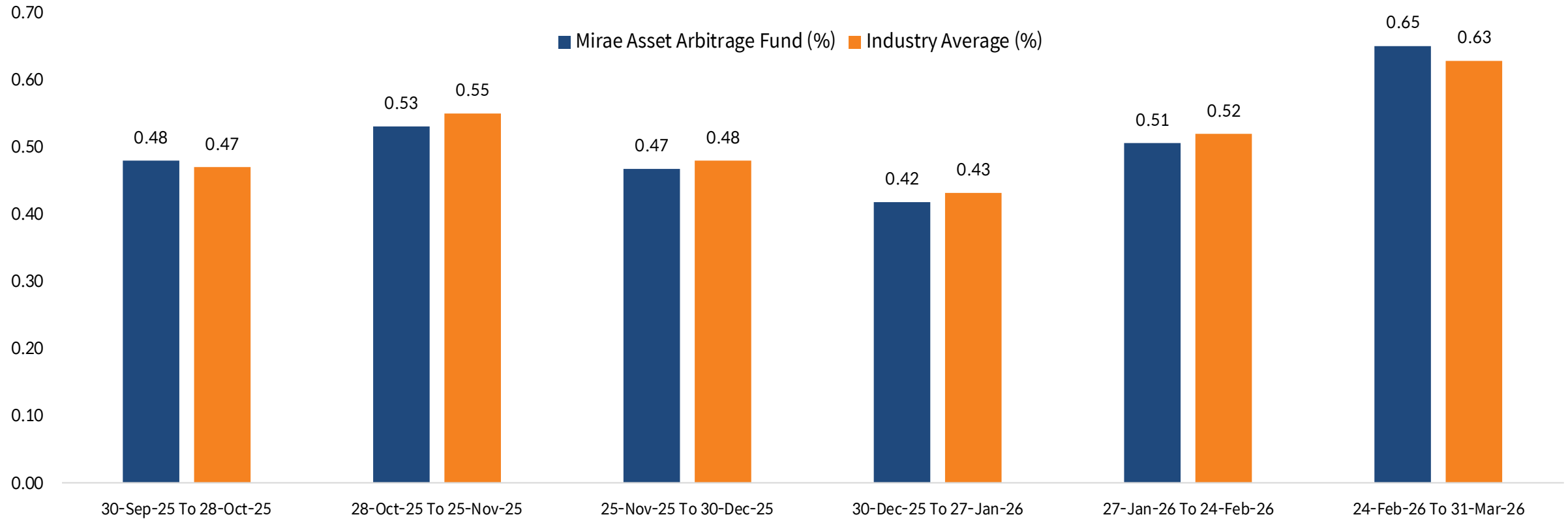
- Since the Inception of the Fund, Asset Allocation has remained in line with the portfolio mandate.
- Since the past few months allocation towards G-secs have reduced while allocations towards other debt instruments have increased leading to the improvement in fund performance.

This Investment Framework may or may not change in the future.

Source: Internal, Data as on March 31, 2026., for the complete portfolio, please visit <https://www.miraeassetmf.co.in/downloads/portfolio>

# Returns Between Expiry Dates Last 6 months

- Below is the last six months' Mirae Asset Arbitrage Fund returns month on month from one expiry date to the other
- The higher arbitrage position has converted in better rollover capture by Mirae Asset vs its peers



## Past Performance may or may not be sustained in future

Source: Internal, Data as on March 31, 2026. Returns are on Absolute basis. Above returns are in percentage (%).

The industry average provided above pertains to the average of all Arbitrage funds in the Indian market present at respective time frames.

# Who May Invest



Looking for investment horizon of 3 months and above



Looking for tax efficient returns



Low risk - No directional exposure in equity



Looking for low volatility in returns

# Mirae Asset Arbitrage Fund-Lumpsum Report Card



## Performance Report

Period	Mirae Asset Arbitrage Fund	Scheme Benchmark*	Additional Benchmark**
Last 1 Year	5.87%	7.29%	5.30%
Last 3 Years	6.86%	7.68%	6.66%
Last 5 Years	5.81%	6.41%	5.64%
Since Inception	5.45%	5.94%	5.37%
Value of Rs. 10000 invested (in Rs.) Since Inception	13,592	13,959	13,533
NAV as on 31 <sup>st</sup> Mar 2026	₹13.592		
Index Value 31 <sup>st</sup> Mar 2026	Index Value of Scheme Benchmark is 2,657.260 and Crisil 1 yr T-Bill is 8,029.476		
Allotment Date	19 <sup>th</sup> June 2020		
Scheme Benchmark	*Nifty 50 Arbitrage Index		
Additional Benchmark	**Crisil 1 yr T-Bill		

Fund Managers : Mr. Jignesh Rao (Equity Portion) (since June 19, 2020), Mr. Jigar Sethia (Equity Portion) (since June 19, 2020), Mr. Krishnpal Yadav (since September 22, 2025)

Note: Returns (%) for less than 1 year calculated on simple annualized basis, others are CAGR- Compounded Annualized Growth returns.

Latest available NAV has been taken for return calculation wherever applicable

### Past Performance may or may not be sustained in future.

Source: Internal data & Calculation, Data as on March 31, 2026.

Note: 1. For computation of since inception returns (%) the allotment NAV has been taken as 10.00.

The returns are CAGR Compounded Annualized Growth returns). NAV (per unit) is at the end of the period.

Performance of other schemes managed by the Fund manager is given in slide No. 22 & 23

2. Different Plans under the scheme has different expense structure. The reference and details provided herein are of Regular Plan Growth Option.

# Mirae Asset Arbitrage Fund SIP Report Card



## SIP Performance

Period	Since Inception	5 Years	3 Years	1 Year
Total Amount Invested (in Rs.)	6,90,000	6,00,000	3,60,000	1,20,000
Mkt Value as on 31 <sup>st</sup> Mar 2026 (in Rs.)	8,25,654	7,04,620	3,97,447	1,23,845
Fund Return <sup>&amp;</sup> (%)	6.18	6.37	6.55	6.03
Benchmark Return <sup>&amp;</sup> (%)	6.92	7.17	7.55	7.41
Add. Benchmark Return <sup>&amp;</sup> (%)	5.96	6.12	6.12	4.27

**Past Performance may or may not be sustained in future.**

Source: Internal Data & Calculation, Data as on March 31, 2026.

Scheme Benchmark: Nifty 50 Arbitrage Index, Additional Scheme Benchmark: Crisil-1-Year T-bill

The above table shows performance since inception for Mirae Asset Arbitrage Fund - Regular Plan - Growth Option.

For computation of since inception returns (%) the allotment NAV has been taken as Rs. 10.00.

& The SIP returns are calculated by XIRR approach assuming investment of Rs. 10,000/- on the last working day of every month.

# Lumpsum-Performance

## Mirae Asset Overnight Fund - Fund Managers - Mr. Krishnpal Yadav

(Overnight Fund - An open ended debt scheme investing in overnight securities. A relatively low interest rate risk and relatively low credit risk)

Period	Mirae Asset Overnight Fund	Scheme Benchmark*	Additional Benchmark**
Last 7 Days	5.59%	5.58%	1.51%
Last 15 Days	5.38%	5.38%	2.26%
Last 30 Days	5.08%	5.14%	2.39%
Last 1 Year	5.42%	5.47%	5.30%
Last 3 Years	6.23%	6.32%	6.66%
Last 5 Years	5.46%	5.56%	5.64%
Since Inception	5.03%	5.11%	5.61%
Value of Rs. 10000 invested (in Rs.) Since Inception	13,732.20	13,802.91	14,227.06
NAV as on 31 <sup>st</sup> Mar 2026	₹1,373.2202		
Index Value 31 <sup>st</sup> Mar 2026	Index Value of Scheme Benchmark is 2,542.3300 and Crisil 1 Year T-bill is 8,029.4759		
Allotment Date	15 <sup>th</sup> October 2019		
Scheme Benchmark	*Nifty 1D Rate Index		
Additional Benchmark	**Crisil 1 Year T-bill		

Fund Managers : Mr. Krishnpal Yadav (since September 22, 2025)

Note: Returns (%) for less than 1 year calculated on simple annualized basis, others are CAGR- Compounded Annualized Growth returns.

Latest available NAV has been taken for return calculation wherever applicable

### Past performances may or may not sustain in future.

Source: Internal data & calculation; data as of March 31, 2026.\*scheme benchmark \*\*Additional Benchmark;

Different Plans under the scheme has different expense structure. The reference and details provided herein are of Regular Plan Growth Option.

For the computation of since-inception returns (%), the allotment NAV has been taken as ₹1000.00 for, Mirae Asset Overnight Fund.

# Lumpsum-Performance

## Mirae Asset Nifty 1D Rate Liquid ETF - IDCW (Formerly Known as Mirae Asset Nifty 1D Rate Liquid ETF) (NSE Symbol: LIQUID , BSE Scrip Code: 543946) - Fund Managers - Mr. Krishnpal Yadav

(Exchange Traded Fund (ETF) - An open ended listed liquid scheme in the form of an Exchange Traded Fund tracking Nifty 1D Rate Index, with daily Income Distribution cum capital withdrawal (IDCW) and compulsory Reinvestment of IDCW option. A relatively low interest rate risk and relatively low credit risk)

Period	Mirae Asset Nifty 1D Rate Liquid ETF - IDCW	Scheme Benchmark*	Additional Benchmark**
Last 1 Year	4.54%	5.47%	5.30%
Since Inception	5.52%	6.27%	6.54%
Value of Rs. 10000 invested (in Rs.) Since Inception	11,547.98	11,769.61	11,850.22
NAV as on 31 <sup>st</sup> Mar 2026	₹1,000.0000		
Index Value 31 <sup>st</sup> Mar 2026	Index Value of Scheme Benchmark is 2,542.3300 and Crisil 1 Year T-bill is 8,029.4759		
Allotment Date	27 <sup>th</sup> July 2023		
Scheme Benchmark	*Nifty 1D Rate Index		
Additional Benchmark	**Crisil 1 Year T-bill		

Fund Managers : Mr. Krishnpal Yadav (since September 22, 2025)

Note: Returns (%) for less than 1 year calculated on simple annualized basis, others are CAGR- Compounded Annualized Growth returns.

Latest available NAV has been taken for return calculation wherever applicable

## Mirae Asset Nifty 1D Rate Liquid ETF - Growth (NSE Symbol: LIQUIDPLUS , BSE Scrip Code: 544284) - Fund Managers - Mr. Krishnpal Yadav

(Exchange Traded Fund (ETF) - An open-ended listed liquid scheme in the form of an Exchange Traded Fund tracking Nifty 1D Rate Index, with growth option. A relatively low interest rate risk and relatively low credit risk)

Period	Mirae Asset Nifty 1D Rate Liquid ETF - Growth	Scheme Benchmark*	Additional Benchmark**
Last 1 Year	5.25%	5.47%	2.11%
Since Inception	5.60%	5.79%	4.54%
Value of Rs. 10000 invested (in Rs.) Since Inception	10,789.14	10,817.23	10,639.29
NAV as on 31 <sup>st</sup> Mar 2026	₹1,078.9135		
Index Value 31 <sup>st</sup> Mar 2026	Index Value of Scheme Benchmark is 2,542.3300 and CRISIL 10 Year Gilt Index is 5,114.4745		
Allotment Date	7 <sup>th</sup> November 2024		
Scheme Benchmark	*Nifty 1D Rate Index		
Additional Benchmark	**CRISIL 10 Year Gilt Index		

Fund Managers : Mr. Krishnpal Yadav (since September 22, 2025)

Note: Returns (%) for less than 1 year calculated on simple annualized basis, others are CAGR- Compounded Annualized Growth returns.

Latest available NAV has been taken for return calculation wherever applicable

### Past performances may or may not sustain in future

Source: Internal data & calculation; NAV & Index data as of March 31, 2026.

\*scheme benchmark \*\*Additional Benchmark;

For the computation of since-inception returns (%), the allotment NAV has been taken as ₹1000.00 for Mirae Asset Nifty 1D Rate Liquid ETF - IDCW and Mirae Asset Nifty 1D Rate Liquid ETF - Growth

# Riskometer & PRC Matrix

## Mirae Asset Arbitrage Fund

(Arbitrage Fund - An open ended scheme investing in arbitrage opportunities)

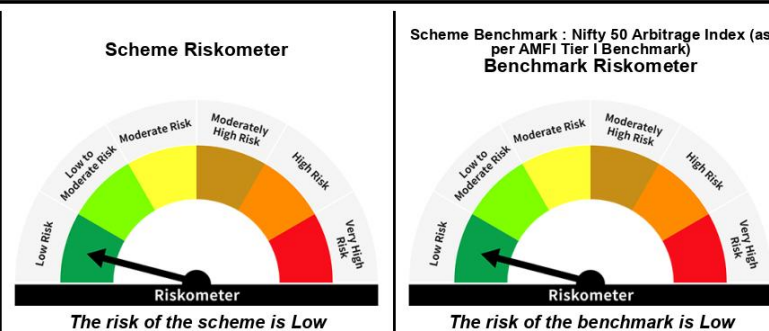
### PRODUCT LABELLING

#### Mirae Asset Arbitrage Fund

This product is suitable for investors who are seeking\*

- Income over short term
- Investments predominantly in arbitrage opportunities in the cash and derivative segments and the arbitrage opportunities available within the derivative segment

\*Investors should consult their financial advisors if they are not clear about the suitability of the product.



## Mirae Asset Overnight Fund

(An open ended debt scheme investing in overnight securities A relatively low interest rate risk and relatively low credit risk)

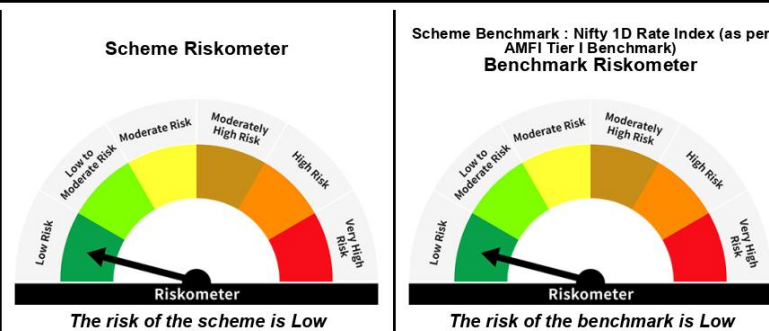
### PRODUCT LABELLING

#### Mirae Asset Overnight Fund

This product is suitable for investors who are seeking\*

- Regular income over a short term that may be in line with the overnight call rates
- Investment in overnight securities

\*Investors should consult their financial advisors if they are not clear about the suitability of the product.



Potential Risk Class Matrix (PRC)			
Credit Risk → Interest Rate Risk ↓	Relatively Low (Class A)	Moderate (Class B)	Relatively High (Class C)
Relatively Low (Class I)	A-I		
Moderate (Class II)			
Relatively High (Class III)			

# Riskometer & PRC Matrix

## Mirae Asset Nifty 1D Rate Liquid ETF - IDCW (Formerly Known as Mirae Asset Nifty 1D Rate Liquid ETF)

(Exchange Traded Fund (ETF) - An open-ended listed liquid scheme in the form of an Exchange Traded Fund tracking Nifty 1D Rate Index, with daily Income Distribution cum capital withdrawal (IDCW) and compulsory Reinvestment of IDCW option. A relatively low interest rate risk and relatively low credit risk)

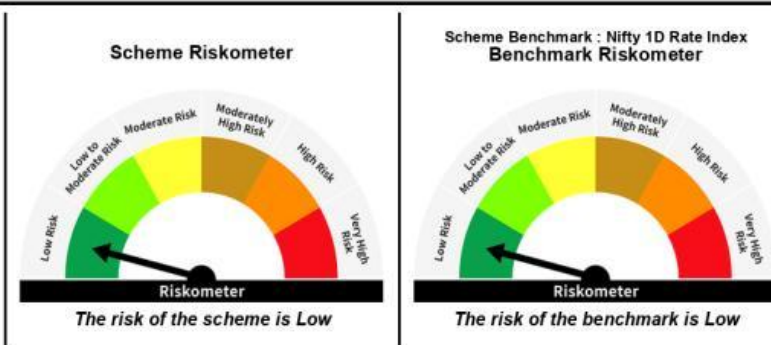
NSE Symbol: LIQUID BSE Scrip Code: 543946

### Investment Objective

#### Mirae Asset Nifty 1D Rate Liquid ETF - IDCW

The investment objective is to seek to provide current income, commensurate with low risk while providing a high level of liquidity through a portfolio of Tri-Party Repo on Government Securities or T-bills / Repo & Reverse Repo. The Scheme endeavors to provide returns that before expenses, closely correspond to the returns of Nifty 1D Rate Index subject to tracking errors.

There is no assurance that the investment objective of the scheme will be achieved.



Credit Risk → Interest Rate Risk ↓	Relatively Low (Class A)	Moderate (Class B)	Relatively High (Class C)
Relatively Low (Class I)	A-I		
Moderate (Class II)			
Relatively High (Class III)			

## Mirae Asset Nifty 1D Rate Liquid ETF - Growth

(Exchange Traded Fund (ETF) - An open-ended listed liquid scheme in the form of an Exchange Traded Fund tracking Nifty 1D Rate Index, with growth option. A relatively low interest rate risk and relatively low credit risk)

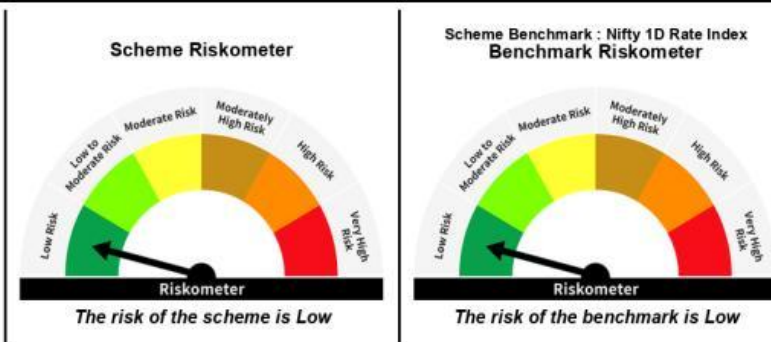
NSE Symbol: LIQUIDPLUS BSE Scrip Code: 544284

### Investment Objective

#### Mirae Asset Nifty 1D Rate Liquid ETF - Growth

The investment objective is to seek to provide current income, commensurate with low risk while providing a high level of liquidity through a portfolio of Tri-Party Repo on Government Securities or T-bills / Repo & Reverse Repo. The Scheme endeavors to provide returns that before expenses, closely correspond to the returns of Nifty 1D Rate Index subject to tracking errors. However, the Scheme does not assure or guarantee any returns.

There is no assurance that the investment objective of the Scheme will be achieved.



Credit Risk → Interest Rate Risk ↓	Relatively Low (Class A)	Moderate (Class B)	Relatively High (Class C)
Relatively Low (Class I)	A-I		
Moderate (Class II)			
Relatively High (Class III)			

# Disclaimers

**NSE Indices Ltd Disclaimer:** NSE INDICES LIMITED do not guarantee the accuracy and/or the completeness of the Index or any data included therein and NSE INDICES LIMITED shall have not have any responsibility or liability for any errors, omissions, or interruptions therein NSE INDICES LIMITED does not make any warranty, express or implied, as to results to be obtained by the Issuer, owners of the product(s), or any other person or entity from the use of the Index or any data included therein NSE INDICES LIMITED makes no express or implied warranties, and expressly disclaims all warranties of merchantability or fitness for a particular purpose or use with respect to the index or any data included therein Without limiting any of the foregoing, NSE INDICES LIMITED expressly disclaim any and all liability for any claims ,damages or losses arising out of or related to the Products, including any and all direct, special, punitive, indirect, or consequential damages (including lost profits), even if notified of the possibility of such damages The information contained in this document is compiled from third party and publicly available sources and is included for general information purposes only There can be no assurance and guarantee on the yields Views expressed by the Fund Manager cannot be construed to be a decision to invest The statements contained herein are based on current views and involve known and unknown risks and uncertainties Whilst Mirae Asset Investment Managers(Private Limited (the AMC) shall have no responsibility/liability whatsoever for the accuracy or any use or reliance of such information The AMC, its associate or sponsors or group companies, its Directors or employees accepts no liability for any loss or damage of any kind resulting out of the use of this document The recipient(s) before acting on any information herein should make his/her/their own investigation and seek appropriate professional advice and shall alone be fully responsible liable for any decision taken on the basis of information contained herein Any reliance on the accuracy or use of such information shall be done only after consultation to the financial consultant to understand the specific legal, tax or financial implications.

**Statutory Details:** Trustee Mirae Asset Trustee Company Private Limited Investment Manager Mirae Asset Investment Managers ( Private Limited ( Sponsor Mirae Asset Global Investments Company Limited The information contained in this document is compiled from third party and publically available sources and is included for general information purposes only There can be no assurance and guarantee on the yields Investments in the sectors may or may not remain the same Views expressed by the Fund Manager cannot be construed to be a decision to invest The statements contained herein are based on current views and involve known and unknown risks and uncertainties Whilst Mirae Asset Investment Managers ( Private Limited (the AMC) shall have no responsibility/liability whatsoever for the accuracy or any use or reliance thereof of such information The AMC, its associate or sponsors or group companies, its Directors or employees accepts no liability for any loss or damage of any kind resulting out of the use of this document The recipient(s) before acting on any information herein should make his/her/their own investigation and seek appropriate professional advice and shall alone be fully responsible liable for any decision taken on the basis of information contained herein Any reliance on the accuracy or use of such information shall be done only after consultation to the financial consultant to understand the specific legal, tax or financial implications There is no guarantee or assurance of returns/income generation/capital protection in any scheme of the Fund.

For further information about other schemes (product labelling and performance of the fund) please visit the website of the AMC: [www.miraeassetmf.co.in](http://www.miraeassetmf.co.in)

Please consult your financial advisor or mutual fund distributor before investing

**Mutual fund investments are subject to market risks, read all scheme related documents carefully.**

# THANK YOU

Follow us on:      

Mutual Fund investments are subject to market risks, read all scheme related documents carefully.