

# Mirae Asset Equity Savings Fund (MAESF)

March 2026

(Equity Savings Fund: An open ended scheme investing in equity, arbitrage and debt)

The Potential boost of **Equity**

The Relative safety of **Debt**

Aim to keep your **financial goals** on track



# Investor Journey



20Kms/ Hr.

**Too Slow to reach the destination**



50Kms/ Hr.

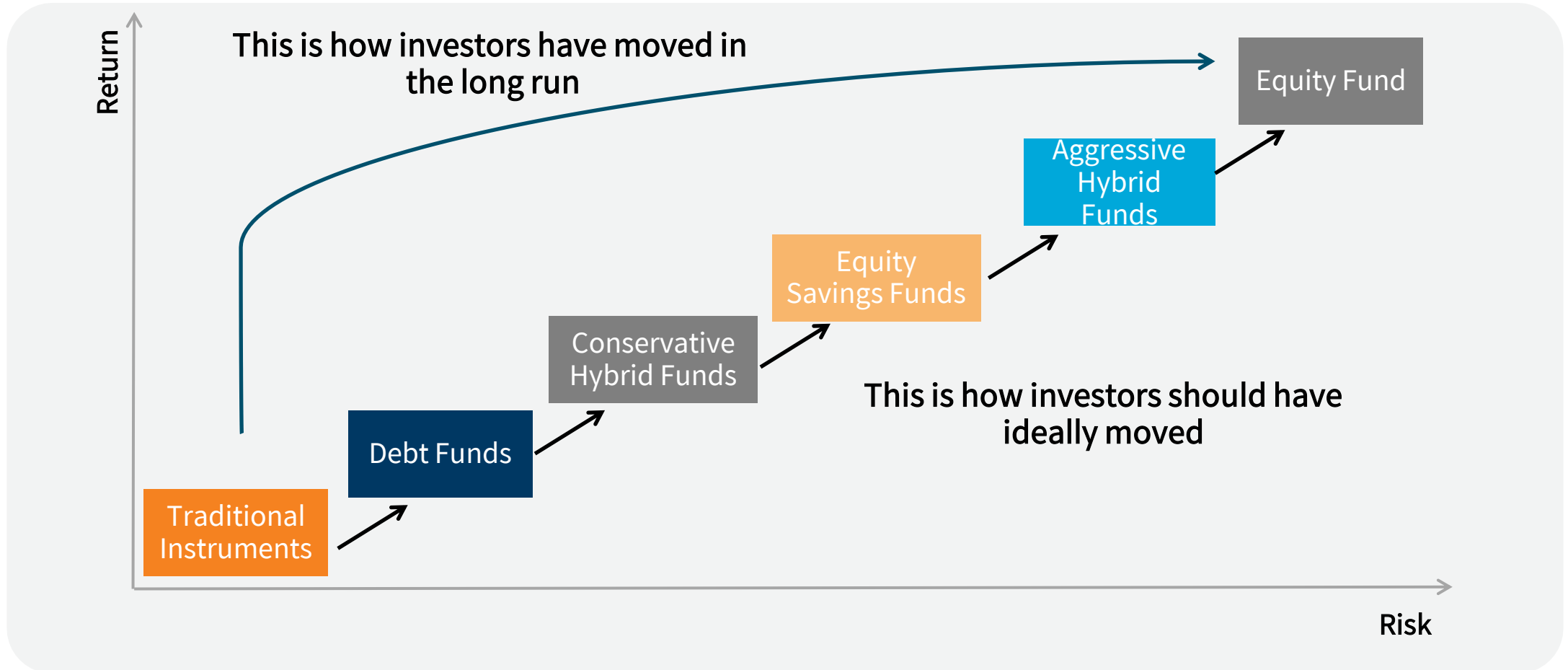
**Just Right**



100Kms/ Hr

**You may reach fast but there is  
always a risk of Accident**

# Investor Journey




Investors looking for equity exposure but have moderate risk profile or are looking at investing in equity for the first time may invest through Equity Savings Fund

Note: This is Just For Illustration Purpose. It is always advisable to consult your financial advisor before investing. The Risk Return spectrum shown in the graph above broadly explains the risk return spectrum of the category of the funds. The actual risk return spectrum of the scheme in each of the categories mentioned above may or may not be in line with the curve shown above.

# Why Equity Savings Fund?

A blend of asset classes to make the fund suitable in All Weather

01



Aims to Contribute  
in creation of Wealth

02



Provide benefit  
of Lower volatility

03



Seeks  
Regular Income

# **About Mirae Asset Equity Savings Fund (MAESF)**

# About the Fund

## Investments in Fund

Long only Equities (20% to 45%)  
Arbitrage Opportunities (20% to 70%)  
Fixed Income Opportunities (10% to 35%)

## Investment Framework




Equity: Invest in growth companies at reasonable valuations for a long term perspective

Arbitrage: Employ cash-futures arbitrage aiming for benefiting from price variations

Debt: Accrual based strategy in highly rated debt and money market instruments

## Why Mirae Asset Equity Savings Fund?

Along with equity and debt exposure it employ cash-future arbitrage for heading equity exposure, thereby aims to reduce volatility and seeks potential return

Fund Inception	Category	Benchmark	Net AUM (₹ Cr.)
17 <sup>th</sup> December 2018	Equity Savings	NIFTY Equity Savings Index	<b>1,831.57</b>
Goal	Ideal Investment Horizon	Risk Profile	
 Wealth Creation	 1-3 Years	 Moderately High	

## Fund Managers Equity Portion

Mr. Harshad Borawake  
(since October 12, 2019)



Mr. Vrijesh Kasera  
(since October 12, 2019)



Ms. Bharti Sawant  
(since December 28, 2020)



## Debt Portion

Mr. Basant Bafna  
(since December 27, 2025)



Source: Internal and AceMF, March 31, 2026.

^The investment Framework stated above may change from time to time without any notice and shall be in accordance with the strategy as mentioned in the Scheme Information Document of the scheme.

# About the Fund

## Unhedged Equity (20% to 45%)

- Net Long equity exposure provides growth potential
- Fund seeks to follow a large cap\* biased strategy

## Arbitrage (20% to 70%)

- Seeks to employ cash-futures arbitrage for hedging equity exposure

## Fixed Income (10-35%)

- Fund seeks to follow accrual strategies in highly rated securities

- Fund Asset Allocation is managed depending on Market Conditions
- Allocation of Unhedged Equity goes up with valuations getting attractive
- Individual Asset Classes are managed independently with Unique Strategies

\* Pursuant to Clause 3.9 of Part IV of SEBI Master Circular dated March 20, 2026, the universe of "Large Cap" shall consist of top 100 entities, "Mid Cap" shall consist of 101st to 250th entities, "Small Cap" shall consist of 251st and onwards entities in terms of full market capitalization.

For complete portfolio of the scheme, please visit the website <https://www.miraeassetmf.co.in/downloads/portfolio>

# Investment Framework



- Invest in companies which have sustainable competitive advantage
- Large cap biased equity allocation which may perform across market cycles and is more liquidate
- Sector Agnostic Portfolio



- Aims to generate income by investing in arbitrage opportunities between cash and derivative market and within the derivative segment
- Safety over spreads



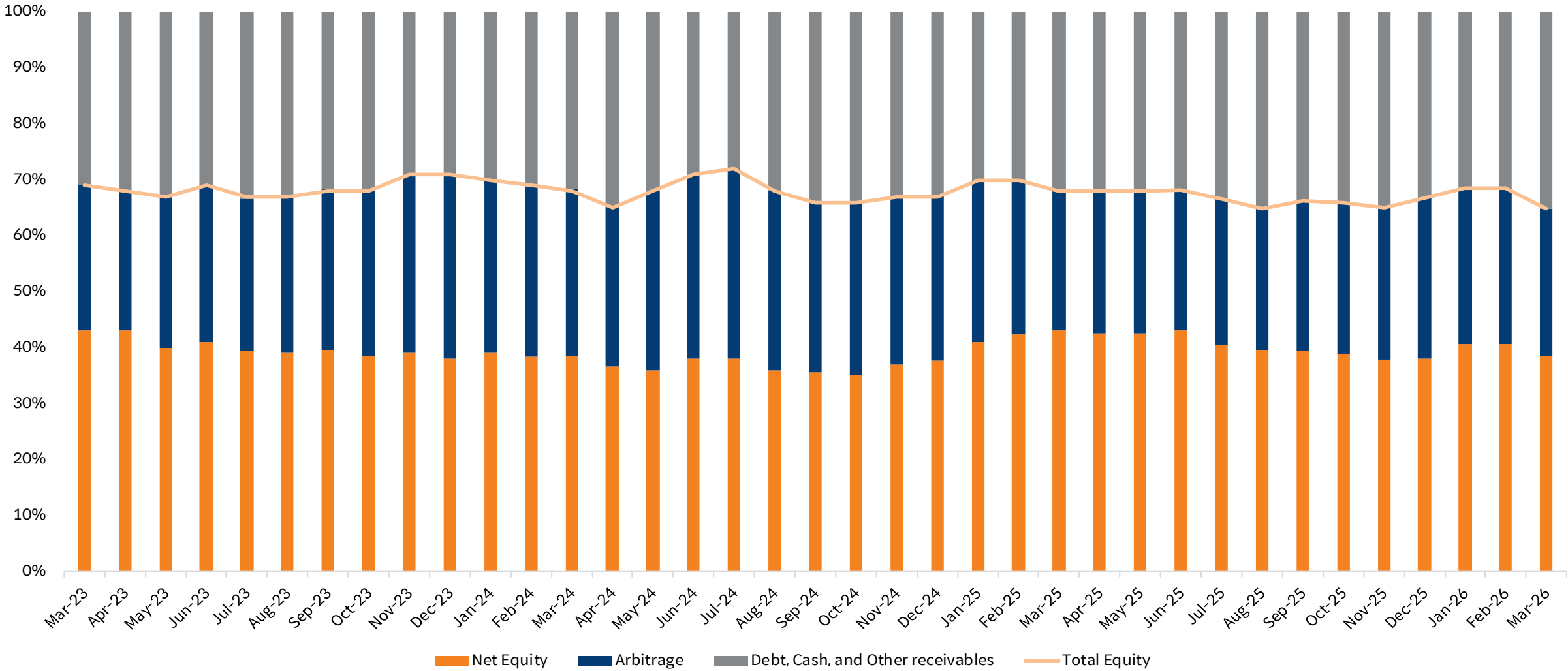
- Aims to deliver relatively stable returns with lower volatility following Accrual Strategy
- Seeks to Invest in high quality instruments Only

Please read the offer document to know in detail about the asset allocation. Consult your financial advisor before investing.

For complete portfolio of the scheme, please visit the website <https://www.miraeassetmf.co.in/downloads/portfolio>

This is the current investment framework which may or may not change in the future these are based on the Fund Manager's outlook in accordance with the Scheme strategy.

# Mirae Asset Equity Savings Fund- Asset allocation



Source: Internal Data & Calculation as on March 31, 2026.

# MAESF - Equity Investment Framework

The fund follows a strategy with equity within the range of (+/-5%) from 40% aiming to take advantage of market.

The portfolio aims to generate long term growth increasing the equity exposure based on market cycles and valuations

Portfolio is Large cap bias which helps in performing in all market cycles, more liquidate and are typically first to react to economic revival

# Rolling Returns - Since Inception

3 Year Returns(%)				
	Mar-26	Mar-25	Mar-24	Mar-23
<b>Fund Return</b>	10.13	9.74	10.39	15.49
<b>Alpha</b>	1.49	0.96	0.88	2.60

Rolling Returns (Since Inception)(%)			
	1-Year	3-Year	5-Year
<b>Fund Median Return</b>	10.27	11.13	11.85
<b>Benchmark Median Return#</b>	9.04	9.69	10.11

**Past Performance may or may not be sustained in future.**

Different Plans under the scheme has different expense structure. The reference and details provided here in are of Regular Plan - Growth Option. Allotment Date of Mirae Asset Equity Savings Fund is 17th December 2018.

# The above weights are in comparison to the Nifty Equity Savings Index

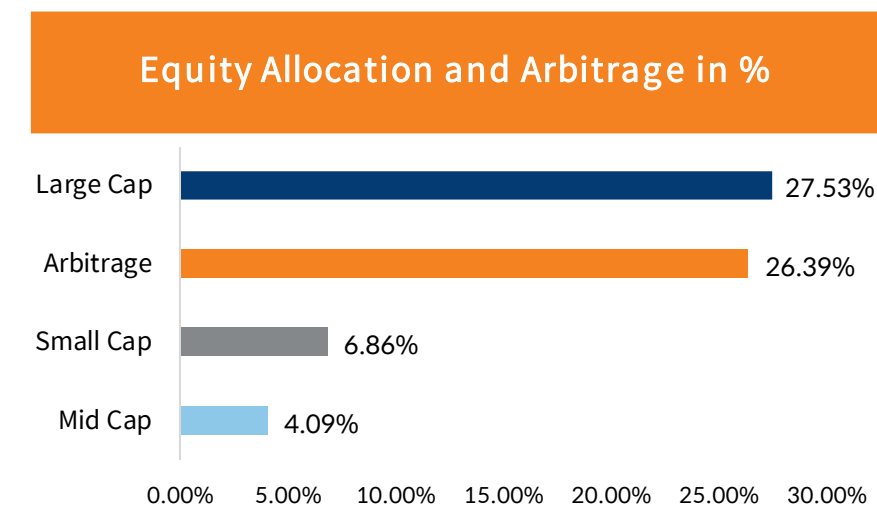
Returns shown above are daily rolling returns since inception (December 17th, 2018) in terms of CAGR (%). Rolling returns are calculated on daily frequency for respected time frame.

Source: Internal Data and ACEMF, Data as on March 31, 2026

# Equity Portfolio – Snapshot

Top 10 Stocks	Equity Exposure	Hedged Portion	Net Equity
HDFC Bank Ltd.	4.16%	-0.78%	3.38%
ICICI Bank Ltd.	2.74%	-0.53%	2.21%
State Bank of India	2.34%	-0.30%	2.04%
Bharti Airtel Ltd.	2.23%	-0.31%	1.92%
Reliance Industries Ltd.	1.96%	-0.41%	1.55%
Axis Bank Ltd.	1.66%	-0.59%	1.07%
Larsen & Toubro Ltd.	1.60%	-0.46%	1.14%
Tata Steel Ltd.	1.39%	-0.90%	0.49%
Mahindra & Mahindra Ltd.	1.30%	-0.57%	0.73%
NTPC Ltd.	1.18%	-0.18%	1.00%
<b>Total</b>	<b>20.56%</b>	<b>-5.03%</b>	<b>15.53%</b>

No. of Stocks	130
Hedged	82
Top 10 Holdings	20.56%



Source: Internal Data & Calculation as on March 31, 2026.

The sector(s)/stock(s)/issuer(s) mentioned in this presentation do not constitute any research report/recommendation of the same and the Fund may or may not have any future position in these sector(s)/stock(s)/issuer(s).

For complete portfolio of the scheme please visit <https://www.miraeassetmf.co.in/downloads/portfolio>

# Fixed Income – Investment Philosophy

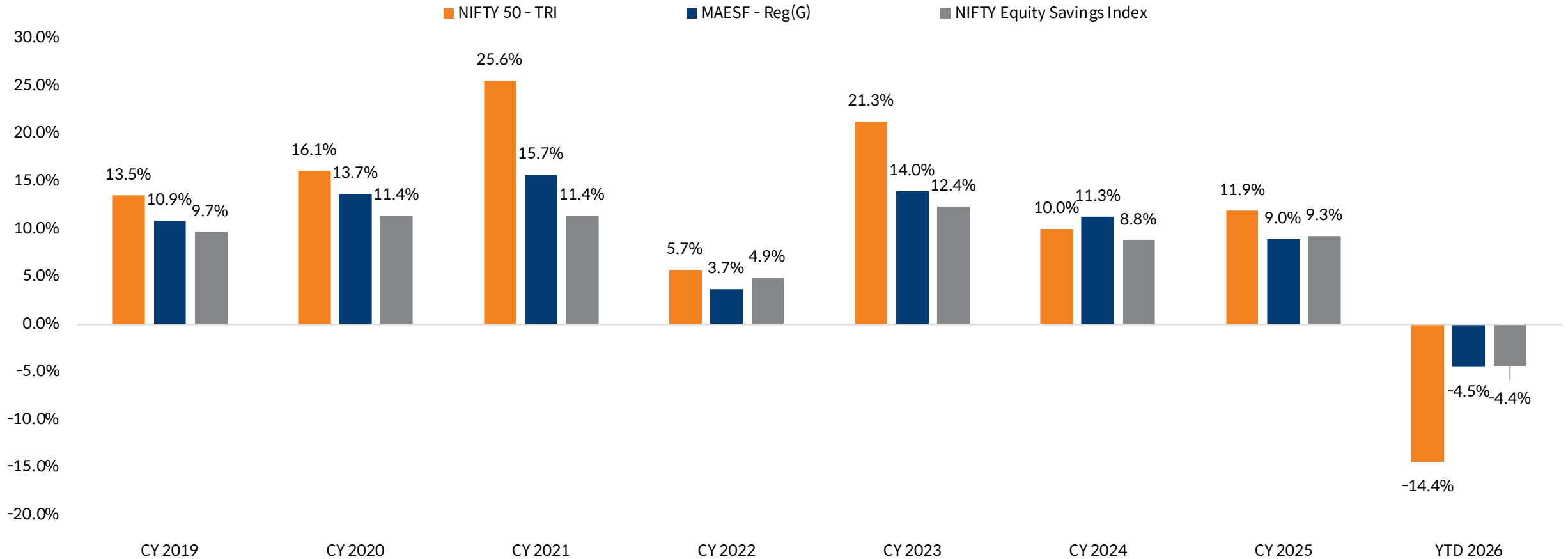


Debt portion is managed with high quality debt instrument and Sovereign Bonds

The Fund broadly follows Buy and Hold Strategy

Debt Allocation seeks to generate regular income and lower portfolio risk

# Calendar Year Performance



**Past Performance may or may not be sustained in future**

Source: AceMF : \*Data as on March 31, 2026. Performance given is of Mirae Asset Equity Savings Fund - (Reg) Growth plan. All the data/performance provided in the document is pertaining to the Index and does not in any manner constitute performance of any scheme of Mirae Asset Mutual Fund. There is no guarantee or assurance of returns/income generation/capital protection in any scheme of the Fund.

# MAESF vs. Benchmark

## Rolling returns ^since inception of MAESF on daily basis

### 1 year rolling return

Return Distribution (2297 Observations)	Mirae Asset Equity Savings Fund	Benchmark
Average	11.53%	9.79%
SD*	8.05%	5.79%
=<0 %	3.79%	3.35%
0 to 5 %	17.28%	14.80%
5 to 8 %	10.71%	20.98%
8 to 10 %	15.80%	20.51%
>10 %	52.42%	40.36%

### 2 year rolling return

Return Distribution (1931 Observations)	Mirae Asset Equity Savings Fund	Benchmark
Average	12.14%	10.33%
SD*	3.46%	2.37%
=<0 %	0.00%	0.00%
0 to 5 %	0.05%	0.10%
5 to 8 %	17.14%	19.73%
8 to 10 %	9.84%	16.00%
>10 %	72.97%	64.16%

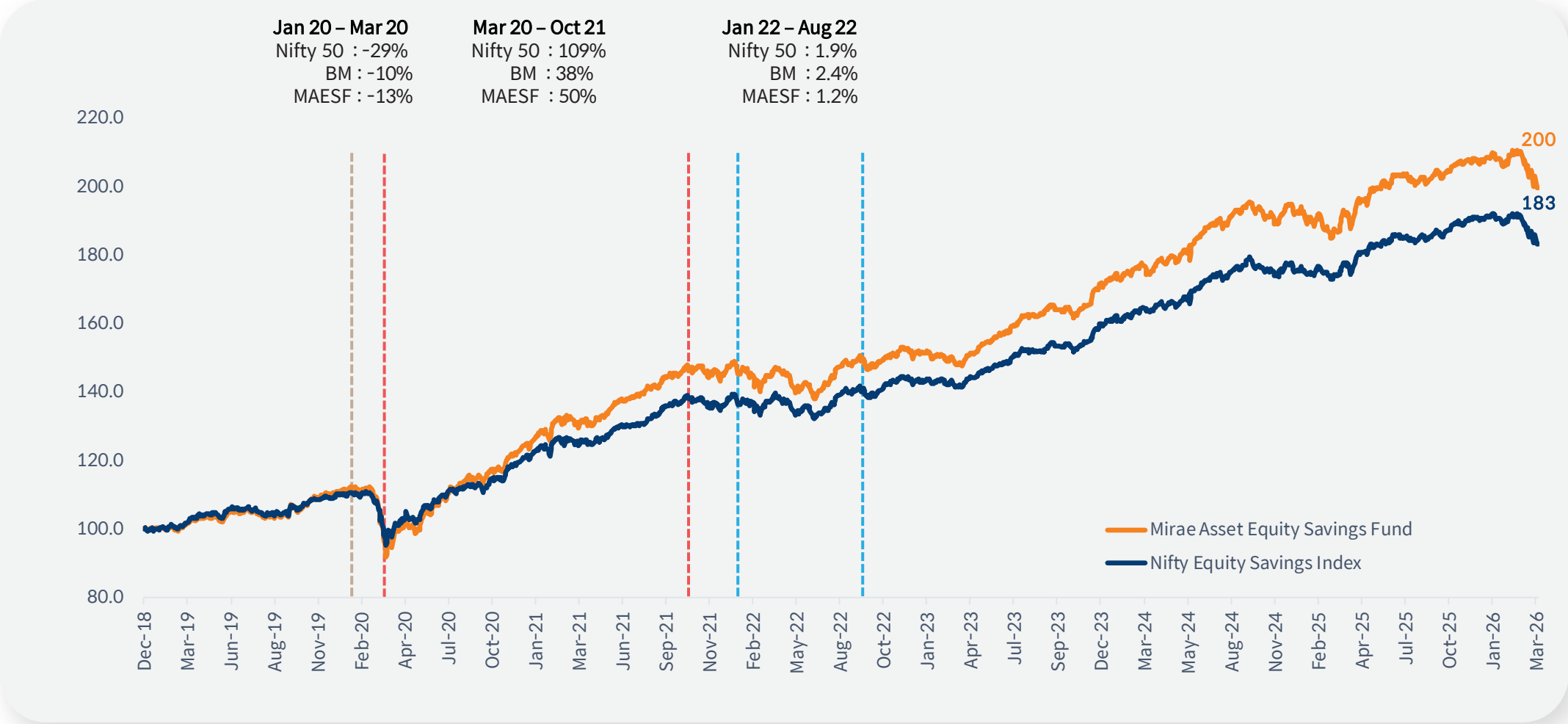
**Ideal investment horizon of 2 - 3 years may reduce risk and yield better returns.**

**Past Performance may or may not sustain in future**

Source: Internal Data & AceMF, data as on March 31, 2026.

\*Standard Deviation. Performance given is of Mirae Asset Equity Savings Fund -(Reg) Growth plan. Benchmark: Nifty equity savings index ^Since inception: -17th Dec 2018.

# Market Cycle - Analysis



**Past Performance may or may not be sustained in future.**

NAV has been rebased to Rs.100. Allotment NAV: 10.00. Different Plans under the scheme has different expense structure.

The reference and details provided here in are of Regular Plan -Growth Option. Scheme Benchmark-Nifty Equity Savings Index Source: Internal Data and ACEMF, Data as on March 31, 2026.

# Lumpsum Return



## Performance Report

Period	Mirae Asset Equity Savings Fund	Scheme Benchmark*	Additional Benchmark**
Last 1 Year	3.69%	3.12%	2.11%
Last 3 Years	10.13%	8.64%	6.79%
Last 5 Years	8.75%	7.85%	4.95%
Since Inception	9.97%	8.68%	6.09%
Value of Rs. 10000 invested (in Rs.) Since Inception	19,994	18,343	15,385
NAV as on 31 <sup>st</sup> Mar 2026	₹19.994		
Index Value 31 <sup>st</sup> Mar 2026	Index Value of Scheme Benchmark is 6,230.350 and Crisil 10 yr Gilt index is 5,114.475		
Allotment Date	17 <sup>th</sup> December 2018		
Scheme Benchmark	*Nifty Equity Savings Index		
Additional Benchmark	**Crisil 10 yr Gilt index		

Fund Managers : Mr. Harshad Borawake, Mr. Vrijesh Kasera (Equity portion) (since October 12, 2019), Ms. Bharti Sawant (Equity portion) (since December 28, 2020), Mr. Basant Bafna (Debt portion) (since December 27, 2025)

Note: Returns (%) for less than 1 year calculated on simple annualized basis, others are CAGR- Compounded Annualized Growth returns.

Latest available NAV has been taken for return calculation wherever applicable

### Past Performance may or may not be sustained in future.

Note: 1. Different Plans under the scheme has different expense structure. The reference and details provided here in are of Regular Plan - Growth Option. For computation of since inception returns (%) the allotment NAV has been taken as Rs. 10.00. Latest available NAV has been taken for return calculation wherever applicable.

Source: Internal Data & Calculation. Data as March 31, 2026. For performance of other schemes managed by the Fund Managers, refer slide number 19, 20, 21, 22, 23.

# Mirae Asset Equity Savings Fund – SIP Report Card



## SIP Performance

Period	Since Inception	7 Years	5 Years	3 Years	1 Year
Total Amount Invested (in Rs.)	8,70,000	8,40,000	6,00,000	3,60,000	1,20,000
Mkt Value as on 31 <sup>st</sup> Mar 2026 (in Rs.)	12,19,938	11,60,283	7,24,359	3,92,226	1,18,101
Fund Return <sup>&amp;</sup> (%)	9.17	9.08	7.48	5.66	-2.94
Benchmark Return <sup>&amp;</sup> (%)	7.99	7.92	6.75	5.06	-2.80
Add. Benchmark Return <sup>&amp;</sup> (%)	5.40	5.33	5.60	5.13	-1.20

Past Performance may or may not be sustained in future.

Source: Internal Data & Calculation. Data as March 31, 2026. The above table shows performance since inception for Mirae Asset Equity Savings Fund - Regular Plan - Growth Option.

Benchmark: Nifty Equity Savings Index, Add. Benchmark: CRISIL 10 Year Gilt Index. For computation of since inception returns (%) the allotment NAV has been taken as Rs.10.00.

&The SIP returns are calculated by XIRR approach assuming investment of Rs 10,000/- on the 1st working day of every month. For performance in SEBI format, refer to slide 17

# Performance of other funds managed by same Fund Managers

<b>Mirae Asset Healthcare Fund – Fund Managers – Mr. Vrijesh Kasera &amp; Mr. Tanmay Mehta</b> (Sectoral / Thematic Fund – An open ended equity scheme investing in healthcare and allied sectors)			
Period	Mirae Asset Healthcare Fund	Scheme Benchmark*	Additional Benchmark**
Last 1 Year	3.59%	1.41%	-6.01%
Last 3 Years	23.39%	24.76%	8.14%
Last 5 Years	15.03%	15.08%	9.05%
Since Inception	18.72%	15.97%	10.92%
Value of Rs. 10000 invested (in Rs.) Since Inception	37,818.00	31,522.90	22,330.84
NAV as on 31 <sup>st</sup> Mar 2026	₹37.818		
Index Value 31 <sup>st</sup> Mar 2026	Index Value of Scheme Benchmark is 48,537.480 and BSE Sensex (TRI) is 1,12,988.478		
Allotment Date	2 <sup>nd</sup> July 2018		
Scheme Benchmark	*BSE Healthcare Index (TRI)		
Additional Benchmark	**BSE Sensex (TRI)		

Fund Managers : Mr. Vrijesh Kasera (since July 02, 2018), Mr. Tanmay Mehta (since April 01, 2025)  
 Note: Returns (%) for less than 1 year calculated on simple annualized basis, others are CAGR- Compounded Annualized Growth returns.  
 Latest available NAV has been taken for return calculation wherever applicable

<b>Mirae Asset Low Duration Fund – Fund Managers – Mr. Basant Bafna</b> (Low Duration Fund – An open-ended low duration debt scheme investing in instruments with Macaulay duration* of the portfolio between 6 months and 12 months (*Refer page no. 15 of SID). A moderate interest rate risk and moderate credit risk.)			
Period	Mirae Asset Low Duration Fund	Scheme Benchmark*	Additional Benchmark**
Last 1 Year	6.07%	6.46%	2.11%
Last 3 Years	6.80%	7.17%	6.79%
Last 5 Years	5.67%	6.02%	4.95%
Last 10 Years	5.89%	6.56%	6.05%
Since Inception	6.40%	7.21%	6.47%
Value of Rs. 10000 invested (in Rs.) Since Inception	23,494.76	26,072.54	23,716.22
NAV as on 31 <sup>st</sup> Mar 2026	₹2,349.4756		
Index Value 31 <sup>st</sup> Mar 2026	Index Value of Scheme Benchmark is 5,619.5700 and Crisil 10 yr Gilt index is 5,114.4745		
Allotment Date	26 <sup>th</sup> June 2012		
Scheme Benchmark	*Nifty Low Duration Debt Index A-I		
Additional Benchmark	**Crisil 10 yr Gilt index		

Fund Managers : Mr. Basant Bafna (since February 01, 2024)  
 Note: Returns (%) for less than 1 year calculated on simple annualized basis, others are CAGR- Compounded Annualized Growth returns.  
 Latest available NAV has been taken for return calculation wherever applicable  
 Inception date of Mirae Asset Low Duration Fund is March 05 2008, however since inception returns are calculated from June 26, 2012 as there were no investors in the interim period in the institutional plan.

## Past performances may or may not sustain in future

Source : Internal Calculation & ACEMF, as on March 31, 2026.

\*\*Alternate Benchmark; Pursuant to clause 14.2.2 of Chapter 14 in SEBI master circular dated March 20, 2026, Mirae Asset Infrastructure is in existence for less than 6 months, hence performance shall not be provided. Different Plans under the scheme has different expense structure. The reference and details provided herein are of Regular Plan - Growth Option. Latest available NAV has been taken for return calculation wherever applicable. For computation of since inception returns (%) the allotment NAV has been taken as 1000.00 for Mirae Asset Low Duration Fund & Mirae Asset Ultra Short Duration Fund and 10.00 for all other Schemes.

# Performance of other funds managed by same Fund Managers

<b>Mirae Asset Dynamic Bond Fund – Fund Managers – Mr. Basant Bafna</b> (Dynamic Bond Fund – An open ended dynamic debt scheme investing across duration. A relatively high interest rate risk and relatively high credit risk)				
Period	Mirae Asset Dynamic Bond Fund	Scheme Benchmark*	Scheme Benchmark * (Tier2)	Additional Benchmark**
Last 1 Year	6.06%	3.09%	6.89%	2.11%
Last 3 Years	6.48%	6.62%	7.58%	6.79%
Last 5 Years	4.97%	5.60%	NA	4.95%
Since Inception	5.89%	6.77%	NA	5.54%
Value of Rs. 10000 invested (in Rs.) Since Inception	16,765.50	18,059.30	NA	16,264.52
NAV as on 31 <sup>st</sup> Mar 2026	₹16.7655			
Index Value 31 <sup>st</sup> Mar 2026	Index Value of Scheme Benchmark is 5,917.5909 / 1,311.4400 and Crisil 10 yr Gilt index is 5,114.4745			
Allotment Date	24 <sup>th</sup> March 2017			
Scheme Benchmark	*Tier-1-CRISIL Dynamic Bond A-III Index *Tier-2-Nifty PSU Bond Plus SDL April 2027 50:50 Index			
Additional Benchmark	**Crisil 10 yr Gilt index			

Fund Managers : Mr. Basant Bafna (since December 27, 2025)  
Note: Returns (%) for less than 1 year calculated on simple annualized basis, others are CAGR- Compounded Annualized Growth returns.  
Latest available NAV has been taken for return calculation wherever applicable

<b>Mirae Asset Short Duration Fund – Fund Managers – Mr. Basant Bafna</b> (Short Duration Fund –An open-ended short-term debt scheme investing in instruments such that the Macaulay duration of the portfolio is between 1 year to 3 years (please refer to page no. 14 of SID). A relatively high interest rate risk and moderate credit risk)				
Period	Mirae Asset Short Duration Fund	Scheme Benchmark*	Additional Benchmark**	
Last 1 Year	5.16%	6.16%	2.11%	
Last 3 Years	6.61%	7.25%	6.79%	
Last 5 Years	5.48%	6.10%	4.95%	
Since Inception	6.18%	6.85%	6.32%	
Value of Rs. 10000 invested (in Rs.) Since Inception	16,202.00	17,043.59	16,379.61	
NAV as on 31 <sup>st</sup> Mar 2026	₹16.2020			
Index Value 31 <sup>st</sup> Mar 2026	Index Value of Scheme Benchmark is 5,203.9413 and Crisil 10 yr Gilt index is 5,114.4745			
Allotment Date	16 <sup>th</sup> March 2018			
Scheme Benchmark	*CRISIL Short Duration Debt A-II Index			
Additional Benchmark	**Crisil 10 yr Gilt index			

Fund Managers : Mr. Basant Bafna (since January 16, 2023)  
Note: Returns (%) for less than 1 year calculated on simple annualized basis, others are CAGR- Compounded Annualized Growth returns.  
Latest available NAV has been taken for return calculation wherever applicable

## Past performances may or may not sustain in future

Source : Internal Calculation & ACEMF, as on March 31, 2026.

\*\*Alternate Benchmark; Pursuant to clause 14.2.2 of Chapter 14 in SEBI master circular dated March 20, 2026, Mirae Asset Infrastructure is in existence for less than 6 months, hence performance shall not be provided. Different Plans under the scheme has different expense structure. The reference and details provided herein are of Regular Plan - Growth Option. Latest available NAV has been taken for return calculation wherever applicable. For computation of since inception returns (%) the allotment NAV has been taken as 1000.00 for Mirae Asset Low Duration Fund & Mirae Asset Ultra Short Duration Fund and 10.00 for all other Schemes.

# Performance of other funds managed by same Fund Managers

## Mirae Asset Ultra Short Duration Fund - Fund Managers - Mr. Basant Bafna

(Ultra Short Duration Fund - An Open ended ultra-short-term debt scheme investing in instruments such that the Macaulay duration\* of the portfolio is between 3 months to 6 months (\*please refer to page no. 15 of SID). A relatively low interest rate risk and moderate credit risk.)

Period	Mirae Asset Ultra Short Duration Fund	Scheme Benchmark*	Additional Benchmark**
Last 1 Year	6.44%	6.52%	5.30%
Last 3 Years	7.14%	7.22%	6.66%
Last 5 Years	6.09%	6.22%	5.64%
Since Inception	5.86%	5.98%	5.46%
Value of Rs. 10000 invested (in Rs.) Since Inception	13,662.04	13,750.61	13,382.81
NAV as on 31 <sup>st</sup> Mar 2026	₹1,366.2037		
Index Value 31 <sup>st</sup> Mar 2026	Index Value of Scheme Benchmark is 5,717.3100 and Crisil 1 Year T-bill is 8,029.4759		
Allotment Date	7 <sup>th</sup> October 2020		
Scheme Benchmark	*Nifty Ultra Short Duration Debt Index A-I		
Additional Benchmark	**Crisil 1 Year T-bill		

Fund Managers : Mr. Basant Bafna (since January 16, 2023)

Note: Returns (%) for less than 1 year calculated on simple annualized basis, others are CAGR- Compounded Annualized Growth returns.

Latest available NAV has been taken for return calculation wherever applicable

## Mirae Asset Aggressive Hybrid Fund - Fund Managers - Mr. Harshad Borawake, Mr. Vrijesh Kasera and Mr. Basant Bafna

(Aggressive Hybrid Fund - An open ended hybrid scheme investing predominantly in equity and equity related instruments)

Period	Mirae Asset Aggressive Hybrid Fund	Scheme Benchmark*	Additional Benchmark**
Last 1 Year	0.82%	-0.62%	-6.01%
Last 3 Years	11.52%	10.73%	8.14%
Last 5 Years	10.03%	9.62%	9.05%
Last 10 Years	11.98%	11.60%	12.34%
Since Inception	10.95%	10.61%	10.71%
Value of Rs. 10000 invested (in Rs.) Since Inception	30,326.00	29,356.08	29,652.16
NAV as on 31 <sup>st</sup> Mar 2026	₹30.326		
Index Value 31 <sup>st</sup> Mar 2026	Index Value of Scheme Benchmark is 19,478.940 and BSE Sensex (TRI) is 1,12,988.478		
Allotment Date	29 <sup>th</sup> July 2015		
Scheme Benchmark	*CRISIL Hybrid 35+65 - Aggressive Index		
Additional Benchmark	**BSE Sensex (TRI)		

Fund Managers : Mr. Harshad Borawake (Equity Portion) (Since April 01, 2020), Mr. Vrijesh Kasera (Equity Portion) (Since April 01, 2020), Mr. Basant Bafna (Debt portion) (since December 27, 2025)

Note: Returns (%) for less than 1 year calculated on simple annualized basis, others are CAGR- Compounded Annualized Growth returns.

Latest available NAV has been taken for return calculation wherever applicable

### Past performances may or may not sustain in future

Source : Internal Calculation & ACEMF, as on March 31, 2026.

\*\*Alternate Benchmark; Pursuant to clause 14.2.2 of Chapter 14 in SEBI master circular dated March 20, 2026, Mirae Asset Infrastructure is in existence for less than 6 months, hence performance shall not be provided. Different Plans under the scheme has different expense structure. The reference and details provided herein are of Regular Plan - Growth Option. Latest available NAV has been taken for return calculation wherever applicable. For computation of since inception returns (%) the allotment NAV has been taken as 1000.00 for Mirae Asset Low Duration Fund & Mirae Asset Ultra Short Duration Fund and 10.00 for all other Schemes.

# Performance of other funds managed by same Fund Managers

<b>Mirae Asset Balanced Advantage Fund – Fund Managers – Mr. Harshad Borawake and Mr. Basant Bafna</b> (Balanced Advantage Fund – An open-ended Dynamic Asset Allocation Fund)			
Period	Mirae Asset Balanced Advantage Fund	Scheme Benchmark*	Additional Benchmark**
Last 1 Year	1.89%	-0.64%	-3.99%
Last 3 Years	10.66%	8.39%	10.02%
Since Inception	8.84%	7.27%	7.78%
Value of Rs. 10000 invested (in Rs.) Since Inception	13,610.00	12,910.73	13,135.85
NAV as on 31 <sup>st</sup> Mar 2026	₹13.610		
Index Value 31 <sup>st</sup> Mar 2026	Index Value of Scheme Benchmark is 15,399.340 and Nifty 50 Index (TRI) is 33,655.430		
Allotment Date	11 <sup>th</sup> August 2022		
Scheme Benchmark	*Nifty 50 Hybrid Composite Debt 50:50 Index		
Additional Benchmark	**Nifty 50 Index (TRI)		

Fund Managers : Mr. Harshad Borawake (Equity portion) (since August 11, 2022), Mr. Basant Bafna (Debt portion) (since December 27, 2025)  
 Note: Returns (%) for less than 1 year calculated on simple annualized basis, others are CAGR- Compounded Annualized Growth returns.  
 Latest available NAV has been taken for return calculation wherever applicable

<b>Mirae Asset Multi Asset Allocation Fund – Fund Managers – Mr. Harshad Borawake, Mr. Siddharth Srivastava, Mr. Ritesh Patel and Mr. Basant Bafna</b> (Multi Asset Allocation Fund – An open ended scheme investing in equity, debt & money market instruments, Gold ETFs, Silver ETFs and exchange traded commodity derivatives)			
Period	Mirae Asset Multi Asset Allocation Fund	Scheme Benchmark*	Additional Benchmark**
Last 1 Year	10.47%	6.33%	-6.01%
Since Inception	11.07%	8.58%	1.27%
Value of Rs. 10000 invested (in Rs.) Since Inception	12,552.00	11,949.63	10,276.57
NAV as on 31 <sup>st</sup> Mar 2026	₹12.552		
Index Value 31 <sup>st</sup> Mar 2026	Index Value of Scheme Benchmark is 119.496 and BSE Sensex (TRI) is 1,12,988.478		
Allotment Date	31 <sup>st</sup> January 2024		
Scheme Benchmark	*65% Nifty 500 (TRI) + 25% Nifty Short Duration Debt Index + 7.5% Domestic Price of Gold + 2.5% Domestic Price of Silver		
Additional Benchmark	**BSE Sensex (TRI)		

Fund Managers : Mr. Harshad Borawake (Equity Portion) (since January 31, 2024), Mr. Siddharth Srivastava (Dedicated Fund Manager for Overseas Investments) (since January 31, 2024), Mr. Ritesh Patel (Dedicated Fund Manager for Commodity Investments) (since January 31, 2024), Mr. Basant Bafna (Debt portion) (since December 27, 2025)  
 Note: Returns (%) for less than 1 year calculated on simple annualized basis, others are CAGR- Compounded Annualized Growth returns.  
 Latest available NAV has been taken for return calculation wherever applicable

## Past performances may or may not sustain in future

Source : Internal Calculation & ACEMF, as on March 31, 2026.

\*\*Alternate Benchmark; Pursuant to clause 14.2.2 of Chapter 14 in SEBI master circular dated March 20, 2026, Mirae Asset Infrastructure is in existence for less than 6 months, hence performance shall not be provided. Different Plans under the scheme has different expense structure. The reference and details provided herein are of Regular Plan - Growth Option. Latest available NAV has been taken for return calculation wherever applicable. For computation of since inception returns (%) the allotment NAV has been taken as 1000.00 for Mirae Asset Low Duration Fund & Mirae Asset Ultra Short Duration Fund and 10.00 for all other Schemes.

# Performance of other funds managed by same Fund Managers

<b>Mirae Asset Income plus Arbitrage Active FoF - Fund Managers - Mr. Basant Bafna</b> (Fund of Fund - An open-ended fund of funds scheme investing in units of actively managed Debt oriented and arbitrage Mutual Fund schemes)			
Period	Mirae Asset Income plus Arbitrage Active FoF	Scheme Benchmark*	Additional Benchmark**
6 Months (Simple Annualized)	4.83%	5.38%	-1.13%
Since Inception (Simple Annualized)	5.06%	5.42%	-1.34%
Value of Rs. 10000 invested (in Rs.) Since Inception	10,374.00	10,401.09	9,901.11
NAV as on 31 <sup>st</sup> Mar 2026	₹10.374		
Index Value 31 <sup>st</sup> Mar 2026	Index Value of Scheme Benchmark is 104.011 and Crisil 10 yr Gilt index is 5,114.475		
Allotment Date	4 <sup>th</sup> July 2025		
Scheme Benchmark	*Nifty Short Duration Debt Index (60%) + Nifty 50 Arbitrage Index (TRI) (40%)		
Additional Benchmark	**Crisil 10 yr Gilt index		

Fund Managers : Mr. Basant Bafna (since December 27, 2025)

Note: Returns (%) for less than 1 year calculated on simple annualized basis, others are CAGR- Compounded Annualized Growth returns.  
Latest available NAV has been taken for return calculation wherever applicable

Investors may note that they will bear recurring expenses of the underlying scheme in addition to the expenses of this scheme.

## Past performances may or may not sustain in future

Source : Internal Calculation & ACEMF, as on March 31, 2026.

\*\*Alternate Benchmark; Pursuant to clause 14.2.2 of Chapter 14 in SEBI master circular dated March 20, 2026, Mirae Asset Infrastructure is in existence for less than 6 months, hence performance shall not be provided. Different Plans under the scheme has different expense structure. The reference and details provided herein are of Regular Plan - Growth Option. Latest available NAV has been taken for return calculation wherever applicable. For computation of since inception returns (%) the allotment NAV has been taken as 1000.00 for Mirae Asset Low Duration Fund & Mirae Asset Ultra Short Duration Fund and 10.00 for all other Schemes.

# Product Label and Riskometer

## Mirae Asset Equity Savings Fund

(Equity Savings Fund - An open ended scheme investing in equity, arbitrage and debt)

### PRODUCT LABELLING

#### Mirae Asset Equity Savings Fund

This product is suitable for investors who are seeking\*

- Capital appreciation and income distribution
- Investment in equity and equity related instruments, arbitrage opportunities and debt & money market instruments

\*Investors should consult their financial advisors if they are not clear about the suitability of the product.



## Mirae Asset Dynamic Bond Fund

(Dynamic Bond Fund - An open ended dynamic debt scheme investing across duration. A relatively high interest rate risk and relatively high credit risk)

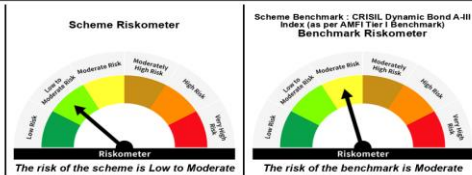
### PRODUCT LABELLING

#### Mirae Asset Dynamic Bond Fund

This product is suitable for investors who are seeking\*

- Optimal returns over short to medium term
- To generate optimal returns through active management of a portfolio of debt and money market instruments

\*Investors should consult their financial advisors if they are not clear about the suitability of the product.



## Mirae Asset Ultra Short Duration Fund

(Ultra Short Duration Fund - An Open ended ultra-short-term debt scheme investing in instruments such that the Macaulay duration\* of the portfolio is between 3 months to 6 months (\*please refer to page no. 15 of SID). A relatively low interest rate risk and moderate credit risk.)

### PRODUCT LABELLING

#### Mirae Asset Ultra Short Duration Fund

This product is suitable for investors who are seeking\*

- Income over a short-term investment horizon
- Investments in debt and money market securities with portfolio Macaulay duration between 3 months & 6 months

\*Investors should consult their financial advisors if they are not clear about the suitability of the product.



## Mirae Asset Healthcare Fund

(Sectoral/Thematic Fund - An open ended equity scheme investing in healthcare and allied sectors)

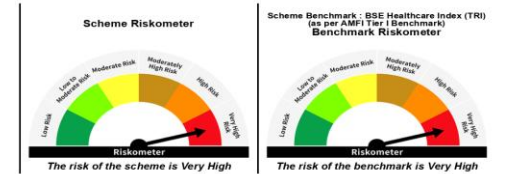
### PRODUCT LABELLING

#### Mirae Asset Healthcare Fund

This product is suitable for investors who are seeking\*

- To generate long term capital appreciation
- Investments in equity and equity related securities of companies benefitting directly or indirectly in Healthcare and allied sector in India

\*Investors should consult their financial advisors if they are not clear about the suitability of the product.



## Mirae Asset Low Duration Fund

(Low Duration Fund - An open-ended low duration debt scheme investing in instruments with Macaulay duration\* of the portfolio between 6 months and 12 months (\*Refer page no. 15 of SID). A moderate interest rate risk and moderate credit risk.)

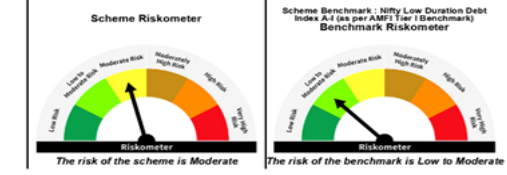
### PRODUCT LABELLING

#### Mirae Asset Low Duration Fund

This product is suitable for investors who are seeking\*

- An open-ended low duration debt scheme
- Investment in debt and money market instruments such that the Macaulay duration of the portfolio is between 6-12 months

\*Investors should consult their financial advisors if they are not clear about the suitability of the product.



## Mirae Asset Short Duration Fund

(Short Duration Fund - An open-ended short-term debt scheme investing in instruments such that the Macaulay duration of the portfolio is between 1 year to 3 years (please refer to page no. 14 of SID). A relatively high interest rate risk and moderate credit risk)

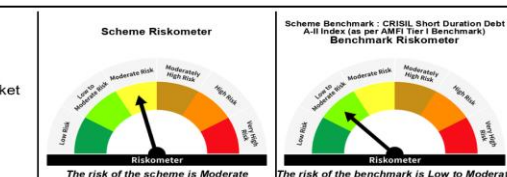
### PRODUCT LABELLING

#### Mirae Asset Short Duration Fund

This product is suitable for investors who are seeking\*

- Optimal returns over short term
- Investment in an actively managed diversified portfolio of debt and money market instruments including InvLTS

\*Investors should consult their financial advisors if they are not clear about the suitability of the product.



# Product Label and Riskometer

## Mirae Asset Aggressive Hybrid Fund

(Aggressive Hybrid Fund - An open ended hybrid scheme Investing predominantly in equity and equity related instruments)

### PRODUCT LABELLING

#### Mirae Asset Aggressive Hybrid Fund

This product is suitable for investors who are seeking\*

- Capital appreciation along with current income over long term
- Aggressive hybrid fund investing predominantly in equities & equity related instruments with balance exposure to debt & money market instruments

\*Investors should consult their financial advisors if they are not clear about the suitability of the product.



## Mirae Asset Multi Asset Allocation Fund

(Multi Asset Allocation Fund - An open ended scheme investing in equity, debt & money market instruments, Gold ETFs, Silver ETFs and exchange traded commodity derivatives)

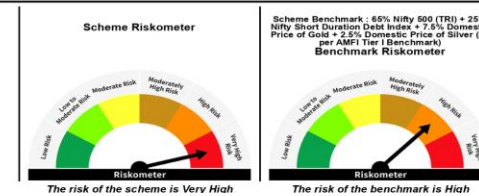
### PRODUCT LABELLING

#### Mirae Asset Multi Asset Allocation Fund

This product is suitable for investors who are seeking\*

- To generate long term capital appreciation/income
- Investments in equity, debt & money market instruments, commodity ETFs and exchange traded commodity derivatives.

\*Investors should consult their financial advisors if they are not clear about the suitability of the product.



## Mirae Asset Balanced Advantage Fund

(Balanced Advantage Fund - An open-ended Dynamic Asset Allocation Fund)

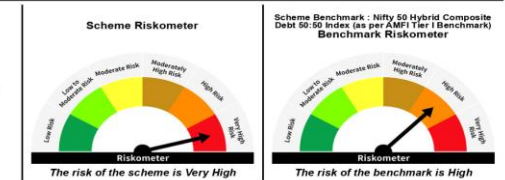
### PRODUCT LABELLING

#### Mirae Asset Balanced Advantage Fund

This product is suitable for investors who are seeking\*

- To generate long-term capital appreciation/income
- Investment in equity, equity related securities & debt, money market instruments while managing risk through active allocation

\*Investors should consult their financial advisors if they are not clear about the suitability of the product.



## Mirae Asset Income Plus Arbitrage Active FoF

(Fund of Fund - An open-ended fund of funds scheme investing in units of actively managed Debt oriented and arbitrage Mutual Fund schemes)

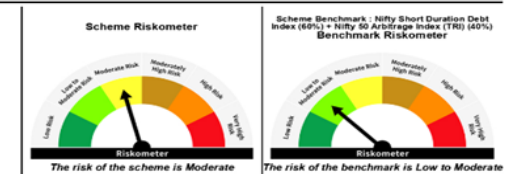
### PRODUCT LABELLING

#### Mirae Asset Income plus Arbitrage Active FoF

This product is suitable for investors who are seeking\*

- To generate low volatility returns over short to medium term
- Investments predominantly in units of actively managed Debt oriented and arbitrage Mutual Fund schemes

\*Investors should consult their financial advisors if they are not clear about the suitability of the product.



Investors may note that they will bear recurring expenses of the underlying scheme in addition to the expenses of this scheme.

# PRC Matrix

## Mirae Asset Ultra Short Duration Fund

Potential Risk Class Matrix (PRC)			
Credit Risk → Interest Rate Risk ↓	Relatively Low (Class A)	Moderate (Class B)	Relatively High (Class C)
Relatively Low (Class I)		B-I	
Moderate (Class II)			
Relatively High (Class III)			

## Mirae Asset Low Duration Fund

Potential Risk Class Matrix (PRC)			
Credit Risk → Interest Rate Risk ↓	Relatively Low (Class A)	Moderate (Class B)	Relatively High (Class C)
Relatively Low (Class I)			
Moderate (Class II)		B-II	
Relatively High (Class III)			

## Mirae Asset Dynamic Bond Fund

Potential Risk Class Matrix (PRC)			
Credit Risk → Interest Rate Risk ↓	Relatively Low (Class A)	Moderate (Class B)	Relatively High (Class C)
Relatively Low (Class I)			
Moderate (Class II)			
Relatively High (Class III)			C-III

## Mirae Asset Short Duration Fund

Potential Risk Class Matrix (PRC)			
Credit Risk → Interest Rate Risk ↓	Relatively Low (Class A)	Moderate (Class B)	Relatively High (Class C)
Relatively Low (Class I)			
Moderate (Class II)			
Relatively High (Class III)		B-III	

# Disclaimer

---

**Statutory Details:** Trustee Mirae Asset Trustee Company Private Limited Investment Manager Mirae Asset Investment Managers (Private Limited) (Sponsor Mirae Asset Global Investments Company Limited) The information contained in this document is compiled from third party and publically available sources and is included for general information purposes only. There can be no assurance and guarantee on the yields. Investments in the sectors may or may not remain the same. Views expressed by the Fund Manager cannot be construed to be a decision to invest. The statements contained herein are based on current views and involve known and unknown risks and uncertainties. Whilst Mirae Asset Investment Managers (Private Limited) (the AMC) shall have no responsibility/liability whatsoever for the accuracy or any use or reliance thereof of such information. The AMC, its associate or sponsors or group companies, its Directors or employees accepts no liability for any loss or damage of any kind resulting out of the use of this document. The recipient(s) before acting on any information herein should make his/her/their own investigation and seek appropriate professional advice and shall alone be fully responsible liable for any decision taken on the basis of information contained herein. Any reliance on the accuracy or use of such information shall be done only after consultation to the financial consultant to understand the specific legal, tax or financial implications. There is no guarantee or assurance of returns/income generation/capital protection in any scheme of the Fund.

For further information about other schemes (product labelling and performance of the fund) please visit the website of the AMC:

[www.miraeassetmf.co.in](http://www.miraeassetmf.co.in)

Please consult your financial advisor or mutual fund distributor before investing

**Mutual fund investments are subject to market risks, read all scheme related documents carefully.**

# THANK YOU

Follow us on:



---

**Mutual Fund investments are subject to market risks, read all scheme related documents carefully.**