

# MIRAE ASSET HEALTHCARE FUND (MAHCF)

Sectoral/Thematic Fund - An open ended equity scheme  
investing in healthcare and allied sectors

February 2026



# Why Healthcare

## ➤ Geographical Diversification

- Large pharma companies are looking at alternate supply sources to China
- Indian companies have managed to establish strong relationships with innovators delivering both on cost and quality
- Indian players have been at the forefront in terms of capability building for newer therapy areas

## ➤ Manufacturing prowess with exports opportunities

- Low cost high scale manufacturing has given Indian companies an edge
- Strong API ecosystem enabling greater supply chain control
- Improving regulatory compliance
- Drug shortages in US and patent cliffs could be opportunities
- Incremental investments in new areas of biosimilars and complex generics

## ➤ Underpenetrated domestic healthcare services market

- Huge underserved population
- Increasing insurance penetration to drive affordability
- Increasing life expectancy and change in disease patterns

## ➤ Consolidation in domestic pharma market benefitting larger companies

- Chronic care demand rising
- market consolidation squeezing smaller players
- Focussing on complex drugs through better prescriber penetration

# Mirae Asset Healthcare Fund

(Sectoral/Thematic Fund - An open-ended equity scheme investing in healthcare and allied sectors)

## Investments in Fund

At least 80% investments in Pharma, Healthcare and allied sectors

## Investment Framework<sup>^</sup>

Flexibility to invest across market capitalization and style  
 Endeavour to maintain a concentrated portfolio of 30 – 40 stocks, in sectors like hospitals, diagnostics, specialty chemicals, medical equipment, insurance and other allied sub sectors

## Why Mirae Asset Healthcare Fund?

Investing in stocks (across the market cap) benefiting either directly or indirectly from health care sector growth

<u>Fund Inception</u>	<u>Category</u>	<u>Benchmark</u>
2 <sup>nd</sup> July 2018	Sectoral / Thematic	BSE Healthcare Index (TRI)
<u>Goal</u>	<u>Ideal Investment Horizon</u>	<u>Risk Profile</u>
 Wealth Creation	 5+ Years	 Very High Risk

## Fund Manager

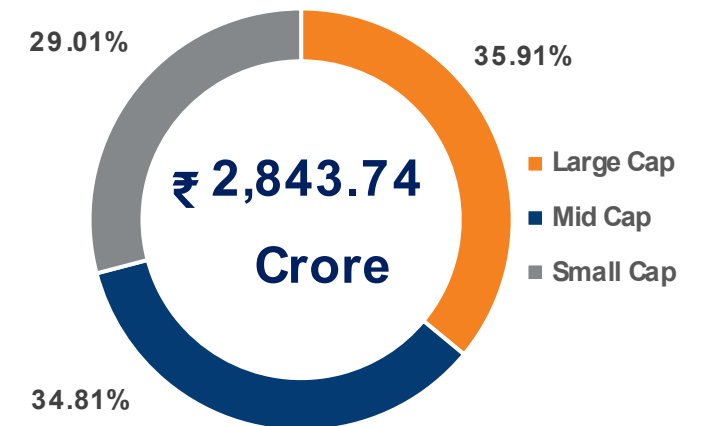


Mr. Vrijesh Kasera  
(Since 02<sup>nd</sup> July,2018)



Mr. Tanmay Mehta  
(Since 1st April,2025)

## Market Cap and Net AUM of Fund

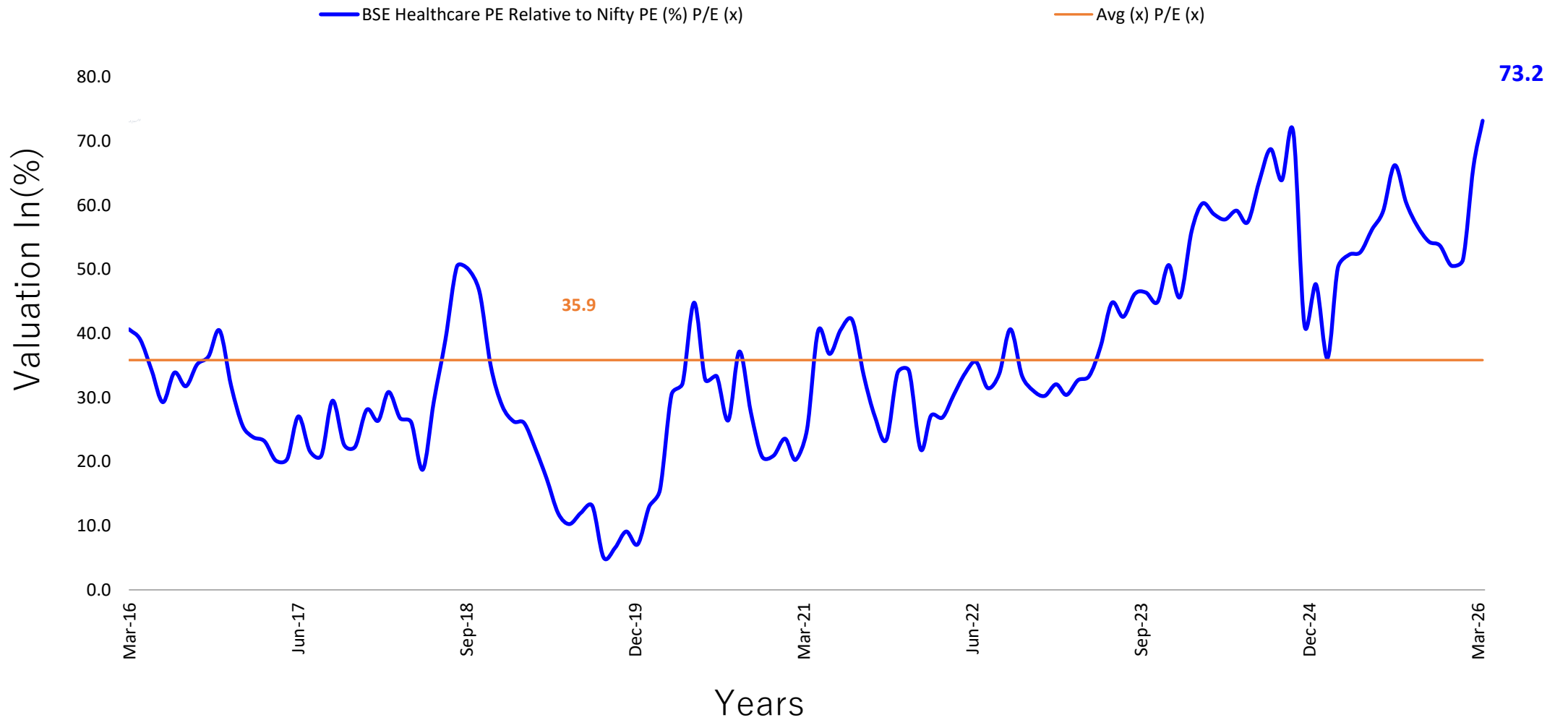


Source: Internal and AceMF. Data as on February 28, 2026

<sup>^</sup>The investment Framework stated above may change from time to time without any notice and shall be in accordance with the strategy as mentioned in the Scheme Information Document of the scheme.

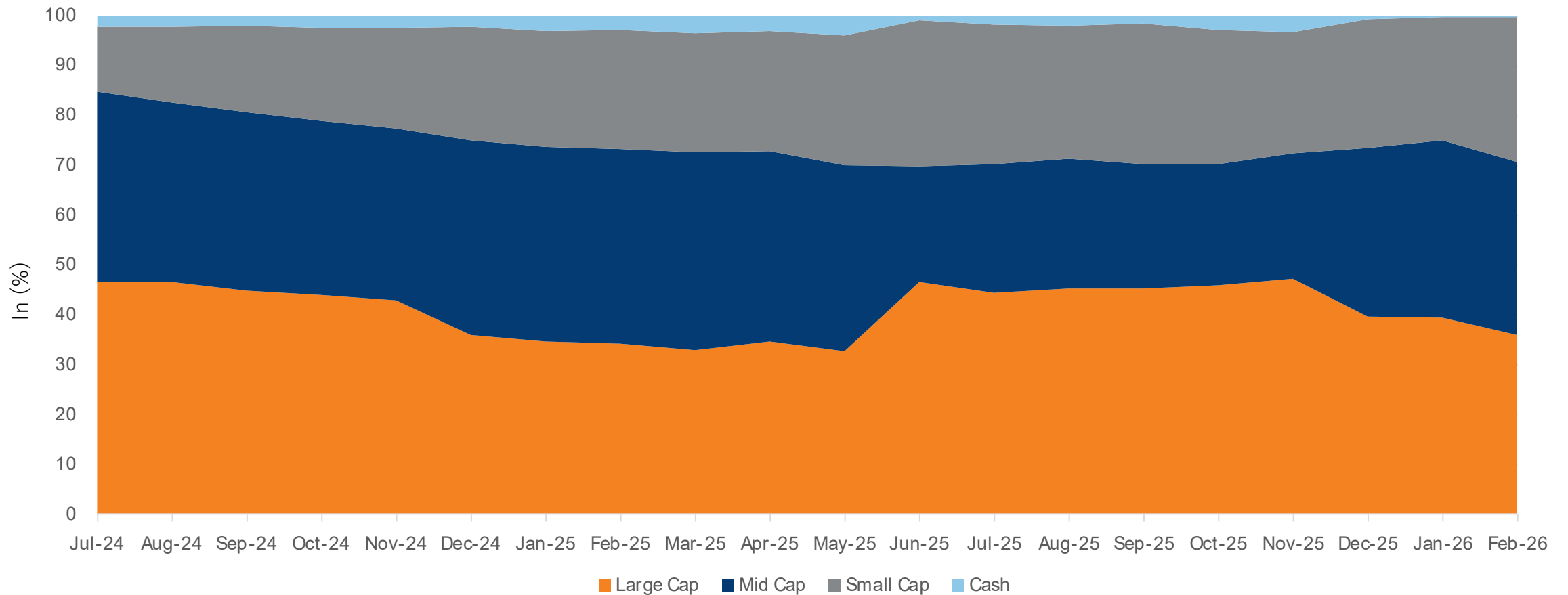
Pursuant to Clause 2.7 of Part IV of SEBI Master Circular dated June 27,2024. The universe of "Large Cap" shall consist of top 100 companies, "Mid Cap" shall consist of 101st to 250th company, "Small Cap" shall consist of 251st and onwards companies in terms of full market capitalization.

# Valuations



# Market Cap Allocation Trend

## Historical Market Cap Allocation



**Past performance and Portfolio may or may not be sustained in future.**

Source : Internal & AceMF, Data as on February 28, 2026.

Pursuant to Clause 2.7 of Part IV of SEBI Master Circular dated June 27, 2024, the universe of "Large Cap" shall consist of top 100 companies, "Mid Cap" shall consist of 101st to 250th company, "Small Cap" shall consist of 251st and onwards companies in terms of full Market capitalization,

For complete portfolio of the scheme, please visit the website <https://www.miraeassetmf.co.in/downloads/portfolio>.

# Portfolio focused on Quality and Liquidity

<u>Quality Factors</u>	
Parameter	% of NAV
Exposure to Companies with Average ROE* > 12%	77.06%
Exposure to Companies with Average ROIC <sup>\$</sup> > 10 %	62.81%
Weighted Average Net Debt to Equity Ratio (Ex-Financials)	0.05

<u>Liquidity Analysis</u>		
Days to Exit	% of NAV	Number of Stocks
<3 days	4.8959	7
3-10 days	80.7488	20
>10 days	14.09	5

## ROE (Return on Equity):

ROE reflects a company's profitability. A higher average ROE indicates that the company has strong sustainable competitive advantage in the sector in which it operates.

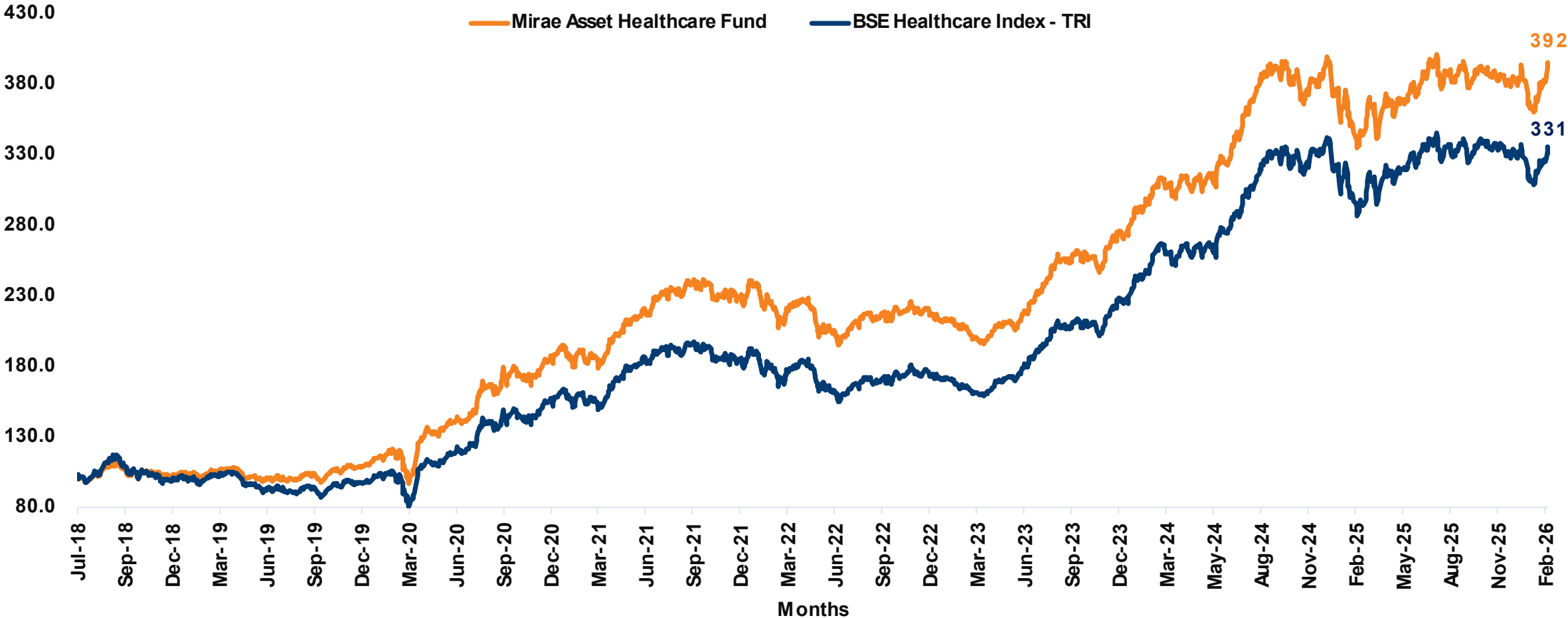
## ROIC (Return on Invested Capital):

Similar to ROE, ROIC is a profitability measure and measures the percentage return that a company earns on its invested capital. It helps understand how efficiently a company is using its shareholders' funds to generate profits.

## Net Debt to Equity Ratio:

Net Debt to Equity Ratio is calculated by dividing the company's total debt minus cash to its total shareholder equity. Generally, a company with a high debt to equity ratio is considered riskier.

# Mirae Asset Healthcare Fund – Journey of Wealth Creation



**Past Performance may or may not be sustained in future.**

NAV has been rebased to 100. Allotment NAV: ₹10.00. Different Plans under the scheme has different expense structure.

The reference and details provided here in are of Regular Plan - Growth Option.

Source: Internal and ACEMF, Data as on February 28, 2026.

# Rolling Returns - Since Inception

3 Year Returns(%)				
	Feb-26	Feb-25	Feb-24	Feb-23
<b>Fund Return</b>	25.39	16.04	19.21	20.26
<b>Alpha</b>	-2.05	-2.54	-0.44	2.50

Rolling Returns (Since Inception)(%)				
	1-Year	3-Year	5-Year	7-Year
<b>Fund Median Return</b>	18.52	20.69	22.60	20.56
<b>Benchmark Median Return#</b>	18.83	20.34	20.85	18.25

**Past Performance may or may not be sustained in future.**

Source: Internal and ACEMF, Data as on February 27, 2026

Different Plans under the scheme has different expense structure. The reference and details provided here in are of Regular Plan - Growth Option.

Allotment Date of Mirae Asset Healthcare Fund is 2<sup>nd</sup> July, 2018.

# The above weights are in comparison to the Benchmark(BSE Healthcare-TRI Index)

Returns shown above are daily rolling returns since inception (July 2, 2018) in terms of CAGR (%).

Rolling returns are calculated on daily frequency for respected time frame.

# Fund Positioning & Fund Manager views on Healthcare sectors

Sub-Sector	CRDMO	Exports Pharma	Domestic Pharma & MNC	Healthcare Services
Fund Positioning	OW	UW	OW	UW
Views on the sub sector	OW primarily on the back of significant opportunities presented by the supply chain diversification happening globally. Indian CRDMO players have delivered both on cost and quality in the recent years	Delay in new launches would weigh on near term growth given a large patent cliff for most companies. While valuations are undemanding, we maintain our UW stance given lack of triggers	OW on Domestic Pharmaceuticals as they provides stable growth Momentum gaining market share from smaller unorganised players. Sub sector presents near term opportunities	Has a long runway for growth given under penetration and formalisation. However, valuations are demanding leading to UW stance

OW – Over Weight ; UW – Under Weight. CRDMO-Contract Research, Development, and Manufacturing Organization

The sector(s)/stock(s)/issuer(s) mentioned in this presentation do not constitute any research report/recommendation of the same and the fund may or may not have any future position in these sector(s)/stock(s)/issuer(s). This is the current investment framework which may or may not change in the future these are based on the Fund Manager's outlook in accordance with the Scheme strategy

# Mirae Asset Healthcare Fund – Lumpsum Report Card



## Performance Report

Period	Mirae Asset Healthcare Fund	Scheme Benchmark*	Additional Benchmark**
Last 1 Year	17.18%	15.56%	12.30%
Last 3 Years	25.39%	27.44%	12.65%
Last 5 Years	16.59%	16.75%	11.92%
Since Inception	19.53%	16.92%	12.84%
Value of Rs. 10000 invested (in Rs.) Since Inception	39,237	33,137	25,228
NAV as on 27 <sup>th</sup> Feb 2026	₹39.237		
Index Value 27 <sup>th</sup> Feb 2026	Index Value of Scheme Benchmark is 51,022.640 and BSE Sensex (TRI) 1,27,646.138		
Allotment Date	2 <sup>nd</sup> July 2018		
Scheme Benchmark	*BSE Healthcare Index (TRI)		
Additional Benchmark	**BSE Sensex (TRI)		

Fund Managers : Mr. Vrijesh Kasera (since July 02, 2018), Mr. Tanmay Mehta (since April 01, 2025)

Note: Returns (%) for less than 1 year calculated on simple annualized basis, others are CAGR- Compounded Annualized Growth returns.

Latest available NAV has been taken for return calculation wherever applicable

### Past Performance may or may not be sustained in future.

Source: Internal, Data as on February 27, 2026.

Note: 1. Different Plans under the scheme has different expense structure. The reference and details provided herein are of Regular Plan - Growth Option.

2. Returns below or for 1 year are absolute returns, returns above 1 year are CAGR (Compounded Annualized Growth returns).

3. For computation of since inception returns (%) the allotment NAV has been taken as ₹10.00.

For performance of schemes managed by Mr. Vrijesh Kasera, refer slide no. 11.

# Mirae Asset Healthcare Fund – SIP Report Card



## SIP Performance

Period	Since Inception	7 Years	5 Years	3 Years	1 Year
<b>Total Amount Invested (in Rs.)</b>	9,10,000	8,40,000	6,00,000	3,60,000	1,20,000
<b>Mkt Value as on 27<sup>th</sup> Feb 2026 (in Rs.)</b>	19,19,411	16,57,858	8,91,057	4,57,368	1,26,511
<b>Fund Return<sup>&amp;</sup> (%)</b>	19.24	19.11	15.86	16.26	10.36
<b>Benchmark Return<sup>&amp;</sup> (%)</b>	18.49	18.86	16.85	16.68	5.77
<b>Add. Benchmark Return<sup>&amp;</sup> (%)</b>	12.65	12.60	9.79	7.50	1.77

**Past Performance may or may not be sustained in future.**

Source: Internal, Data as on February 27, 2026.

The above table shows performance since inception for Mirae Asset healthcare Fund - Regular Plan - Growth Option.

^Benchmark: BSE Healthcare index (TRI), \*Add. Benchmark: BSE SENSEX (TRI).

For computation of since inception returns (%) the allotment NAV has been taken as ₹10.00.

&-The SIP returns are calculated by XIRR approach assuming investment of 10,000/- on the 1st working day of every month.

# Performance of other funds managed by the same fund manager

## Mirae Asset Aggressive Hybrid Fund - Fund Managers - Mr. Harshad Borawake, Mr. Vrijesh Kasera and Mr. Basant Bafna (Aggressive Hybrid Fund - An open ended hybrid scheme investing predominantly in equity and equity related instruments)

Period	Mirae Asset Aggressive Hybrid Fund	Scheme Benchmark*	Additional Benchmark**
Last 1 Year	18.24%	13.59%	12.30%
Last 3 Years	15.17%	14.12%	12.65%
Last 5 Years	12.23%	11.75%	11.92%
Last 10 Years	14.00%	13.37%	14.87%
Since Inception	12.04%	11.57%	12.09%
Value of Rs. 10000 invested (in Rs.) Since Inception	33,339.00	31,897.80	33,498.84
NAV as on 27 <sup>th</sup> Feb 2026	₹33.339		
Index Value 27 <sup>th</sup> Feb 2026	Index Value of Scheme Benchmark is 21,165.471 and BSE Sensex (TRI) is 1,27,646.138		
Allotment Date	29 <sup>th</sup> July 2015		
Scheme Benchmark	*CRISIL Hybrid 35+65 - Aggressive Index		
Additional Benchmark	**BSE Sensex (TRI)		

Fund Managers : Mr. Harshad Borawake (Equity Portion) (Since April 01, 2020), Mr. Vrijesh Kasera (Equity Portion) (Since April 01, 2020), Mr. Basant Bafna (Debt portion) (since December 27, 2025)  
Note: Returns (%) for less than 1 year calculated on simple annualized basis, others are CAGR- Compounded Annualized Growth returns.  
Latest available NAV has been taken for return calculation wherever applicable

## Mirae Asset Equity Savings Fund - Fund Managers - Mr. Harshad Borawake, Mr. Vrijesh Kasera, Ms. Bharti Sawant and Mr. Basant Bafna (Equity Savings Fund - An open ended scheme investing in equity, arbitrage and debt)

Period	Mirae Asset Equity Savings Fund	Scheme Benchmark*	Additional Benchmark**
Last 1 Year	13.19%	10.18%	5.55%
Last 3 Years	12.02%	10.29%	8.00%
Last 5 Years	9.86%	8.87%	5.53%
Since Inception	10.82%	9.38%	6.43%
Value of Rs. 10000 invested (in Rs.) Since Inception	20,958.00	19,072.05	15,664.46
NAV as on 27 <sup>th</sup> Feb 2026	₹20.958		
Index Value 27 <sup>th</sup> Feb 2026	Index Value of Scheme Benchmark is 6,478.050 and Crisil 10 yr Gilt index is 5,207.282		
Allotment Date	17 <sup>th</sup> December 2018		
Scheme Benchmark	*Nifty Equity Savings Index		
Additional Benchmark	**Crisil 10 yr Gilt index		

Fund Managers : Mr. Harshad Borawake, Mr. Vrijesh Kasera (Equity portion) (since October 12, 2019), Ms. Bharti Sawant (Equity portion) (since December 28, 2020), Mr. Basant Bafna (Debt portion) (since December 27, 2025)  
Note: Returns (%) for less than 1 year calculated on simple annualized basis, others are CAGR- Compounded Annualized Growth returns.  
Latest available NAV has been taken for return calculation wherever applicable

### Past Performance may or may not be sustained in future.

Note: 1. Different Plans under the scheme has different expense structure. The reference and details provided herein are of Regular Plan - Growth Option,

Source: Internal, Data as on February 27, 2026.

For computation of since inception returns (%) the allotment NAV has been taken as ₹10. In case, the start / end date of the concerned period is a non-business date (NBD), the NAV of the previous date is considered for computation of returns.<sup>11</sup>

Returns below or for 1 year are absolute returns, returns above 1 year are CAGR- Compounded Annualized Growth returns.

# Product Labelling

## MIRAE ASSET HEALTHCARE FUND

(Sectoral/Thematic Fund - An open ended equity scheme investing in healthcare and allied sectors)

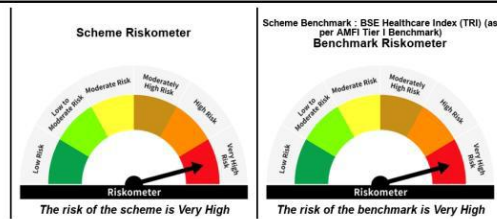
### PRODUCT LABELLING

#### Mirae Asset Healthcare Fund

This product is suitable for investors who are seeking\*

- To generate long term capital appreciation
- Investments in equity and equity related securities of companies benefitting directly or indirectly in Healthcare and allied sector in India

\*Investors should consult their financial advisors if they are not clear about the suitability of the product.



## MIRAE ASSET AGGRESSIVE HYBRID FUND

(Aggressive Hybrid Fund - An open ended hybrid scheme investing predominantly in equity and equity related instruments)

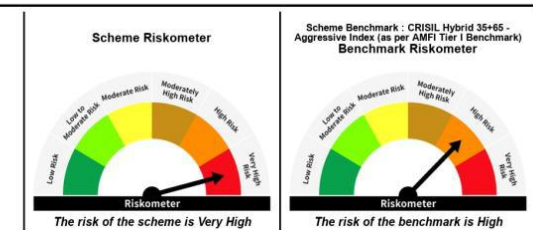
### PRODUCT LABELLING

#### Mirae Asset Aggressive Hybrid Fund

This product is suitable for investors who are seeking\*

- Capital appreciation along with current income over long term
- Aggressive hybrid fund investing predominantly in equities & equity related instruments with balance exposure to debt & money market instruments

\*Investors should consult their financial advisors if they are not clear about the suitability of the product.



## MIRAE ASSET EQUITY SAVINGS FUND

(Equity Savings Fund - An open ended scheme investing in equity, arbitrage and debt)

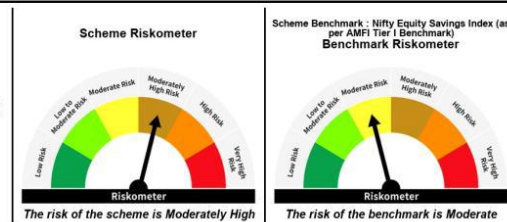
### PRODUCT LABELLING

#### Mirae Asset Equity Savings Fund

This product is suitable for investors who are seeking\*

- Capital appreciation and income distribution
- Investment in equity and equity related instruments, arbitrage opportunities and debt & money market instruments

\*Investors should consult their financial advisors if they are not clear about the suitability of the product.



# Disclaimers

**Statutory Details: Trustee:** Mirae Asset Trustee Company Private Limited; Investment Manager: Mirae Asset Investment Managers (India) Private Limited (AMC); Sponsor: Mirae Asset Global Investments Company Limited.

The information contained in this document is compiled from third party and publicly available sources and is included for general information purposes only. There can be no assurance and guarantee on the yields. Views expressed by the Fund Manager cannot be construed to be a decision to invest. The statements contained herein are based on current views and involve known and unknown risks and uncertainties. Whilst Mirae Asset Investment Managers (India) Private Limited (the AMC) shall have no responsibility/liability whatsoever for the accuracy or any use or reliance of such information. The AMC, its associate or sponsors or group companies, its Directors or employees accepts no liability for any loss or damage of any kind resulting out of the use of this document. The recipient(s) before acting on any information herein should make his/her/their own investigation and seek appropriate professional advice and shall alone be fully responsible / liable for any decision taken on the basis of information contained herein. Any reliance on the accuracy or use of such information shall be done only after consultation to the financial consultant to understand the specific legal, tax or financial implications.

**Mutual fund investments are subject to market risks, read all scheme related documents carefully.  
Please consult your financial advisor or mutual fund distributor before investing**

For further information about other schemes (product labelling and performance of the fund) please visit the website of the AMC:  
[www.miraeassetmf.co.in](http://www.miraeassetmf.co.in)

**MIRAE ASSET**  
Mutual Fund

