

# Aim to Solve Jigsaw of Volatility

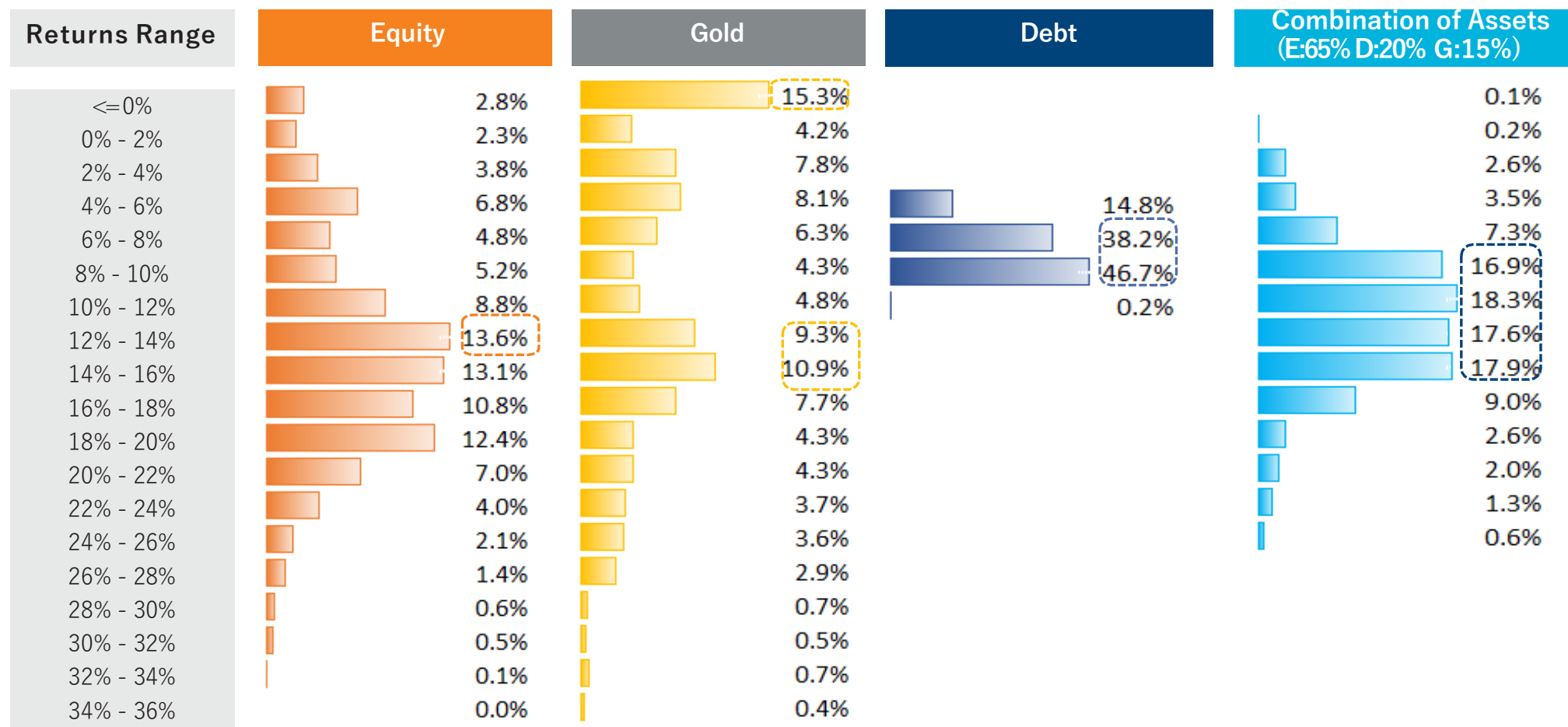
## Mirae Asset Multi Asset Allocation Fund

An open-ended scheme investing in equity, debt & money market instruments, Gold ETFs, Silver ETFs and exchange traded commodity derivatives



**Multi**

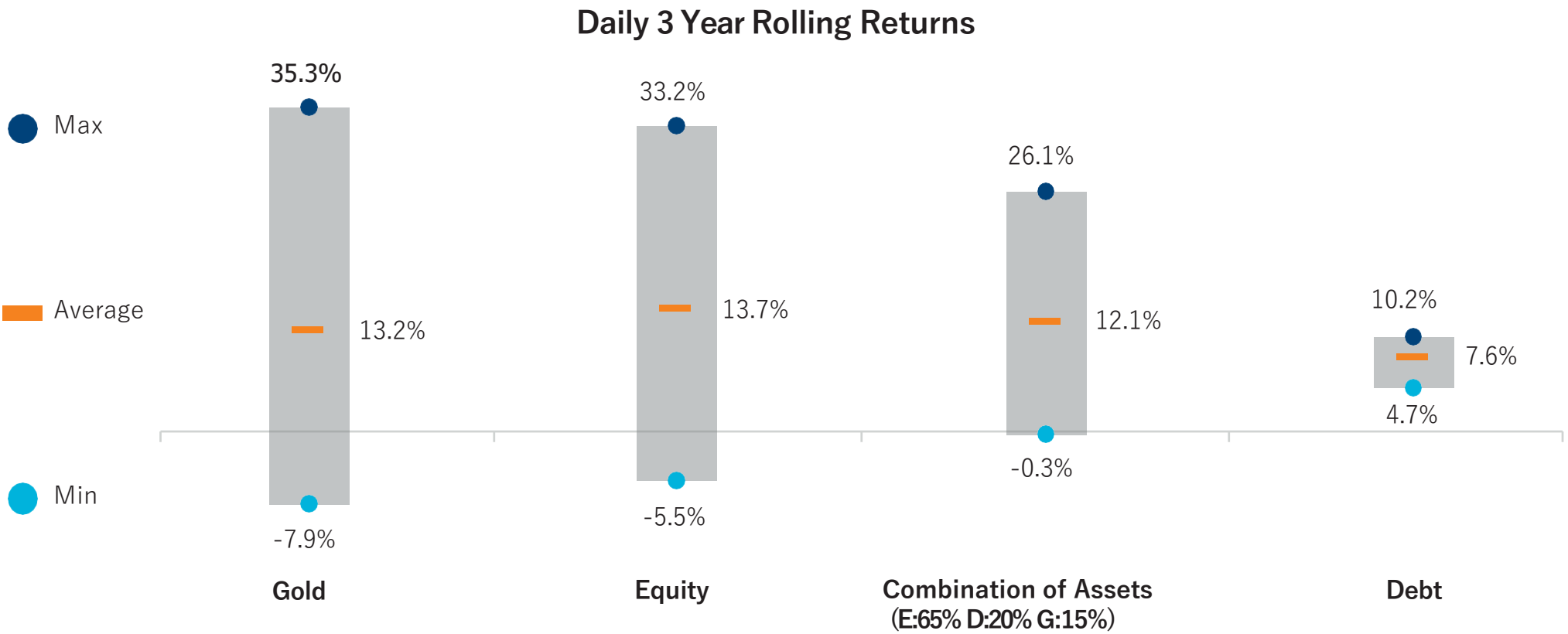
# Asset Class Histogram



How to read: For Equity, 13.6% of times in the last 17 years, 3 year rolling returns were in the range of 12% to 14%. For Combination of assets 70.8% of times in the last 17 years, 3 year rolling returns were in the range of 8% to 16%

**Combination of assets has provided a relatively better experience over the period**

# Range of Returns

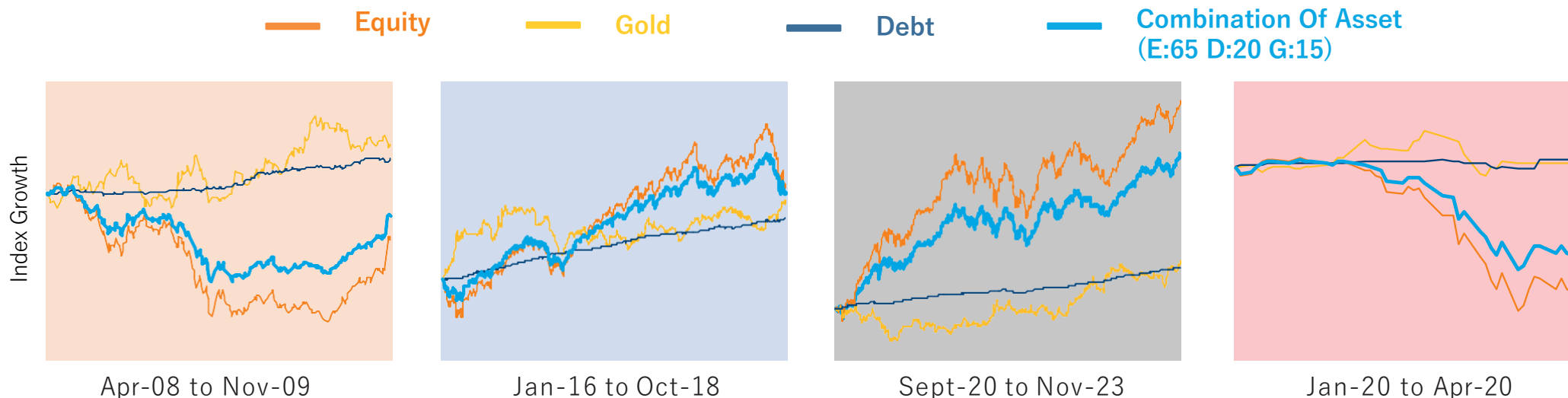


Worried about risk? Aim to reduce volatility

Source: AceMF, AMFI, Bloomberg, From 15th April 2008 to 31<sup>st</sup> July 2025. E:Equity: S&P BSE 200 TRI, D:Debt: NIFTY Short Duration Debt Index, G:Gold: Domestic Gold Prices. Returns mentioned are 3 year CAGR rolling returns.; These are the indices used for the illustration

Past performance may or may not sustain in the future.

# Different Asset Class Faces In Different Market Phases



	Bear	Sideways	Bull	Covid-19 Crisis
<b>Equity</b>	-17.8% [2.8%]	10.0% [0.8%]	22.1% [0.9%]	-31.9% [3.4%]
<b>Gold</b>	19.4% [1.8%]	8.8% [0.6%]	6.1% [0.7%]	0.7% [1.4%]
<b>Debt</b>	13.6% [0.3%]	7.1% [0.1%]	5.2% [0.1%]	1.5% [0.3%]
<b>Combination of Asset (E:65 D:20 G:15)</b>	-8.3% [1.7%]	9.6% [0.6%]	17.3% [0.9%]	-22.5% [2.3%]

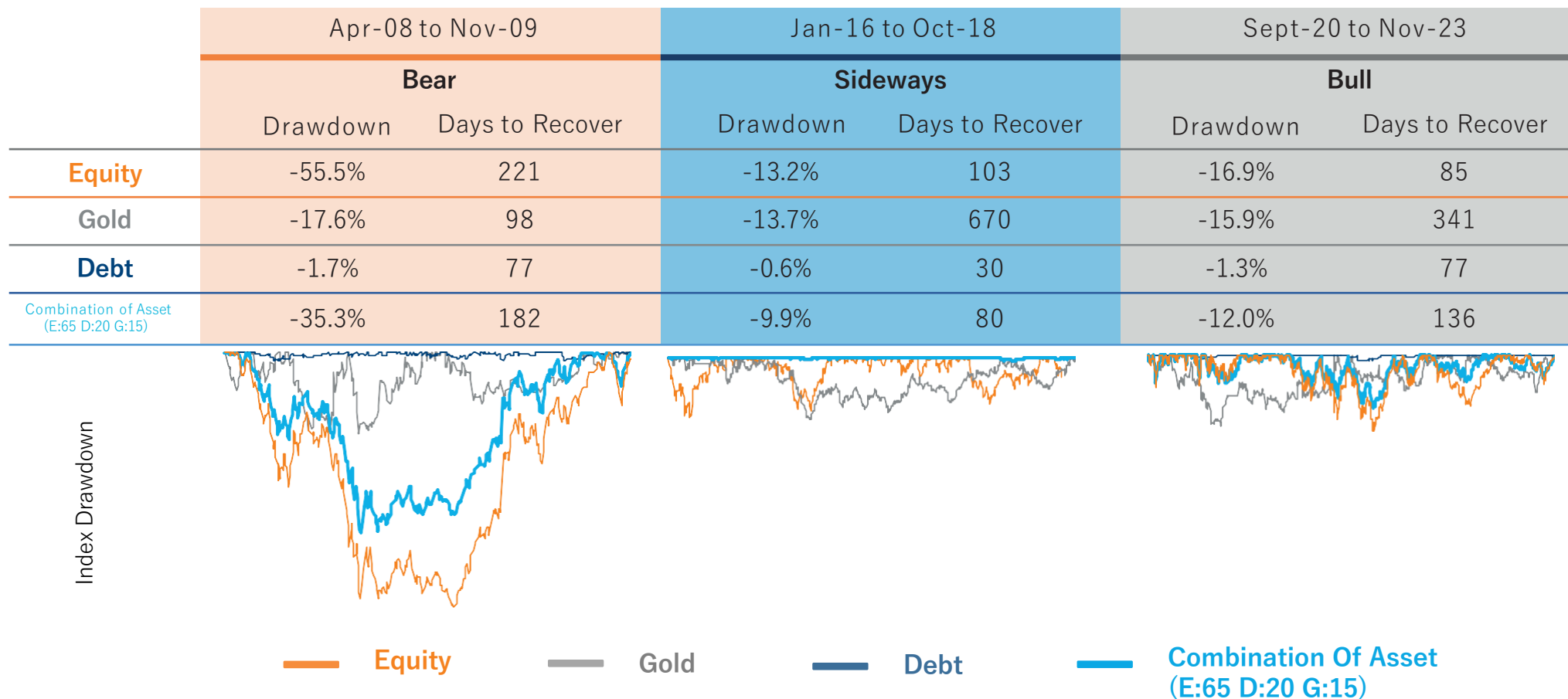
X% [Y%] – X is the returns, and Y is the standard deviation on daily basis for the mentioned period.

**Debt and Gold have acted as hedge against bear markets**

Source: AceMF, AMFI, Bloomberg, as on 30th Nov 2023. Equity: S&P BSE 200 TRI, Debt: NIFTY Short Duration Debt Index, Gold: Domestic Gold Prices. Returns for more than 1 year are CAGR, less than 1 year are absolute.; These are the indices used for the illustration

**Past performance may or may not sustain in the future.**

# Drawdown – Risk, Downside Volatility



**Combination of Assets: Tread on the heels of equity with relatively better downside protection.**

Source: AceMF, AMFI, Bloomberg, as on 30th Nov 2023. E:Equity: S&P BSE 200 TRI, D:Debt: NIFTY Short Duration Debt Index, G:Gold: Domestic Gold Prices. Returns for more than 1 year are CAGR, less than 1 year are absolute. These are the indices used for the illustration

**Past performance may or may not sustain in the future.**

# Correlation Between Asset Classes

Asset Classes	Foreign Equity	Gold	Debt	Silver
Domestic Equity	0.47	-0.29	-0.07	0.15
Foreign Equity		-0.20	-0.10	0.05
Gold			0.07	0.64
Debt				-0.13

Source: MFI Explorer, Bloomberg,

AMFI; Note: Correlation has been arrived at based on 1-year daily rolling returns for the period 1st Jan 2008 till 30 April 2025.

These are the indices used for the illustration. **Past performance may or may not sustain in the future.**

Domestic Equity: S&P BSE 200 TRI, Debt: NIFTY Short Duration Debt Index, Foreign Equity: S&P 500 TRI, Gold: MCX Gold Spot Prices in INR, Silver: MCX Silver Spot Prices in INR

# Therefore, Winners keep on Changing

2009	2010	2011	2012	2013	2014	2015	2016	2017	2018	2019	2020	2021	2022	2023	2024
Equity 91%	Gold 23%	Gold 32%	Equity 33%	Debt 8%	Equity 37%	Debt 9%	Gold 11%	Equity 35%	Gold 8%	Gold 24%	Gold 28%	Equity 29%	Gold 14%	Equity 15%	Gold 21%
Multi Asset* 64%	Equity 18%	Debt 9%	Multi Asset* 26%	Equity 6%	Multi Asset* 25%	Multi Asset* 1%	Debt 9%	Multi Asset* 25%	Debt 7%	Multi Asset* 12%	Equity 18%	Multi Asset* 19%	Multi Asset* 7%	Gold 14%	Equity 15%
Gold 24%	Multi Asset* 16%	Multi Asset* -10%	Gold 12%	Multi Asset* 5%	Debt 10%	Equity 0%	Multi Asset* 7%	Debt 6%	Multi Asset* 3%	Equity 10%	Multi Asset* 18%	Debt 4%	Equity 6%	Multi Asset* 13%	Multi Asset 14%
Debt 8%	Debt 4%	Equity -26%	Debt 11%	Gold -5%	Gold -8%	Gold -7%	Equity 5%	Gold 5%	Equity 1%	Debt 9%	Debt 10%	Gold -4%	Debt 4%	Debt 6%	Debt 8%

**A Multi Asset framework has sailed through both periods of exuberance & stress**

Source: AceMF, AMFI, Bloomberg, From 1st Jan 2009 to 31st Dec 2024. \*Multi Asset: E: 65%, D: 20%, G: 15%), E:Equity: S&P BSE 200 TRI, D:Debt: NIFTY

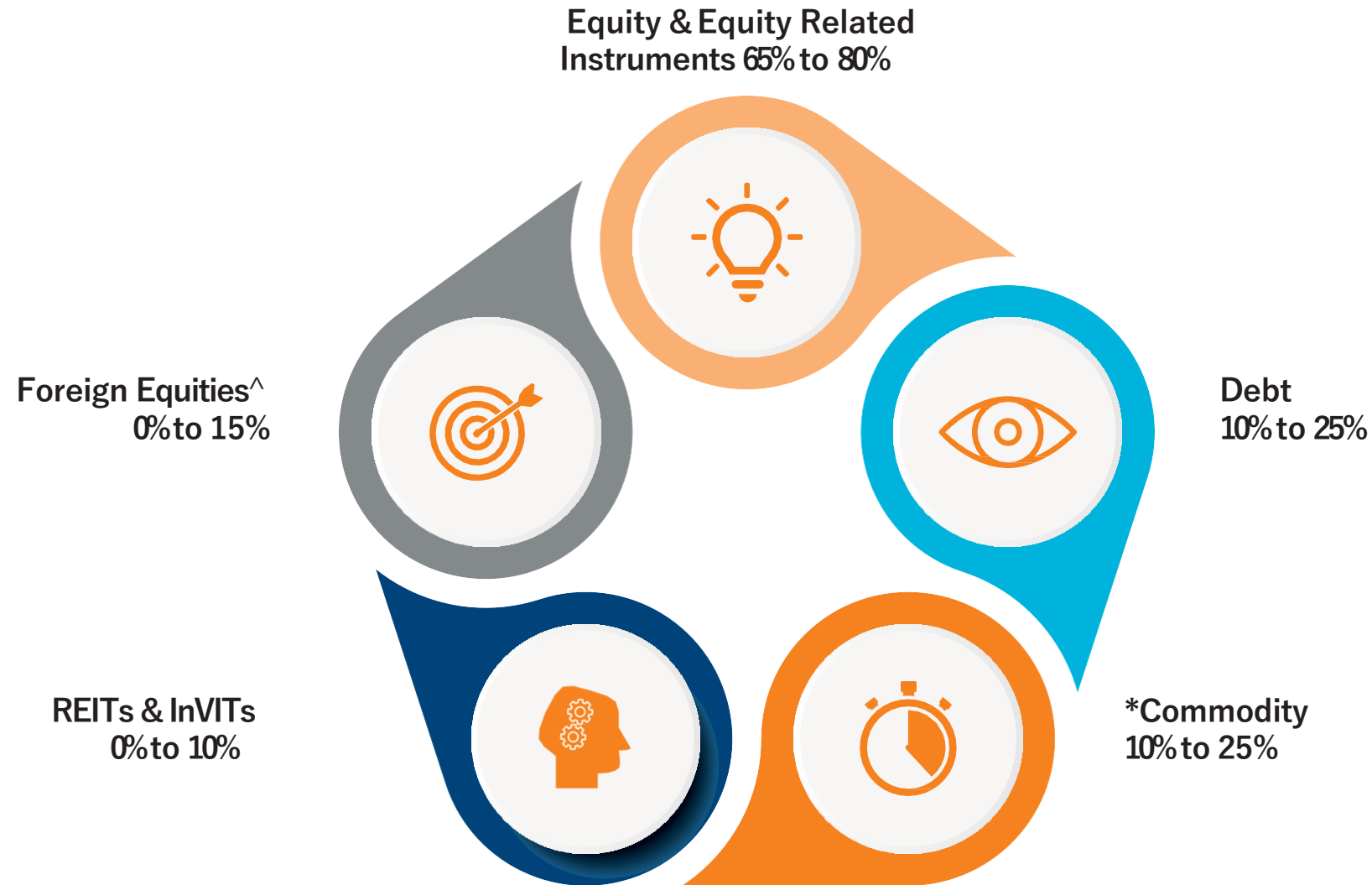
Short Duration Debt Index, G:Gold: Domestic Gold Prices. Returns for more than 1 year are CAGR, less than 1 year are absolute.

These are the indices used for the illustration ; **Past performance may or may not sustain in the future.**

# Presenting Mirae Asset Multi Asset Allocation Fund



# Introducing the Pentacle Combo



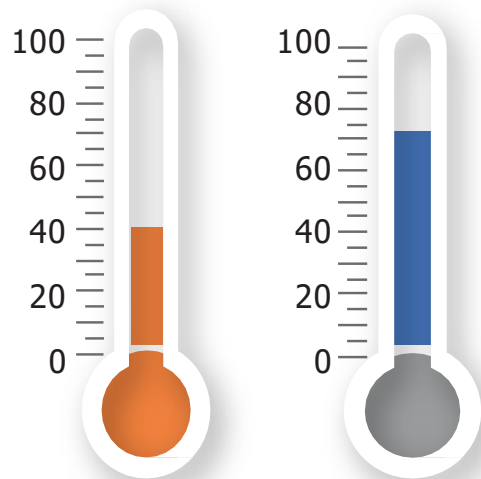
\*Gold ETFs, Silver ETFs, Exchange Traded Commodity Derivatives (ETCDs).-For detailed asset allocation, refer SID.

<sup>^</sup>The scheme may invest in foreign securities including ADR/GDR/Foreign equity and overseas ETFs and overseas debt securities as mentioned in asset allocation

# The Pentacle Framework: Equity

Anchored by In-house Equity Investment Framework of GARP\*

1



Mix of Pure Equity & Arbitrage  
**Indicative Net Equity Levels:**  
40% to 75%

2



Mix of Top Down & Bottom-up  
stock selection

3



Diversified across Sectors  
& Market Capitalization,  
with a Large Cap bias

Source: Internal. Investment framework stated above may change from time to time without any notice and shall be in accordance with the strategy as mentioned in the Scheme Information Document. Pursuant to Clause 2.7 of Part IV of SEBI Master Circular dated June 27, 2024, the universe of "Mid Cap" shall consist of 101st to 250th company, Large Cap shall consist of top 100 companies, Small Cap shall consist of 251st and onwards companies in terms of full market capitalization.; \*GARP: Growth At Reasonable Price

# Framework for determining Net Equity Allocation

## Absolute Valuation Parameter

When PB is high, decrease equity allocation & vice versa.

### Price to Book Value (P/B)

- More suitable to gauge valuation of asset heavy businesses & financials
- Anchors the model & prevents it from swinging to extreme in times of euphoria/distress.



## Relative Valuation Parameter

When the spread is higher i.e. Bond yield > Earnings yield, decrease equity allocation & vice versa

### Bond Yield & Earnings Yield Spread

- Earnings yield is inverse of Price to Earnings
- A higher spread indicates fixed income is more attractive than equity & vice versa.

Relatively Higher Weightage

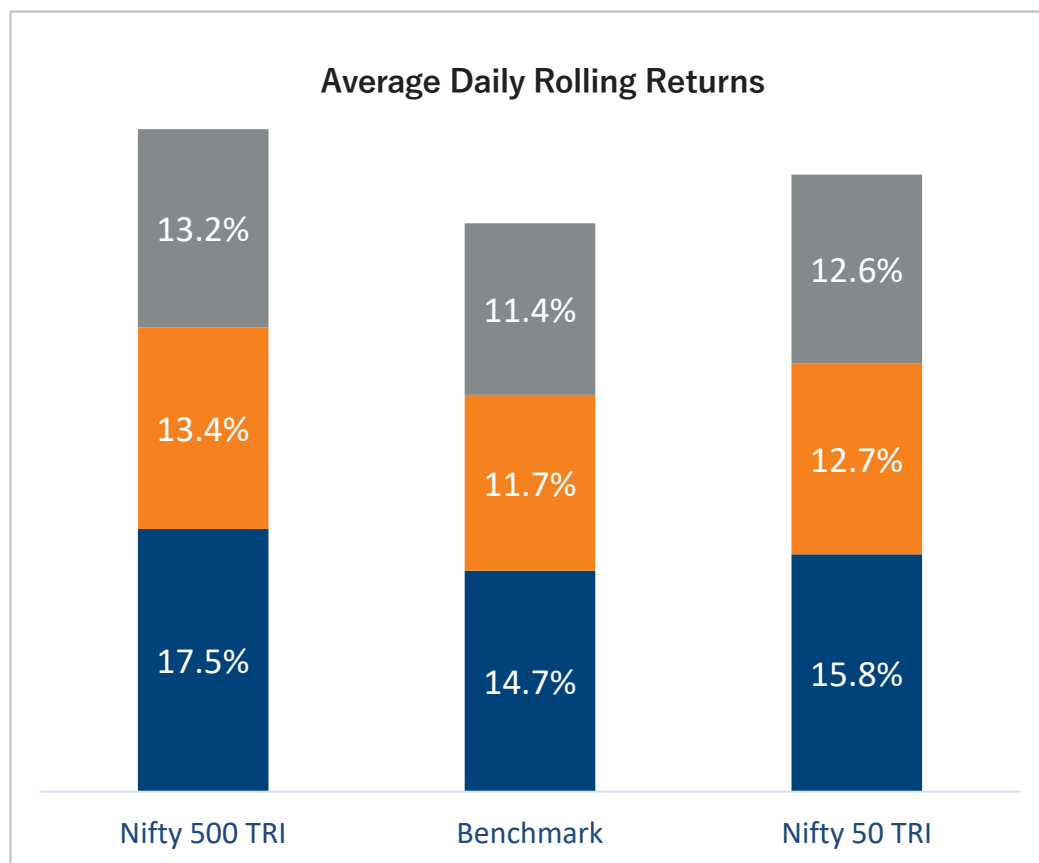
Relatively Lower Weightage

Flexibility to fine tune net equity allocation as suggested by framework within (+/-5%) based on Macro/fundamental factors

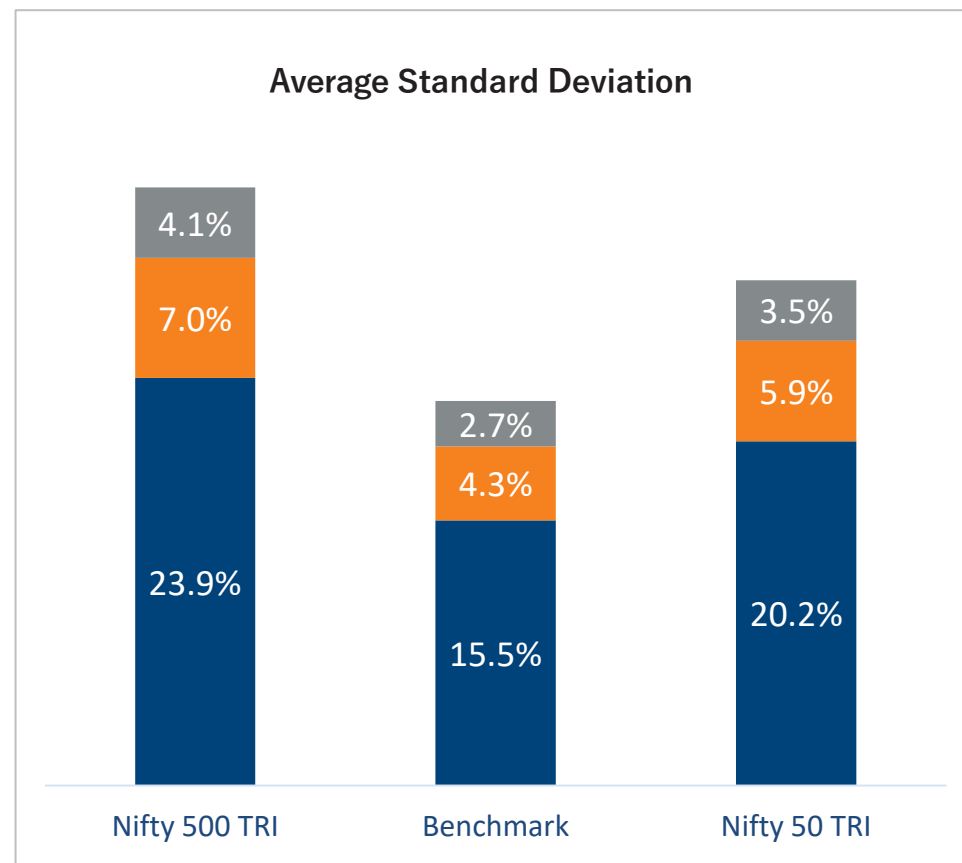
**Net Equity Allocation is proposed to be in the range of 40% to 75%**

The above is the framework proposed to be adopted by the Scheme and is subject to change without any prior notice in accordance with the provisions of the SID & depending on the market conditions..

# Rolling Returns & Standard Deviation



■ 1 Year ■ 3 Year ■ 5 Year



■ 1 Year ■ 3 Year ■ 5 Year

**A Multi Asset approach strives to achieve relatively lower volatility than equity**

Source: Internal Calculation, AceMF, AMFI, Bloomberg. Time period: 15th April 2008 to 31<sup>st</sup> July 2025; **Past performance may or may not sustain in the future**

1. Returns shown above are daily rolling returns since inception (January 31, 2024) in terms of CAGR (%).

2. Rolling returns are calculated on daily frequency for respected time frame.

Benchmark: 65% Nifty 500 (TRI) + 25% Nifty Short Duration Debt Index + 7.5% Domestic Price of Gold + 2.5% Domestic Price of Silver

# Performance in Different Market Periods

## Flat Market

Period (From To)	Benchmark	S&P BSE 200 - TRI	Gold	Nifty Short Duration Debt Index
16 Sep 2009 to 10 Feb 2010	0.40%	-1.92%	5.61%	8.79%
28 Jan 2013 to 20 Feb 2014	1.26%	-0.06%	0.60%	7.60%
01 Apr 2018 to 30 Oct 2018	0.81%	-1.25%	6.02%	4.43%
02 Oct 2022 to 28 Mar 2023	2.11%	-7.36%	39.10%	6.55%

## Markets Falling more than 2% Quarterly

Quarter End	Benchmark	S&P BSE 200 - TRI	Gold	Nifty Short Duration Debt Index
Sep 2008	-2.59%	-4.77%	3.10%	1.95%
Sep 2011	-5.33%	-11.93%	20.06%	2.39%
Jun 2013	-0.83%	1.76%	-12.69%	2.53%
Mar 2018	-2.13%	-4.40%	4.31%	1.72%
Mar 2023	-3.37%	-7.08%	8.35%	1.47%

## Range bound - 2% to 2% Quarterly

Quarter End	Benchmark	S&P BSE 200 - TRI	Gold	Nifty Short Duration Debt Index
Jun 2010	3.79%	1.97%	15.12%	2.10%
Jun 2012	0.71%	-0.20%	5.11%	2.99%
Jun 2019	1.37%	0.29%	7.47%	1.82%
Dec 2021	0.48%	-0.48%	3.65%	0.69%

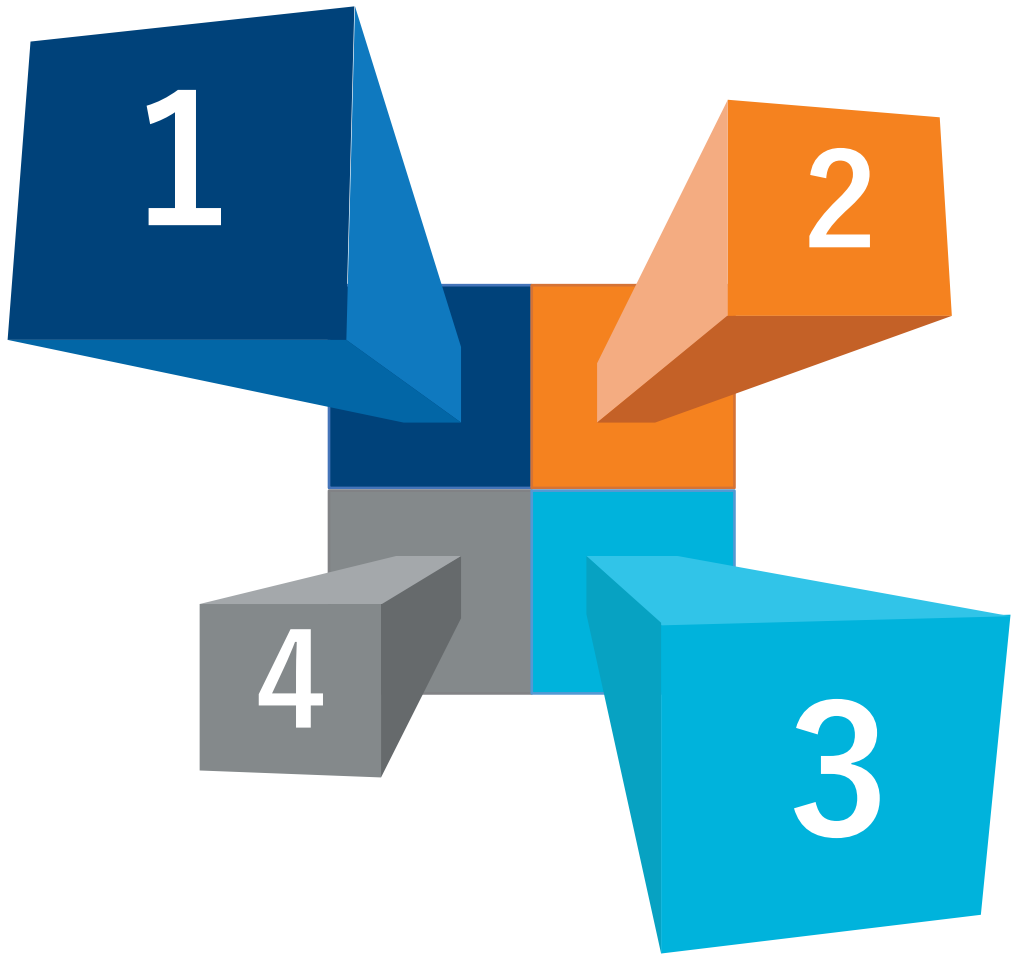
## Markets Rising more than 7% on Monthly basis

Month End	Benchmark	S&P BSE 200 - TRI	Gold	Nifty Short Duration Debt Index
Apr 2009	21.48%	32.41%	2.67%	-0.35%
Dec 2011	9.78%	13.48%	3.76%	0.75%
Mar 2016	5.09%	7.49%	-0.36%	1.10%
Apr 2020	12.16%	18.87%	0.00%	0.51%

Source: Internal Calculation, AceMF, AMFI, Bloomberg. Domestic Gold prices have been considered for the above calculation.; The above is for illustration purpose only. This is not an indication of returns. **Past performance may or may not sustain in the future**

Benchmark: 65% Nifty 500 TRI + 25% Nifty Short Duration Debt Index + 7.5% Domestic Price of Gold + 2.5% Domestic Price of Silver

# The Pentacle Framework: Debt



Allocation across  
Debt instruments



High Liquidity  
Focused



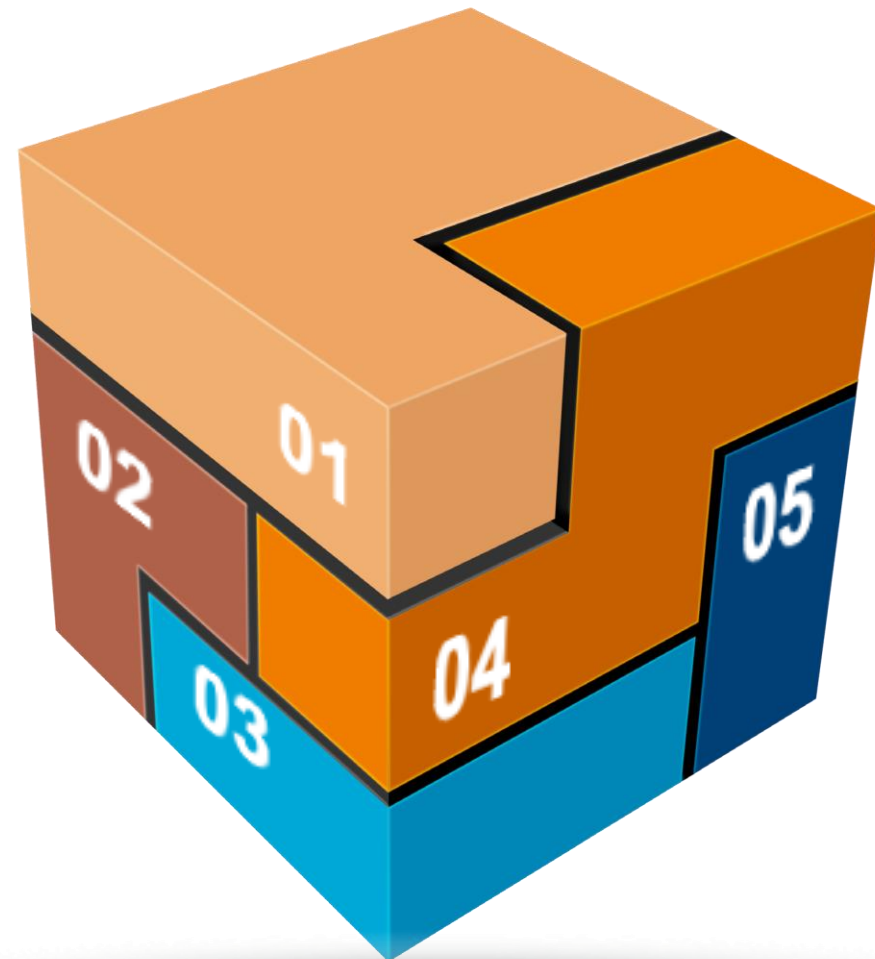
Buy & Hold  
Strategy



Short to Medium  
Duration based on  
directional movement  
of interest rates

Source: Internal. Investment framework stated above may change from time to time without any notice and shall be in accordance with the strategy as mentioned in the Scheme Information Document.

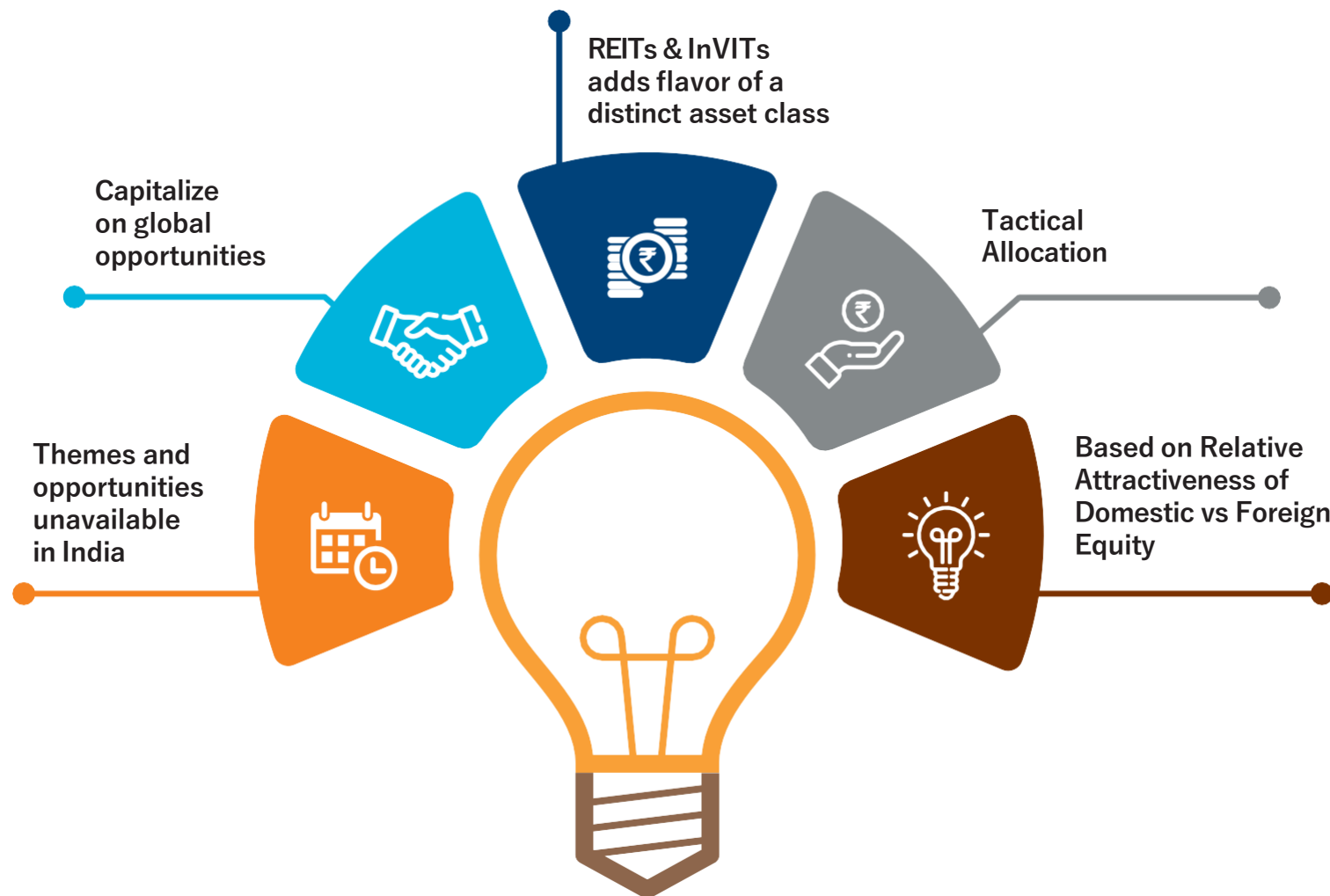
# The Pentacle Framework: Commodities



Source: Internal. Investment framework stated above may change from time to time without any notice and shall be in accordance with the strategy as mentioned in the Scheme Information Document.

Commodity includes Gold ETFs, Silver ETFs, Exchange Traded Commodity Derivatives (ETCDs). For detailed asset allocation, refer SID.

# The Pentacle Framework: REITs /InVITs & Foreign Equity



Note: The scheme may invest in foreign securities including ADR/GDR/Foreign equity and overseas ETFs and overseas debt securities subject to Regulations. The scheme shall invest in overseas fund/securities upto the headroom available and shall remain capped at the amount as at end of day of February 01, 2022, till any further clarification/notification is received from RBI/SEBI in this regard. The investment by the scheme in overseas ETFs will be suspended if industry-wide limit for investment in overseas ETFs is breached in future.

Source: Internal. Investment framework stated above may change from time to time without any notice and shall be in accordance with the strategy as mentioned in the Scheme Information Document.



# Investment Philosophy: The Mirae Asset Way..

## Equity

01



### BUSINESS SELECTION

- **Growth**  
Large Market Opportunity
- **Capital Efficiency**  
Sustainable Competitive Advantage and ROI

02



### MANAGEMENT

- Corporate Governance & **Thought Leadership**

03



### VALUATION

- **"Margin of Safety"**  
(Value > Price)
- **Growth-at-reasonable-price**  
(GARP).

04

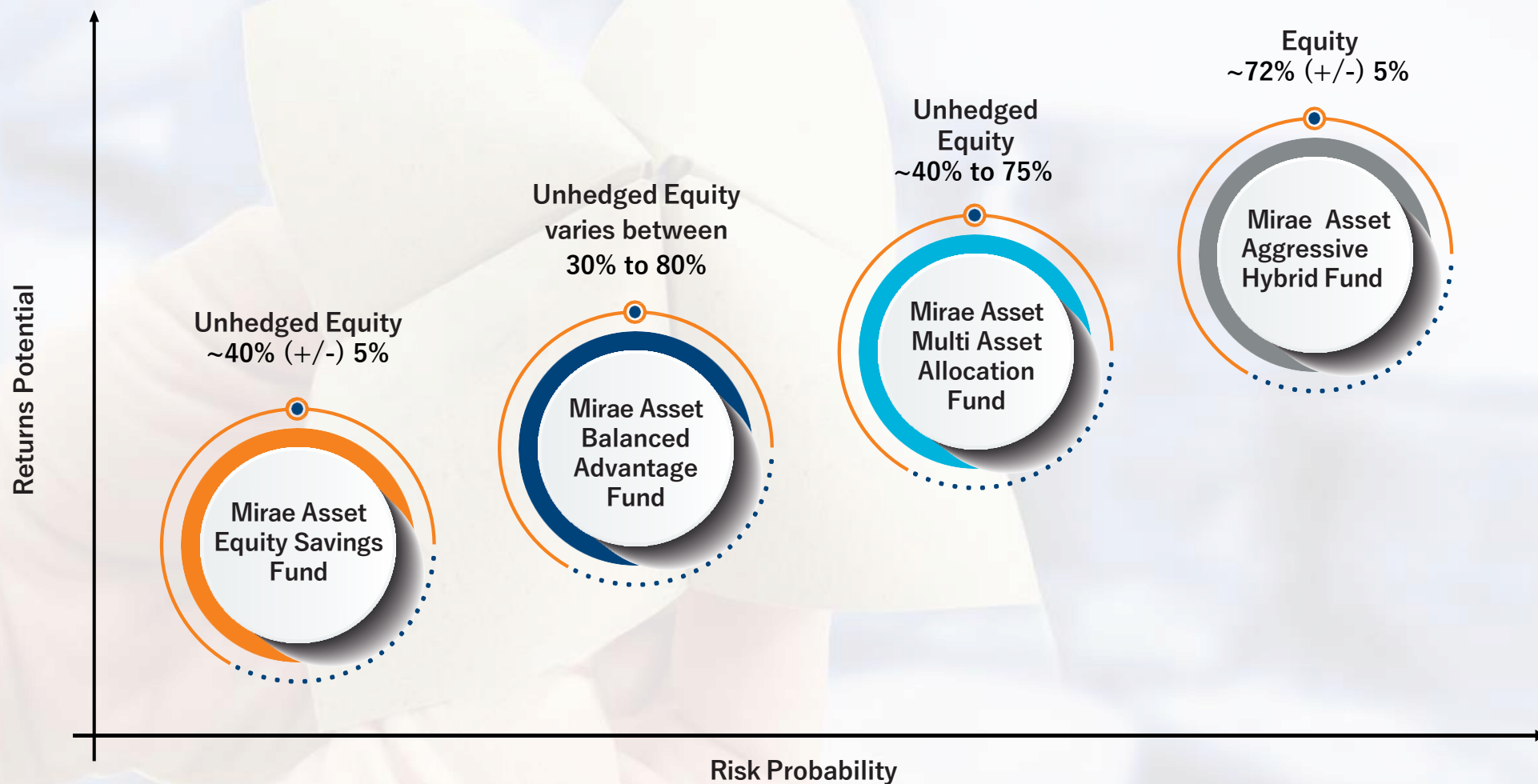


### PORTFOLIO

- Diversified Portfolio
- Cognizance of Benchmark
- Core and Tactical Approach

Source: Internal. Investment philosophy stated above may change from time to time without any notice and shall be in accordance with the strategy as mentioned in the Scheme Information Document

# Proposed Positioning



To know more in detail about above mentioned Funds, please visit <https://www.miraeassetmf.co.in/all-mirae-asset-schemes>.

# Taxation

Individual Asset Class Taxation						
	Equity Oriented fund* (>65% in Equity assets)	Domestic Equity ETF FOF^^ (where >90% is in Domestic Equity ETFs which are traded on a recognised stock exchange as per Explanation1 of Sec 112A )	Commodities FOF^^/Foreign FOF^^ (investing in offshore Schemes)/Foreign FOF (investing in India listed offshore Schemes)/Foreign Equity Index Fund (India Domiciled)	Debt Oriented (> 65% Debt Assets)/FOF investing > 65% in such debt -oriented fund	Commodities ETF Listed on exchange/Foreign Equity ETF (India Domiciled) Listed on Exchange	Mirae Asset Multi Asset Allocation Fund
Short Term Capital Gains	20%^	20%^	Tax Slab#^^	Tax Slab#	Tax Slab#^	20%^
Long Term Capital Gains	<u>12.5%^@</u>	<u>12.5%^@</u>	12.5%^^	Tax Slab#	12.5%^	<u>12.5%^@</u>
Holding Period	1 Year	1 Year	2 Years	NA	1 Years	1 Year

**A Fund that provides dual benefit of No taxation on rebalancing\$ and Equity taxation on redemption**

^ Long term capital gain after 1 year holding period.

^^ Long-term capital gain after 2 year holding period. Surcharge & cess will be over and above the base tax rate as mentioned above.

Exemption limit for Long Term Capital Gains is INR 125, 000 as per Section 112A

@ Long term capital gain applicable for gain in excess of Rs.1.25 lac.

Long Term Capital Gains (LTCG) rate has been increased from 10% to 12.5%

\* "Equity-oriented fund" means a fund set up under a scheme of a mutual fund specified under clause (23D) of section 10 and, —

(i) in a case where the fund invests in the units of another fund which is traded on a recognised stock exchange, —

(A) a minimum of ninety per cent of the total proceeds of such fund is invested in the units of such other fund; and

(B) such other fund also invests a minimum of ninety per cent of its total proceeds in the equity shares of domestic companies listed on a recognised stock exchange; and

(ii) in any other case, a minimum of sixty-five per cent of the total proceeds of such fund is invested in the equity shares of domestic companies listed on a recognised stock exchange

Provided that the percentage of equity shareholding or unit held in respect of the fund, as the case may be, shall be computed with reference to the annual average of the monthly averages of the opening and closing figures

Securities Transaction Tax (STT) rates have been revised, which shall come in force from 01 Oct 2024 Options: 0.1% Futures: 0.02%

# It is assumed that investor is taxed at maximum marginal rate of tax.

\$ There is no tax implication on capital gains arising out of portfolio rebalancing within the Mutual Fund Scheme.

Please consult your tax advisor. MF: Mutual Fund.

Source: Mirae Asset Internal Research, Data as on 30th April, 2025

# M for....

## Investment Experience

- Relatively less polarity in returns.
- May smoothen volatility
- Better investment experience.
- All weather long term investing

## Combination of assets

- Comparatively lower correlation between asset classes
- Has sailed through different market phases.
- Gold & Debt have acted as Hedge against bear market
- Relatively better downside protection

## Internal Framework

- Higher PB based
- Lower bond yield & earnings yield spread
- Net equity levels: 40% to 75%
- View based flexibility to fund manager

## Multi

## Equity

- Net equity levels between 40% to 75%
- Mix of top-down & bottom-up stock selection
- Anchored by GARP
- Large cap biased

## Debt

- Allocation across debt instruments
- High liquidity focused
- Buy & Hold
- May act as an stability provider

## Commodities

- Opportunistic position in permissible commodities
- Gold tilted
- Long term play & potential wealth creation

Snapshot of the presentation.

Commodity includes Gold ETFs, Silver ETFs, Exchange Traded Commodity Derivatives (ETCDs). For detailed asset allocation, refer SID.

## Mirae Asset Mutual Fund Offerings Under Hybrid Category

	Mirae Asset Aggressive Hybrid Fund	Mirae Asset Equity Savings Fund	Mirae Asset Balanced Advantage Fund	Mirae Asset Arbitrage Fund	Mirae Asset Multi Asset Allocation Fund
Net Equity	74.53%	40.50%	52.94%	-	52.61%
Arbitrage	-	26.04%	13.85%	67.80%	14.92%
Commodity ETF	-	-	-	-	12.89%
Debt & Money Market & Others	25.47%	33.46%	33.21%	32.20%	19.58%

# Portfolio Psychographics

# MIRAE ASSET MULTI ASSET ALLOCATION FUND

(An open-ended equity scheme investing in equity, debt & money market instruments, Gold ETFs, Silver ETFs and exchange traded commodity derivatives)

## Investments in Fund

Equity and equity related instruments: 65-80%

Debt securities and money market instruments: 10-25%

Gold ETFs, Silver ETFs, & Exchange Traded Commodity Derivatives (ETCDs):  
10-25%

Units issued by REITs and InvITs: 0-10%




## Investment Framework^

Invest in diversified portfolio of domestic equity, International equity, debt & money market instruments, Gold ETFs, Silver ETFs and exchange traded commodity derivatives.

## Why Mirae Asset Multi Asset Allocation Fund?

Investment across asset class spectrum of equity, debt & money market instruments and Gold ETFs, Silver ETFs and exchange traded commodity derivatives.

Seeks to benefit from low correlation among the asset classes with a view to provide risk-adjusted returns.

<u>Fund Inception</u>	<u>Category</u>	<u>Benchmark</u>
31 <sup>st</sup> Jan 2024	Multi Asset Allocation	65% Nifty 500 (TRI) + 25% Nifty Short Duration Debt Index + 7.5% Domestic Price of Gold + 2.5% Domestic Price of Silver
 <u>Goal</u>	 <u>Investment Horizon</u>	 <u>Risk Profile</u>
Wealth Creation	5+ Years	Very High Risk

## Fund Managers @

### Equity Portion



Mr. Harshad Borawake  
Since Inception

### Debt Portion



Mr. Mahendra Jajoo  
Since : 05 Jun 2025

### Commodity Portion



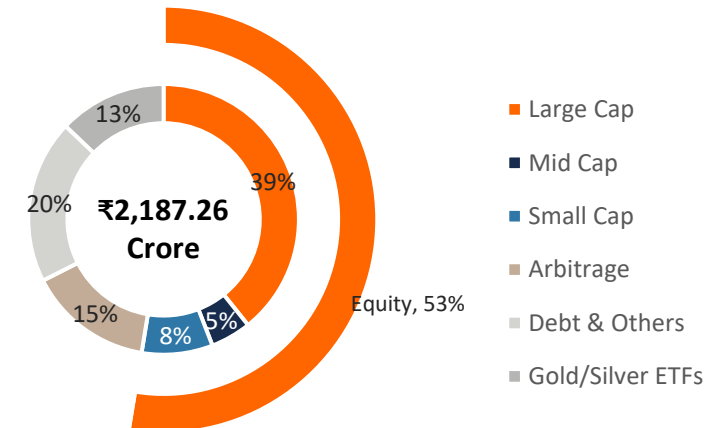
Mr. Ritesh Patel  
31 Jan 2024

### Foreign Equities Portion



Mr. Siddharth Srivastava  
Since Inception

## Asset Allocation and Net AUM of Fund

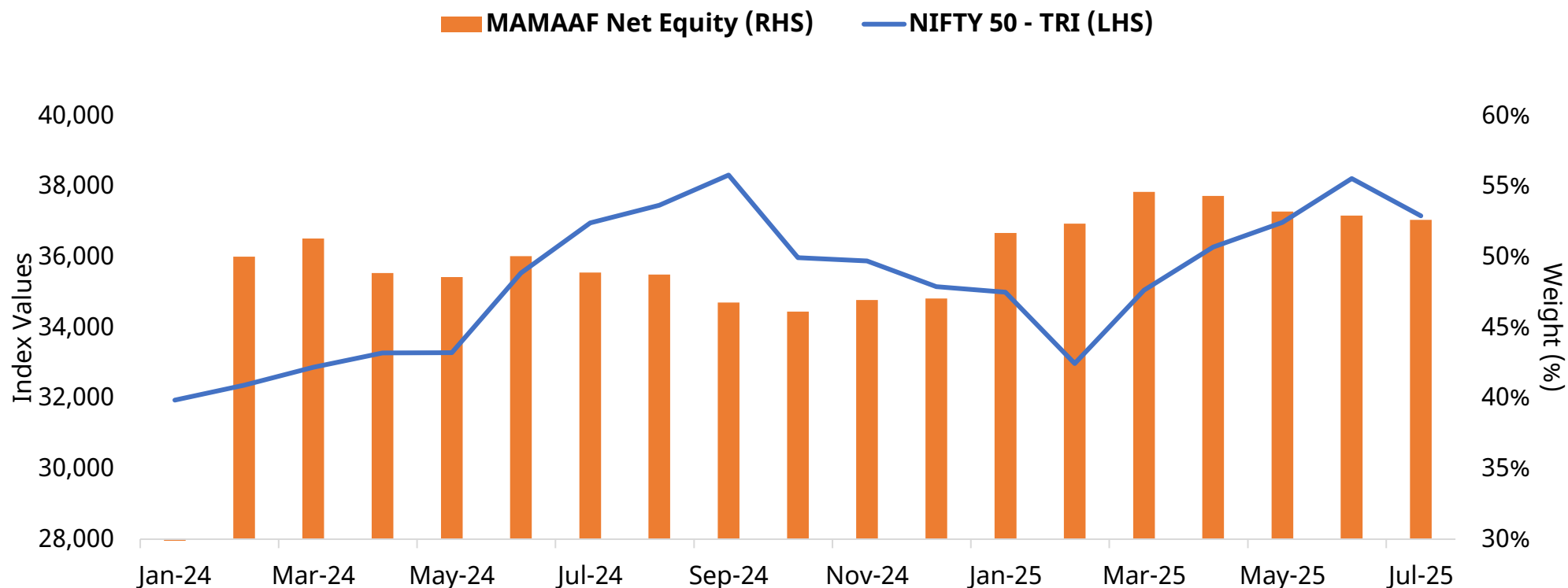


Source: Internal and AceMF, 31<sup>st</sup> July 2025

^The investment Framework stated above may change from time to time without any notice and shall be in accordance with the strategy as mentioned in the Scheme Information Document of the scheme.

Pursuant to Clause 2.7 of Part IV of SEBI Master Circular dated June 27, 2024, the universe of "Large Cap" shall consist of top 100 companies, "Mid Cap" shall consist of 101st to 250th company, "Small Cap" shall consist of 251st and onwards companies in terms of full market capitalization. @Pursuant to notice cum addendum no. 38/2025, Fund Manager of the scheme has been changed with effect from June 05, 2025

# MAMAAF: Net Equity Allocation vs Nifty 50 – TRI

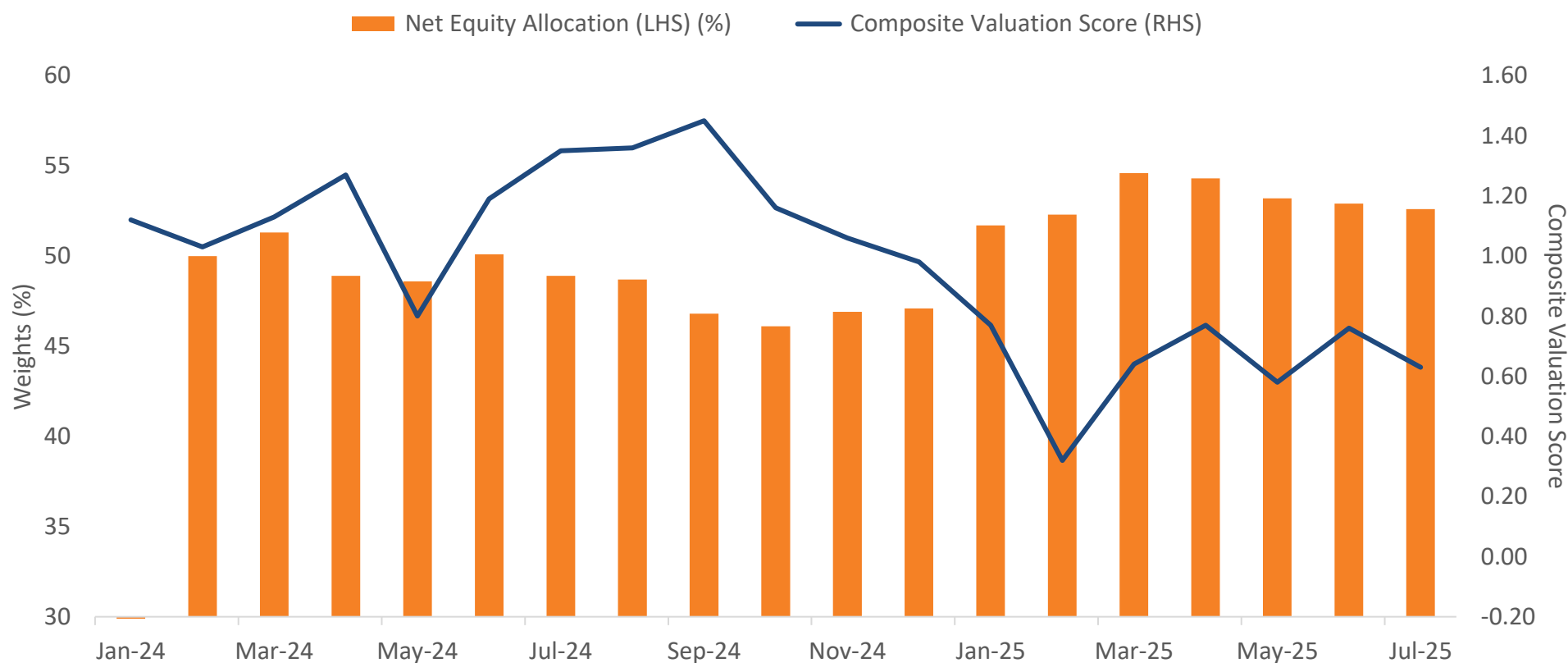


Net equity allocation in line with varying market conditions



# MAMAAF: Net Equity Allocation & Composite Score

Composite Score & Net Equity Allocation Trend



**Net Equity Allocation has been fairly dynamic & largely driven by the underlying framework**

This is the current investment framework which may change in future without prior notice

Source: Internal, AceMF; Above data as on 31<sup>st</sup> July 2025. \*Portfolios may or may not change. For complete portfolio of the scheme please visit <https://www.miraeassetmf.co.in/downloads/portfolio>

# Equity Snapshot

Portfolio Top 10 Holdings	Allocation
HDFC Bank Ltd.	5.6%
ICICI Bank Ltd.	3.1%
State Bank of India	3.0%
Infosys Ltd.	2.2%
Bharti Airtel Ltd.	2.2%
Reliance Industries Ltd.	2.0%
Larsen & Toubro Ltd.	1.8%
ITC Ltd.	1.6%
NTPC Ltd.	1.5%
Mahindra & Mahindra Ltd.	1.5%
Others	43.3%
Equity Holding Total	67.5%

Portfolio Top 10 Sectors	Allocation
Banks	15.7%
IT - Software	5.4%
Automobiles	3.7%
Finance	3.5%
Telecom – Services	3.0%
Pharma & Biotech	3.0%
Construction	2.7%
Petroleum Products	2.5%
Power	2.4%
Retailing	2.4%
Other	23.1%

No. of Stocks	Top 10 Stocks	Top 5 Sectors
104	23.07%	31.30%

The sector(s)/stock(s)/issuer(s) mentioned in this presentation do not constitute any research report/recommendation of the same and the fund may or may not have any future position in these sector(s)/stock(s)/issuer(s) For complete portfolio of the scheme, please visit the website <https://www.miraeassetmf.co.in/downloads/portfolio>  
Source: Internal, Data as on 31<sup>st</sup> July 2025

# Mirae Asset Multi Asset Allocation Fund– Lumpsum Report Card

Period	Returns(%)	
	Scheme: Mirae Asset Multi Asset Allocation Fund	Scheme Benchmark*
1 Year	8.59	4.81
Since Inception	13.65	13.16
Value of Rs. 10,000 invested (in Rs.) Since Inception	12,113	12,036
NAV in Rs. (as on 31 <sup>st</sup> July 2025)	12.113	
Index Value (as on 31 <sup>st</sup> July 2025)	Index Value (65% Nifty 500 TRI + 25% Nifty Short Duration Debt Index + 7.5% Domestic Price of Gold + 2.5% Domestic Price of Silver) is 120.36	
Date of allotment	31st January, 2024	

## Past Performance may or may not be sustained in future.

Source: AceMF, Data as on 31<sup>st</sup> July 2025; \*65% Nifty 500 TRI + 25% Nifty Short Duration Debt Index + 7.5% Domestic Price of Gold + 2.5% Domestic Price of Silver. Please visit the website for more details <https://www.miraeassetmf.co.in/downloads/statutory-disclosure/addendum>. Different Plans under the scheme has different expense structure. The reference and details provided here in are of Regular Plan - Growth Option. For computation of since inception returns (%) the allotment NAV has been taken as Rs. 10.00.

Fund manager: **Mr. Harshad Borawake** (Equity Portion), **Mr. Siddharth Srivastava** (Dedicated Fund Manager for Overseas Investments), **Mr. Ritesh Patel** (Dedicated Fund Manager for Commodity Investments) managing the scheme since January 31, 2024 & **Mr. Mahendra Kumar Jajoo** (Debt Portion) managing the scheme since June 05, 2025.

Note: Returns (%) for less than 1 year calculated on simple annualized basis, others are CAGR- Compounded Annualized Growth returns.

Latest available NAV has been taken for return calculation wherever applicable

@ Pursuant to notice cum addendum no. 38/2025, Fund Manager of the scheme has been changed with effect from June 05, 2025.

## Mirae Asset Multi Asset Allocation Fund– SIP Report Card

Period	1 Year	Since Inception
Total Amount Invested	1,20,000	1,80,000
Mkt Value as on 31 July 2025	1,27,648	1,97,441
Fund Return^ (%)	12.10	12.29
Benchmark Return* (%)	9.11	10.28

**Past Performance may or may not be sustained in future.**

Note: For computation of since inception returns (%) the allotment NAV has been taken as ₹10.00.

Note:1. Different Plans under the scheme has different expense structure. The reference and details provided here in are of Regular Plan - Growth Option & The SIP returns are calculated by XIRR approach assuming investment of 10,000/- on the 1st working day of every month.

Please visit the website for more details <https://www.miraeassetmf.co.in/downloads/statutory-disclosure/addendum>

The performance of other funds managed by the same fund manager is given in the respective page of the schemes and on page No. 27;

Data as on 31<sup>st</sup> July 2025

## Performance of other funds managed by the same fund manager (Lumpsum returns)

Scheme	Inception Date	NAV / Index Value ( In ₹)	Fund Manager	Returns (%)			Since Inception	Value of Rs. 10,000 Since Inception
				1 Year	3 Year	5 Year		
Mirae Asset Aggressive Hybrid Fund	29th Jul, 2015	32.1340	Mr. Vrijesh Kasera Mr. Harshad Borawake -(Equity Portion) Mr. Mahendra Jajoo -(Debt Portion)	2.31	13.92	16.42	12.36	32,134
CRISIL Hybrid 35+65 - Aggressive Index		20,646.12		2.07	13.46	15.67	12.00	31,115
BSE Sensex (TRI)		1,26,977.62		0.54	13.52	18.05	12.77	33,323
Mirae Asset Balanced Advantage Fund	11 Aug 2022	14.0080	Mr. Harshad Borawake Mr. Mahendra Jajoo	4.15	-	-	12.22	14,088
Nifty 50 Hybrid Composite Debt 50:50 Index		16,176.44		4.68	-	-	10.79	13,562
Nifty 50 Index (TRI)		37,158.88		0.54	-	-	13.32	14,503
Mirae Asset Equity Savings Fund	17th Dec, 2018	20.2590	Mr. Vrijesh Kasera, Mr. Harshad Borawake, Ms. Bharti Sawant & Mr. Mahendra Jajoo	5.97	11.32	12.64	11.25	20,259
Nifty Equity Savings Index		6,278.27		5.53	10.08	10.70	9.72	18,484
CRISIL 10 Year Gilt Index		5,159.49		9.88	8.70	5.33	6.86	15,521
Mirae Asset Nifty SDL June 2028 Index Fund	31st Mar, 2023	12.070	Mr. Mahendra Jajoo	9.30	-	-	8.38	12,070
Nifty SDL June 2028 Index*		1,233.49		9.68	-	-	8.93	12,212
CRISIL 10 Year Gilt Index**		5,159.49		9.88	-	-	9.22	12,288
Mirae Asset Banking and Financial Services Fund	11-Dec-2020	20.5450	Mr. Harshad Borawake	9.56	18.34	-	16.79	20,545
Nifty Financial Services Index (TRI) *		33,721.75		14.95	16.23	-	15.02	19,141
BSE Sensex (TRI) **		1,26,977.62		0.54	13.52	-	14.38	18,650

**Past Performance may or may not be sustained in future.** Source: AceMF, Data as on 31<sup>st</sup> July 2025;

Note:1. Different Plans under the scheme has different expense structure. The reference and details provided herein are of Regular Plan - Growth Option.; For computation of since inception returns (%) the allotment NAV has been taken as Rs. 10.00 for the Schemes The calculations of returns shall assume reinvestment of all payouts at the then prevailing NAV. CAGR - Compounded Annualized Growth returns. NAV (per unit) is at the end of the period. In case, the start / end date of the concerned period is a non-business date (NBD), the NAV of the previous date is considered for computation of returns.

\*\*Additional benchmark: BSE Sensex (TRI). Please visit the website for more details <https://www.miraeassetmf.co.in/downloads/statutory-disclosure/addendum>, \*Benchmark

## Performance of other funds managed by the same fund manager (Lumpsum returns)

Scheme	Inception Date	NAV in Rs. / Index Value ( In Rs )	Fund Manager	Returns (%)				Value of Rs. 10,000 since Inception
				1 Year	3 Year	5 Year	Since Inception	
Mirae Asset NYSE FANG + ETF	6th May 2021	131.1996	Mr. Siddharth Srivastava	41.89	44.42	-	26.41	26,997
NYSE FANG + Index (TRI) (INR)		18,456.65		42.99	45.56	-	27.15	27,678
BSE Sensex (TRI)		1,26,977.62		0.54	13.52	-	14.16	17,527
Mirae Asset S&P 500 TOP 50 ETF	20th September 2021	52.8684	Mr. Siddharth Srivastava	23.71	23.65	-	18.55	19,297
S&P 500 Top 50 (TRI) (INR)		10,693.51		24.86	24.94	-	19.72	20,045
BSE Sensex (TRI)		1,26,977.62		0.54	13.52	-	10.24	14,571
Mirae Asset Hang Seng TECH ETF	6th December 2021	20.3981	Mr. Siddharth Srivastava	61.88	11.85	-	2.78	11,052
Hang Seng TECH Index (TRI) (INR)		7,012.19		63.11	12.64	-	3.52	11,345
BSE Sensex (TRI)		1,26,977.62		0.54	13.52	-	11.74	14,998
Mirae Asset Global X Artificial Intelligence & Technology ETF Fund of Fund	7th September 2022	22.8560	Mr. Siddharth Srivastava	32.74	-	-	33.00	22,856
Indxx Artificial Intelligence & Big Data Index (TRI) (INR)		7,441.88		34.34	-	-	34.60	23,660
Nifty 50 Index (TRI)		37,158.88		0.54	-	-	13.73	14,520
Mirae Asset Global Electric & Autonomous Vehicles Equity Passive FOF	7th September 2022	10.3400	Mr. Siddharth Srivastava	11.36	-	-	1.16	10,340
Solactive Autonomous & Electric Vehicles Index (TRI) (INR)		1,913.95		9.93	-	-	6.71	12,070
Nifty 50 Index (TRI)		37,158.88		0.54	-	-	13.73	14,520

**Past Performance may or may not be sustained in future.** Source: AceMF, Data as on 31<sup>st</sup> July 2025;

Note:1. Different Plans under the scheme has different expense structure. The reference and details provided herein are of Regular Plan - Growth Option.; For computation of since inception returns (%) the allotment NAV has been taken as Rs. 10.00 for the Schemes The calculations of returns shall assume reinvestment of all payouts at the then prevailing NAV. CAGR - Compounded Annualized Growth returns. NAV (per unit) is at the end of the period. In case, the start / end date of the concerned period is a non-business date (NBD), the NAV of the previous date is considered for computation of returns.

\*\*Additional benchmark: BSE Sensex (TRI). Please visit the website for more details <https://www.miraeassetmf.co.in/downloads/statutory-disclosure/addendum>, \*Benchmark

## Performance of other funds managed by the same fund manager (Lumpsum returns)

Scheme	Inception Date	NAV in Rs. / Index Value ( In Rs )	Fund Manager	Returns (%)				Value of Rs. 10,000 since Inception
				1 Year	3 Year	5 Year	Since Inception	
Mirae Asset Nifty 50 ETF	20th November 2018	266.4502	Ms. Ekta Gala Mr. Ritesh Patel	0.49	14.22	18.81	14.66	25,004
Nifty 50 Index (TRI)		37,158.88		0.54	14.29	18.88	14.79	25,186
Mirae Asset Nifty Next 50 ETF	24th January 2020	686.1068	Ms. Ekta Gala Mr. Ritesh Patel	-9.62	18.41	20.52	16.77	23,534
Nifty Next 50 Index (TRI)		96,101.33		-9.53	18.70	21.03	17.27	24,097
BSE Sensex (TRI)		1,26,977.62		0.54	13.52	18.05	14.29	20,903
Mirae Asset Nifty Financial Services ETF	30th July 2021	27.4822	Ms. Ekta Gala Mr. Ritesh Patel	14.81	16.10	-	13.64	16,687
Nifty Financial Services Total Return Index (TRI)		33,721.75		14.95	16.23	-	13.79	16,777
BSE Sensex (TRI)		1,26,977.62		0.54	13.52	-	12.83	16,218
Mirae Asset Nifty Midcap 150 ETF	9th March 2022	21.7079	Ms. Ekta Gala Mr. Ritesh Patel	-1.83	24.57	-	24.05	20,795
Nifty Midcap 150 Index (TRI)		27,109.61		-1.74	24.71	-	24.27	20,922
Nifty 50 Index (TRI)		1,26,977.62		0.54	13.52	-	13.87	15,545
Mirae Asset Gold ETF	20th February 2023	96.1184	Mr. Ritesh Patel Mr. Akshay Udeshi	40.33	-	-	24.26	17,003
Domestic Price of Physical Gold		98,06,800		42.02	-	-	25.43	17,398
Mirae Asset Silver ETF	9th June 2023	108.1664	Mr. Ritesh Patel Mr. Akshay Udeshi	31.32	-	-	19.36	14,618
Domestic Price of Physical Silver		1,10,005		32.81	-	-	20.68	14,967

**Past Performance may or may not be sustained in future.** Source: AceMF, Data as on 31<sup>st</sup> July 2025;

Note:1. Different Plans under the scheme has different expense structure. The reference and details provided herein are of Regular Plan - Growth Option.; For computation of since inception returns (%) the allotment NAV has been taken as Rs. 10.00 for the Schemes The calculations of returns shall assume reinvestment of all payouts at the then prevailing NAV. CAGR - Compounded Annualized Growth returns. NAV (per unit) is at the end of the period. In case, the start / end date of the concerned period is a non-business date (NBD), the NAV of the previous date is considered for computation of returns.

\*\*Additional benchmark: BSE Sensex (TRI). Please visit the website for more details <https://www.miraeassetmf.co.in/downloads/statutory-disclosure/addendum>, \*Benchmark

## Performance of other funds managed by the same fund manager (Lumpsum returns)

Scheme	Inception Date	NAV in Rs. / Index Value ( In Rs )	Fund Manager	Returns (%)				Value of Rs. 10,000 since Inception
				1 Year	3 Year	5 Year	Since Inception	
Mirae Asset Nifty Bank ETF	20th July 2023	566.9816	Ms. Ekta Gala Mr. Ritesh Patel	9.30	-	-	10.61	12,276
Nifty Bank Index (TRI)		77,870.81		9.42	-	-	10.82	12,323
Nifty 50 TRI		37,158.88		0.54	-	-	12.53	12,712
Mirae Asset Nifty IT ETF	20th October 2023	36.6710	Ms. Ekta Gala Mr. Ritesh Patel	-11.74	-	-	8.97	11,653
Nifty IT (TRI)		49,912.72		-11.63	-	-	9.15	11,688
BSE Sensex (TRI)		1,26,977.62		0.54	-	-	14.34	12,696
Mirae Asset BSE Sensex ETF	29th September 2023	82.9161	Ms. Ekta Gala Mr. Ritesh Patel	0.49	-	-	13.38	12,596
SE Sensex (TRI)		1,26,977.62		0.54	-	-	13.48	12,617

Scheme	Inception Date	NAV in Rs. / Index Value ( In Rs )	Fund Manager	Returns (%)					Value of Rs. 10,000 since Inception
				6 Months	1 Year	3 Year	5 Year	Since Inception	
Mirae Asset Nifty500 Multicap 50:25:25 ETF	30th August, 2024	16.0782	Ms. Ekta Gala Mr. Ritesh Patel	15.20	-	-	-	-3.40	9,687
Nifty500 Multicap 50:25:25 (TRI)		20,842.54		15.46	-	-	-	-3.09	9,716
Mirae Asset Nifty LargeMidcap 250 Index Fund	24th October, 2024	10.1245	Ms. Ekta Gala Mr. Ritesh Patel	13.72	-	-	-	1.63	10,125
Nifty LargeMidcap 250 (TRI)		20,825.82		15.08	-	-	-	2.71	10,207
Mirae Asset Nifty 50 Index Fund	24th October, 2024	10.1846	Ms. Ekta Gala Mr. Ritesh Patel	11.81	-	-	-	2.41	10,185
Nifty 50 (TRI)		37,158.88		12.84	-	-	-	3.36	10,257
Mirae Asset Nifty Total Market Index Fund	28th October, 2024	10.1314	Ms. Ekta Gala Mr. Ritesh Patel	13.01	-	-	-	1.74	10,131
Nifty Total Market (TRI)		16,881.24		14.17	-	-	-	2.61	10,196

**Past Performance may or may not be sustained in future.** Source: AceMF, Data as on 31<sup>st</sup> July 2025;

Note:1. Different Plans under the scheme has different expense structure. The reference and details provided herein are of Regular Plan - Growth Option.; For computation of since inception returns (%) the allotment NAV has been taken as Rs. 10.00 for the Schemes The calculations of returns shall assume reinvestment of all payouts at the then prevailing NAV. CAGR - Compounded Annualized Growth returns. NAV (per unit) is at the end of the period. In case, the start / end date of the concerned period is a non-business date (NBD), the NAV of the previous date is considered for computation of returns.

Mirae Asset Income plus Arbitrage Active FOF is managed by Mr. Mahendra Jajoo since July 4, 2025. Pursuant to clause 13.2.2 of SEBI master circular dated June 27, 2024, the scheme is in existence for less than 6 months therefore performance of the scheme is not shown.

\*\*Additional benchmark: BSE Sensex (TRI). Please visit the website for more details <https://www.miraeassetmf.co.in/downloads/statutory-disclosure/addendum>, \*Benchmark



# Product Label & Riskometers

## Mirae Asset Balanced Advantage Fund

(An open ended dynamic asset allocation fund)

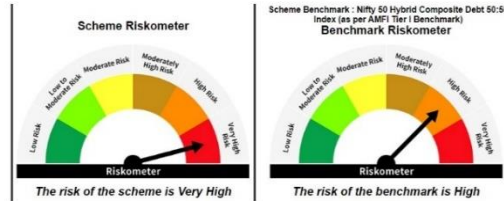
### PRODUCT LABELLING

**Mirae Asset Balanced Advantage Fund**

This product is suitable for investors who are seeking\*

- To generate long-term capital appreciation/income
- Investment in equity, equity related securities & debt, money market instruments while managing risk through active allocation

\*Investors should consult their financial advisors if they are not clear about the suitability of the product.



## Mirae Asset Aggressive Hybrid Fund

(Aggressive Hybrid Fund - An open ended hybrid scheme Investing predominantly in equity and equity related instruments)

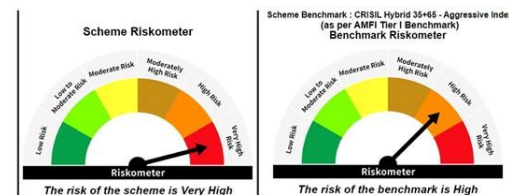
### PRODUCT LABELLING

**Mirae Asset Aggressive Hybrid Fund**

This product is suitable for investors who are seeking\*

- Capital appreciation along with current income over long term
- Aggressive hybrid fund investing predominantly in equities & equity related instruments with balance exposure to debt & money market instruments

\*Investors should consult their financial advisors if they are not clear about the suitability of the product.



## Mirae Asset Equity Savings Fund

(An open ended scheme investing in equity, arbitrage and debt)

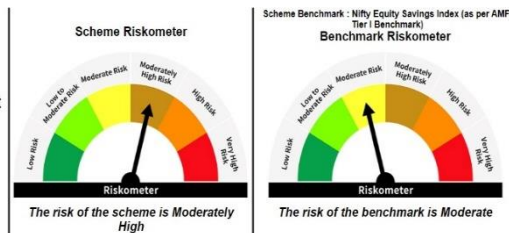
### PRODUCT LABELLING

**Mirae Asset Equity Savings Fund**

This product is suitable for investors who are seeking\*

- Capital appreciation and income distribution
- Investment in equity and equity related instruments, arbitrage opportunities and debt & money market instruments

\*Investors should consult their financial advisors if they are not clear about the suitability of the product.



## Mirae Asset Nifty SDL June 2028 Index Fund

(An open-ended target maturity Index Fund investing in the constituents of Nifty SDL June 2028 Index. A scheme with relatively high interest rate risk and relatively low credit risk)

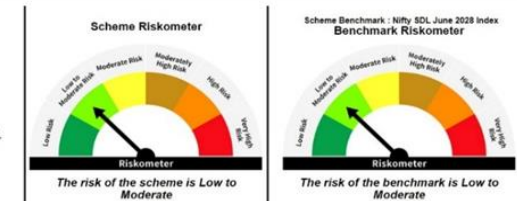
### PRODUCT LABELLING

**Mirae Asset Nifty SDL June 2028 Index Fund**

This product is suitable for investors who are seeking\*

- Income over long term
- Investment in securities in line with Nifty SDL June 2028 Index to generate comparable returns subject to tracking errors

\*Investors should consult their financial advisors if they are not clear about the suitability of the product.



## Mirae Asset Nifty SDL June 2028 Index Fund (PRC)

Potential Risk Class Matrix (PRC)			
Credit Risk → Interest Rate Risk ↓	Relatively Low (Class A)	Moderate (Class B)	Relatively High (Class C)
Relatively Low (Class I)			
Moderate (Class II)			
Relatively High (Class III)	A-III		

## Mirae Asset Multi Asset Allocation Fund

(An open-ended scheme investing in equity, debt & money market instruments, Gold ETFs, Silver ETFs and exchange traded commodity derivatives)

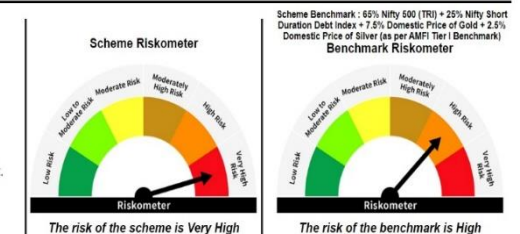
### PRODUCT LABELLING

**Mirae Asset Multi Asset Allocation Fund**

This product is suitable for investors who are seeking\*

- To generate long term capital appreciation/income
- Investments in equity, debt & money market instruments, commodity ETFs and exchange traded commodity derivatives.

\*Investors should consult their financial advisors if they are not clear about the suitability of the product.



# Product Label & Riskometers

## Mirae Asset NYSE FANG+ETF

(NSE Symbol: MAFANG BSE Scrip Code: 543291)

(An Open-ended scheme replicating/tracking NYSE FANG + Total return Index)

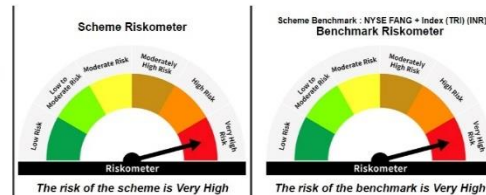
### PRODUCT LABELLING

#### Mirae Asset NYSE FANG + ETF

This product is suitable for investors who are seeking\*

- Returns that are commensurate with the performance of NYSE FANG + Total Return Index, subject to tracking error and foreign exchange movement
- Investments in equity securities covered by NYSE FANG + Total Return Index

\*Investors should consult their financial advisors if they are not clear about the suitability of the product.



## Mirae Asset Nifty Financial Services ETF

(NSE Symbol: BFSI BSE Scrip Code: 543323)

(An open-ended scheme replicating/tracking Nifty Financial Services Total Return Index)

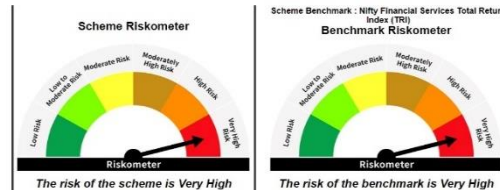
### PRODUCT LABELLING

#### Mirae Asset Nifty Financial Services ETF

This product is suitable for investors who are seeking\*

- Return that are commensurate with the performance of Nifty Financial Service Total Return index, subject to tracking error over long term
- Investments in equity securities covered by Nifty Financial Services Total Return Index

\*Investors should consult their financial advisors if they are not clear about the suitability of the product.



## Mirae Asset S&P 500 Top 50 ETF

(NSE Symbol: MASPTOP50 BSE Scrip Code: 543365)

(Fund of Fund - An open-ended scheme replicating/tracking S&P 500 Top 50 Total Return Index)

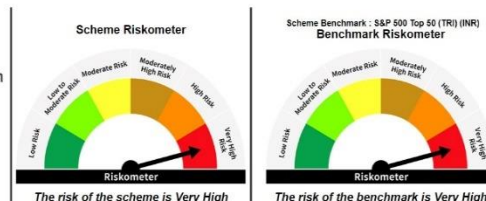
### PRODUCT LABELLING

#### Mirae Asset S&P 500 Top 50 ETF

This product is suitable for investors who are seeking\*

- Returns that are commensurate with the performance of S&P 500 Top 50 Total Return Index, subject to tracking error and foreign exchange movement.
- Investments in equity securities covered by S&P 500 Top 50 Total Return Index

\*Investors should consult their financial advisors if they are not clear about the suitability of the product.



## Mirae Asset NIFTY 50 ETF

(NSE Symbol: NIFTYETF BSE Scrip Code: 542131)

(Exchange Traded Fund (ETF) - An open ended scheme replicating/tracking Nifty 50 Index)

### PRODUCT LABELLING

#### Mirae Asset NIFTY 50 ETF

This product is suitable for investors who are seeking\*

- Returns that are commensurate with the performance of the Nifty 50 Index, subject to tracking errors over long term
- Investment in equity securities covered by the Nifty 50 Index

\*Investors should consult their financial advisors if they are not clear about the suitability of the product.



## Mirae Asset Hang Seng TECH ETF

(NSE Symbol: MAHKTECH BSE Scrip Code: 543414)

(An open ended scheme replicating/tracking Hang Seng TECH Total Return Index)

### PRODUCT LABELLING

#### Mirae Asset Hang Seng TECH ETF

This product is suitable for investors who are seeking\*

- Returns that are commensurate with the performance of Hang Seng TECH Total Return Index, subject to tracking error and foreign exchange movement
- Investments in equity securities covered by Hang Seng TECH Total Return Index

\*Investors should consult their financial advisors if they are not clear about the suitability of the product.



## Mirae Asset Nifty Midcap 150 ETF

(NSE Symbol: MIDCAPETF BSE Scrip Code: 543481)

(An open-ended scheme replicating/tracking Nifty Midcap 150 Total Return Index)

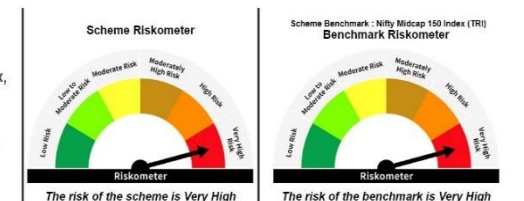
### PRODUCT LABELLING

#### Mirae Asset Nifty Midcap 150 ETF

This product is suitable for investors who are seeking\*

- Returns that are commensurate with the performance of the Nifty Midcap 150 Index, subject to tracking errors over the long-term
- Investment in equity securities covered by the Nifty Midcap 150 Index

\*Investors should consult their financial advisors if they are not clear about the suitability of the product.





# Product Label & Riskometers

## Mirae Asset Global X Artificial Intelligence & Technology ETF Fund of Fund

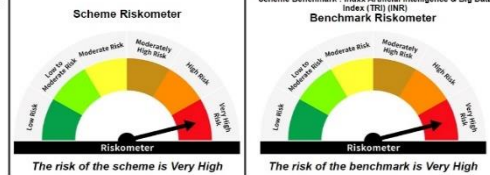
(An open ended fund of fund scheme investing in units of Global X Artificial Intelligence & Technology ETF)

### PRODUCT LABELLING

Mirae Asset Global X Artificial Intelligence & Technology ETF Fund of Fund  
This product is suitable for investors who are seeking\*

- To generate long-term capital appreciation/income
- Investments in Global X Artificial Intelligence & Technology ETF

\*Investors should consult their financial advisors if they are not clear about the suitability of the product.



## Mirae Asset Global Electric & Autonomous Vehicles ETFs Fund of Fund

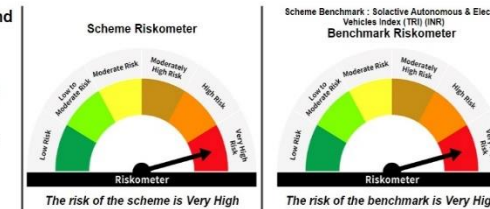
(An open-ended fund of fund scheme investing in overseas equity Exchange Traded Funds which are based on companies involved in development of Electric & Autonomous Vehicles and related technology, components and

### PRODUCT LABELLING

Mirae Asset Global Electric & Autonomous Vehicles ETFs Fund of Fund  
This product is suitable for investors who are seeking\*

- To generate long-term capital appreciation/income
- Investments in units of equity ETFs which are based on companies involved in development of Electric & Autonomous Vehicles and related technology, components and materials

\*Investors should consult their financial advisors if they are not clear about the suitability of the product.



## Mirae Asset Nifty Bank ETF

(An open-ended scheme replicating/tracking Nifty Bank Total Return Index)

NSE Symbol: BANKETF BSE Scrip Code: 543944

### PRODUCT LABELLING

Mirae Asset Nifty Bank ETF

This product is suitable for investors who are seeking\*

- Returns that commensurate with performance of Nifty Bank Total Return Index, subject to tracking error over long term
- Investments in equity securities covered by Nifty Bank Total Return Index

\*Investors should consult their financial advisors if they are not clear about the suitability of the product.



## Mirae Asset Gold ETF

(An open-ended scheme replicating/tracking Domestic Price of Gold)

NSE Symbol: GOLDETF BSE Scrip Code: 543781

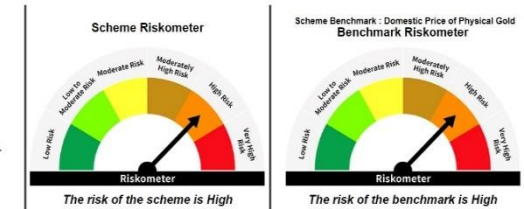
### PRODUCT LABELLING

Mirae Asset Gold ETF

This product is suitable for investors who are seeking\*

- Returns in-line with physical gold over medium to long-term, subject to tracking errors
- Investments in physical gold of 99.5% purity (fineness)

\*Investors should consult their financial advisors if they are not clear about the suitability of the product.



## Mirae Asset Silver ETF

(An open-ended scheme replicating/tracking Domestic Price of Silver)

NSE Symbol: SILVRETF BSE Scrip Code: 543922

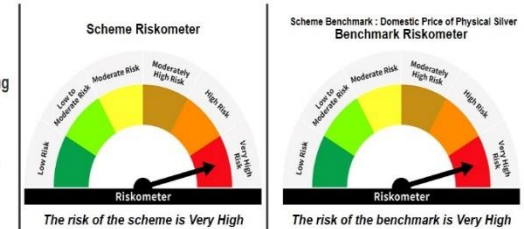
### PRODUCT LABELLING

Mirae Asset Silver ETF

This product is suitable for investors who are seeking\*

- Investors seeking returns that are in line with the performance of silver over the long term, subject to tracking errors
- Investments in physical silver of 99.9% purity (fineness)

\*Investors should consult their financial advisors if they are not clear about the suitability of the product.



## Mirae Asset Nifty IT ETF

(An open-ended scheme replicating/tracking Nifty IT Total Return Index)

NSE Symbol: ITETF BSE Scrip Code: 544006

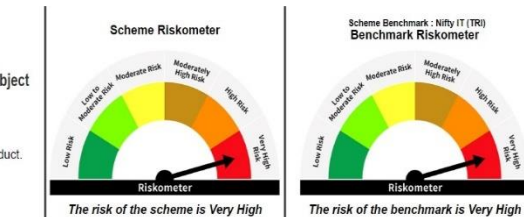
### PRODUCT LABELLING

Mirae Asset Nifty IT ETF

This product is suitable for investors who are seeking\*

- Returns that commensurate with performance of Nifty IT Total Return Index, subject to tracking error over long term
- Investments in equity securities covered by Nifty IT Total Return Index

\*Investors should consult their financial advisors if they are not clear about the suitability of the product.



# Product Label & Riskometers

## Mirae Asset BSE Sensex ETF

(An open-ended scheme replicating/tracking BSE Sensex Total Return Index)  
NSE Symbol: SENSEXETF BSE Scrip Code: 543999

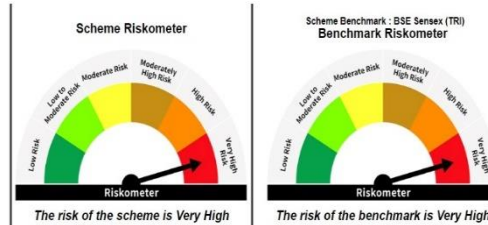
### PRODUCT LABELLING

#### Mirae Asset BSE Sensex ETF

This product is suitable for investors who are seeking\*

- Returns that commensurate with performance of BSE Sensex Total Return Index, subject to tracking error over long term
- Investments in equity securities covered by BSE Sensex Total Return Index

\*Investors should consult their financial advisors if they are not clear about the suitability of the product.



## Mirae Asset Nifty500 Multicap 50:25:25 ETF

(An open-ended scheme replicating/tracking Nifty500 Multicap 50:25:25 Total Return Index)  
NSE Symbol :MULTICAP BSE Scrip code:544241

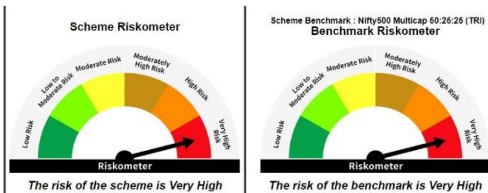
### PRODUCT LABELLING

#### Mirae Asset Nifty500 Multicap 50:25:25 ETF

This product is suitable for investors who are seeking\*

- Returns that commensurate with performance of Nifty500 Multicap 50:25:25 Total Return Index, subject to tracking error over long term.
- Investments in equity securities covered by Nifty500 Multicap 50:25:25 Total Return Index.

\*Investors should consult their financial advisors if they are not clear about the suitability of the product.



## Mirae Asset Nifty Total Market Index Fund

(An open-ended scheme replicating/tracking Nifty Total Market Total Return Index)  
NSE Symbol :MULTICAP BSE Scrip code:544241

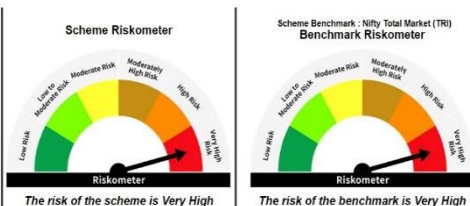
### PRODUCT LABELLING

#### Mirae Asset Nifty Total Market Index Fund

This product is suitable for investors who are seeking\*

- Returns that commensurate with the performance of Nifty Total Market Total Return Index, subject to tracking error over long term
- Investments in securities constituting by Nifty Total Market Total Return Index

\*Investors should consult their financial advisors if they are not clear about the suitability of the product.



## Mirae Asset Nifty Next 50 ETF

(NSE Symbol: NEXT50 BSE Scrip Code: 542922)

(Exchange Traded Fund (ETF) - An open ended scheme replicating/tracking Nifty Next 50 Total Return Index)

### PRODUCT LABELLING

#### Mirae Asset Nifty Next 50 ETF

This product is suitable for investors who are seeking\*

- Returns that are commensurate with the performance of the Nifty Next 50, subject to tracking errors over long term
- Investment in equity securities covered by the Nifty Next 50

\*Investors should consult their financial advisors if they are not clear about the suitability of the product.



## Mirae Asset Nifty 50 Index Fund

(An open-ended scheme replicating/tracking Nifty 50 Total Return Index)

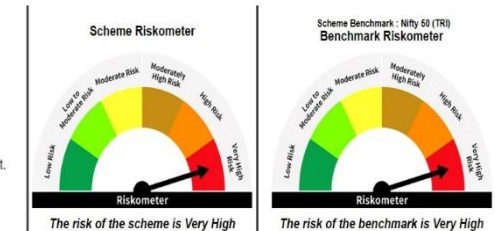
### PRODUCT LABELLING

#### Mirae Asset Nifty 50 Index Fund

This product is suitable for investors who are seeking\*

- Returns that commensurate with the performance of Nifty 50 Total Return Index, subject to tracking error
- Investments in equity securities covered by Nifty 50 Total Return Index

\*Investors should consult their financial advisors if they are not clear about the suitability of the product.



## Mirae Asset Banking and Financial Services Fund

(Sectoral / Thematic Fund - An open-ended equity scheme investing in Banking & Financial Services Sector)

### PRODUCT LABELLING

#### Mirae Asset Banking and Financial Services Fund

This product is suitable for investors who are seeking\*

- To generate long term capital appreciation
- Investments predominantly in equity and equity related securities of companies in banking and financial services sector in India

\*Investors should consult their financial advisors if they are not clear about the suitability of the product.



# Disclaimer & Risk Factor

Pursuant to Clause 2.7 of Part IV of SEBI Master Circular dated June 27, 2024. the universe of "Large Cap" shall consist of top 100 companies, "Mid Cap" shall consist of 101st to 250th company,, "Small Cap" shall consist of 251st and onwards companies in terms of full market capitalization.

**Statutory Details: Trustee:** Mirae Asset Trustee Company Private Limited; **Investment Manager:** Mirae Asset Investment Managers (India) Private Limited (AMC); **Sponsor:** Mirae Asset Global Investments Company Limited.

The information contained in this document is compiled from third party and publicly available sources and is included for general information purposes only. There can be no assurance and guarantee on the yields. Views expressed by the Fund Manager cannot be construed to be a decision to invest. The statements contained herein are based on current views and involve known and unknown risks and uncertainties. Whilst Mirae Asset Investment Managers (India) Private Limited (the AMC) shall have no responsibility/liability whatsoever for the accuracy or any use or reliance of such information. The AMC, its associate or sponsors or group companies, its Directors or employees accepts no liability for any loss or damage of any kind resulting out of the use of this document. The recipient(s) before acting on any information herein should make his/her/their own investigation and seek appropriate professional advice and shall alone be fully responsible / liable for any decision taken on the basis of information contained herein. Any reliance on the accuracy or use of such information shall be done only after consultation to the financial consultant to understand the specific legal, tax or financial implications .

**Mutual fund investments are subject to market risks, read all scheme related documents carefully.**

**For further information about other schemes (product labelling and performance of the fund) please visit the website of the AMC:**

**[www.miraeassetmf.co.in](http://www.miraeassetmf.co.in)**

**Please consult your financial advisor or mutual fund distributor before investing**

# THANK --- YOU

Follow us on:      

Mutual Fund investments are subject to market risks, read all scheme related documents carefully.