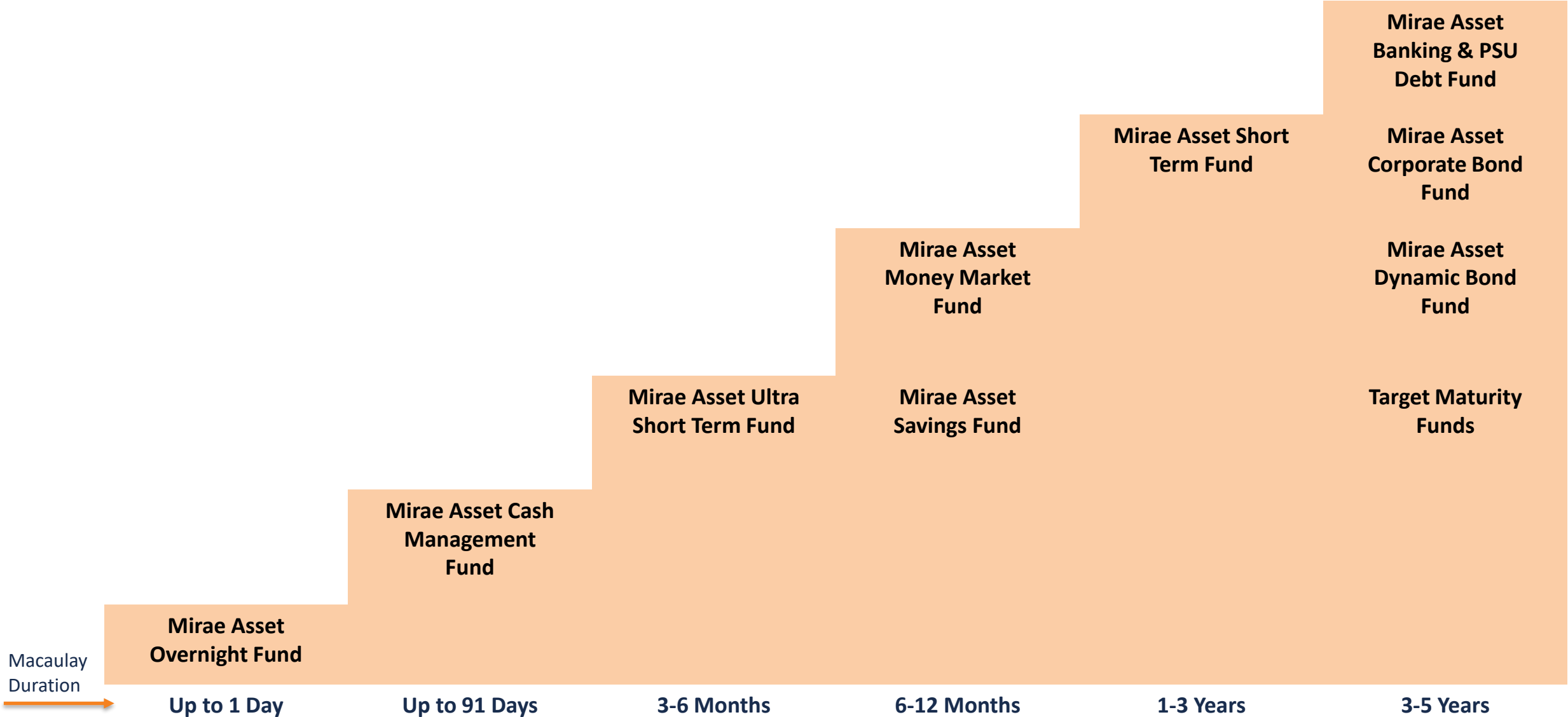


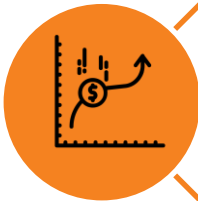
Mirae Asset Savings Fund

An open-ended low duration debt scheme investing in instruments with Macaulay duration* of the portfolio between 6 months and 12 months (*Refer page no. 37 of the SID). A moderate interest rate risk and moderate credit risk.

May 2023

Mirae Asset Fixed Income Product Positioning

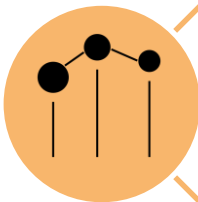




Positioned between ultra-short term fund & short-term fund with respect to the risk-return matrix.



Aims to primarily invest in a mix of highly rated instruments (i.e. A1+ for money market instruments, AAA, AA+ for corporate bonds and G-Secs (Sovereign)).



Macaulay duration of the portfolio is between 6 months - 12 months



Endeavors to have a portfolio of high quality and low interest rate sensitivity



We endeavor to maintain the high credit quality and duration will change based on interest rate outlook

How Mirae Asset Savings Fund is managed?



With the aim of balancing liquidity and duration, Savings fund allocates a large portion in money market instruments (CD,CPs & T-bills). The balance is invested in Corporate bonds or G-sec, based on evaluation of spreads and state of the economy.



The scheme aims to follow a barbell strategy which seeks to invest across spectrum from the short end to medium end of the yield curve



The scheme is positioned after carefully evaluating the state of the economy and interest rate outlook. When repo rates become flat, the scheme aims to maintain maturity at approximately 6 months, as the rate hikes commence the fund aims to dynamically adjust its duration upwards.



The securities are chosen based on the extensive credit risk analysis through in-house credit appraisal process with an aim to maximize returns while maintaining a reasonable yield to maturity.



The portfolio's Macaulay duration will be managed between 6-12 months. In a positive rate scenario, the fund duration may be taken up to 12 months, whereas in neutral/negative interest rate scenario, it may be maintained at ~6 months.

Why and Who Can Invest in Mirae Asset Savings Fund?

Why



While the scheme is inclined towards shorter end of the yield curve, it may dynamically add duration looking at prevailing interest rate scenario.



Seeks to invest majorly in high quality portfolio



In the current scenario, it may generate optimum returns in short term space.



The scheme aims to find a balance between risk & reward by following a barbell strategy. It aims to add higher maturity securities as per opportunity and at the same time maintain fund duration between 6M to 12M.

Who

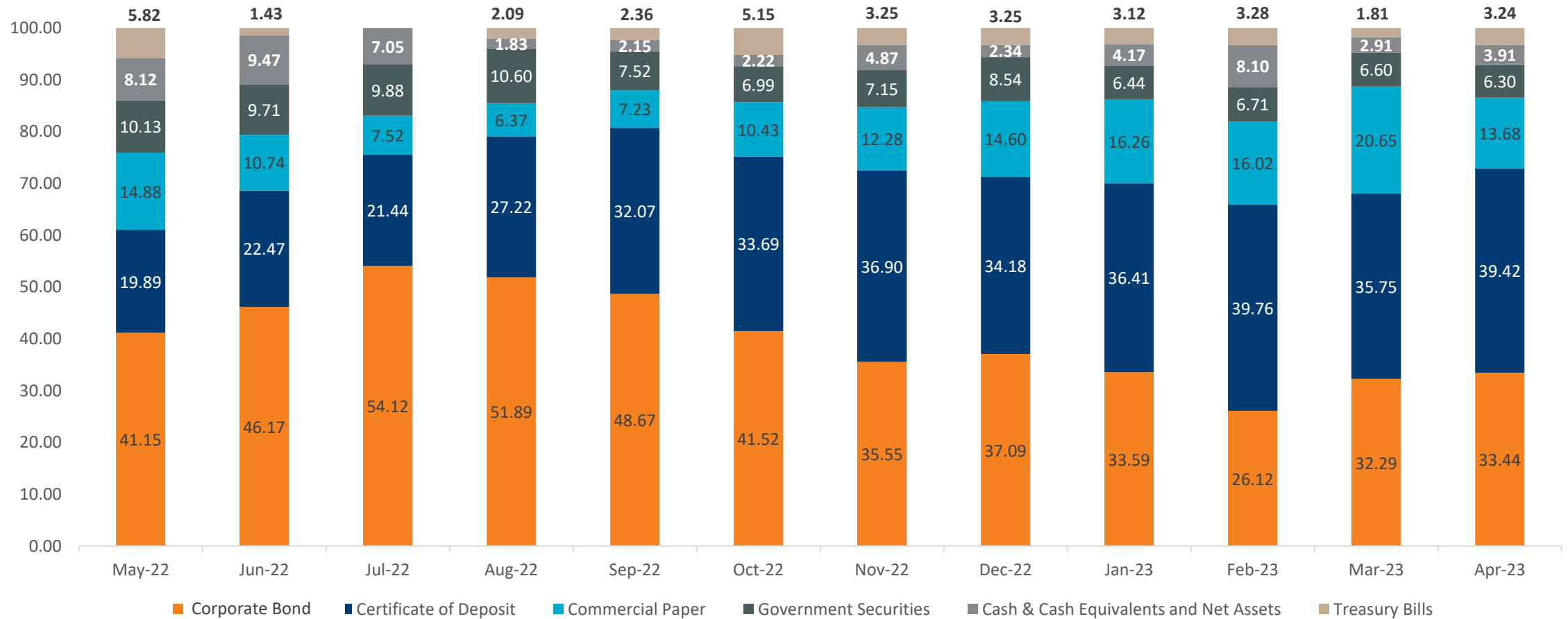
Investors with a very short term investment horizon or looking to park some amount for a short time period.

Investors looking to optimize risk adjusted returns can look at starting Systematic Investment Plan (SIP) in the scheme.

Retail and Institutional Investors with investment horizon of 6 to 12 months may find this category attractive.

Investors looking to invest in equity related schemes may start Systematic Transfer Plans through Mirae Asset Savings Fund.

Asset Allocation

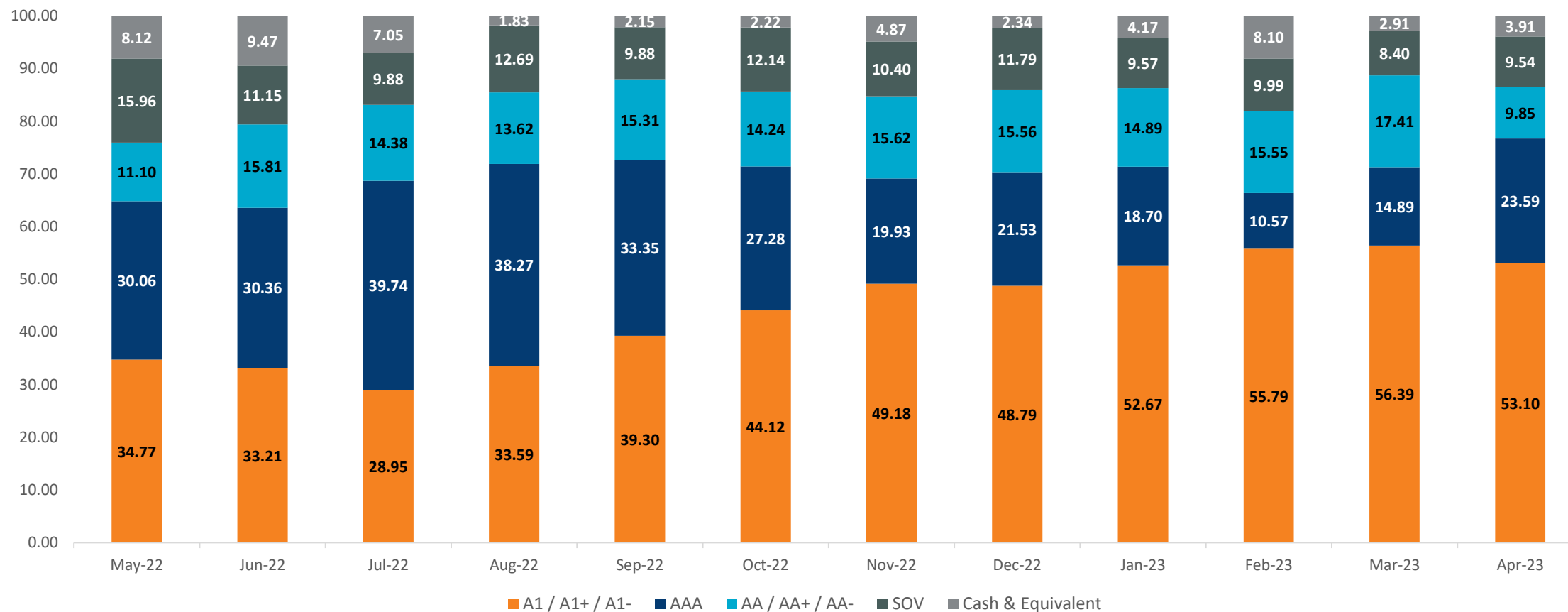


Invests in various money market and other fixed income securities based on interest rate call.

Source: ACEMF, as on 30th April, 2023.

This is the current investment framework which may change in future without prior notice.

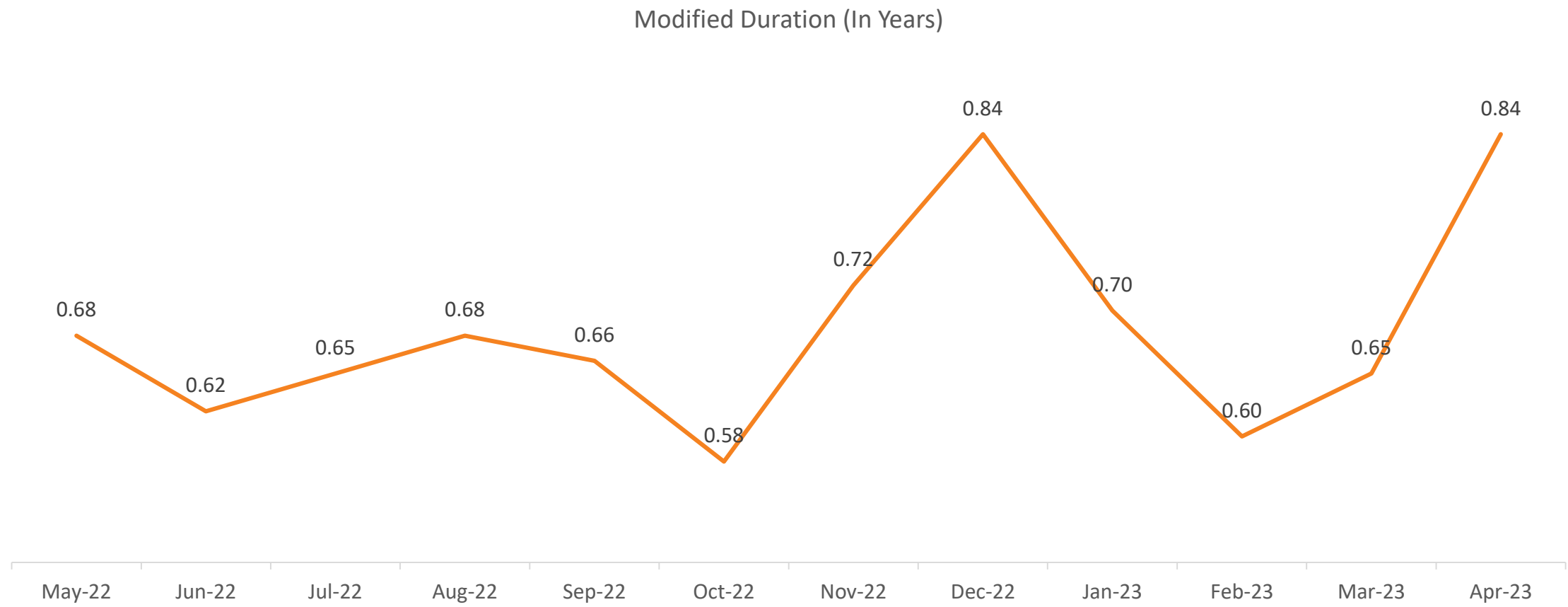
Rating Allocation



Invests majorly in high quality papers.

Source: ACEMF, as on 30th April, 2023.

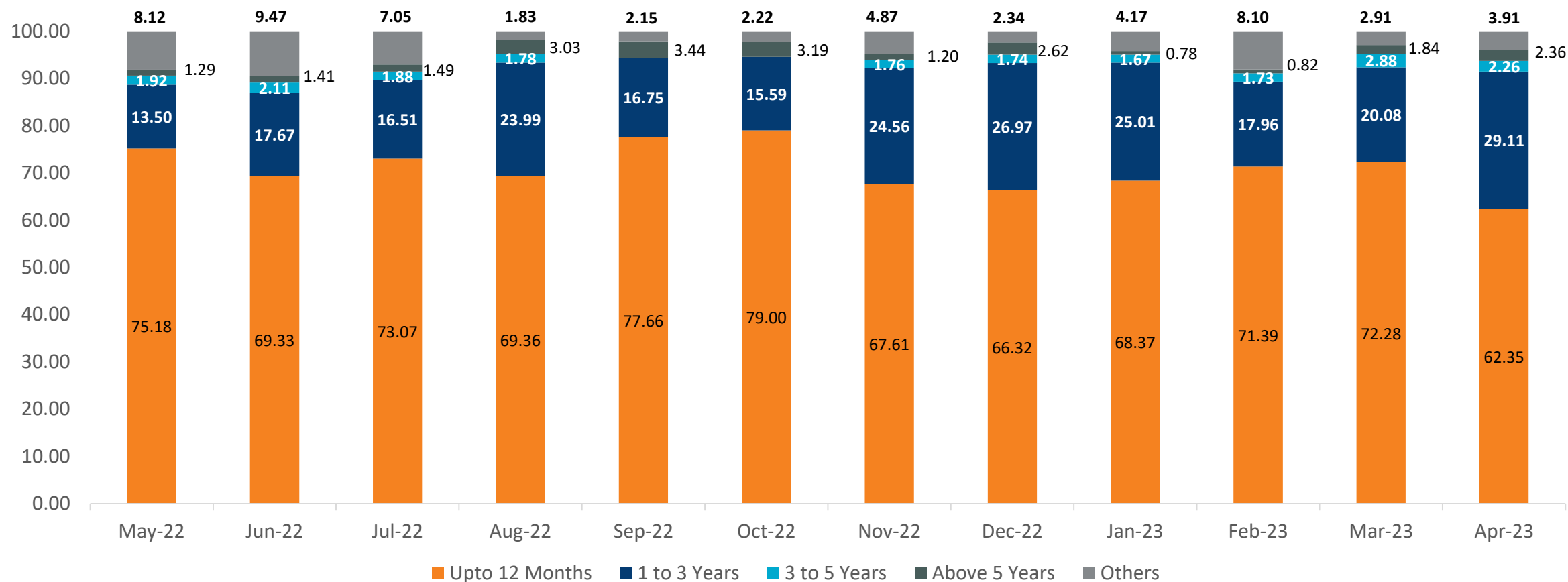
This is the current investment framework which may change in future without prior notice.



In the last six months, duration has been maintained at above 6 month levels

Source: ACEMF, as on 30th April, 2023
This is as per the current investment framework which may change in future without prior notice.

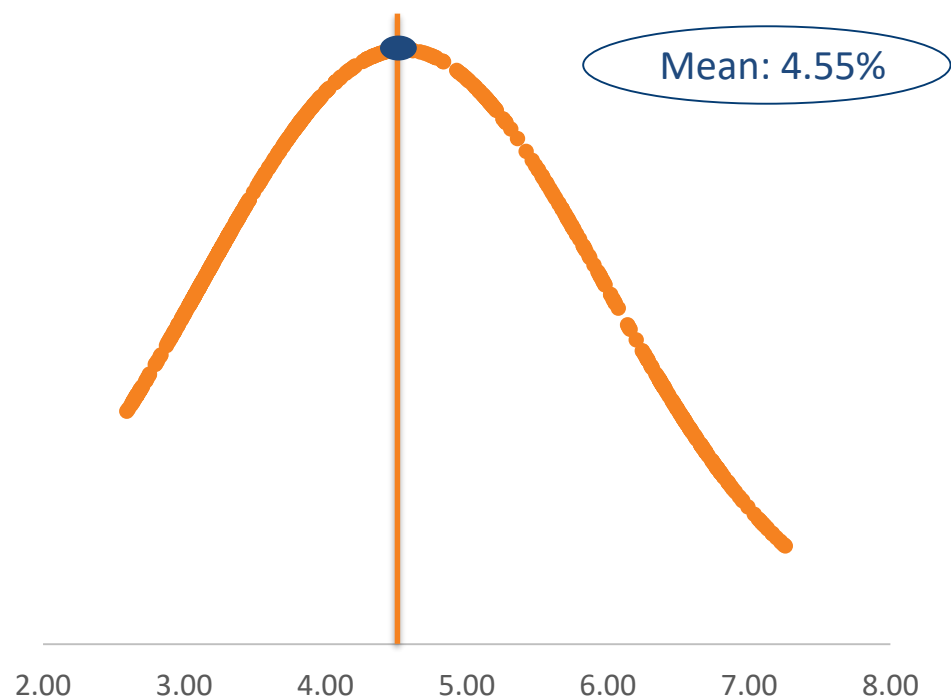
Maturity Profile



Majority Investments are below 12 Months, so as to take benefit of expected rise in interest rate and reinvestment at newly hiked rates.

Return Distribution

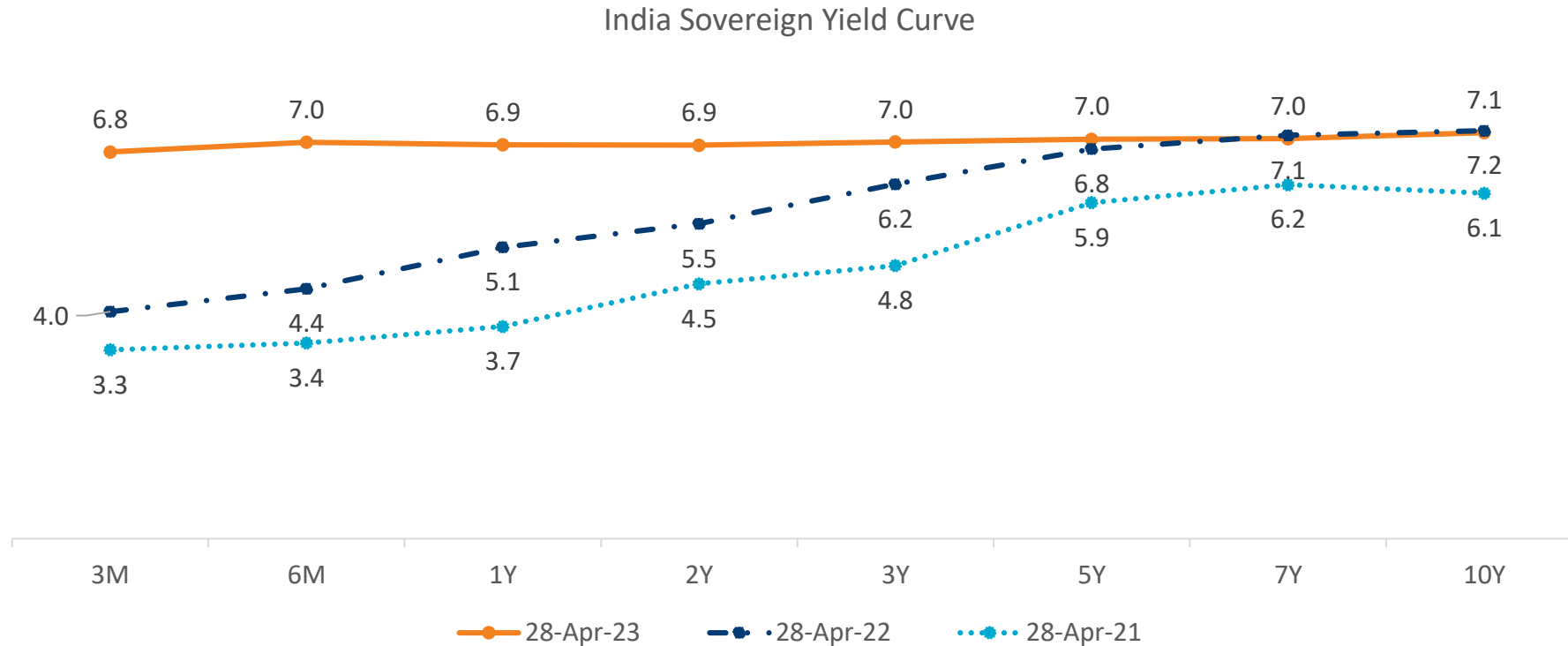
Distribution of 1 years returns in last 3 years



1 Year Rolling return (3 Years)	
Return Distribution	% of times
Median Return	4.02%
Standard Deviation	1.43%
Negative Return	0 times

Distribution curve shows the concentration of returns is near to 4.5% for a period of one year in last 3 years

Why Invest Now?



- The last year followed a spree of rate hikes by the central bank.
- This has resulted in flattening of the yield curve, with shorter end of the curve rising swiftly.
- While the longer end of the yield curve has been discounting rate cuts, the shorter end factors in the current evolving situation. Paving a way for a steep slide in shorter end of the yield curve.
- In a constantly evolving situation, low duration fund may aid in blending duration and accrual, potentially gaining better from the interest rate as well as accruals.

About the fund

Investments in Fund

Primarily invest in a mix of highly rated instruments
(current allocation of A1+ and AAA is 60%)

Investment Framework




Macaulay duration of the portfolio is between 6 months - 12 months

Positioned between liquid fund & short-term fund with respect to the
risk-return matrix

Comprising mainly of debt and money market instruments of short
term maturity

Why Mirae Asset Savings Fund?

Fund invest in higher duration papers than liquid fund and
hence has higher potential return than savings account.

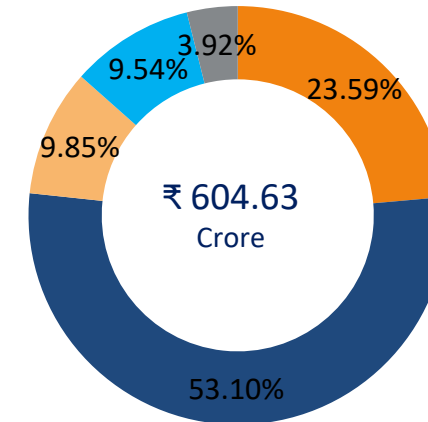
<u>Fund Inception</u>	<u>Category</u>	<u>Benchmark</u>
26 th June 2012	Low Duration Fund	NIFTY Low Duration Debt Index B-I
<u>Goal</u>	<u>Ideal Investment Horizon</u>	<u>Risk Profile</u>
 Savings	 6-12 Months	 Moderate

Fund Manager



Ms. Kruti Chheta[^]

Net AUM of Fund



■ AAA ■ A1+ ■ AA+ ■ SOV ■ Cash & Other Receivables

Performance Track Record

Mirae Asset Savings Fund – Lumpsum Report Card

Period	Returns(%)		
	MASF	Scheme Benchmark*	Additional Benchmark**
Last 1 year (%)	5.18	6.01	7.01
Last 3 years (%)	4.76	5.55	3.08
Last 5 years (%)	5.26	6.37	6.59
Since Inception (%)	6.30	7.90	6.51
Value of Rs. 10,000 invested (in Rs.) Since Inception*	19,405	22,808	19,813
NAV (as on 30 th April, 2023)	1940.4793		
Index Value (as on 30 th April, 2023)	Index Value of Scheme benchmark is 4797.22 and Additional Benchmark is 4272.7763		
Date of allotment	26th June, 2012		
Scheme Benchmark	*NIFTY Low Duration Debt Index B-I		
Additional Benchmark	**CRISIL 10 Year Gilt Index		

Past Performance may or may not sustained in future.

Note:

1. Different Plans under the scheme has different expense structure. The reference and details provided herein are of Direct Plan - Growth Option

2. Fund manager : Ms. Kruti Chheta managing the scheme w.e.f. 16 January, 2023.

Source: Ace MF, Data as on 30th April, 2023.

Product List and Riskometers

Mirae Asset Savings Fund

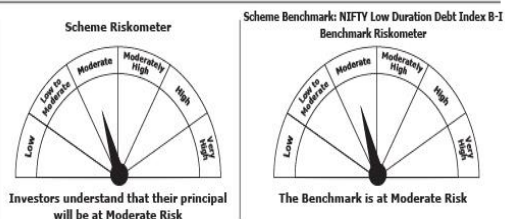
An open ended low duration debt scheme investing in instruments with Macaulay duration* of the portfolio between 6 months and 12 months (*Refer page no. 37 of the SID). A moderate interest rate risk and moderate credit risk

PRODUCT LABELLING

Mirae Asset Savings Fund is suitable for investors who are seeking*

- An open ended low duration debt scheme
- Investment in debt and money market instruments such that the Macaulay duration of the portfolio is between 6 - 12 months

*Investors should consult their financial advisors if they are not clear about the suitability of the product.



Mirae Asset Money Market Fund


(An Open ended debt scheme investing in money market instruments. A relatively low interest rate risk and moderate credit risk)

PRODUCT LABELLING

Mirae Asset Money Market Fund is suitable for investors who are seeking*

- Short term savings
- Investments predominantly in money market instruments

*Investors should consult their financial advisors if they are not clear about the suitability of the product.



Mirae Asset Corporate Bond Fund

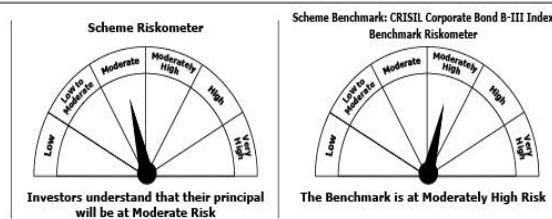
An open ended debt scheme predominantly investing in AA+ and above rated corporate bonds. A relatively high interest rate risk and moderate credit risk

PRODUCT LABELLING

Mirae Asset Corporate Bond Fund is suitable for investor who are seeking*

- To generate income over Medium to long term
- Investments predominantly in high quality corporate bonds

*Investors should consult their financial advisors if they are not clear about the suitability of the product.



Mirae Asset Overnight Fund


(An open ended debt scheme investing in overnight securities. A relatively low interest rate risk and relatively low credit risk.)

PRODUCT LABELLING

Mirae Asset Overnight Fund is suitable for investors who are seeking*

- Regular income over a short term that may be in line with the overnight call rates
- Investment in overnight securities

*Investors should consult their financial advisors if they are not clear about the suitability of the product.



Mirae Asset Ultra Short Duration Fund

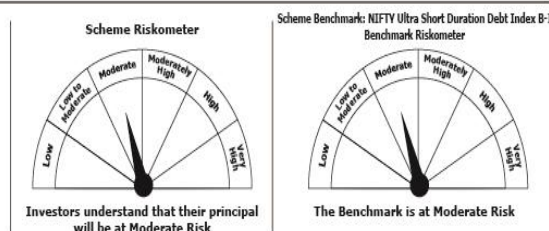
An Open ended ultra-short term debt scheme investing in instruments such that the Macaulay duration* of the portfolio is between 3 months to 6 months
(*please refer to page no. 35 of the SID). A relatively low interest rate risk and moderate credit risk

PRODUCT LABELLING

Mirae Asset Ultra Short Duration Fund is suitable for investors who are seeking*

- Income over a short term investment horizon
- Investments in debt and money market securities with portfolio Macaulay duration between 3 months & 6 months

*Investors should consult their financial advisors if they are not clear about the suitability of the product.



Mirae Asset Banking and PSU Debt Fund


An open ended debt scheme predominantly investing in debt instruments of banks, Public Sector Undertakings, Public Financial Institutions and Municipal Bonds.
A relatively high interest rate risk and moderate credit risk

PRODUCT LABELLING

Mirae Asset Banking and PSU Debt Fund is suitable for investors who are seeking*

- Income over short to medium term
- To generate income / capital appreciation through predominantly investing in debt and money market instruments issued by Banks, Public Sector Undertakings (PSUs), Public Financial Institutions (PFIs) and Municipal Bonds

*Investors should consult their financial advisors if they are not clear about the suitability of the product.



Mirae Asset Dynamic Bond Fund


(An Open ended dynamic debt scheme investing across duration.
A relatively high interest rate risk and relatively high credit risk)

PRODUCT LABELLING

Mirae Asset Dynamic Bond Fund is suitable for investors who are seeking*

- Optimal returns over short to medium term
- To generate optimal returns through active management of a portfolio of debt and money market instruments

*Investors should consult their financial advisors if they are not clear about the suitability of the product.



Mirae Asset Short Term Fund


An open-ended short term debt scheme investing in instruments such that the Macaulay duration of the portfolio is between 1 year to 3 years (please refer to page no. 34 of the SID). A relatively high interest rate risk and moderate credit risk

PRODUCT LABELLING

Mirae Asset Short Term Fund is suitable for investors who are seeking*

- Optimal returns over short term
- Investment in an actively managed diversified portfolio of debt and money market instruments including REITs & InvITs

*Investors should consult their financial advisors if they are not clear about the suitability of the product.



Mirae Asset Cash Management Fund

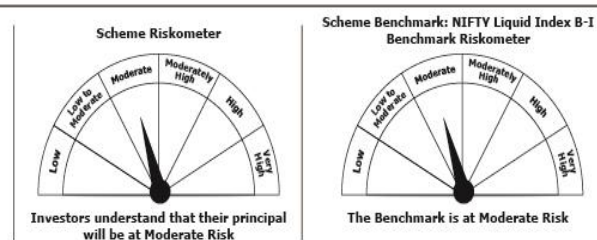
(An open ended liquid scheme. A relatively low interest rate risk and moderate credit risk)

PRODUCT LABELLING

Mirae Asset Cash Management Fund is suitable for investors who are seeking*

- Optimal returns over short term
- Investment in a portfolio of short duration money market and debt instruments with residual maturity up to 91 days only

*Investors should consult their financial advisors if they are not clear about the suitability of the product.



PRC Matrix

Mirae Asset Money Market Fund

Potential Risk Class Matrix (PRC)			
Credit Risk → Interest Rate Risk ↓	Relatively Low (Class A)	Moderate (Class B)	Relatively High (Class C)
Relatively Low (Class I)		B-I	
Moderate (Class II)			
Relatively High (Class III)			

Mirae Asset Corporate Bond Fund

Potential Risk Class Matrix (PRC)			
Credit Risk → Interest Rate Risk ↓	Relatively Low (Class A)	Moderate (Class B)	Relatively High (Class C)
Relatively Low (Class I)			
Moderate (Class II)			
Relatively High (Class III)		B-III	

Mirae Asset Ultra Short Duration Fund

Potential Risk Class Matrix (PRC)			
Credit Risk → Interest Rate Risk ↓	Relatively Low (Class A)	Moderate (Class B)	Relatively High (Class C)
Relatively Low (Class I)		B-I	
Moderate (Class II)			
Relatively High (Class III)			

Mirae Asset Short Term Fund

Potential Risk Class Matrix (PRC)			
Credit Risk → Interest Rate Risk ↓	Relatively Low (Class A)	Moderate (Class B)	Relatively High (Class C)
Relatively Low (Class I)			
Moderate (Class II)			
Relatively High (Class III)		B-III	

Mirae Asset Overnight Fund

Potential Risk Class Matrix (PRC)			
Credit Risk → Interest Rate Risk ↓	Relatively Low (Class A)	Moderate (Class B)	Relatively High (Class C)
Relatively Low (Class I)	A-I		
Moderate (Class II)			
Relatively High (Class III)			

Mirae Asset Banking & PSU Debt Fund

Potential Risk Class Matrix (PRC)			
Credit Risk → Interest Rate Risk ↓	Relatively Low (Class A)	Moderate (Class B)	Relatively High (Class C)
Relatively Low (Class I)			
Moderate (Class II)			
Relatively High (Class III)		B-III	

Mirae Asset Savings Fund

Potential Risk Class Matrix (PRC)			
Credit Risk → Interest Rate Risk ↓	Relatively Low (Class A)	Moderate (Class B)	Relatively High (Class C)
Relatively Low (Class I)			
Moderate (Class II)		B-II	
Relatively High (Class III)			

Mirae Asset Dynamic Bond Fund

Potential Risk Class Matrix (PRC)			
Credit Risk → Interest Rate Risk ↓	Relatively Low (Class A)	Moderate (Class B)	Relatively High (Class C)
Relatively Low (Class I)			
Moderate (Class II)			
Relatively High (Class III)			C-III

Mirae Asset Cash Management Fund

Potential Risk Class Matrix (PRC)			
Credit Risk → Interest Rate Risk ↓	Relatively Low (Class A)	Moderate (Class B)	Relatively High (Class C)
Relatively Low (Class I)		B-I	
Moderate (Class II)			
Relatively High (Class III)			

Disclaimer

Statutory Details: Trustee: Mirae Asset Trustee Company Private Limited; Investment Manager: Mirae Asset Investment Managers (India) Private Limited (AMC); Sponsor: Mirae Asset Global Investments Company Limited.

NSE Indices Ltd Disclaimer: NSE INDICES LIMITED do not guarantee the accuracy and/or the completeness of the Index or any data included therein and NSE INDICES LIMITED shall have not have any responsibility or liability for any errors, omissions, or interruptions therein. NSE INDICES LIMITED does not make any warranty, express or implied, as to results to be obtained by the Issuer, owners of the product(s), or any other person or entity from the use of the Index or any data included therein. NSE INDICES LIMITED makes no express or implied warranties, and expressly disclaims all warranties of merchantability or fitness for a particular purpose or use with respect to the index or any data included therein. Without limiting any of the foregoing, NSE INDICES LIMITED expressly disclaim any and all liability for any claims ,damages or losses arising out of or related to the Products, including any and all direct, special, punitive, indirect, or consequential damages (including lost profits), even if notified of the possibility of such damages

The information contained in this document is compiled from third party and publicly available sources and is included for general information purposes only. There can be no assurance and guarantee on the yields. Views expressed by the Fund Manager cannot be construed to be a decision to invest. The statements contained herein are based on current views and involve known and unknown risks and uncertainties. Whilst Mirae Asset Investment Managers (India) Private Limited (the AMC) shall have no responsibility/liability whatsoever for the accuracy or any use or reliance thereof of such information. The AMC, its associate or sponsors or group companies, its Directors or employees accepts no liability for any loss or damage of any kind resulting out of the use of this document. The recipient(s) before acting on any information herein should make his/her/their own investigation and seek appropriate professional advice and shall alone be fully responsible / liable for any decision taken on the basis of information contained herein. Any reliance on the accuracy or use of such information shall be done only after consultation to the financial consultant to understand the specific legal, tax or financial implications.

Mutual fund investments are subject to market risks, read all scheme related documents carefully.

For further information about other schemes (Type of scheme, product labelling and performance of the fund) please visit the website of the AMC: www.miraeassetmf.co.in

Please consult your financial advisor or mutual fund distributor before investing

Note for slide 13:

1. Fund manager MASF: Ms. Kruti Chheta managing the scheme since 16 January, 2023. Inception date of MASF is March 05 2008, however since inception returns are calculated from June 26, 2012 as there were no investors in the interim period in the institutional plan.

Past Performance may or may not sustained in future.

\$ For computation of since inception returns (%) the allotment NAV has been taken as Rs. 1000.00 for MACMF & MASF and Rs.10.00 for all other Schemes. In case, the start / end date of the concerned period is a non-business date (NBD), the NAV of the previous date is considered for computation of returns.

Returns (%) for less than 1 year calculated on simple annualized basis.

The calculations of returns shall assume reinvestment of all payouts at the then prevailing NAV. CAGR - Compounded Annualised Growth returns. NAV (per unit) is at the end of the period. For MASF the returns are for Regular Savings Plan - Growth Option. Load is not considered for computation of return.

