

150 EMERGING COMPANIES[^]
19 SECTORS^{\$}
1 FUND

available at TER*

@5 PAISE*

*5 paise indicates that Scheme proposes to charge 0.05% per annum of daily net assets of the scheme as the Total expense ratio(TER).However, the same is subject to change within the limits defined under SEBI(Mutual Funds)Regulations 1996.The above does not include the transaction costs which has to be borne by the investor.The minimum application amount during the NFO Period is Rs.5,000 and in multiples of Re.1 thereafter.

[^]Classification as per SEBI circular (SEBI/HO/IMD/DF3/CIR/P/2017/114) dated October 6th, 2017, the universe of Mid Cap shall consist of 101st to 250th company, Large Cap shall consist of top 100 companies, Small Cap shall consist of 251st and onwards companies in terms of full market capitalization.

^{\$}Source: NSE, as on Jan 31, 2022. The sectoral composition of Nifty Midcap 150 Index may change in future as per index rebalancing.

Invest in

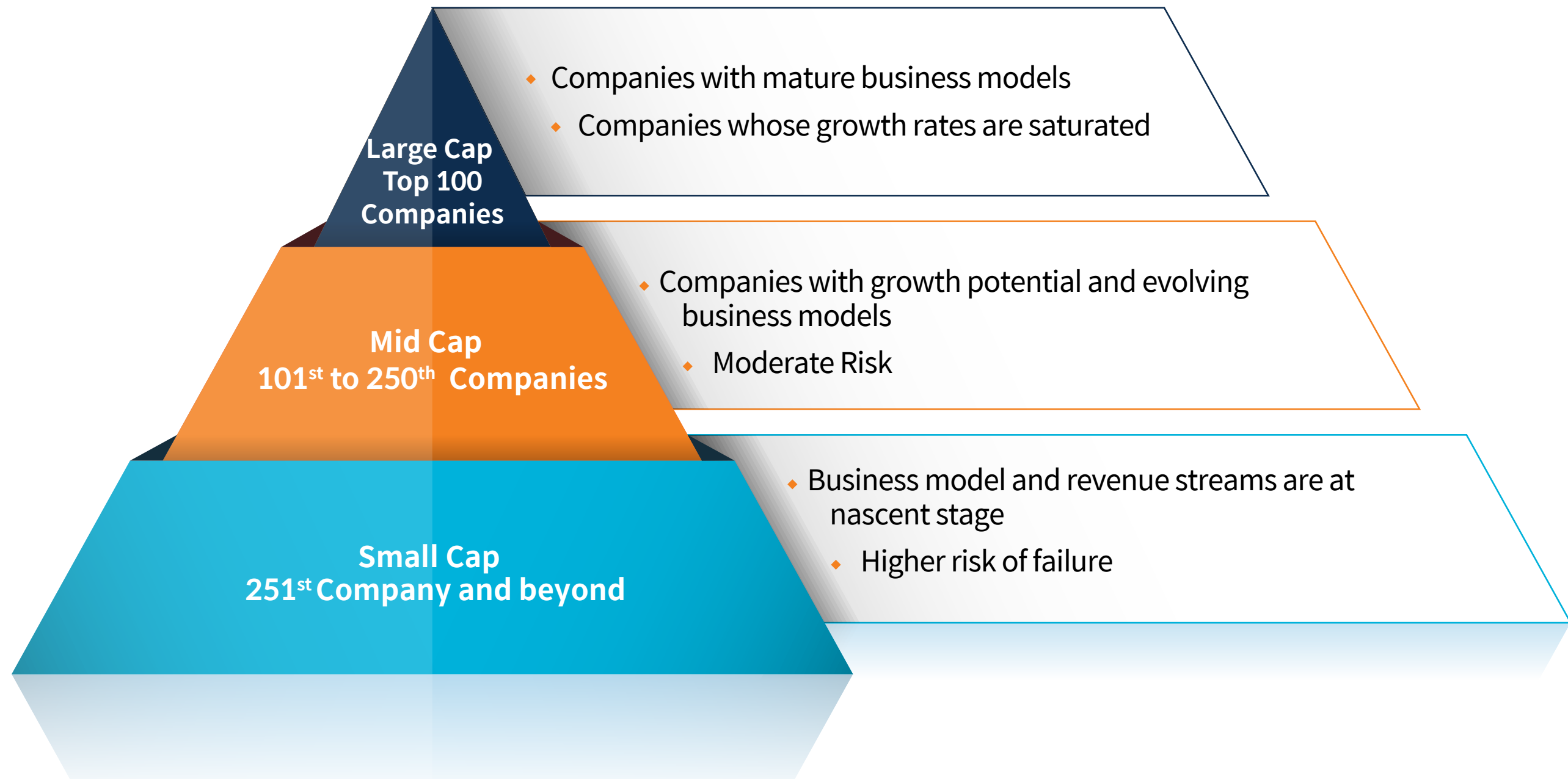
MIRAE ASSET NIFTY MIDCAP 150 ETF

An open ended scheme replicating/tracking Nifty Midcap 150 Total Return Index

New Fund Offer opens on: February 24th, 2022 | New Fund Offer closes on: March 4th, 2022

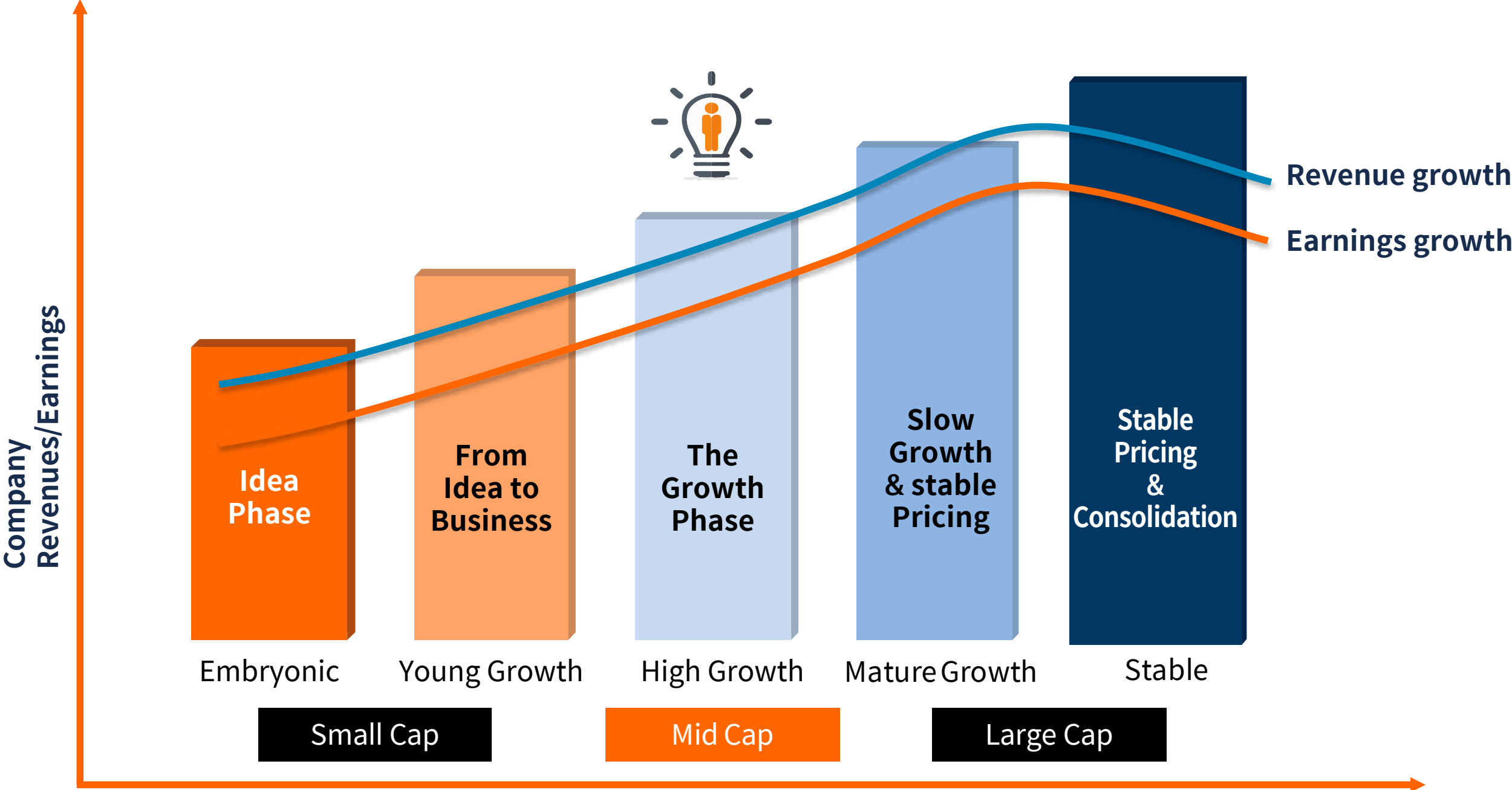
Scheme re-opens for continuous Sale and Repurchase : March 11th, 2022 | ETF Listing on exchange: Within 5 working days from the date of allotment

Midcap: Seek to invest in emerging leaders of tomorrow!

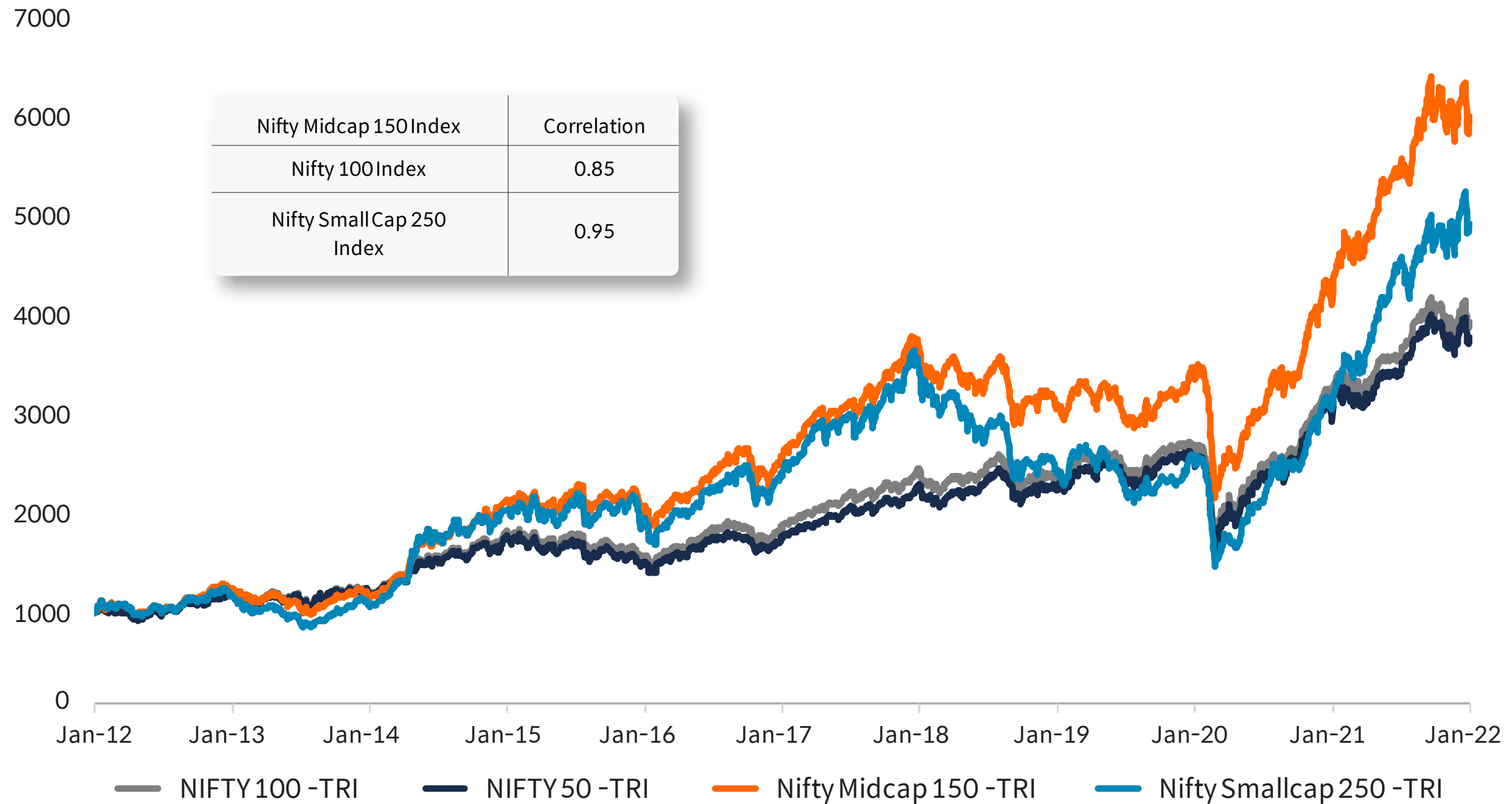


*Classification as per SEBI circular (SEBI/HO/IMD/DF3/CIR/P/2017/114) dated October 6th, 2017, the universe of "Mid Cap" shall consist of 101st to 250th company, Large Cap" shall consist of top 100 companies, Small Cap shall consist of 251st & onwards companies in terms of full market capitalization.

Midcap investing intends to capture companies with growth potential

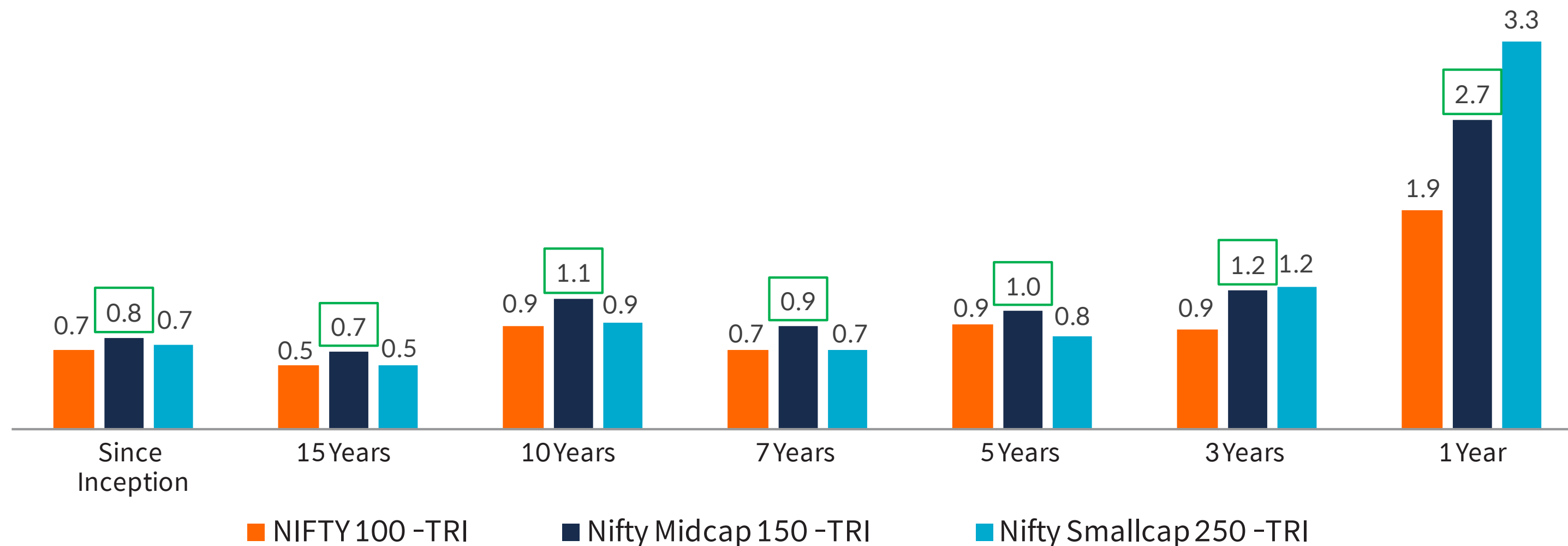


Midcap segment has outperformed large-cap and small-cap segments in long run



Data as on Jan 31, 2022. National Stock Exchange (NSE), Past performance may or may not sustain in future. The Index values have been rebased to 1,000. The index return is in Total Return Variant. The data shown above pertains to the Index and does not in manner indicate performance of any scheme of the Fund. Returns greater than one year are CAGR returns.

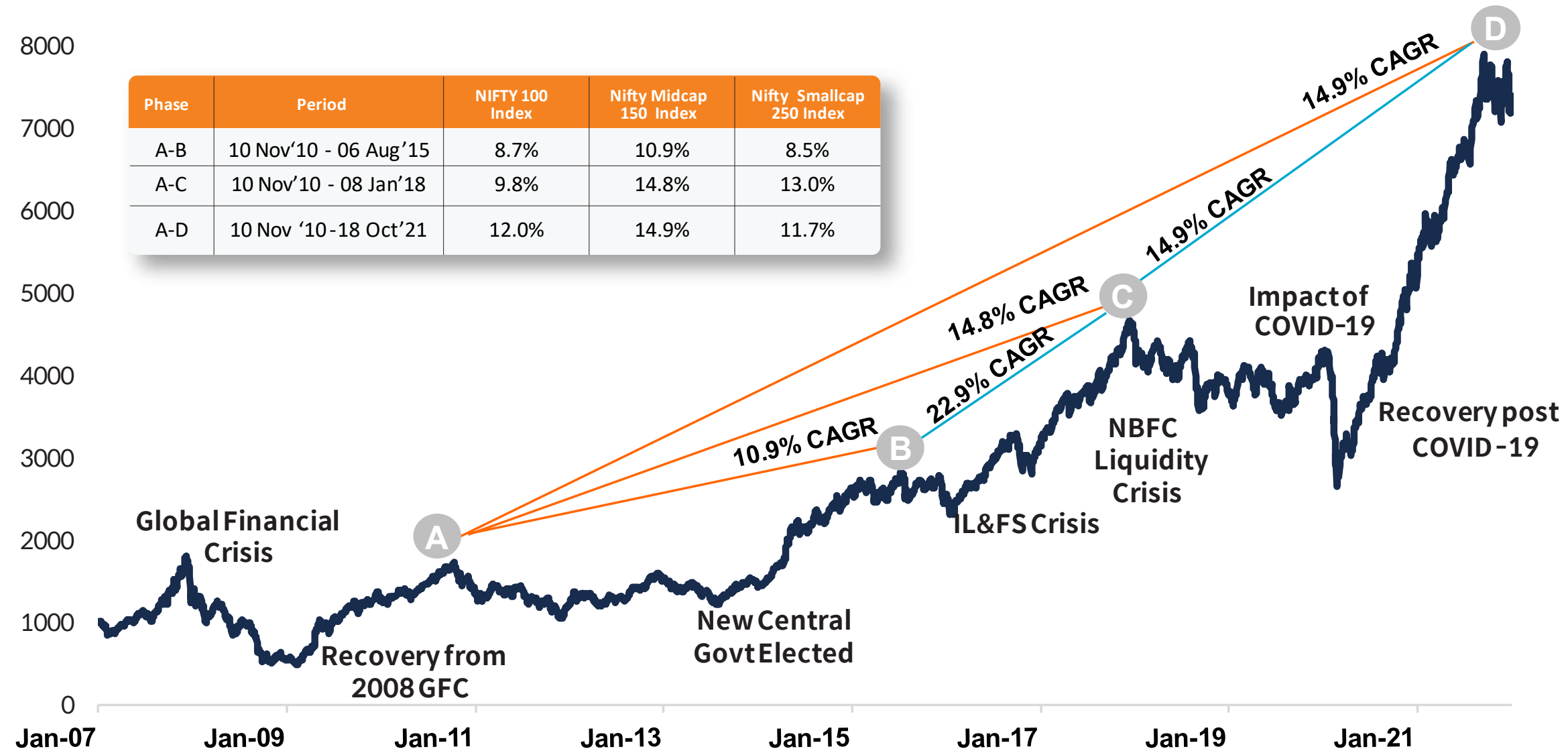
Midcap segment has delivered higher return-to-risk performance in long run



Higher returns and similar volatility levels with Nifty 100 Index over various time horizons resulted in the Nifty Midcap 150 Index having higher return-risk ratios than the Nifty 100 over the longer-term horizons.

Data as on Jan 31, 2022. National Stock Exchange (NSE), Past performance may or may not sustain in future. The index return is in Total Return Variant. The data shown above pertains to the Index and does not in manner indicate performance of any scheme of the Fund. Returns greater than one year are CAGR returns.

Time in the market is more important than timing the market



Allay your concerns: Investing in peaks has also generated reasonable returns in longer investing horizon

Data as on Jan 31, 2022. National Stock Exchange (NSE), Past performance may or may not sustain in future. The index values have been rebased to 1,000. The index return is in Total Return Variant. The data shown above pertains to the Index and does not in manner indicate performance of any scheme of the Fund. Returns greater than one year are CAGR returns.

About Nifty Midcap 150 Index

The Nifty Midcap 150 Index aims to track the performance of 150 mid-market capitalization companies.



ELIGIBLE UNIVERSE

To be considered for inclusion in NIFTY Midcap 150 index, companies must form part of NIFTY 500 & should not form part of NIFTY 100 Index



SECURITY SELECTION

Securities will be included if

- ◆ Rank based on full market capitalization is among top 225 or
- ◆ Full market capitalization is 1.50 times of the last constituent in NIFTY Midcap 150

Securities will be excluded if

- ◆ Rank based on full market capitalization falls below 275 or if constituents get excluded from NIFTY 500

Companies are selected as per the above rules, based on free float market cap to achieve portfolio of 150 companies.

Weights are as per Free Float Market Cap

The index is reconstituted and rebalanced semi-annually in January and July.

Nifty Midcap 150 Index – Stock Distribution

TOP 15 COMPANIES	WEIGHTAGE
Adani Total Gas Ltd.	2.83%
Tata Power Co. Ltd.	2.35%
SRF Ltd.	1.97%
AU Small Finance Bank Ltd.	1.62%
Voltas Ltd.	1.55%
Zee Entertainment Enterprises Ltd.	1.51%
Tata Elxsi Ltd.	1.47%
MindTree Ltd.	1.45%
Mphasis Ltd.	1.45%
Crompton Greaves Consumer Electricals Ltd.	1.41%
Bharat Electronics Ltd.	1.41%
Page Industries Ltd.	1.39%
Shriram Transport Finance Co. Ltd.	1.39%
Trent Ltd.	1.30%
IRCTC Ltd.	1.29%

Stock Attribute	By Full M-Cap (Rs. Cr.)	By Free float M-Cap (Rs. Cr.)	By Weight (%)
Largest	2,00,303	50,076	2.83%
Smallest	10,754	1,075	0.06%
Average	29,613	11,814	0.67%
Median	25,774	9,726	0.55%

- ◆ Nifty Midcap 150 Index provides 16.9% Full M-Cap coverage of NSE listed equity shares.
- ◆ Nifty Midcap 150 Index is more diversified as compared to Nifty 100 Index
- ◆ The Top 10% of the number of constituents of the Nifty Midcap 150 Index i.e. the largest 15 stocks have 24.4% weight, whereas the top 10% of the number of constituents of the Nifty 100 Index i.e. the largest 10 stocks have 49.9% weight

Nifty Midcap 150 Index – Sectoral Allocation

Top 10 Sectors	Nifty Midcap 150 Index	Nifty 50 Index	Nifty 100 Index	Nifty SmallCap 250 Index	Nifty 500 Index
Financial Services	16.9	36.7	34.4	17.5	30.4
Consumer Goods	10.7	10.4	11.1	11.4	11.1
Industrial Manufacturing	9.7	-	0.2	14.2	2.7
Automobile	9.0	5.4	4.8	2.2	5.4
IT	8.0	17.5	15.3	10.4	13.8
Chemicals	7.7	-	0.4	6.4	2.0
Pharma	6.3	3.2	3.9	5.2	4.3
Oil and Gas	6.0	12.6	11.5	0.1	9.8
Power	4.0	1.9	3.0	2.1	3.1
Consumer Services	3.4	-	1.4	3.3	1.9

Relative to the Nifty 100 Index, the Nifty Midcap 150 Index has higher exposure to Industrial Manufacturing and Chemicals sectors & lower exposure to Financial Services & IT sector.

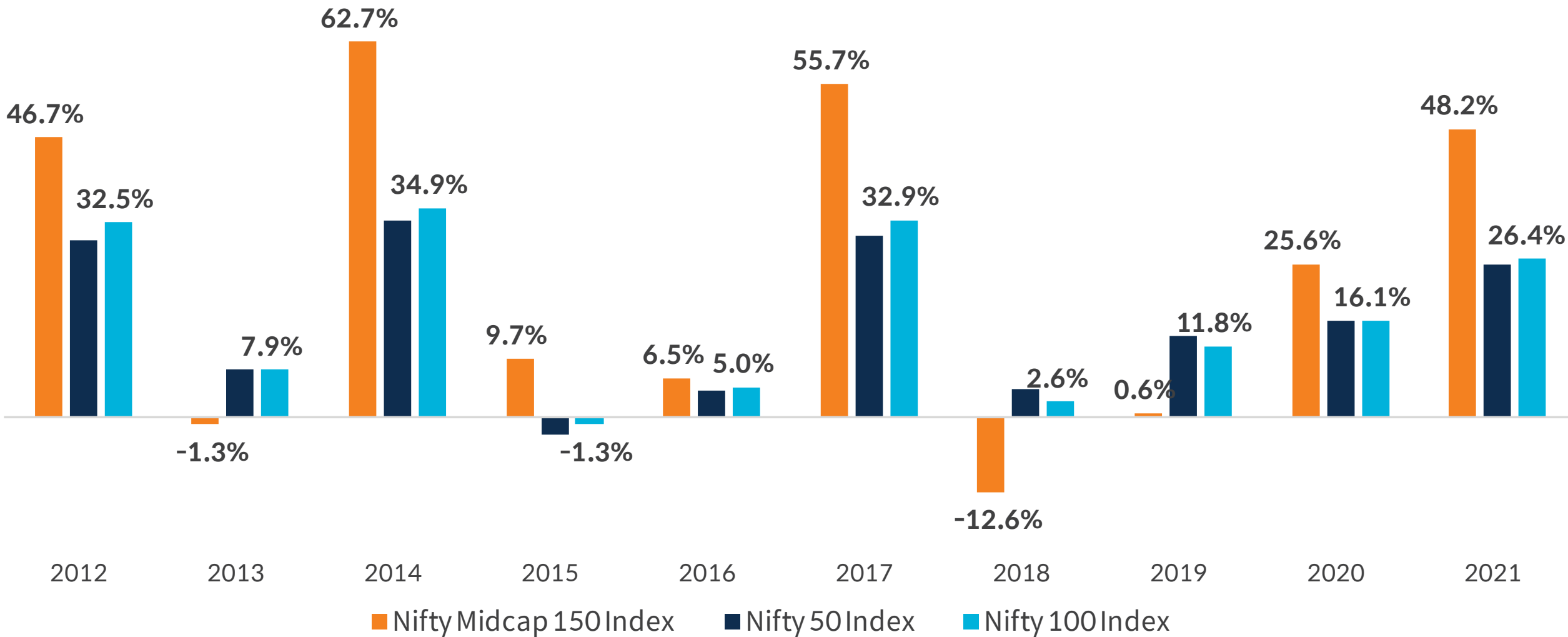
Nifty Midcap 150 Index – Return Profile

Period	Nifty Midcap 150 Index	NIFTY 50 Index	NIFTY 100 Index	NIFTY 500 Index
1 Year	46.1%	28.7%	29.1%	33.4%
3 Years	24.7%	18.4%	18.2%	19.7%
5 Years	18.7%	16.6%	16.2%	16.5%
7 Years	16.0%	11.5%	11.8%	12.3%
10 Years	19.6%	14.2%	14.7%	15.1%
15 Years	14.3%	11.4%	11.9%	11.7%
Since Inception	17.0%	14.9%	15.1%	14.8%

Nifty Midcap 150 Index has outperformed both Nifty 100 Index and Nifty 50 Index across all investment horizons

Data as on Jan 31, 2022. National Stock Exchange (NSE), Past performance may or may not sustain in future. The index return is in Total Return Variant. The data shown above pertains to the Index and does not in manner indicate performance of any scheme of the Fund. Returns greater than one year are CAGR returns.

Nifty Midcap 150 Index – Calendar Year Performance



Nifty Midcap 150 Index has outperformed both Nifty 100 Index and Nifty 50 Index in 7 out of 10 calendar years

Data as on Jan 31, 2022. National Stock Exchange (NSE), Past performance may or may not sustain in future. The index return is in Total Return Variant. The data shown above pertains to the Index and does not in manner indicate performance of any scheme of the Fund. Returns greater than one year are CAGR returns. The mentioned return values pertain to Nifty Midcap 150 and Nifty 100 Index.

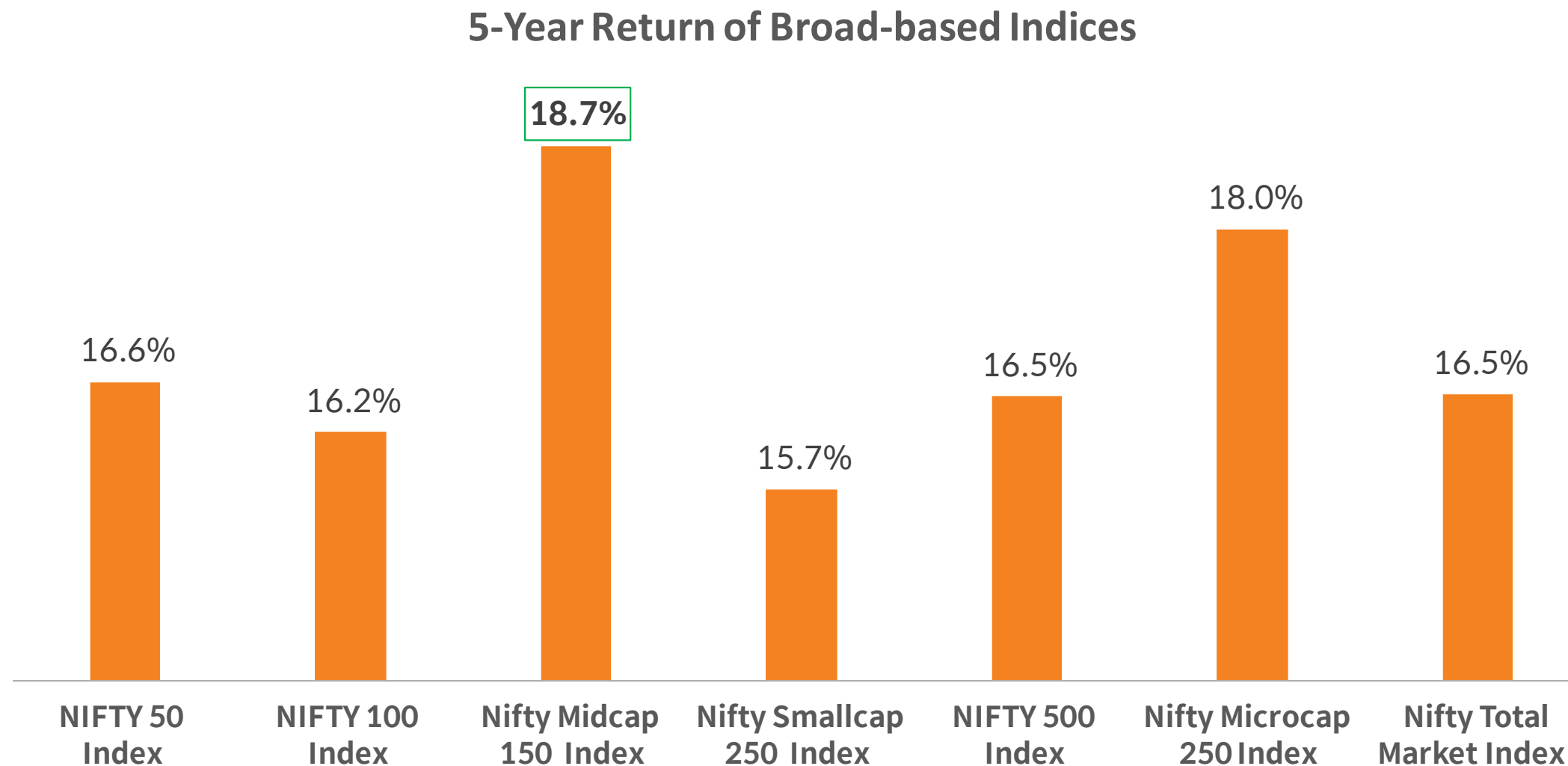
Nifty Midcap 150 Index – Rolling Returns

Period	1 Year Investment Horizon			3 Year Investment Horizon		
	NIFTY 50 Index	NIFTY 100 Index	Nifty Midcap 150 Index	NIFTY 50 Index	NIFTY 100 Index	Nifty Midcap 150 Index
15 Years	15.0%	15.7%	20.5%	11.3%	11.7%	13.2%
10 Years	14.7%	15.1%	20.9%	11.4%	11.9%	14.9%
7 Years	14.5%	14.9%	21.5%	12.2%	12.7%	17.1%
5 Years	17.8%	17.7%	22.2%	11.3%	11.5%	13.6%
3 Years	18.6%	18.1%	23.0%	11.8%	11.2%	9.4%
1 Year	47.8%	47.7%	70.3%	15.9%	15.3%	17.3%

Nifty Midcap 150 Index has exhibited relatively higher return on rolling basis across longer investment horizon vis-à-vis Nifty 100 and Nifty 50 Index

Data as on Jan 31, 2022. National Stock Exchange (NSE), Past performance may or may not sustain in future. The index return is in Total Return Variant. The data shown above pertains to the Index and does not in manner indicate performance of any scheme of the Fund. Returns greater than one year are CAGR returns.

Performance of broad-based Indices v/s Nifty Midcap 150 Index



Nifty Midcap 150 Index has been relatively the best performing index among all broad-based indices

Data as on Jan 31, 2022. National Stock Exchange (NSE), Past performance may or may not sustain in future. The index return is in Total Return Variant. The data shown above pertains to the Index and does not in manner .indicate performance of any scheme of the Fund. Returns greater than one year are CAGR returns

Nifty Midcap 150 Index v/s Active Peers

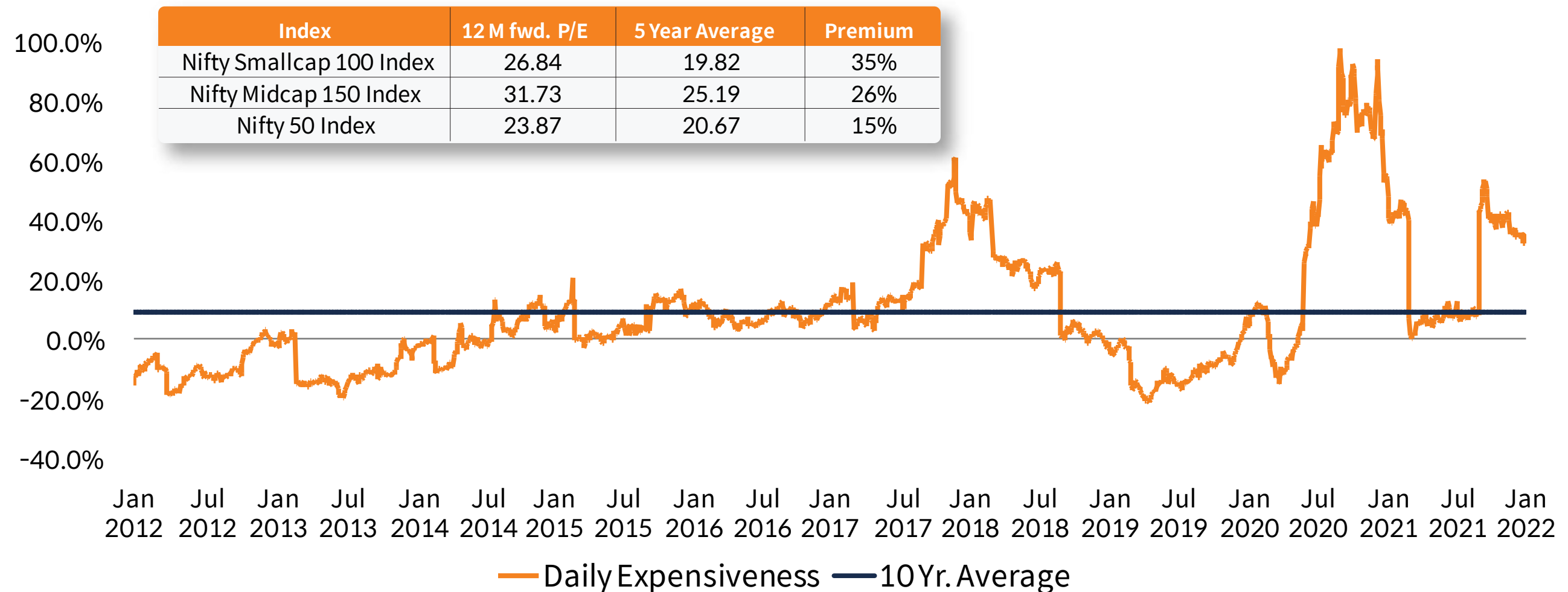
Index	% of funds outperformed by Index					Excess return over average returns of MF				
	1 Year	3 Years	5 Years	7 Years	10 Years	1 Year	3 Years	5 Years	7 Years	10 Years
Nifty Midcap 150 TRI	68%	48%	81%	95%	53%	2.5	0.8	1.9	2.2	0.6
Nifty Midcap 100 TRI	68%	39%	38%	57%	11%	2.6	-1.3	-1.1	0.1	-2.0

- ◆ Nifty Midcap 150 Index has outperformed 95% of active midcap mutual funds over 7-year period.
- ◆ % of active midcap funds underperforming Nifty Midcap 150 Index are in greater proportion than % of funds underperforming Nifty Midcap 100 Index.
- ◆ Nifty Midcap 150 Index has outperformed active midcap funds on an average by 220 bps across 7 year investment horizon

Source: ACE MF, as on Jan 31, 2022. The sector(s)/stock(s)/issuer(s) mentioned in this presentation do not constitute any research report/recommendation of the same. Based on 24 Midcap Funds Regular Growth Plan. Mid cap funds are defined as minimum investment of 65% of total assets in equity & equity related instruments of mid cap companies), Past performance may or may not sustain in future. The index return is in Total Return Variant. The data shown above pertains to the Index and does not in manner indicate performance of any scheme of the Fund.

Midcap Valuations

Nifty Midcap 150 Index premium/ discount v/s Nifty 50 Index on 12M Forward P/E



Midcap valuations relative to Nifty 50 has corrected from its peak observed in July 2020 – July 2021

Nifty Midcap 150 Index – Why Invest?



Opportunity to participate in companies which may be potentially emerging blue chips of tomorrow



Has given better returns than Nifty 100 on a rolling return basis for a 3 years investment horizon, for an average period of last 5, 7, 10 and 15 years.(Refer Slide 11)



Has given better returns and return to risk than NIFTY 50 and NIFTY 100 in last 1, 3, 5, 7, 10 and 15 years (Refer Slide 4).



Sectoral exposure provided by Nifty Midcap 150 Index complements and doesn't majorly overlap with the underlying exposure provided by Nifty 100 Index. (Slide 8)



Actively managed funds are finding difficult to outperform the Nifty Midcap 150 Index, with 95% of midcap funds underperforming the index in last 7 years.



Relatively low cost option to participate in Midcap segment of market.

New Fund Offering (NFO) Details for Mirae Asset Nifty Midcap 150 ETF



Fund Manager:

Ms. Ekta Gala



Listing:

NSE & BSE (Within 5 working days from the date of allotment)



Post NFO:

On exchange
In multiple of 1 units with in 5 days from the date of allotment
Directly with AMC
In multiple of 4,00,000 units from 11th March 2022



Authorized Participant:

Mirae Asset Capital Markets (India) Pvt Ltd.; East India Securities Limited; Kanjalochana Finserve Private Limited



Redemption:

T+3



Minimum Investment Amount (During NFO Period):

₹ 5,000/- and in multiples of ₹ 1/- thereafter.



NFO Period : 24th February 2022 – 4th March 2022

Allotment Date : 9th March 2022



Benchmark Index:

Nifty Midcap 150 Total Return Index



Taxation:

Equity

New Fund Offering (NFO) Details for Mirae Asset Nifty Midcap 150 ETF

NSE Indices Ltd Disclaimer: Do not guarantee the accuracy and/or the completeness of the Nifty Midcap 150 Index or any data included therein and NSE INDICES LIMITED shall have not have any responsibility or liability for any errors, omissions, or interruptions therein. NSE INDICES LIMITED does not make any warranty, express or implied, as to results to be obtained by the Issuer, owners of the product(s), or any other person or entity from the use of the Nifty Midcap 150 Index or any data included therein. NSE INDICES LIMITED makes no express or implied warranties, and expressly disclaims all warranties of merchantability or fitness for a particular purpose or use with respect to the index or any data included therein. Without limiting any of the foregoing, NSE INDICES LIMITED expressly disclaim any and all liability for any claims, damages or losses arising out of or related to the Products, including any and all direct, special, punitive, indirect, or consequential damages (including lost profits), even if notified of the possibility of such damages.

BSE/NSE Disclaimer: -Every person who desires to apply for or otherwise acquires any unit of this Fund may do so pursuant to independent inquiry, investigation and analysis and shall not have any claim against the Exchange whatsoever by reason of any loss which may be suffered by such person consequent to or in connection with such subscription/ acquisition whether by reason of anything stated or omitted to be stated herein or any other reason whatsoever

Statutory Details: Trustee: Mirae Asset Trustee Company Private Limited; Investment Manager: Mirae Asset Investment Managers (India) Private Limited (AMC); Sponsor: Mirae Asset Global Investments Company Limited.

The information contained in this document is compiled from third party and publically available sources and is included for general information purposes only. There can be no assurance and guarantee on the yields. Views expressed by the Fund Manager cannot be construed to be a decision to invest. The statements contained herein are based on current views and involve known and unknown risks and uncertainties. Whilst Mirae Asset Investment Managers (India) Private Limited (the AMC) shall have no responsibility/liability whatsoever for the accuracy or any use or reliance thereof of such information. The AMC, its associate or sponsors or group companies, its Directors or employees accepts no liability for any loss or damage of any kind resulting out of the use of this document. The recipient(s) before acting on any information herein should make his/her/their own investigation and seek appropriate professional advice and shall alone be fully responsible / liable for any decision taken on the basis of information contained herein. Any reliance on the accuracy or use of such information shall be done only after consultation to the financial consultant to understand the specific legal, tax or financial implications.

Mutual fund investments are subject to market risks, read all scheme related documents carefully.

For further information about other schemes (product labelling and performance of the fund) please visit the website of the AMC: www.miraeassetmf.co.in

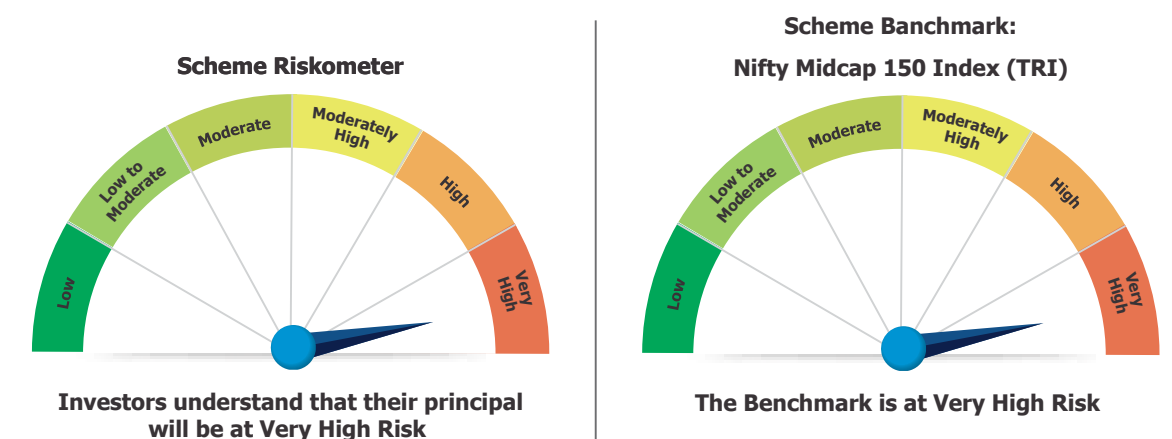
Please consult your financial advisor before investing

PRODUCT LABELLING

Mirae Asset Nifty Midcap 150 ETF is suitable for investors who are seeking*

- Returns that are commensurate with the performance of the NIFTY Midcap 150 Index, subject to tracking errors over the long-term
- Investment in equity securities covered by the NIFTY Midcap 150 Index

*Investors should consult their financial advisors, if they are not clear about the suitability of the product.



THANK YOU
