

Mirae Asset Nifty Midsmallcap400Momentum Quality 100 ETF

(NSE Symbol: MIDSMALL , BSE Scrip Code: 544130)

(An open-ended scheme replicating/tracking Nifty Midsmallcap 400 Momentum Quality 100 Index)

Mirae Asset Nifty Midsmallcap400Momentum Quality 100 ETF FOF

(An open-ended fund of fund scheme investing in units of Mirae Asset Nifty Midsmallcap 400 Momentum Quality 100 ETF)


SEBI Registration Number: Mirae Asset Mutual Fund

SEBI Registration No: MF/055/07/03

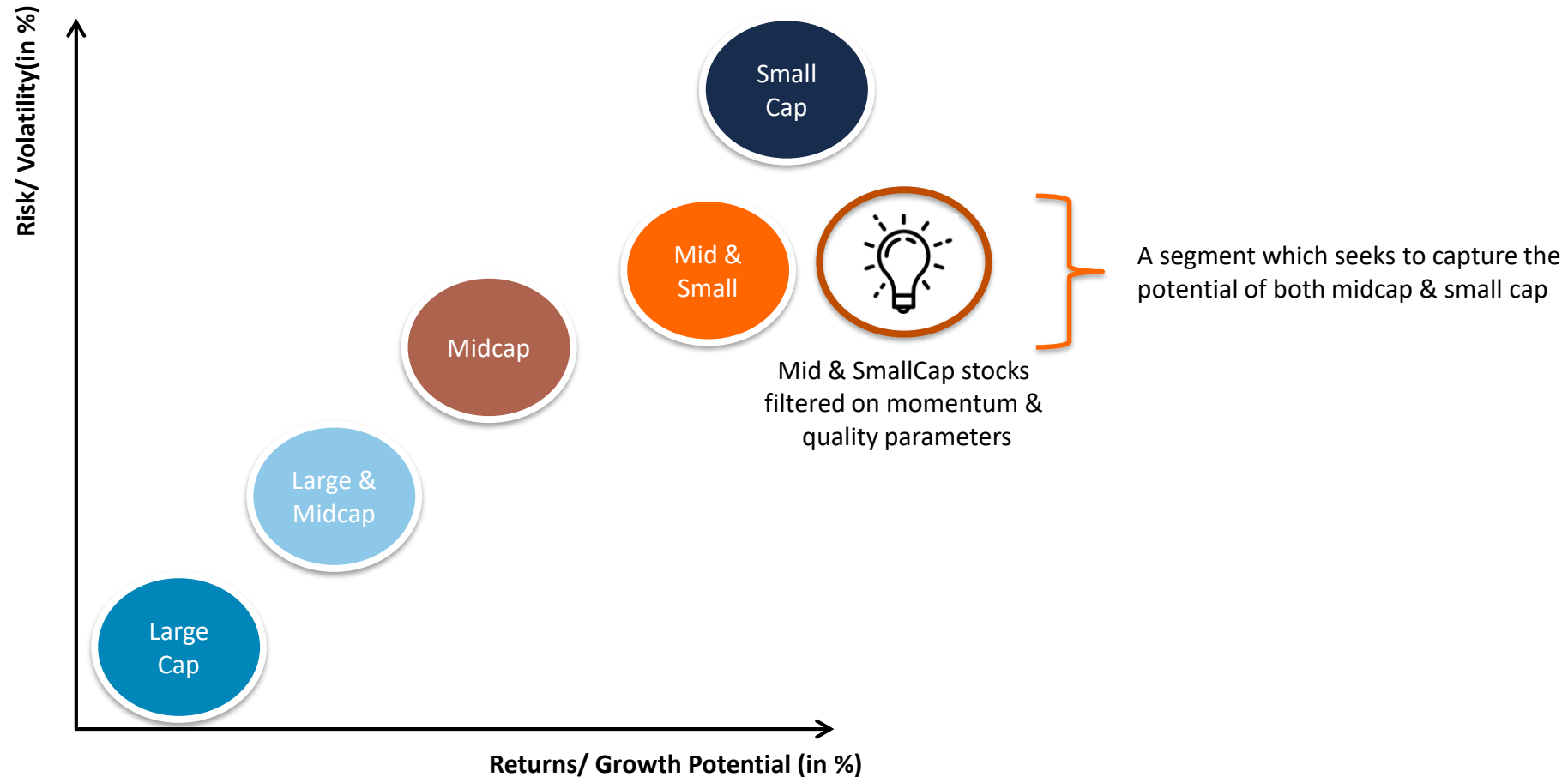


Midcap & Smallcap together: A missing category?

Where is Mid & Small Cap?



Midsmallcap category may improve return and risk profile

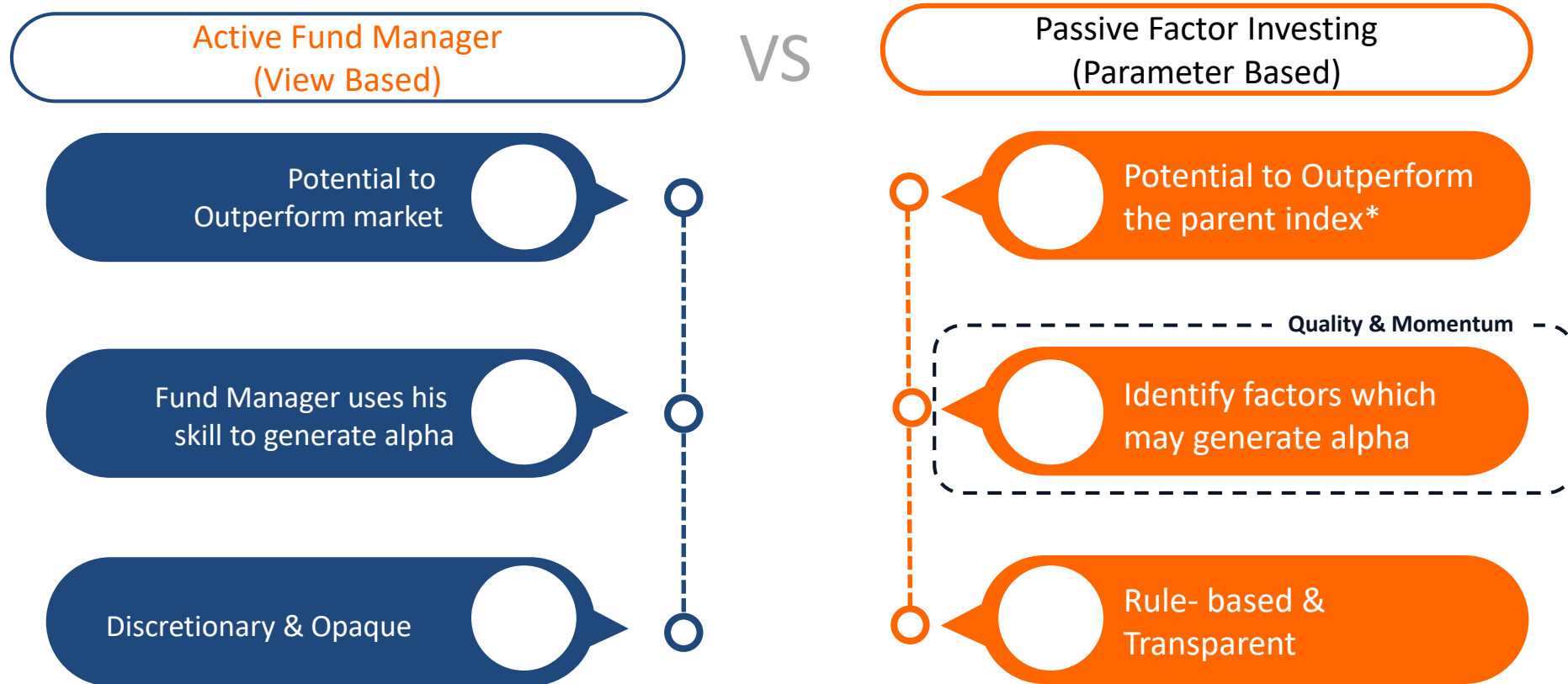


Adding quality and momentum factors have aided in improving return-to-risk profile of mid & smallcap segment vis-à-vis market cap based mid & smallcap index

Source: NSE Indices Limited, Data as on April 30, 2026; **Past performance may or may not sustain in future.** The index return are in Total Return Variant. The data shown above pertains to the index and does not in manner indicate performance of any scheme of the Fund. Request you to consult your financial advisor or distributor before making investment. Historical portfolio of the index has been created and rebalanced periodically based on market data present on those concerned historical periods, which is captured by the index portfolio changes and performance metrics. No additional performance or portfolio assumptions have been made by the AMC. Nifty MidSmallcap400 Momentum Quality 100 Index launch date: February 8, 2024; Prior data is back-tested data developed and vetted by NSE Indices;

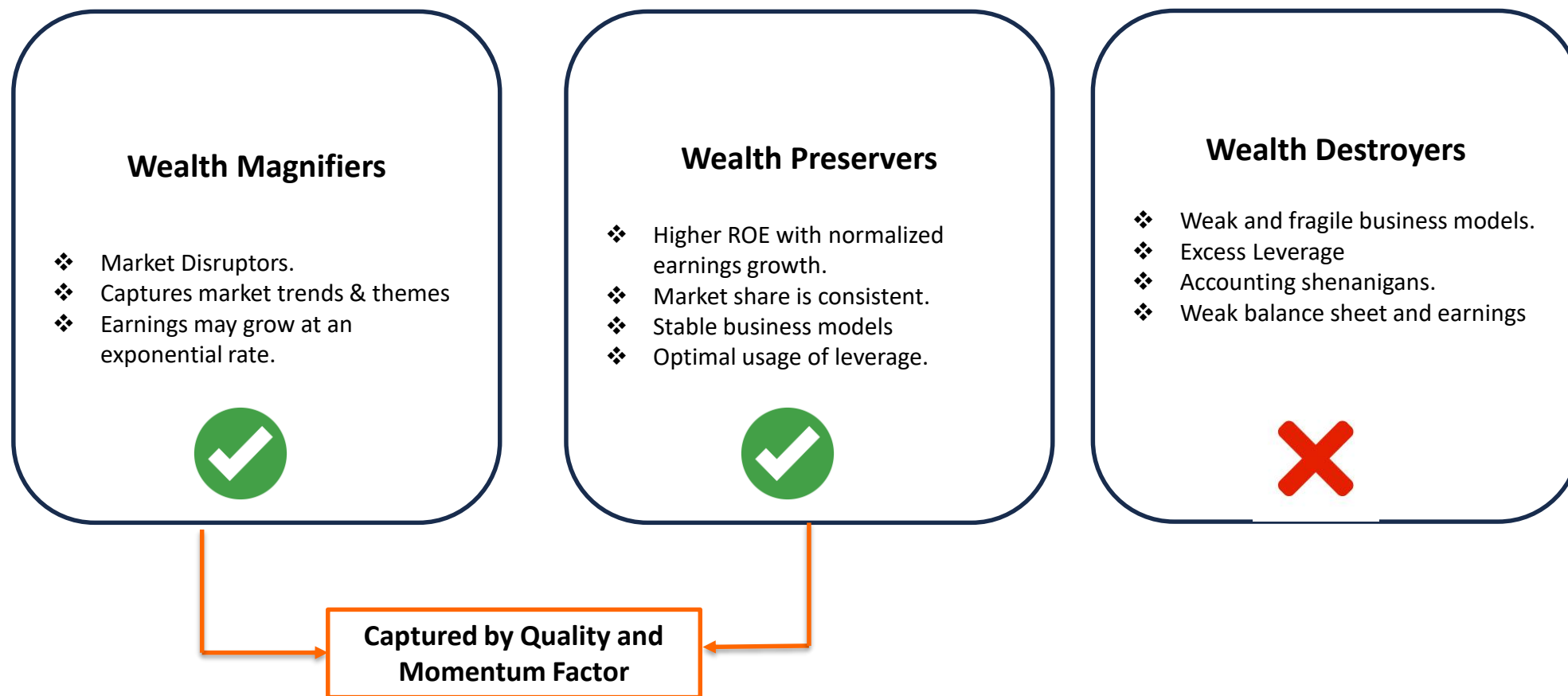
The risk return spectrum shown above is for broadly explaining the risk spectrum of different categories of schemes. The actual risk return for schemes may or may not be in line with the risk return curve shown above.

Stock selection may remain key to construct a midcap & smallcap portfolio



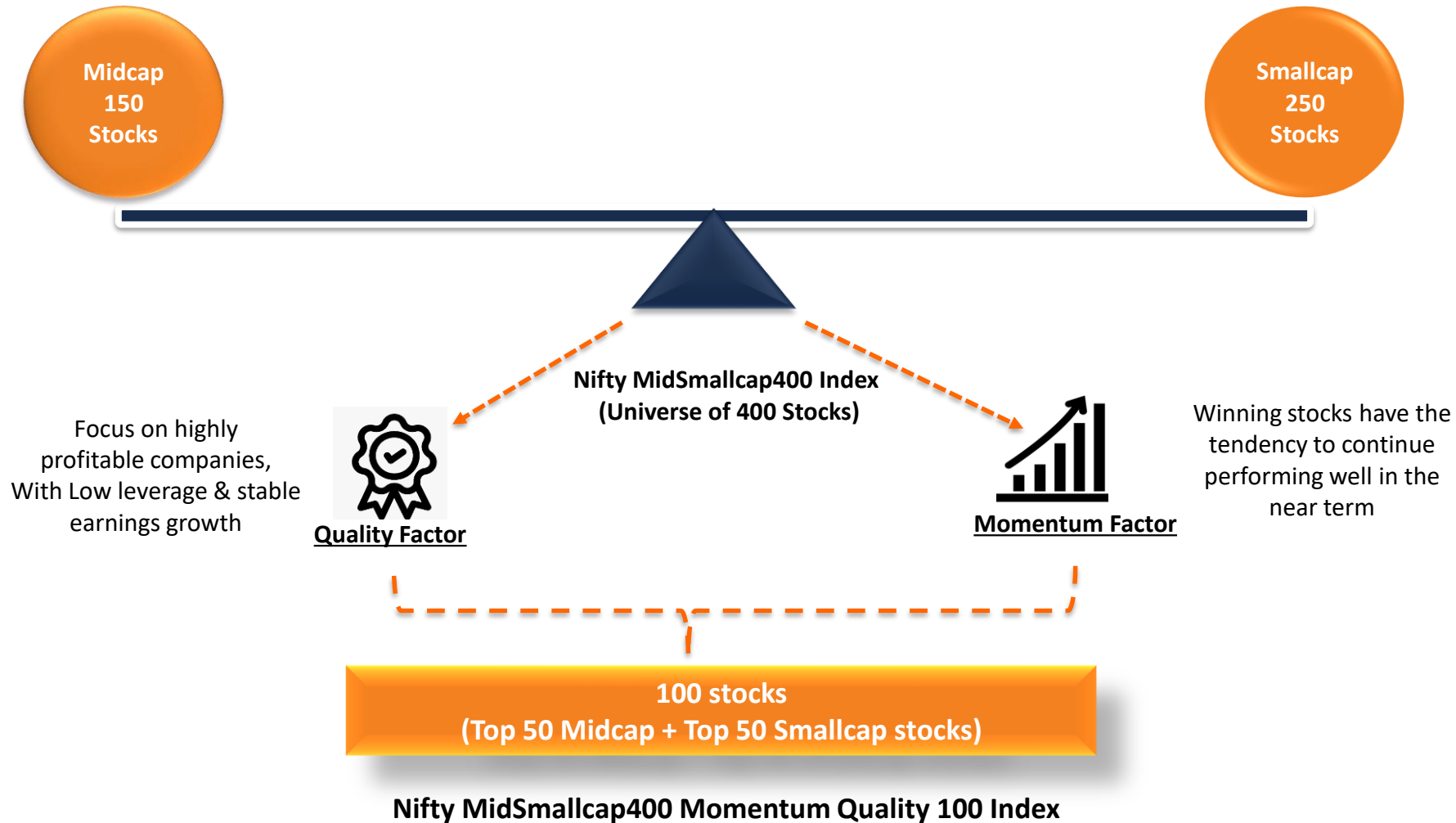
Factor based selection may address certain concerns and target a desired risk-return profile

Aim to capture wealth creator & preservers, avoid wealth destroyers



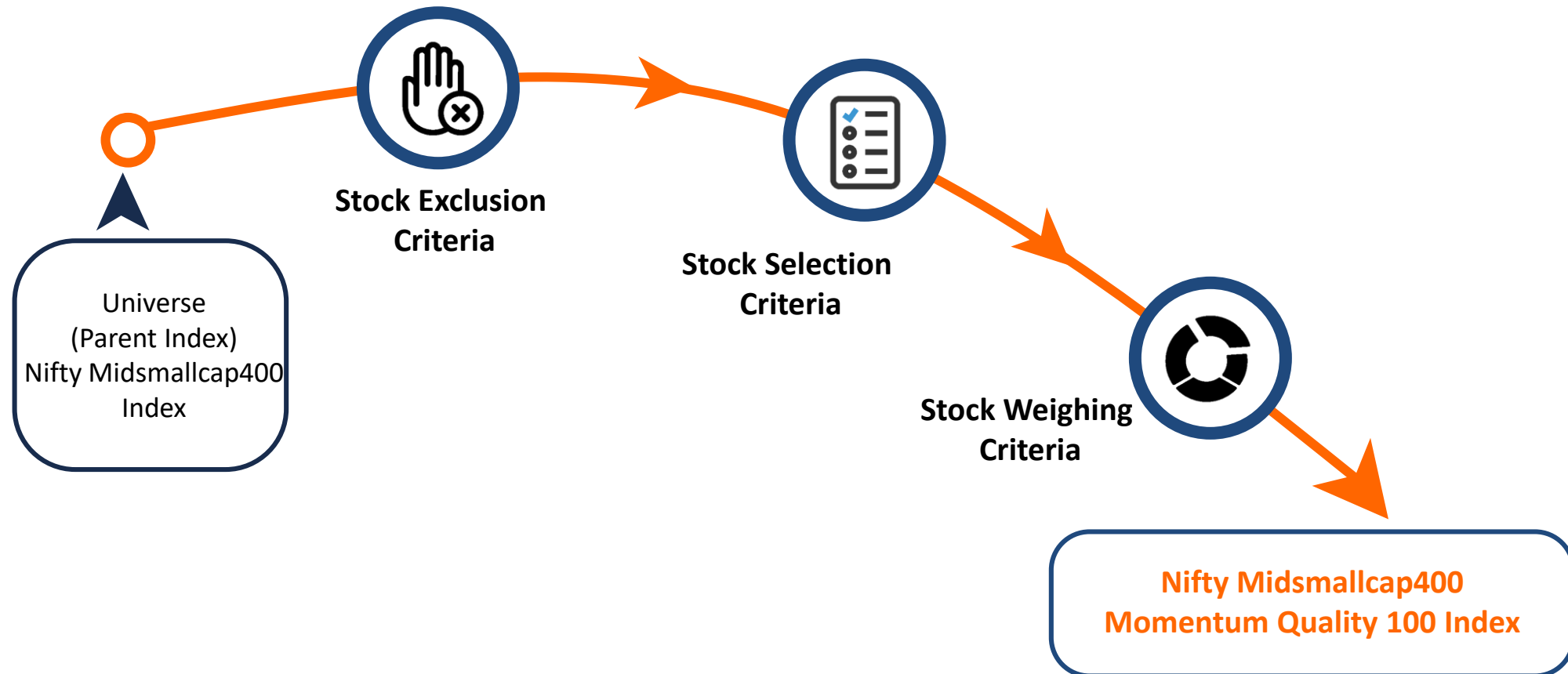
Nifty MidSmallcap400 Momentum Quality 100 Index aims to capture wealth magnifiers and preservers which may create alpha in the long run.

A first of its kind product: Focused on mid & small cap segment based on smart beta factors



About the index

Nifty Midsmallcap400 Momentum Quality 100 Index aims to track the performance of the 100 stocks, of which 50 are midcaps and 50 are small cap stocks. These stocks are selected based on the combination of momentum and quality factors from Nifty Midsmallcap400 Index. Stock weights are capped at 5%



Stock exclusion Criteria



Listing Criteria

If minimum listing history is less than 1 Yr.



Circuit Filter Breaker

Non F&O stocks hitting upper or lower circuit on 25 days or more in 6 month



Pledged Promoter Share

Percentage of pledged promotor's share greater than 20%



Low Average Daily Trading Value (ADTV)

Bottom 10 percentile stocks on ADTV basis in last 6 month



Low Turnover Ratio

Bottom 10 percentile based on stock's daily trading value relative to its free float market cap

Stock Selection Criteria : Quality Factor (1/2)

“Quality” factor is used as proxy to determine the companies with durable business models and sustainable competitive advantages. It is evaluated based on three parameter:

Profitability - Return On Equity (ROE)

- Shows how effectively company is using its capital to generate profit
- more profitable companies tend to earn an excess return relative to less profitable companies.

Financial Health – Debt to Equity Ratio (D/E)

- Checks whether the company is using excess leverage to generate the sustainable profit
- Higher leverage can be beneficial to equity holders during an expansionary part of the business cycle, then may work against them during contractionary periods

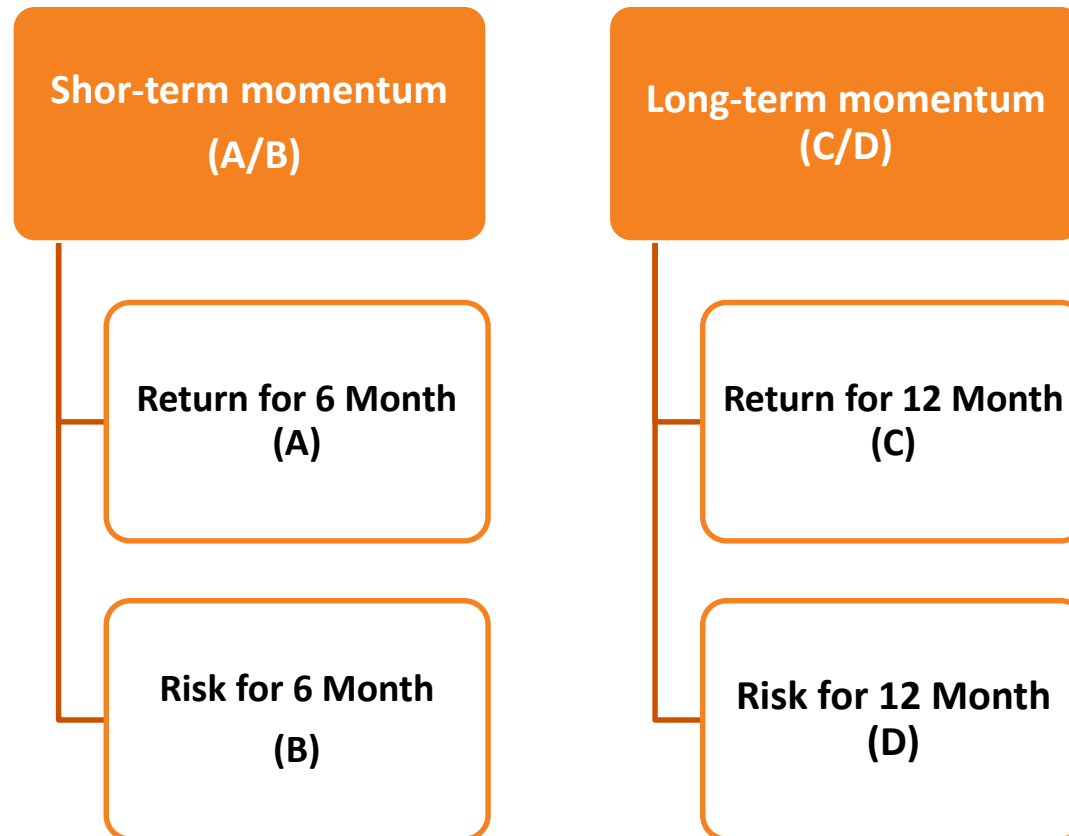
Earning Quality – Earning Per Share (EPS) variability

- How smooth the earning has been based for last 5 Yr. EPS growth
- Lower variation in EPS growth indicates relatively stable earning and relatively less prone to accounting shenanigans

Stock Selection Criteria : Momentum Factor (2/2)

“Momentum” factor refers to the tendency of winning stocks to continue performing well in the near term. Momentum is categorized as a “persistence” factor i.e., it tends to benefit from continued trends in markets.

It is derived by giving equal weightage to two parameter.



P2P Performance

Nifty Midsmallcap400 Momentum Quality 100 Index v/s Peers

Performance Comparison					
Period	Nifty Midsmallcap 400 MQ 100 Index	Nifty Midsmallcap 400 Index	Nifty 50 Index	Nifty Midcap 150 Index	Nifty Smallcap250 Index
15 Years	19.5%	15.8%	11.3%	16.8%	13.9%
10 Years	18.8%	17.6%	13.2%	18.6%	15.7%
7 Years	20.1%	19.9%	12.0%	20.5%	18.8%
5 Years	18.7%	19.7%	11.7%	20.1%	19.0%
3 Years	20.7%	22.8%	11.2%	23.3%	21.9%
2 Years	3.4%	6.7%	4.3%	8.5%	3.4%
1 Year	8.2%	10.7%	-0.3%	11.4%	9.6%
6 Months	1.6%	-1.1%	-6.5%	0.0%	-3.2%
3 Months	5.6%	3.7%	-5.1%	2.5%	6.2%

Volatility/ Risk Comparison					
15 Years	17.3%	17.6%	16.3%	17.3%	18.8%
10 Years	18.3%	17.8%	16.1%	17.6%	19.1%
7 Years	19.5%	18.9%	17.7%	18.7%	20.0%
5 Years	18.2%	17.0%	13.6%	16.7%	18.5%
3 Years	18.9%	17.2%	12.8%	16.7%	18.7%
2 Years	20.8%	18.6%	14.0%	18.2%	20.1%
1 Year	16.5%	15.5%	12.5%	15.4%	16.3%
6 Months	20.2%	19.0%	15.4%	18.9%	19.9%
3 Months	23.3%	22.5%	19.4%	22.6%	22.7%

CY Performance

Nifty MidSmallcap400 Momentum Quality 100 Index v/s Peers

Period	Nifty Midsmallcap 400 MQ 100 Index	Nifty Midsmallcap 400 Index	Nifty 50 Index	Nifty Midcap 150 Index	Nifty Smallcap250 Index
2006	53.4%	29.8%	41.9%	28.5%	32.9%
2007	78.7%	84.3%	56.8%	78.2%	97.4%
2008	-60.4%	-66.2%	-51.3%	-64.9%	-68.6%
2009	105.6%	115.0%	77.6%	113.9%	117.4%
2010	28.2%	19.3%	19.2%	20.1%	17.6%
2011	-24.1%	-32.4%	-23.8%	-31.0%	-35.1%
2012	48.7%	44.6%	29.4%	46.7%	40.4%
2013	16.2%	-2.9%	8.1%	-1.3%	-6.4%
2014	78.8%	65.5%	32.9%	62.7%	71.7%
2015	9.4%	10.3%	-3.0%	9.7%	11.3%
2016	3.7%	4.8%	4.4%	6.5%	1.4%
2017	67.4%	56.6%	30.3%	55.7%	58.5%
2018	-14.9%	-17.3%	4.6%	-12.6%	-26.1%
2019	3.2%	-2.0%	13.5%	0.6%	-7.3%
2020	30.6%	25.9%	16.1%	25.6%	26.5%
2021	57.8%	52.6%	25.6%	48.2%	63.3%
2022	-5.4%	1.9%	5.7%	3.9%	-2.6%
2023	49.0%	46.2%	21.3%	44.6%	49.1%
2024	26.3%	25.5%	10.1%	24.5%	27.2%
2025	-6.8%	1.8%	11.9%	6.0%	-5.5%

**Calendar Year Data as on Dec 31, 2025. National Stock Exchange (NSE), Past performance may or may not sustain in future.. The index return is in Total Return Variant. The data shown above pertains to the Index and does not in manner indicate performance of any scheme of the Fund*

Sectoral Distribution of Nifty MidSmallcap400 Momentum Quality 100 Index

Top 15 Sectors	Nifty Midsmallcap400 MQ 100 Index	Nifty Midsmallcap 400 Index	Nifty 50 Index	Nifty Midcap 150 Index	Nifty Smallcap 250 Index
Financial Services	38.8%	0.3%	35.3%	28.0%	22.5%
Healthcare	19.5%	10.7%	4.5%	9.6%	12.8%
Capital Goods	7.5%	13.7%	1.4%	14.1%	12.8%
Automobile and Auto Components	7.5%	7.2%	6.6%	6.8%	8.1%
Information Technology	6.8%	4.6%	8.6%	4.8%	4.1%
Fast Moving Consumer Goods	5.3%	3.9%	6.2%	4.3%	3.4%
Metals & Mining	4.0%	3.1%	4.7%	3.6%	2.1%
Consumer Durables	2.7%	4.2%	2.6%	4.5%	3.5%
Chemicals	2.1%	5.1%	X	3.9%	7.6%
Services	1.5%	2.4%	2.0%	1.6%	4.0%
Textiles	1.1%	1.1%	X	0.9%	0.7%
Oil, Gas & Consumable Fuels	1.0%	2.6%	10.8%	2.6%	2.8%
Consumer Services	0.4%	4.9%	2.5%	5.2%	4.2%
Power	0.3%	2.7%	3.0%	3.0%	2.1%
Construction	X	1.6%	4.3%	0.4%	3.9%
Realty	X	2.4%	X	2.6%	1.8%

Nifty MidSmallcap400 Momentum Quality 100 Index provides different sectoral exposure compared to other broad-based indices & is currently overweight on Financial Services and Capital goods sectors

Nifty MidSmallcap400 Momentum Quality 100 Index Portfolio – Part I

NO.	COMPANY	WT.(%)	INDEX	NO.	COMPANY	WT.(%)	INDEX
1	BSE LTD.	6.6	NIFTY MIDCAP 150	26	CITY UNION BANK LTD.	1.2	NIFTY SMALLCAP 250
2	MULTI COMMODITY EXCHANGE OF INDIA LTD.	5.0	NIFTY MIDCAP 150	27	ALKEM LABORATORIES LTD.	1.1	NIFTY MIDCAP 150
3	HERO MOTOCORP LTD.	4.1	NIFTY MIDCAP 150	28	AUROBINDO PHARMA LTD.	1.0	NIFTY MIDCAP 150
4	CUMMINS INDIA LTD.	4.0	NIFTY SMALLCAP 250	29	CENTRAL DEPOSITORY SERVICES (INDIA) LTD.	1.0	NIFTY SMALLCAP 250
5	FEDERAL BANK LTD.	3.2	NIFTY MIDCAP 150	30	APL APOLLO TUBES LTD.	1.0	NIFTY MIDCAP 150
6	AU SMALL FINANCE BANK LTD.	3.1	NIFTY MIDCAP 150	31	NMDC LTD.	1.0	NIFTY MIDCAP 150
7	MUTHOOT FINANCE LTD.	2.9	NIFTY SMALLCAP 250	32	MRF LTD.	1.0	NIFTY MIDCAP 150
8	GE VERNOVA T&D INDIA LTD.	2.8	NIFTY MIDCAP 150	33	MANAPPURAM FINANCE LTD.	1.0	NIFTY SMALLCAP 250
9	HDFC ASSET MANAGEMENT COMPANY LTD.	2.7	NIFTY SMALLCAP 250	34	KEI INDUSTRIES LTD.	0.9	NIFTY MIDCAP 150
10	SUZLON ENERGY LTD.	2.3	NIFTY MIDCAP 150	35	360 ONE WAM LTD.	0.9	NIFTY MIDCAP 150
11	L&T FINANCE LTD.	1.9	NIFTY MIDCAP 150	36	COMPUTER AGE MANAGEMENT SERVICES LTD.	0.9	NIFTY SMALLCAP 250
12	PERSISTENT SYSTEMS LTD.	1.9	NIFTY MIDCAP 150	37	COROMANDEL INTERNATIONAL LTD.	0.9	NIFTY MIDCAP 150
13	HITACHI ENERGY INDIA LTD.	1.9	NIFTY MIDCAP 150	38	HINDUSTAN COPPER LTD.	0.9	NIFTY SMALLCAP 250
14	DIXON TECHNOLOGIES (INDIA) LTD.	1.8	NIFTY MIDCAP 150	39	PAGE INDUSTRIES LTD.	0.8	NIFTY MIDCAP 150
15	INDIAN BANK	1.8	NIFTY MIDCAP 150	40	NIPPON LIFE INDIA ASSET MANAGEMENT LTD.	0.8	NIFTY MIDCAP 150
16	NATIONAL ALUMINIUM CO. LTD.	1.7	NIFTY MIDCAP 150	41	UNO MINDA LTD.	0.8	NIFTY MIDCAP 150
17	LUPIN LTD.	1.7	NIFTY MIDCAP 150	42	MPHASIS LTD.	0.8	NIFTY MIDCAP 150
18	POLYCAB INDIA LTD.	1.7	NIFTY MIDCAP 150	43	FORCE MOTORS LTD.	0.8	NIFTY SMALLCAP 250
19	MARICO LTD.	1.7	NIFTY MIDCAP 150	44	ANGEL ONE LTD.	0.7	NIFTY SMALLCAP 250
20	GLENMARK PHARMACEUTICALS LTD.	1.6	NIFTY MIDCAP 150	45	BLUE STAR LTD.	0.7	NIFTY MIDCAP 150
21	INDUS TOWERS LTD.	1.6	NIFTY MIDCAP 150	46	ORACLE FINANCIAL SERVICES SOFTWARE LTD.	0.7	NIFTY MIDCAP 150
22	RADICO KHAITAN LTD	1.4	NIFTY MIDCAP 150	47	PI INDUSTRIES LTD.	0.6	NIFTY MIDCAP 150
23	COLGATE PALMOLIVE (INDIA) LTD.	1.4	NIFTY MIDCAP 150	48	GREAT EASTERN SHIPPING CO. LTD.	0.6	NIFTY SMALLCAP 250
24	ANAND RATHI WEALTH LTD.	1.3	NIFTY SMALLCAP 250	49	APAR INDUSTRIES LTD.	0.6	NIFTY MIDCAP 150
25	COFORGE LTD.	1.3	NIFTY MIDCAP 150	50	NEULAND LABORATORIES LTD.	0.6	NIFTY SMALLCAP 250

Nifty MidSmallcap400 Momentum Quality 100 Index Portfolio – Part II

NO.	COMPANY	WT.(%)	INDEX	NO.	COMPANY	WT.(%)	INDEX
51	NARAYANA HRUDAYALAYA LTD.	0.6	NIFTY SMALLCAP 250	76	NAVA LTD.	0.3	NIFTY SMALLCAP 250
52	MOTHERSON SUMI WIRING INDIA LTD.	0.6	NIFTY SMALLCAP 250	77	HOME FIRST FINANCE COMPANY INDIA LTD.	0.3	NIFTY SMALLCAP 250
53	SBI CARDS AND PAYMENT SERVICES LTD.	0.6	NIFTY MIDCAP 150	78	K.P.R. MILL LTD.	0.3	NIFTY MIDCAP 150
54	BANK OF MAHARASHTRA	0.5	NIFTY MIDCAP 150	79	CAN FIN HOMES LTD.	0.3	NIFTY SMALLCAP 250
55	REDINGTON LTD.	0.5	NIFTY SMALLCAP 250	80	AFFLE 3I LTD.	0.3	NIFTY SMALLCAP 250
56	WELSPUN CORP LTD.	0.5	NIFTY SMALLCAP 250	81	L&T TECHNOLOGY SERVICES LTD.	0.3	NIFTY MIDCAP 150
57	HBL ENGINEERING LTD.	0.5	NIFTY SMALLCAP 250	82	ASTRAZENCA PHARMA INDIA LTD.	0.3	NIFTY SMALLCAP 250
58	DATA PATTERNS (INDIA) LTD.	0.5	NIFTY SMALLCAP 250	83	CREDITACCESS GRAMEEN LTD.	0.3	NIFTY SMALLCAP 250
59	DR. LAL PATH LABS LTD.	0.5	NIFTY SMALLCAP 250	84	GILLETTE INDIA LTD.	0.3	NIFTY SMALLCAP 250
60	MOTILAL OSWAL FINANCIAL SERVICES LTD.	0.5	NIFTY MIDCAP 150	85	ADITYA BIRLA SUN LIFE AMC LTD.	0.3	NIFTY SMALLCAP 250
61	GARDEN REACH SHIPBUILDERS & ENGINEERS LTD.	0.4	NIFTY SMALLCAP 250	86	CHOICE INTERNATIONAL LTD.	0.3	NIFTY SMALLCAP 250
62	HIMADRI SPECIALITY CHEMICAL LTD.	0.4	NIFTY SMALLCAP 250	87	INTELLECT DESIGN ARENA LTD.	0.3	NIFTY SMALLCAP 250
63	INDIAN ENERGY EXCHANGE LTD.	0.4	NIFTY SMALLCAP 250	88	INDIAMART INTERMESH LTD.	0.3	NIFTY SMALLCAP 250
64	TATA ELXSI LTD.	0.4	NIFTY MIDCAP 150	89	TRIVENI TURBINE LTD.	0.3	NIFTY SMALLCAP 250
65	USHA MARTIN LTD.	0.4	NIFTY SMALLCAP 250	90	CEAT LTD.	0.2	NIFTY SMALLCAP 250
66	CASTROL INDIA LTD.	0.4	NIFTY SMALLCAP 250	91	MAHANAGAR GAS LTD.	0.2	NIFTY SMALLCAP 250
67	KPIT TECHNOLOGIES LTD.	0.4	NIFTY MIDCAP 150	92	ZENSAR TECHNOLOGIES LTD.	0.2	NIFTY SMALLCAP 250
68	COCHIN SHIPYARD LTD.	0.4	NIFTY MIDCAP 150	93	LT FOODS LTD.	0.2	NIFTY SMALLCAP 250
69	ESCORTS KUBOTA LTD.	0.4	NIFTY MIDCAP 150	94	SUMITOMO CHEMICAL INDIA LTD.	0.2	NIFTY SMALLCAP 250
70	INDRAPRASTHA GAS LTD.	0.4	NIFTY SMALLCAP 250	95	JSW DULUX LTD.	0.2	NIFTY SMALLCAP 250
71	BHARAT DYNAMICS LTD.	0.4	NIFTY MIDCAP 150	96	KIRLOSKAR BROTHERS LTD.	0.1	NIFTY SMALLCAP 250
72	GODAWARI POWER & ISPAT LTD.	0.3	NIFTY SMALLCAP 250	97	UTI ASSET MANAGEMENT COMPANY LTD.	0.1	NIFTY SMALLCAP 250
73	GMDC LTD.	0.3	NIFTY SMALLCAP 250	98	BLS INTERNATIONAL SERVICES LTD.	0.1	NIFTY SMALLCAP 250
74	GODFREY PHILLIPS INDIA LTD.	0.3	NIFTY MIDCAP 150	99	NEWGEN SOFTWARE TECHNOLOGIES LTD.	0.1	NIFTY SMALLCAP 250
75	ECLERX SERVICES LTD.	0.3	NIFTY SMALLCAP 250	100	LATENT VIEW ANALYTICS LTD.	0.1	NIFTY SMALLCAP 250

Why Invest in Mirae Asset Nifty Midsmallcap400 Momentum Quality 100 ETF & FOF?

- The broadest mid and small cap factor ETF in India — selects 50 midcap and 50 smallcap stocks from the entire 400-stock Nifty Midsmallcap universe using Momentum and Quality screens.
- Quality filter eliminates weak small-caps — companies with high debt, poor earnings growth, high promoter's pledging or deteriorating fundamentals are systematically excluded, reducing blowup risk common in the smallcap segment.
- Momentum filter avoids 'value traps' — the strategy naturally avoids companies with declining price trends even if they appear cheap, as continued momentum signals improving business fundamentals.
- Stock cap at 5% per holding — ensures the portfolio is well diversified across all 100 selected stocks, preventing excessive concentration in any single company.
- Semi-annual review ensures portfolio relevance — leadership in mid and small cap changes across cycles; this ETF systematically refreshes to stay current with market leaders.
- Provides a single-product mid-small cap allocation — replaces the need to separately manage midcap and smallcap ETFs or funds with a unified, factor-screened portfolio.

Riskometers

PRODUCT LABELLING

Mirae Asset Nifty MidSmallcap400 Momentum Quality 100 ETF Fund of Fund

This product is suitable for investors who are seeking*

- Investments predominantly in units of Mirae Asset Nifty Midsmallcap400 Momentum Quality 100 ETF
- To generate long-term capital appreciation/income

*Investors should consult their financial advisors if they are not clear about the suitability of the product.



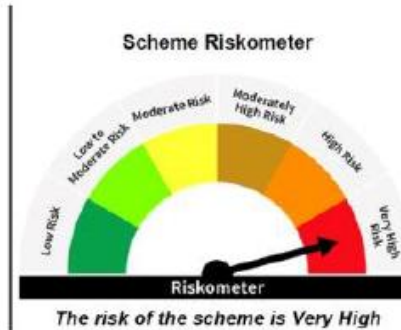
PRODUCT LABELLING

Mirae Asset Nifty MidSmallcap400 Momentum Quality 100 ETF

This product is suitable for investors who are seeking*

- Returns that commensurate with performance of Nifty MidSmallcap400 Momentum Quality 100 Total Return Index, subject to tracking error over long term
- Investments in equity securities covered by Nifty MidSmallcap400 Momentum Quality 100 Total Return Index

*Investors should consult their financial advisors if they are not clear about the suitability of the product.



Disclaimers

NSE Indices Ltd Disclaimer: NSE INDICES LIMITED do not guarantee the accuracy and/or the completeness of Nifty Midsmallcap400 Momentum Quality 100 Index or any data included therein and NSE INDICES LIMITED shall have not have any responsibility or liability for any errors, omissions, or interruptions therein NSE INDICES LIMITED does not make any warranty, express or implied, as to results to be obtained by the Issuer, owners of the product(s), or any other person or entity from the use of Nifty Midsmallcap400 Momentum Quality 100 Index or any data included therein NSE INDICES LIMITED makes no express or implied warranties, and expressly disclaims all warranties of merchantability or fitness for a particular purpose or use with respect to the index or any data included therein Without limiting any of the foregoing, NSE INDICES LIMITED expressly disclaim any and all liability for any claims, damages or losses arising out of or related to the Products, including any and all direct, special, punitive, indirect, or consequential damages (including lost profits), even if notified of the possibility of such damages

BSE/NSE Disclaimer: Every person who desires to apply for or otherwise acquires any unit of this Fund may do so pursuant to independent inquiry, investigation and analysis and shall not have any claim against the Exchange whatsoever by reason of any loss which may be suffered by such person consequent to or in connection with such subscription/ acquisition whether by reason of anything stated or omitted to be stated herein or any other reason whatsoever

Statutory Details: Trustee: Mirae Asset Trustee Company Private Limited; Investment Manager: Mirae Asset Investment Managers (India) Private Limited (AMC); Sponsor: Mirae Asset Global Investments Company Limited.

The information contained in this document is compiled from third party and publically available sources and is included for general information purposes only. There can be no assurance and guarantee on the yields. Views expressed by the Fund Manager cannot be construed to be a decision to invest. The statements contained herein are based on current views and involve known and unknown risks and uncertainties. Whilst Mirae Asset Investment Managers (India) Private Limited (the AMC) shall have no responsibility/liability whatsoever for the accuracy or any use or reliance thereof of such information. The AMC, its associate or sponsors or group companies, its Directors or employees accepts no liability for any loss or damage of any kind resulting out of the use of this document. The recipient(s) before acting on any information herein should make his/her/their own investigation and seek appropriate professional advice and shall alone be fully responsible / liable for any decision taken on the basis of information contained herein. Any reliance on the accuracy or use of such information shall be done only after consultation to the financial consultant to understand the specific legal, tax or financial implications.

Mutual fund investments are subject to market risks, read all scheme related documents carefully.

For further information about other schemes (product labelling and performance of the fund) please visit the website of the AMC: www.miraeassetmf.co.in

Please consult your financial advisor or mutual fund distributor before investing

THANK YOU

